
Extrapolating Beyond Suboptimal Demonstrations via Inverse Reinforcement Learning from Observations

Daniel S. Brown^{*1} Wonjoon Goo^{*1} Prabhat Nagarajan² Scott Niekum¹

Abstract

A critical flaw of existing inverse reinforcement learning (IRL) methods is their inability to significantly outperform the demonstrator. This is a consequence of the general reliance of IRL algorithms upon some form of mimicry, such as feature-count matching, rather than inferring the underlying intentions of the demonstrator that may have been poorly executed in practice. In this paper, we introduce a novel reward learning from observation algorithm, Trajectory-ranked Reward EXtrapolation (T-REX), that extrapolates beyond a set of (approximately) ranked demonstrations in order to infer high-quality reward functions from a set of potentially poor demonstrations. When combined with deep reinforcement learning, we show that this approach can achieve performance that is more than an order of magnitude better than the best-performing demonstration, on multiple Atari and MuJoCo benchmark tasks. In contrast, prior state-of-the-art imitation learning and IRL methods fail to perform better than the demonstrator and often have performance that is orders of magnitude worse than T-REX. Finally, we demonstrate that T-REX is robust to modest amounts of ranking noise and can accurately extrapolate intention by simply watching a learner noisily improve at a task over time.

1. Introduction

Due to advantages such as computational speed, precise manipulation, and exact timing, computers and robots are often better than humans at performing tasks with well-defined goals and objectives. However, it can be difficult, even for experts, to design reward functions and objectives that lead to desired behaviors when designing autonomous agents (Ng et al., 1999; Amodei et al., 2016). When goals or rewards are

^{*}Equal contribution ¹Department of Computer Science, University of Texas at Austin, USA ²Preferred Networks, Japan. Correspondence to: Daniel S. Brown <dsbrown@cs.utexas.edu>, Wonjoon Goo <wonjoon@cs.utexas.edu>.

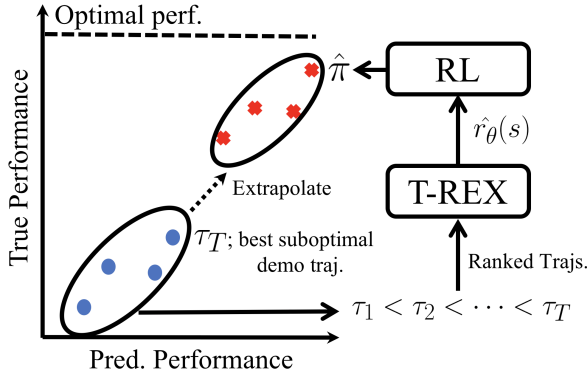


Figure 1. T-REX takes a sequence of ranked suboptimal demonstrations and learns a reward function from these rankings that allows policy improvement over the demonstrator via reinforcement learning on the learned reward function.

difficult for a human to specify, inverse reinforcement learning (IRL) (Abbeel & Ng, 2004) techniques can be applied to infer the goals of a user from demonstrations. Unfortunately, high-quality demonstrations are often difficult to provide for many tasks—for instance, consider a non-expert user attempting to give kinesthetic demonstrations of a household chore to a robot. Even for relative experts, tasks such as high-frequency stock trading or playing complex video games can be difficult to perform optimally.

If a demonstrator is suboptimal, but his intentions can be ascertained, then a learning agent ought to be able to exceed the demonstrator’s performance in principle. However, current IRL algorithms fail to do this, typically searching for a reward function that makes the demonstrations appear near-optimal (Abbeel & Ng, 2004; Ramachandran & Amir, 2007; Ziebart et al., 2008; Wulfmeier et al., 2015; Finn et al., 2016; Henderson et al., 2018). Thus, when the demonstrator is suboptimal, IRL results in suboptimal behavior as well. Other imitation learning approaches (Argall et al., 2009) that mimic behavior directly without reward inference, such as behavioral cloning (Torabi et al., 2018a), also suffer from the same problem.

To overcome this critical flaw in current imitation learning methods, we propose a novel IRL algorithm, Trajectory-

ranked Reward EXtrapolation (T-REX) that utilizes a ranking amongst the demonstrations to extrapolate a user’s underlying intent beyond the best demonstration, even when all demonstrations are highly suboptimal. This, in turn, enables a reinforcement learning agent to exceed the performance of the demonstrator by learning to optimize this extrapolated reward function. Specifically, we use ranked demonstrations to learn a state-based reward function that assigns greater total return to higher-ranked trajectories. Thus, while standard inverse reinforcement learning approaches seek a reward function that *justifies* the demonstrations, we instead seek a reward function that *explains* the ranking over demonstrations, allowing for potentially better-than-demonstrator performance. By learning a reward function that is a function of state only, we are additionally able to learn from observations alone without action labels.

Utilizing ranking in this way has several advantages. First, rather than imitating suboptimal demonstrations, it allows us to identify features that are correlated with rankings, in a manner that can be extrapolated beyond the demonstrations. Although the learned reward function could potentially overfit to the provided rankings, we demonstrate empirically that it extrapolates well, successfully predicting returns of trajectories that are significantly better than any observed demonstration, likely due to the powerful regularizing effect of having many pairwise ranking constraints between trajectories. For example, the degenerate all-zero reward function (the agent always receives a reward of 0) makes any given set of demonstrations appear optimal, but is eliminated from consideration by any pair of (non-equally) ranked demonstrations. Second, when learning features directly from high-dimensional data, this regularizing effect can also help to prevent overfitting to the small fraction of state space visited by the demonstrator. By utilizing a set of suboptimal, but ranked demonstrations, we provide the neural network with diverse data from multiple areas of the state space, and, unlike learning from expert demonstrations, ranked suboptimal demonstrations allow an agent to learn both what to do and what not to do.

We evaluate T-REX on a variety of standard Atari and MuJoCo benchmark tasks. Our experiments show that T-REX can extrapolate well, achieving performance that is sometimes more than an order of magnitude better than the best-performing demonstration, as well as outperforming state-of-the-art imitation learning algorithms. We also show that T-REX performs well even in the presence of significant ranking noise, and provide results showing that T-REX can learn good policies simply by observing a novice demonstrator that noisily improves over time.

2. Related Work

The goal of our work is to achieve improvements over a sub-optimal demonstrator in high-dimensional reinforcement learning tasks without requiring a hand-specified reward function, active feedback, or supervision during policy learning. While there is a large body of research on learning from demonstrations (Argall et al., 2009; Gao et al., 2012; Osa et al., 2018; Arora & Doshi, 2018), most work assumes access to action labels, while we learn only from observations. Additionally, little work has addressed the problem of learning from ranked demonstrations, especially when they are significantly suboptimal. To the best of our knowledge, our work is the first to show better-than-demonstrator performance in high-dimensional tasks such as Atari, without requiring active human supervision or access to ground truth rewards.

2.1. Learning from demonstrations

Early work on learning from demonstration focused on behavioral cloning (Pomerleau, 1991), in which the goal is to learn a policy that imitates the actions taken by the demonstrator; however, without substantial human feedback and correction, this method is known to have large generalization error (Ross et al., 2011). Recent deep learning approaches to imitation learning (Ho & Ermon, 2016) have used Generative Adversarial Networks (Goodfellow et al., 2014) to model the distribution of actions taken by the demonstrator.

Rather than directly learn to mimic the demonstrator, inverse reinforcement learning (IRL) (Gao et al., 2012; Arora & Doshi, 2018) seeks to find a reward function that models the intention of the demonstrator, thereby allowing generalization to states that were unvisited during demonstration. Given such a reward function, reinforcement learning (Sutton & Barto, 1998) techniques can be applied to learn an optimal policy. Much work on IRL focuses on matching the expected feature counts of an expert policy (Ng & Russell, 2000; Abbeel & Ng, 2004). While matching expected feature counts enables the learned policy to achieve the same reward as the demonstrator, it can be problematic if the demonstrator follows a suboptimal policy. Maximum entropy IRL seeks to find a reward function that makes the demonstrations appear near-optimal, while further disambiguating inference by also maximizing the entropy of the resulting policy (Ziebart et al., 2008; Boularias et al., 2011; Wulfmeier et al., 2015; Finn et al., 2016). While maximum entropy approaches are robust to limited and occasional suboptimality in the demonstrations, they still fundamentally seek a reward function that justifies the demonstrations, resulting in performance that is explicitly tied to the performance of the demonstrator.

Syed & Schapire (2008) proved that, given prior knowledge about which features contribute positively or negatively to

the true reward, an apprenticeship policy can be found that is guaranteed to outperform the demonstrator. However, their approach requires hand-crafted, linear features, knowledge of the true signs of the rewards features, and also requires repeatedly solving an MDP in the inner loop of the algorithm. Our proposed method uses deep learning and ranked demonstrations to automatically learn complex features that are positively and negatively correlated with performance, and is able to generate a policy that can outperform the demonstrator via the solution to a single RL problem.

Our work can be seen as a form of preference-based policy learning (Akrouf et al., 2011) and preference-based IRL (PBIRL) (Wirth et al., 2016; Sugiyama et al., 2012) which both seek to optimize a policy based on preference rankings over demonstrations. However, existing approaches only consider reward functions that are linear in hand-crafted features and have not studied extrapolation capabilities. For a more complete survey of preference based reinforcement learning, see (Wirth et al., 2017). Other methods (Burchfiel et al., 2016; El Asri et al., 2016) have proposed to use quantitatively scored trajectories as opposed to qualitative pairwise preferences over demonstrations. However, none of these aforementioned methods have been applied to the types of high-dimensional deep inverse reinforcement learning tasks considered in this paper.

2.2. Learning from observation

Recently there has been a shift towards learning from observations, in which the actions taken by the demonstrator are unknown. Torabi et al. (2018a) propose a state-of-the-art model-based approach to perform behavioral cloning from observation. Sermanet et al. (2018) and Liu et al. (2018) propose methods to learn directly from a large corpus of videos containing multiple view points of the same task. Yu et al. (2018) propose a meta-learning approach that can learn to perform a task from a single demonstration, but requires training on a wide variety of different, but related tasks in order to learn a strong reward prior. Henderson et al. (2018) and Torabi et al. (2018b) extend Generative Adversarial Imitation Learning (Ho & Ermon, 2016) to remove the need for action labels. However, inverse reinforcement learning methods based on Generative Adversarial Networks (Goodfellow et al., 2014) are notoriously difficult to train and have been shown to fail to scale to high-dimensional imitation learning tasks such as Atari (Tucker et al., 2018).

2.3. Learning from suboptimal demonstrations

Very little work has tried to learn good policies from highly suboptimal demonstrations. Grollman & Billard (2011) propose a method that learns from failed demonstrations where a human attempts, but is unable, to perform a task; however, demonstrations must be labeled as failures and manually

clustered into two sets of demonstrations: those that overshoot and those that undershoot the goal. Shiarlis et al. (2016) demonstrate that if successful and failed demonstrations are labeled and the reward function is a linear combination of known features, then maximum entropy IRL can be used to optimize a policy to match the expected feature counts of successful demonstrations while not matching the feature counts of failed demonstrations. Zheng et al. (2014) and Choi et al. (2019) propose methods that are robust to small numbers of unlabeled suboptimal demonstrations, but require a majority of expert demonstrations in order to correctly identify which demonstrations are anomalous.

In reinforcement learning, it is common to initialize a policy from suboptimal demonstrations and then improve this policy using the ground truth reward signal (Kober & Peters, 2009; Taylor et al., 2011; Hester et al., 2017; Gao et al., 2018). However, it is often still difficult to perform significantly better than the demonstrator (Hester et al., 2017) and designing reward functions for reinforcement learning can be extremely difficult for non-experts and can easily lead to unintended behaviors (Ng et al., 1999; Amodei et al., 2016).

2.4. Reward learning for video games

Most deep learning-based methods for reward learning require access to demonstrator actions and do not scale to high-dimensional tasks such as video games (e.g. Atari) (Ho & Ermon, 2016; Finn et al., 2016; Fu et al., 2017; Qureshi & Yip, 2018). Tucker et al. (2018) tested state-of-the-art IRL methods on the Atari domain and showed that they are unsuccessful, even with near-optimal demonstrations and extensive parameter tuning.

Christiano et al. (2017) developed an algorithm that learns to play Atari games via actively-collected pairwise preferences over trajectories during policy learning. This approach requires obtaining thousands of labels through constant human supervision during policy learning. In contrast, our method only requires an initial set of (approximately) ranked set of demonstrations as input and learns a better-than-demonstrator policy without requiring human supervision during policy learning. Ibarz et al. (2018) combine deep Q-learning from demonstrations (Hester et al., 2017) and active preference learning (Christiano et al., 2017) to learn to play Atari games using both demonstrations and active queries. However, this approach often results in final performance that is significantly worse than the demonstrator, despite using thousands of active queries during policy learning. Additionally, Ibarz et al. require access to the demonstrator’s actions in order to optimize an action-based, large-margin loss (Hester et al., 2017) and to optimize the state-action Q-value function using (s, a, s') -tuples from the demonstrated trajectories.

Aytar et al. (2018) use video demonstrations of experts to learn good policies for Montezuma’s Revenge, Pitfall, and Private Eye. Their method first learns a state-embedding and then selects a set of checkpoints from a demonstration. During policy learning, the agent is rewarded only when it reaches these checkpoints. This approach relies on high-performance demonstrations, which their method is unable to outperform. Furthermore, while Aytar et al. (2018) do learn a reward function purely from observations, their method is inherently different from ours in that their learned reward function is designed to only imitate the demonstrations, rather than extrapolate beyond the capabilities of the demonstrator.

To the best of our knowledge, our work is the first to significantly outperform a demonstrator without using ground truth rewards or active preference queries. Our approach also does not require demonstrator actions and is able to learn a reward function that matches the demonstrator’s intention without any environmental interactions—given rankings, our reward learning problem becomes a standard binary classification problem and does not require any access to an MDP.

3. Problem Definition

We model the environment as a Markov decision process (MDP) consisting of a set of states \mathcal{S} , actions \mathcal{A} , transition probabilities P , reward function $r : \mathcal{S} \rightarrow \mathbb{R}$, and discount factor γ (Puterman, 2014). A policy, π , is a mapping from states to probabilities over actions, $\pi(a|s) \in [0, 1]$. Given a policy and an MDP, the expected discounted return of the policy is given by $J(\pi) = \mathbf{E}[\sum_{t=0}^{\infty} \gamma^t r_t | \pi]$.

In this work we are concerned with the problem of inverse reinforcement learning from observation, where we do not have access to the reward function of the MDP. An agent is given a set of demonstrations \mathcal{D} consisting of trajectories (sequences of states), and seeks to recover the reward function that the demonstrator is attempting to optimize. Given a sequence of m ranked trajectories τ_t for $t = 1, \dots, m$, where $\tau_i \prec \tau_j$ if $i < j$, we wish to find a parameterized reward function, \hat{r}_θ , that approximates the true reward function r . Given \hat{r}_θ , we then seek to optimize a policy $\hat{\pi}$ that can outperform the demonstrations. Furthermore, while many imitation learning methods learn from sequences of state-action pairs, we consider trajectories that only consist of states, making our method problem one of learning from observation (Liu et al., 2018; Sermanet et al., 2018; Torabi et al., 2018a).

We only assume access to a qualitative ranking over demonstrations. Thus, we only require the demonstrator to have an internal goal or intrinsic reward. The demonstrator can rank trajectories using any method, such as giving pairwise

preferences over demonstrations or by rating each demonstration on a scale. Note that even if the relative scores of the demonstrations are used to rank demonstrations, it is still necessary to infer why some trajectories are better than others, which is what our proposed method does.

4. Methodology

We now describe Trajectory-ranked Reward EXtrapolation (T-REX), our proposed algorithm for using ranked suboptimal demonstrations to extrapolate a user’s underlying intent beyond the best demonstration. Given a sequence of m demonstrations ranked from worst to best, τ_1, \dots, τ_m , T-REX has two steps: (1) reward inference and (2) policy optimization.

Given the ranked demonstrations, T-REX performs reward inference by approximating the reward at state s using a neural network, $\hat{r}_\theta(s)$, such that $\sum_{s \in \tau_i} \hat{r}_\theta(s) < \sum_{s \in \tau_j} \hat{r}_\theta(s)$ when $\tau_i \prec \tau_j$. The parameterized reward function \hat{r}_θ can be trained with ranked demonstrations using the generalized loss function:

$$\mathcal{L}(\theta) = \mathbf{E}_{\tau_i, \tau_j \sim \Pi} \left[\xi \left(\mathbf{P}(\hat{J}_\theta(\tau_i) < \hat{J}_\theta(\tau_j)), \tau_i \prec \tau_j \right) \right], \quad (1)$$

where Π is a distribution of demonstrations, ξ is a binary classification loss function, \hat{J} is a (discounted) return defined by a parameterized reward function \hat{r}_θ , and \prec is an indication of the preference between the demonstrated trajectories.

We specifically represent the probability \mathbf{P} as a softmax-normalized distribution and we instantiate ξ using a cross entropy loss:

$$\mathbf{P}(\hat{J}_\theta(\tau_i) < \hat{J}_\theta(\tau_j)) \approx \frac{\exp \sum_{s \in \tau_j} \hat{r}_\theta(s)}{\exp \sum_{s \in \tau_i} \hat{r}_\theta(s) + \exp \sum_{s \in \tau_j} \hat{r}_\theta(s)}, \quad (2)$$

$$\mathcal{L}(\theta) = - \sum_{\tau_i \prec \tau_j} \log \frac{\exp \sum_{s \in \tau_j} \hat{r}_\theta(s)}{\exp \sum_{s \in \tau_i} \hat{r}_\theta(s) + \exp \sum_{s \in \tau_j} \hat{r}_\theta(s)}. \quad (3)$$

This loss function trains a classifier that can predict whether one trajectory is preferable to another based on the predicted returns of each trajectory. This form of loss function follows from the classic Bradley-Terry and Luce-Shephard models of preferences (Bradley & Terry, 1952; Luce, 2012) and has shown to be effective for training neural networks from preferences (Christiano et al., 2017).

To increase the number of training examples, T-REX trains on partial trajectory pairs rather than full trajectory pairs. This results in noisy preference labels that are only weakly

supervised; however, using data augmentation to obtain pairwise preferences over many partial trajectories allows T-REX to learn expressive neural network reward functions from only a small number of ranked demonstrations. During training we randomly select pairs of trajectories, i and j . We then randomly select partial trajectories $\tilde{\tau}_i$ and $\tilde{\tau}_j$ of length L . For each observation in each partial trajectory we perform a forward pass through the network \hat{r}_θ and sum the predicted rewards for each observation to compute the cumulative return for each partial trajectory. We then use the predicted cumulative returns as the logit values in the cross-entropy loss with the label corresponding to the higher ranked demonstration.

Given the learned reward function $\hat{r}_\theta(s)$, T-REX then seeks to optimize a policy $\hat{\pi}$ with better-than-demonstrator performance through reinforcement learning using \hat{r}_θ .

5. Experiments and Results

5.1. Mujoco

We first evaluated our proposed method on three robotic locomotion tasks using the Mujoco simulator (Todorov et al., 2012) within OpenAI Gym (Brockman et al., 2016), namely HalfCheetah, Hopper, and Ant. In all three tasks, the goal of the robot agent is to move forward as fast as possible without falling to the ground.

5.1.1. DEMONSTRATIONS

To generate demonstrations, we trained a PPO (Schulman et al., 2017) agent with the ground-truth reward for 500 training steps (64,000 simulation steps) and saved its policy after every 5 training steps. This provides us with different policies of varying quality which are then ranked based on the ground truth return. To generate demonstrations, we divided the checkpointed policies into different overlapping stages. We used 3 stages for HalfCheetah and Hopper. For HalfCheetah we used the first 9, 12, and 24 trajectories, respectively. For Hopper we used the first 9, 12, and 18 trajectories. For Ant we used two stages consisting of the first 12 and 40 trajectories, respectively. We used the PPO implementation from OpenAI Baselines (Dhariwal et al., 2017) with the given default hyperparameters.

We also took the same demonstrations and rather than sorting them based on ground truth rankings, we simply used the order in which they were produced by PPO to produce a ranked list of trajectories, ordered from earliest produced to latest produced. This provides us with time-order-ranked demonstrations without any demonstrator labels, and lets us test whether simply observing an RL agent over time allows us to extrapolate intention by assuming that trajectories later in learning should be preferred to trajectories produced earlier in learning.

5.1.2. EXPERIMENTAL SETUP

For each checkpoint within a stage, we generated a trajectory of length 1,000 and ranked the trajectories using the ground-truth return (accumulated sum of rewards). We trained the reward network using 5,000 random pairs of partial trajectories of length 50, with preference labels based on the trajectory rankings, not the ground-truth return of the partial trajectories. To prevent overfitting, we represented the reward function using an ensemble of five deep neural networks, trained separately with different random pairs. Each network has 3 fully connected layers of 256 units with ReLU nonlinearities. We train the reward network using the Adam optimizer (Kingma & Ba, 2014) with a learning rate of $1e-4$ and a minibatch size of 64 for 10,000 time steps.

To evaluate the quality of our learned reward, we then trained a policy to maximize the inferred reward function via PPO. The outputs of each the five reward networks in our ensemble, $\hat{r}(s)$, are normalized by their standard deviation in order to compensate for any scale differences amongst the models. The reinforcement learning agent receives the average of the ensemble as the reward, plus the control penalty used in OpenAI Gym (Brockman et al., 2016). This control penalty represents a standard safety prior over reward functions for robotics tasks, namely to minimize joint torques. We found that optimizing a policy based solely on this control penalty does not lead to forward locomotion, thus learning a reward function from demonstrations is still necessary.

5.1.3. RESULTS

Learned Policy Performance We measured the performance of the policy learned by T-REX under the ground-truth reward function. We compared against Behavior Cloning from Observations (BCO) (Torabi et al., 2018a), a state-of-the-art learning from observation method. BCO trains a policy via supervised learning, which has been shown to be competitive with state-of-the-art IRL (Ho & Ermon, 2016) on MuJoCo tasks without requiring action labels (Torabi et al., 2018a), making it one of the best baselines when learning from observations. We trained BCO using only the best demonstration among the available suboptimal demonstrations. We also compared against Generative Adversarial Imitation Learning (GAIL) (Ho & Ermon, 2016), a state-of-the-art inverse reinforcement learning algorithm. We gave GAIL demonstrator actions, while T-REX and BCO do not receive this information.

We compared against three different levels of suboptimality (Stage 1, 2, and 3), corresponding to increasingly better demonstrations. The results are shown in Table 1. The policies learned by T-REX perform significantly better than the provided suboptimal trajectories in all the stages of HalfCheetah and Hopper. This provides evidence that T-

REX can discover reward functions that extrapolate beyond the performance of the demonstrator. T-REX outperforms BCO and GAIL on all tasks and stages except for Stage 2 for Hopper and Ant. BCO and GAIL usually fail to perform better than the average of the demonstrations because they explicitly seek to imitate the demonstrator, rather than extrapolate the demonstrator’s intention.

We also compare T-REX with ground truth rankings to T-REX with time-order-rankings. We see that using time rather than ground truth returns produces comparable results on most stages. Using time-order to rank outperforms BCO and GAIL on all tasks and stages except for Ant Stage 2.

Reward Extrapolation We next investigated the ability of T-REX to accurately extrapolate beyond the demonstrator. To do so, we compared ground-truth return and T-REX-inferred return across trajectories from a range of performance qualities, including trajectories much better than the best demonstration given to T-REX. The extrapolation of the reward function learned by T-REX is shown in Figure 2. The plots in Figure 2 give insight into the performance of T-REX. When T-REX learns a reward function that has a strong positive correlation between the ground-truth reward function and the inferred reward function, then it is able to surpass the performance of the suboptimal demonstrations. However, in Ant the correlation is not as strong, resulting in worse-than-demonstrator performance in Stage 2.

We visualized the T-REX-learned policy for HalfCheetah in Figure 3. Visualizing the demonstrations from different stages shows the specific way the policy evolves over time; an agent learns to crawl first and starts to try to walk in an up-straight position. The T-REX policy learned from the highly suboptimal Stage 1 demonstrations results in a similar style crawling gait; however, T-REX captures some of the intention behind the demonstration and is able to optimize a gait that resembles the demonstrator but with increased speed, resulting in a better-than-demonstrator policy. Similarly, given demonstrations from Stage 2, which are still highly suboptimal, T-REX learns a policy that resembles the gait of the best demonstration, but is able to optimize and partially stabilize this gait. Finally, given demonstrations from Stage 3, which are still suboptimal, T-REX is able to learn a near-optimal gait.

5.2. Atari

We next evaluated T-REX on eight Atari games shown in Table 2.

5.2.1. DEMONSTRATIONS

For each game we generated 12 full-episode trajectories using PPO policies checkpointed every 50 training updates for all games except for Seaquest where we used every 5th

training update due to the ability of PPO to quickly find a good policy and Enduro where we used every 50th training update starting at step 3100 since PPO obtained 0 return until after 3000 steps. In this way we obtain a wide variety of suboptimal demonstrations. We use the OpenAI Baselines implementation of PPO with default parameter settings.

5.2.2. EXPERIMENTAL SETUP

We used an architecture for reward learning similar to the one proposed in (Ibarz et al., 2018), with four convolutional layers with sizes 7x7, 5x5, 3x3, and 3x3, with strides 3, 2, 1, and 1. Each convolutional layer used 16 filters and LeakyReLU non-linearities. We then used a fully connected layer with 64 hidden units and a single scalar output. We fed in stacks of 4 frames with values normalized between 0 and 1 and set the value of the upper 10 rows of pixels to zero in order to mask the ground-truth Atari scores. We optimized the reward function using Adam with a learning rate of 1e-4. Given the learned reward function, we optimized a policy by training a PPO agent on the learned reward function for 40 million frames. We normalized the learned reward function by feeding the output of $\hat{r}_\theta(s)$ through a sigmoid function before passing it to the PPO algorithm. After learning a reward, we train a PPO agent on the learned reward function for 30 million frames to obtain our learned policy.

To build a training set for reward learning we randomly sub-sample trajectories of length 50. Given two full trajectories τ_i and τ_j we select a length 50 snippet from each trajectory such that the snippet from τ_j starts no earlier than the snippet chosen from τ_i . We found that this resulted in better performance, likely due to the fact that it eliminates pairings that compare a later part of a worse trajectory with an earlier part of a better trajectory.

5.2.3. RESULTS

Learned Policy Performance The average performance of T-REX under the ground-truth reward function and the best and average performance of the demonstrator are shown in Table 2. We also compare against Behavioral Cloning from Observation (BCO) (Torabi et al., 2018a) and the state-of-the-art Generative Adversarial Imitation Learning (GAIL) (Ho & Ermon, 2016). Note that we give action labels to GAIL but not to BCO or T-REX. We tuned the hyperparameters for GAIL to maximize performance when using expert demonstrations on Breakout and Pong. We then trained GAIL on 10 demonstrations from the policy checkpoint used to generate the best demonstration given to T-REX. However, despite hyperparameter tuning and using better training data GAIL is unable to learn good policies on any of the Atari tasks. These results match those of (Tucker et al., 2018) that show that GAN-based IRL methods do not scale to Atari domains.

Table 1. The results on three robotic locomotion tasks when given suboptimal demonstrations. For each stage and task, the best performance given suboptimal demonstrations is shown on the top row, and the best achievable performance (i.e. performance achieved by a PPO agent) under the ground-truth reward is shown on the bottom row. The mean and standard deviation are based on 25 trials (obtained by running PPO five times and for each run of PPO performing five policy rollouts).

	HalfCheetah			Hopper			Ant	
	Stage 1	Stage 2	Stage 3	Stage 1	Stage 2	Stage 3	Stage 1	Stage 2
Demo Performance	12.52 (1.04)	44.98 (0.60)	89.87 (8.15)	3.70 (0.01)	5.40 (0.12)	7.95 (1.64)	1.56 (1.28)	54.64 (22.09)
T-Rex (ours)	46.90 (1.89)	61.56 (10.96)	143.40 (3.84)	15.13 (3.21)	10.10 (1.68)	15.80 (0.37)	4.93 (2.86)	7.34 (2.50)
T-REX (time-ordered)	51.39 (4.52)	54.90 (2.29)	154.67 (57.43)	10.66 (3.76)	11.41 (0.56)	11.17 (0.60)	5.55 (5.86)	1.28 (0.28)
BCO	7.71 (8.35)	23.59 (8.33)	57.13 (19.14)	3.52 (0.14)	4.41 (1.45)	4.58 (1.07)	1.06 (1.79)	26.56 (12.96)
GAIL	7.39 (4.12)	8.42 (3.43)	26.28 (12.73)	8.09 (3.25)	10.99 (2.35)	12.63 (3.66)	0.95 (2.06)	5.84 (4.08)
Best w/ GT Reward		199.11 (9.08)			15.94 (1.47)		182.23 (8.98)	

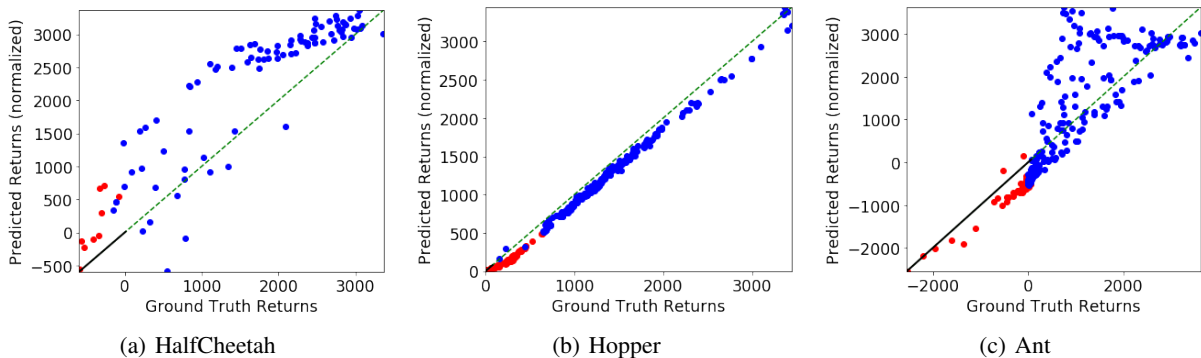


Figure 2. Extrapolation plots for T-REX on MuJoCo Stage 1 demonstrations. Red points correspond to demonstrations and blue points correspond to trajectories not given as demonstrations. The x-axis is the ground-truth return and the y-axis is the predicted return from our learned reward function. Predicted returns are normalized to have the same scale as the ground-truth returns.

Table 2 shows that T-REX outperforms both BCO and GAIL in 7 out of 8 games. More importantly, we are able to outperform the average performance of the demonstrator in 7 out of 8 games and outperform the best demonstration in 5 out of 8 games. In comparison, BCO performs worse than the average performance of the demonstrator in all games and GAIL only performs better than the average demonstration on Space Invaders.

Reward Extrapolation We also examined the extrapolation of the reward function learned using T-REX. Results are shown in Figure 4. We see that accurate extrapolation between normalized predicted and ground truth returns are achieved in Beam Rider, Breakout, Seaquest, and Space Invaders—four games where we are able to significantly outperform the demonstrator. The other games have less cor-

relation between ground truth and predicted rewards which is likely the cause of the poor performance of T-REX on Enduro and Hero, where it is unable to learn a good policy. Surprisingly, the Q*bert results show poor extrapolation, yet T-REX is able to outperform the demonstrator. We analyzed the resulting policy for Q*bert and found that the network learned a repeatable way to score points by getting Coily to jump of the edge, and is able to consistently achieve high scores without actually clearing any levels. This behavior was not seen in the demonstrations.

5.3. Robustness to noisy demonstrations

All experiments thus far have had access to ground-truth rankings. We now explore the effects of noise in the ranking process on the performance of T-REX in the stage 1 Hopper

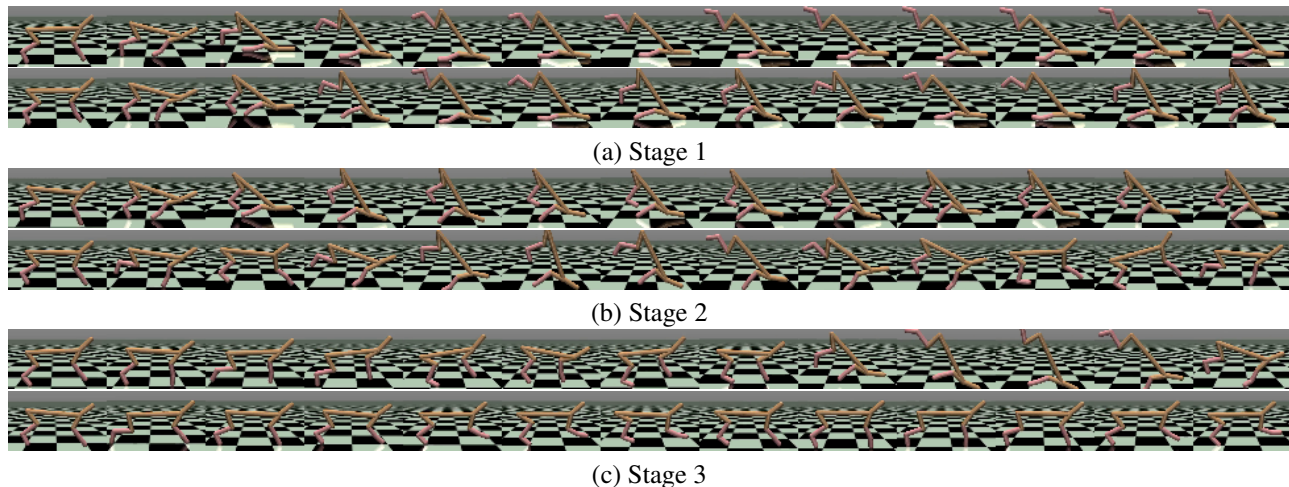


Figure 3. HalfCheetah Policy visualization. For each subplot, (top) is the best policy in a stage, and (bottom) is the trained policy with a T-REX reward function.

Table 2. Comparison of T-REX with a state-of-the-art behavioral cloning algorithm (BCO) (Torabi et al., 2018a) and state-of-the-art IRL algorithm (GAIL) (Ho & Ermon, 2016). Performance is evaluated on the ground-truth reward. T-REX achieves better-than-demonstrator performance on 5 out of 8 games and surpasses the BCO and GAIL baselines on 7 out of 8 games. Results are averaged over 25 trials and 5 random seeds.

Game	Ranked Demonstrations		LfD Algorithm Performance		
	Best	Average	T-REX	BCO	GAIL
Beam Rider	1188	802.3	5531.9	568	355.5
Breakout	33	15.1	212.0	13	0.28
Enduro	84	40	41.64	8	0.28
Hero	13235	6742	0.0	2167	0
Pong	-6	-15.6	-14.6	-21	-21
Q*bert	800	627	25102.0	150	0
Seaquest	600	373.3	749.6	0	0
Space Invaders	600	332.9	810.4	88	370.2

task. We synthetically generated ranking noise by randomly swapping adjacent trajectories in a sorted trajectory list over several passes. By varying the number of swaps, we were able to generate a different noise levels. The noise level is measured as a total order correctness; the fraction of all pairwise comparisons with the correct rank-ordering.

The results of this experiment, averaged over 25 runs in each noise setting, are shown in Figure 5. It shows that our algorithm is relatively unaffected by noise up to around 15% noise, after which performance plummets. This robustness to moderate noise suggests that it may be possible to learn without any hand-specified rankings at all, by simply observing a novice demonstrator improve at a challenging task (noisily) over time, using time as a surrogate for ranking. It also implies that T-REX can likely be used successfully with noisy human labelers.

6. Conclusion and Future Work

In this paper, we introduced T-REX, a reward learning technique for high-dimensional, deep reinforcement learning tasks that can learn to extrapolate intent from suboptimal ranked demonstrations. To the best of our knowledge, this is the first IRL algorithm that is able to significantly outperform the demonstrator without additional external knowledge (e.g. signs of feature contributions to reward) and that scales to high-dimensional Atari games. When combined with deep reinforcement learning, we showed that this approach can achieve performance that is more than an order of magnitude better than the best-performing demonstration, as well as orders of magnitude better than state-of-the-art behavioral cloning and IRL methods. We also demonstrated that T-REX is robust to modest amounts of ranking noise, and can learn from automatically generated labels, obtained by watching a learner noisily improve at a task over time.

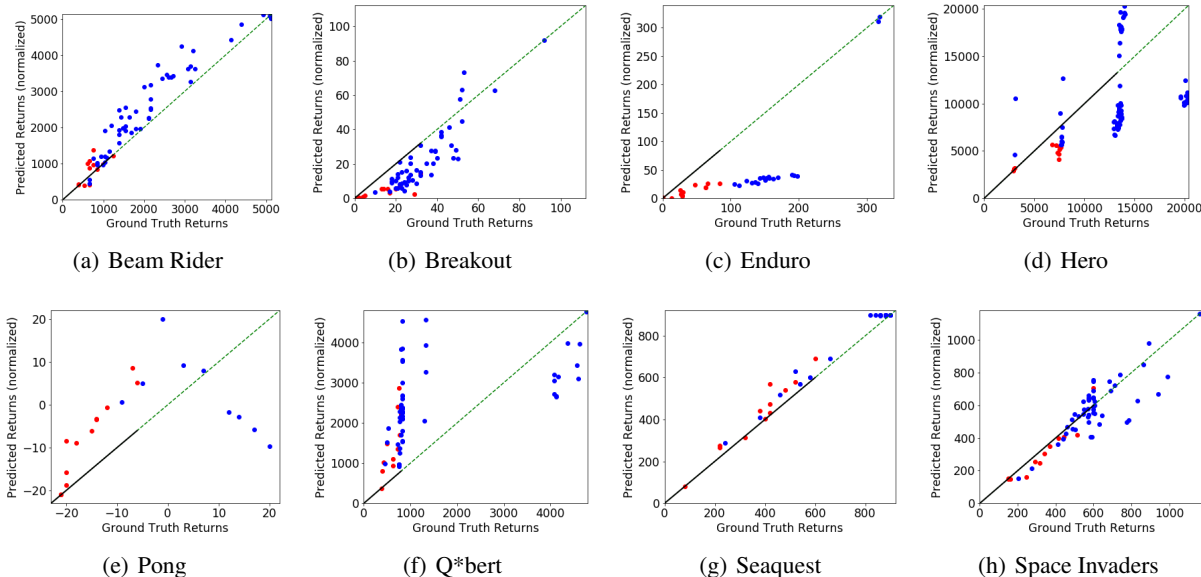


Figure 4. Extrapolation plots for Atari games. We compare ground truth returns over demonstrations to the predicted returns using T-REX (normalized to be in the same range as the ground truth returns). The black solid line represents the performance range of the demonstrator. The green dashed line represents extrapolation.

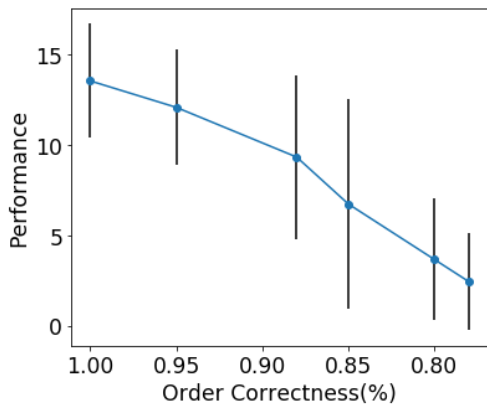


Figure 5. The performance of T-REX for different amounts of ranking noise in the Hopper domain. T-REX shows robust performance as long as less than 15% of the pairwise preference labels induced by the ranked demonstrations are incorrect. The reward function is trained on stage 1 Hopper demonstrations, and results are averaged across 25 trials.

References

Abbeel, P. and Ng, A. Y. Apprenticeship learning via inverse reinforcement learning. In *Proceedings of the 21st international conference on Machine learning*, 2004.

Akrou, R., Schoenauer, M., and Sebag, M. Preference-based policy learning. In *Joint European Conference on Machine Learning and Knowledge Discovery in Databases*, pp. 12–27. Springer, 2011.

Amodei, D., Olah, C., Steinhardt, J., Christiano, P., Schulman, J., and Mané, D. Concrete problems in ai safety. *arXiv preprint arXiv:1606.06565*, 2016.

Argall, B. D., Chernova, S., Veloso, M., and Browning, B. A survey of robot learning from demonstration. *Robotics and autonomous systems*, 57(5):469–483, 2009.

Arora, S. and Doshi, P. A survey of inverse reinforcement learning: Challenges, methods and progress. *arXiv preprint arXiv:1806.06877*, 2018.

Aytar, Y., Pfaff, T., Budden, D., Paine, T. L., Wang, Z., and de Freitas, N. Playing hard exploration games by watching youtube. *arXiv preprint arXiv:1805.11592*, 2018.

Boularias, A., Kober, J., and Peters, J. Relative entropy inverse reinforcement learning. In *Proceedings of the Fourteenth International Conference on Artificial Intelligence and Statistics*, pp. 182–189, 2011.

Bradley, R. A. and Terry, M. E. Rank analysis of incomplete block designs: I. the method of paired comparisons. *Biometrika*, 39(3/4):324–345, 1952.

Brockman, G., Cheung, V., Pettersson, L., Schneider, J., Schulman, J., Tang, J., and Zaremba, W. Openai gym. *arXiv preprint arXiv:1606.01540*, 2016.

Burchfiel, B., Tomasi, C., and Parr, R. Distance minimization for reward learning from scored trajectories. In *AAAI*, pp. 3330–3336, 2016.

- Choi, S., Lee, K., and Oh, S. Robust learning from demonstrations with mixed qualities using leveraged gaussian processes. *IEEE Transactions on Robotics*, 2019.
- Christiano, P. F., Leike, J., Brown, T., Martic, M., Legg, S., and Amodei, D. Deep reinforcement learning from human preferences. In *Advances in Neural Information Processing Systems*, pp. 4299–4307, 2017.
- Dhariwal, P., Hesse, C., Klimov, O., Nichol, A., Plappert, M., Radford, A., Schulman, J., Sidor, S., Wu, Y., and Zhokhov, P. Openai baselines. <https://github.com/openai/baselines>, 2017.
- El Asri, L., Piot, B., Geist, M., Larocche, R., and Pietquin, O. Score-based inverse reinforcement learning. In *Proceedings of the 2016 International Conference on Autonomous Agents & Multiagent Systems*, pp. 457–465. International Foundation for Autonomous Agents and Multiagent Systems, 2016.
- Finn, C., Levine, S., and Abbeel, P. Guided cost learning: Deep inverse optimal control via policy optimization. In *International Conference on Machine Learning*, 2016.
- Fu, J., Luo, K., and Levine, S. Learning robust rewards with adversarial inverse reinforcement learning. *arXiv preprint arXiv:1710.11248*, 2017.
- Gao, Y., Peters, J., Tsourdos, A., Zhifei, S., and Meng Joo, E. A survey of inverse reinforcement learning techniques. *International Journal of Intelligent Computing and Cybernetics*, 5(3):293–311, 2012.
- Gao, Y., Lin, J., Yu, F., Levine, S., Darrell, T., et al. Reinforcement learning from imperfect demonstrations. *arXiv preprint arXiv:1802.05313*, 2018.
- Goodfellow, I., Pouget-Abadie, J., Mirza, M., Xu, B., Warde-Farley, D., Ozair, S., Courville, A., and Bengio, Y. Generative adversarial nets. In *Advances in neural information processing systems*, pp. 2672–2680, 2014.
- Grollman, D. H. and Billard, A. Donut as i do: Learning from failed demonstrations. In *Robotics and Automation (ICRA), 2011 IEEE International Conference on*, pp. 3804–3809. IEEE, 2011.
- Henderson, P., Chang, W.-D., Bacon, P.-L., Meger, D., Pineau, J., and Precup, D. Optiongan: Learning joint reward-policy options using generative adversarial inverse reinforcement learning. In *Thirty-Second AAAI Conference on Artificial Intelligence*, 2018.
- Hester, T., Vecerik, M., Pietquin, O., Lanctot, M., Schaul, T., Piot, B., Horgan, D., Quan, J., Sendonaris, A., Dulac-Arnold, G., et al. Deep q-learning from demonstrations. *arXiv preprint arXiv:1704.03732*, 2017.
- Ho, J. and Ermon, S. Generative adversarial imitation learning. In *Advances in Neural Information Processing Systems*, pp. 4565–4573, 2016.
- Ibarz, B., Leike, J., Pohlen, T., Irving, G., Legg, S., and Amodei, D. Reward learning from human preferences and demonstrations in atari. In *Advances in Neural Information Processing Systems*, pp. 8022–8034, 2018.
- Kingma, D. P. and Ba, J. Adam: A method for stochastic optimization. *arXiv preprint arXiv:1412.6980*, 2014.
- Kober, J. and Peters, J. R. Policy search for motor primitives in robotics. In *Advances in neural information processing systems*, pp. 849–856, 2009.
- Liu, Y., Gupta, A., Abbeel, P., and Levine, S. Imitation from observation: Learning to imitate behaviors from raw video via context translation. In *2018 IEEE International Conference on Robotics and Automation (ICRA)*, pp. 1118–1125. IEEE, 2018.
- Luce, R. D. *Individual choice behavior: A theoretical analysis*. Courier Corporation, 2012.
- Mnih, V., Kavukcuoglu, K., Silver, D., Rusu, A. A., Veness, J., Bellemare, M. G., Graves, A., Riedmiller, M., Fidjeland, A. K., Ostrovski, G., et al. Human-level control through deep reinforcement learning. *Nature*, 518(7540): 529, 2015.
- Ng, A. Y. and Russell, S. J. Algorithms for inverse reinforcement learning. In *Proceedings of the International Conference on Machine Learning*, pp. 663–670, 2000.
- Ng, A. Y., Harada, D., and Russell, S. Policy invariance under reward transformations: Theory and application to reward shaping. In *ICML*, volume 99, pp. 278–287, 1999.
- Osa, T., Pajarinen, J., Neumann, G., Bagnell, J. A., Abbeel, P., Peters, J., et al. An algorithmic perspective on imitation learning. *Foundations and Trends® in Robotics*, 7 (1-2):1–179, 2018.
- Pomerleau, D. A. Efficient training of artificial neural networks for autonomous navigation. *Neural Computation*, 3(1):88–97, 1991.
- Puterman, M. L. *Markov decision processes: discrete stochastic dynamic programming*. John Wiley & Sons, 2014.
- Qureshi, A. H. and Yip, M. C. Adversarial imitation via variational inverse reinforcement learning. *arXiv preprint arXiv:1809.06404*, 2018.
- Ramachandran, D. and Amir, E. Bayesian inverse reinforcement learning. In *Proceedings of the 20th International Joint Conference on Artificial intelligence*, pp. 2586–2591, 2007.

- Ross, S., Gordon, G., and Bagnell, D. A reduction of imitation learning and structured prediction to no-regret online learning. In *Proceedings of the fourteenth international conference on artificial intelligence and statistics*, pp. 627–635, 2011.
- Schulman, J., Wolski, F., Dhariwal, P., Radford, A., and Klimov, O. Proximal policy optimization algorithms. *arXiv preprint arXiv:1707.06347*, 2017.
- Sermanet, P., Lynch, C., Chebotar, Y., Hsu, J., Jang, E., Schaal, S., Levine, S., and Brain, G. Time-contrastive networks: Self-supervised learning from video. In *2018 IEEE International Conference on Robotics and Automation (ICRA)*, pp. 1134–1141. IEEE, 2018.
- Shiarlis, K., Messias, J., and Whiteson, S. Inverse reinforcement learning from failure. In *Proceedings of the 2016 International Conference on Autonomous Agents & Multiagent Systems*, pp. 1060–1068. International Foundation for Autonomous Agents and Multiagent Systems, 2016.
- Sugiyama, H., Meguro, T., and Minami, Y. Preference-learning based inverse reinforcement learning for dialog control. In *INTERSPEECH*, pp. 222–225, 2012.
- Sutton, R. S. and Barto, A. G. *Introduction to reinforcement learning*, volume 135. MIT press Cambridge, 1998.
- Syed, U. and Schapire, R. E. A game-theoretic approach to apprenticeship learning. In *Advances in neural information processing systems*, pp. 1449–1456, 2008.
- Taylor, M. E., Suay, H. B., and Chernova, S. Integrating reinforcement learning with human demonstrations of varying ability. In *The 10th International Conference on Autonomous Agents and Multiagent Systems-Volume 2*, pp. 617–624. International Foundation for Autonomous Agents and Multiagent Systems, 2011.
- Todorov, E., Erez, T., and Tassa, Y. Mujoco: A physics engine for model-based control. In *Intelligent Robots and Systems (IROS), 2012 IEEE/RSJ International Conference on*, pp. 5026–5033. IEEE, 2012.
- Torabi, F., Warnell, G., and Stone, P. Behavioral cloning from observation. *Interantional Joint Conference on Artificial intelligence*, 2018a.
- Torabi, F., Warnell, G., and Stone, P. Generative adversarial imitation from observation. *arXiv preprint arXiv:1807.06158*, 2018b.
- Tucker, A., Gleave, A., and Russell, S. Inverse reinforcement learning for video games. In *Proceedings of the Workshop on Deep Reinforcement Learning at NeurIPS*, 2018.
- Wirth, C., Fürnkranz, J., and Neumann, G. Model-free preference-based reinforcement learning. In *Proceedings of the Thirtieth AAAI Conference on Artificial Intelligence*, pp. 2222–2228. AAAI Press, 2016.
- Wirth, C., Akrou, R., Neumann, G., and Fürnkranz, J. A survey of preference-based reinforcement learning methods. *Journal of Machine Learning Research*, 18(136):1–46, 2017. URL <http://jmlr.org/papers/v18/16-634.html>.
- Wulfmeier, M., Ondruska, P., and Posner, I. Maximum entropy deep inverse reinforcement learning. *arXiv preprint arXiv:1507.04888*, 2015.
- Yu, T., Finn, C., Xie, A., Dasari, S., Zhang, T., Abbeel, P., and Levine, S. One-shot imitation from observing humans via domain-adaptive meta-learning. *arXiv preprint arXiv:1802.01557*, 2018.
- Zheng, J., Liu, S., and Ni, L. M. Robust bayesian inverse reinforcement learning with sparse behavior noise. In *Proceedings of the AAAI Conference on Artificial Intelligence*, pp. 2198–2205, 2014.
- Ziebart, B. D., Maas, A. L., Bagnell, J. A., and Dey, A. K. Maximum entropy inverse reinforcement learning. In *Proceedings of the 23rd AAAI Conference on Artificial Intelligence*, pp. 1433–1438, 2008.

A. Behavioral Cloning from Observation

To build the inverse transition models used by BCO (Torabi et al., 2018a) we used 20,000 steps of a random policy to collect transitions with labeled states. We used the Adam optimizer with learning rate 0.0001 and L2 regularization of 0.0001. We used the DQN architecture (Mnih et al., 2015) for the classification network, using the same architecture to predict actions given state transitions as well as predict actions given states. When predicting $P(a, s_t, s_t + 1)$ we concatenate the state vectors obtaining an 8x84x84 input consisting of two 4x84x84 frames representing s_t and $s_t + 1$.

We give both T-REX and BCO the full set of demonstrations. We tried to improve the performance of BCO by running behavioral cloning only on the best $X\%$ of the demonstrations, but were unable to find a parameter setting that performed better than $X = 100$, likely due to a lack of training data when using very few demonstrations.

B. Comparison to active reward learning

In this section we examine the ability of prior work on active preference learning to exceed the performance of the demonstrator. In Table 3 we have marked with * results that surpass the best demonstration. DQfD+A only surpass the

demonstrator in 3 out of 9 games, even with thousands of active queries. Note that DQfD+A extends the original DQfD algorithm Hester et al. (2017), which uses demonstrations combined with RL on ground-truth rewards, yet only able to surpass the best demonstration in 14 out of 41 Atari games. In contrast, we are able to leverage only 12 ranked demos to achieve better-than-demonstrator performance on 5 out of 8 games, without requiring access to true rewards or access to thousands of active queries from an oracle.

Ibarz et al. (2018) combine Deep Q-learning from demonstrations and active preference queries (DQfD+A) on seven Atari games (Space Invaders results are not available for DQfD+A). DQfD+A uses demonstrations consisting of (s_t, a_t, s_{t+1}) -tuples and use these demonstrations to initialize a policy using DQfD (Hester et al., 2017). The algorithm then uses the active preference learning algorithm of (Christiano et al., 2017) to refine the inferred reward function and initial policy learned from demonstrations. The first two columns of Table 3 compare the demonstration quality given to DQfD+A and T-REX. While our results make use of more demonstrations (12 for T-REX versus 4–7 for DQfD+A), our demonstrations are typically orders of magnitude worse than the demonstrations used by DQfD+A: on average the demonstrations given to DQfD+A are 38 times better than those used by T-REX. However, despite this large gap in the performance of the demonstrations, T-REX surpasses the performance of DQfD+A on Q*Bert, and Seaquest . We achieve these results using 12 ranked demonstrations. Assuming worst-case complexity $O(n^2)$ for sorting this requires only 144 comparisons by the demonstrator. In comparison, the DQfD+A results used 3,400 preference labels obtained during policy training using ground-truth rewards.

Table 3. Best demonstrations and average performance of learned policies for T-REX (ours) and the DQfD with active preference learning (DQfD+A) (see Ibarz et al. (2018) Appendix A.2 and G). Results for T-REX are averaged over 25 trials and 5 seeds. Results that exceed the best demonstration are marked with an asterisk (*). Note that T-REX requires at most only 121 preference labels (for ranking 12 demonstrations), whereas the DQfD+A results between 4–7 demonstrations along with 3.4k labels queried during policy learning. DQfD+A also uses action labels on the demonstrations, whereas T-REX learns purely from observation.

Game	Best Demonstration Received		Average Algorithm Performance	
	DQfD+A	T-REX	DQfD+A	T-REX
Beam Rider	19844	1188	4100	*5531.9
Breakout	79	33	*85	*212.0
Enduro	803	84	*1200	41.64
Hero	99320	13235	35000	0.0
Montezuma’s Revenge	34900	-	3000	-
Pong	0	-6	*19	-14.6
Private Eye	74456	-	52000	-
Q*bert	99450	800	14000	*25102.0
Seaquest	101120	600	500	*749.6
Space invaders	-	600	-	*810.4