

Valley Jahn-Teller effect in twisted bilayer graphene

M. Angeli,¹ E. Tosatti,^{1,2,3} and M. Fabrizio¹

¹*International School for Advanced Studies (SISSA), Via Bonomea 265, I-34136 Trieste, Italy*

²*CNR-IOM Democritos, Istituto Officina dei Materiali, Consiglio Nazionale delle Ricerche*

³*International Centre for Theoretical Physics (ICTP), Strada Costiera 11, I-34151 Trieste, Italy*

(Dated: April 12, 2019)

The surprising insulating and superconducting states of narrow-band graphene twisted bilayers have been mostly discussed so far in terms of strong electron correlation, with little or no attention to phonons and electron-phonon effects. We found that, among the 33492 phonons of a fully relaxed $\theta = 1.08^\circ$ twisted bilayer, there are few special, hard and nearly dispersionless modes that resemble global vibrations of the moiré supercell, as if it were a single, ultralarge molecule. One of them, doubly degenerate at Γ with symmetry $A_1 + B_1$, couples strongly with the valley degrees of freedom, also doubly degenerate, realising a so-called $E \otimes e$ Jahn-Teller (JT) coupling. The JT coupling lifts very efficiently all degeneracies which arise from the valley symmetry, and may lead, for an average atomic displacement as small as 0.5 mÅ, to an insulating state at charge neutrality. This insulator possesses a non-trivial topology testified by the odd winding of the Wilson loop. In addition, freezing the same phonon at a zone boundary point brings about insulating states at most integer occupancies of the four ultra-flat electronic bands. Following that line, we further study the properties of the superconducting state that might be stabilised by these modes. Since the JT coupling modulates the hopping between AB and BA stacked regions, pairing occurs in the spin-singlet Cooper channel at the inter-(AB-BA) scale, which may condense a superconducting order parameter in the extended s -wave and/or $d \pm id$ -wave symmetry.

I. INTRODUCTION

The recent discovery of superconductivity in *magic angle* ($\theta \approx 1.1^\circ$) twisted bilayer graphene (tBLG) [1–4] has stimulated an intense theoretical and experimental research activity. This unexpected phenomenon occurs upon slightly doping insulating states found at fractional fillings, the latter contradicting the metallic behaviour predicted by band structure calculations. Despite the huge size of the unit cell, containing more than ≈ 11000 atoms, the band structure of tBLG at the first magic angle has been computed with a variety of methods, including tight-binding [5–10], continuum models [11, 12] and DFT [13, 14]. These approaches predict that all the exotic properties mentioned above arise from four extremely flat bands (FBs), located around the charge neutrality point, with a bandwidth is of the order of $\approx 10 - 20$ meV. Owing to the flatness of these bands, the fractional filling insulators found in [1, 2] are *conjectured* to be Mott Insulators, even though rather anomalous since they turn frankly metallic above a critical temperature or above a threshold Zeeman splitting in a magnetic field, features not expected of a Mott insulator. Actually, the linear size of the unit cell at the magic angle is as large as ≈ 14 nm. The effective *on-site* Coulomb repulsion, the so-called Hubbard U must be given by the charging energy in this large supercell projected onto the FBs, including screening effects due to the gates and to the other bands. Even neglecting the latter, the estimated $U \sim 9$ meV is comparable to the bandwidth of the FBs [15]. Since the FBs are reproducibly found in experiments [1–4, 16–20] to be separated from the other bands by a gap of around $\sim 30 - 50$ meV, the actual value of U should

be significantly smaller, implying that tBLG might not be more correlated than a single graphene sheet [21]. In turn, this suggests that the insulating behaviour at $\nu = \pm 2$ occupancy might thus be the result of a weak-coupling Stoner or CDW band instability driven by electron-electron and/or electron-phonon interactions, rather than a Mott localisation phenomenon.

As pointed out in [22], in order to open an insulating gap the band instability must break the twofold degeneracy at the \mathbf{K} -points imposed by the D_6 space group symmetry of the moiré superlattice, as well as the additional twofold degeneracy due to the so-called valley charge conservation. This conserved quantity is associated with an emergent dynamical $U(1)$ symmetry that appears at small twist angles which, unlike spatial symmetries, is rather subtle and elusive. It is therefore essential to identify a microscopic mechanism that could efficiently break this emergent symmetry, hereafter referred to as $U_v(1)$. The most natural candidate is evidently the Coulomb repulsion [22–25], whose Fourier transform decays more slowly than that of electron hopping, possibly introducing a non negligible coupling among the two valleys even at small twist angles. Indeed DFT-based calculations show a tiny valley splitting [13, 14], almost at the limits of accuracy of the method, which is nevertheless too small to explain the insulating states found in the FBs.

Here we uncover another $U_v(1)$ -breaking mechanism involving instead the lattice degrees of freedom, mostly ignored so far. We recall that ab-initio DFT-based calculations fail to predict well defined FBs separated from other bands unless atomic positions are allowed to relax [10, 14, 26–29], especially out-of-plane. That already demonstrated that the effects of atomic motions

in the lattice are not at all negligible in tBLG, as also highlighted by the significant phonon contribution to transport [18, 30, 31]. We calculate the phonon spectrum of the fully-relaxed bilayer at 1.08° twist angle, which shows the presence, among the about thirty thousands phonons, of a small set of very special optical modes, with C-C stretching character, very narrow and apparently coherent over the moiré supercell Brillouin Zone. Among them, we find a doubly degenerate optical mode that couples to the $U_v(1)$ symmetry more efficiently than what Coulomb repulsion in DFT calculations seems to do. Indeed, a frozen-phonon tight-binding calculation shows that this mode is able to fully lift the valley degeneracy even when its lattice deformation amplitude is extremely small. Remarkably, the coupling of this mode with the electron bands actually realises an $E \otimes e$ Jahn-Teller (JT) effect [32] which breaks the $U(1)$ symmetry. This effect is able to stabilise insulating states at integer occupancies of the FBs, both even and odd. Moreover, a surprising and important additional result will be that the electron-phonon coupling magnitude controlling this process is extremely large, and not small as one could generally expect for a very narrow band. We end by studying the superconducting state that might be stabilised by the Jahn-Teller coupling in a minimal tight-binding model of the FBs that reproduces symmetries and topological properties of the realistic band structure calculations.

The work is organised as follows. In section II we specify the geometry of the tBLG studied and define useful quantities that are used throughout the article. In section III we briefly discuss the band structure obtained by a realistic tight-binding calculation of the tBLG with fully relaxed atomic positions. The phonon spectrum and its properties, especially focusing of special optical modes strongly coupled with the valley $U_v(1)$ symmetry, are thoroughly discussed in section IV. Section V addresses the properties of the superconducting state that might be stabilised by the particular phonon mode identified in the previous section, by a mean-field calculation using a model tight-binding Hamiltonian of the FBs. Finally, section VI is devoted to concluding remarks.

II. MOIRÉ SUPERLATTICE AND SYMMETRIES

In Fig. 1 we show the geometry of the tBLG that we shall use hereafter. We start from a AA stacked bilayer and rotate in opposite directions the two layers around the centre of a hexagon by an angle $1.08^\circ/2$, leading to a unit cell with 11164 carbon atoms. The moiré superlattice, top left panel, with the reference frame defined in the top right panel, possesses a full D_6 spatial symmetry. Specifically, resolving the action of each symmetry operation in the indices that identify the two layers, 1 and 2, the two sublattices within each layer, A and B,

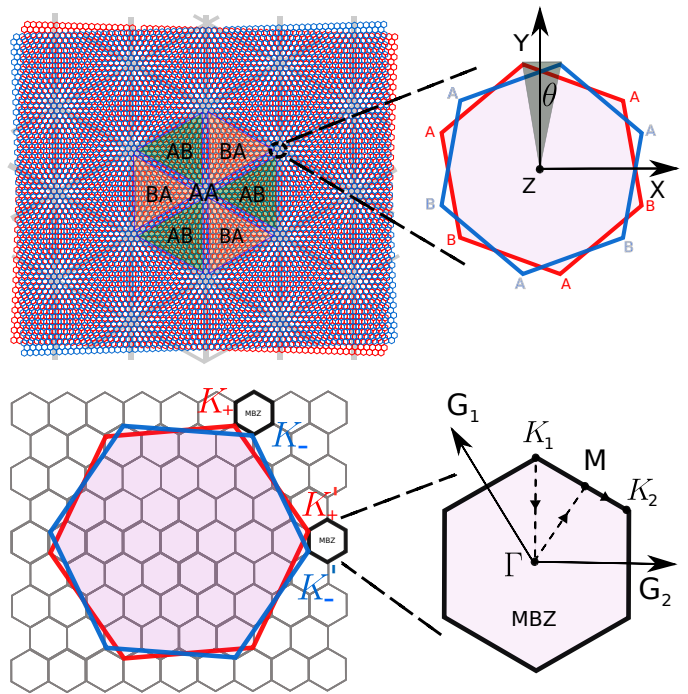


FIG. 1: Top panel: moiré superlattice formed by two unrelaxed graphene layers (in blue and red) twisted by an angle θ . We indicate the different stacking regions: AA and the two different Bernal regions AB and BA. The domain walls (DWs) separate AB from BA regions and connect different AA regions. On the right, a zoom into the AA stacked region is shown: two overlapping hexagons in distinct graphene layers are rotated in opposite directions around the perpendicular z -axis by an angle $\theta/2$. Bottom panel: the folding procedure in tBLG. The original single layer Brillouin zones (in red and blue) are folded into the mini-Brillouin zone (MBZ). Two inequivalent \mathbf{K} points in different layers (\mathbf{K}_- and \mathbf{K}'_+ or \mathbf{K}'_- and \mathbf{K}_+) are folded into the same points, \mathbf{K}_1 or \mathbf{K}_2 , of the MBZ. The path $\mathbf{K}_1 \rightarrow \Gamma \rightarrow \mathbf{M} \rightarrow \mathbf{K}_2$ is also shown.

and, finally, the two sublattices AB and BA of the moiré superlattice (see bottom panel of Fig. 1), we have that:

- the rotation C_{3z} by 120° degrees around the z -axis is diagonal in all indices, 1 and 2, A and B, AB and BA;
- the C_{2x} rotation by 180° degrees around the x -axis interchanges 1 with 2, A with B, but is diagonal in AB and BA;
- the C_{2y} rotation by 180° degrees around the y -axis interchanges 1 with 2, AB with BA, but is diagonal in A and B;
- finally, the action of a C_{2z} rotation by 180° degrees around the z -axis is a composite symmetry operation obtained by noting that $C_{2z} = C_{2x} \times C_{2y}$.

In Table I we list the irreducible representations (irreps) of the D_6 space group and the action on each of them of the symmetry transformations C_{3z} , C_{2x} and C_{2y} .

	C_{3z}	C_{2x}	C_{2y}
$A_1(1)$	+1	+1	+1
$A_2(1)$	+1	-1	-1
$B_1(1)$	+1	+1	-1
$B_2(1)$	+1	-1	+1
$E_1(2)$	$\begin{pmatrix} \cos \phi & -\sin \phi \\ \sin \phi & \cos \phi \end{pmatrix}$	$\begin{pmatrix} +1 & 0 \\ 0 & -1 \end{pmatrix}$	$\begin{pmatrix} -1 & 0 \\ 0 & +1 \end{pmatrix}$
$E_2(2)$	$\begin{pmatrix} \cos \phi & -\sin \phi \\ \sin \phi & \cos \phi \end{pmatrix}$	$\begin{pmatrix} 1 & 0 \\ 0 & -1 \end{pmatrix}$	$\begin{pmatrix} 1 & 0 \\ 0 & -1 \end{pmatrix}$

TABLE I: Irreducible representations of the space group D_6 . Each representation has the degeneracy shown in parenthesis. We also list the action of the symmetry operations for each representation, where $\phi = 2\pi/3$.

A. $U_v(1)$ valley symmetry

The mini Brillouin zone (MBZ) that corresponds to the real space geometry of Fig. 1 and its relationship with the original graphene Brillouin zones are shown in the bottom panels of that figure (for better readability, at a larger angle than the actual $1.08^\circ/2$ which we use). Because of the chosen geometry, the Dirac point $K_+(K'_+)$ of the top layer and $K'_-(K_-)$ of the bottom one fold onto the same point, K_1 or K_2 , of the MBZ, so that a finite matrix element of the Hamiltonian between them is allowed by symmetry.

Nevertheless, as pointed out by [11], the matrix element of the one-body component of the Hamiltonian is negligibly small at small twist angles, so that the two Dirac points, hereafter named *valleys*, remain effectively independent of each other. This implies that the operator

$$\Delta N_v = N_1 - N_2, \quad (1)$$

where N_1 and N_2 are the occupation numbers of each valley, must commute with the non-interacting Hamiltonian of the tBLG at small angles. That operator is in fact the generator of the $U_v(1)$ symmetry. As we will see in the following (see III A), the interplay between the valley symmetry and C_{2y} is responsible for the additional two-fold degeneracies beyond those of Table I in both electron band structure and phonon spectra along all the points in the MBZ invariant under that symmetry.

B. Wannier orbitals

We shall assume Wannier orbitals (WOs) that in the following are centred at the Wyckoff positions $2c$ of the moiré triangular superlattice, i.e., at the AB and BA region centers, even though their probability distribution has a substantial component in other regions such as AA. The large size of the unit cell has originated so far an intense effort to find a minimal model faithfully describing

the FBs physics. While a variety of WOs centred at different Wyckoff positions has been proposed [13, 22, 33–38], our assumption is well suited for our purposes. The site symmetry at the Wyckoff positions $2c$ is D_3 , and includes only C_{3z} and C_{2x} with irreps A_1 , A_2 and E . Inspired by the symmetries of the Bloch states at the high-symmetry points ([10], Sec. III), we consider two A_1 and A_2 one-dimensional irreps (1d-irreps), both invariant under C_{3z} and eigenstates of C_{2x} with opposite eigenvalues $c_{2x} = \pm 1$. In addition, we consider one two-dimensional irrep (2d-irrep) E , which transforms under C_{3z} and C_{2x} as the 2d-irreps in Table I, hence comprises eigenstates of C_{2x} , with opposite eigenvalues $c_{2x} = \pm 1$, which are not invariant under C_{3z} .

We define on sublattice $\alpha = AB, BA$ the spin- σ WO annihilation operators $\Psi_{\alpha, \mathbf{R}\sigma}$ and $\Phi_{\alpha, \mathbf{R}\sigma}$ corresponding to the two 1d-irreps (Ψ) or the single 2d-irrep (Φ), respectively

$$\Psi_{\alpha, \mathbf{R}\sigma} = \begin{pmatrix} \Psi_{\alpha, 1, s, \mathbf{R}\sigma} \\ \Psi_{\alpha, 2, s, \mathbf{R}\sigma} \\ \Psi_{\alpha, 1, p, \mathbf{R}\sigma} \\ \Psi_{\alpha, 2, p, \mathbf{R}\sigma} \end{pmatrix}, \quad \Phi_{\alpha, \mathbf{R}\sigma} = \begin{pmatrix} \Phi_{\alpha, 1, s, \mathbf{R}\sigma} \\ \Phi_{\alpha, 2, s, \mathbf{R}\sigma} \\ \Phi_{\alpha, 1, p, \mathbf{R}\sigma} \\ \Phi_{\alpha, 2, p, \mathbf{R}\sigma} \end{pmatrix}, \quad (2)$$

where the subscript s refers to $c_{2x} = +1$, and p to $c_{2x} = -1$, while the labels 1 and 2 refer to the two valleys. It is implicit that each component is itself a spinor that includes fermionic operators corresponding to different WOs that transform like the same irrep. We shall combine the operators of different sublattices into a single spinor

$$\Psi_{\mathbf{R}\sigma} = \begin{pmatrix} \Psi_{AB, \mathbf{R}\sigma} \\ \Psi_{BA, \mathbf{R}\sigma} \end{pmatrix}, \quad \Phi_{\mathbf{R}\sigma} = \begin{pmatrix} \Phi_{AB, \mathbf{R}\sigma} \\ \Phi_{BA, \mathbf{R}\sigma} \end{pmatrix}, \quad (3)$$

We further introduce three different Pauli matrices σ_a that act in the moiré sublattice space (AB/BA), μ_a in the $c_{2x} = \pm 1$ space (s, p), and τ_a in the valley space (1,2), where $a = 0, 1, 2, 3$, $a = 0$ denoting the identity. With these definitions, the generator (1) of the valley $U_v(1)$ symmetry becomes simply

$$\Delta N_v = \sum_{\mathbf{R}\sigma} \left(\Psi_{\mathbf{R}\sigma}^\dagger \sigma_0 \tau_3 \mu_0 \Psi_{\mathbf{R}\sigma} + \Phi_{\mathbf{R}\sigma}^\dagger \sigma_0 \tau_3 \mu_0 \Phi_{\mathbf{R}\sigma} \right). \quad (4)$$

It is now worth deriving the expression of the space group symmetry operations in this notation and representation. By definition, the C_{2x} transformation corresponds to the simple operator

$$\begin{aligned} C_{2x}(\Psi_{\mathbf{R}\sigma}) &= \sigma_0 \tau_0 \mu_3 \Psi_{C_{2x}(\mathbf{R})\sigma}, \\ C_{2x}(\Phi_{\mathbf{R}\sigma}) &= \sigma_0 \tau_0 \mu_3 \Phi_{C_{2x}(\mathbf{R})\sigma}. \end{aligned} \quad (5)$$

The 180° rotation around the z -axis that connects sublattice AB with BA of each layer (C_{2z}) is not diagonal in

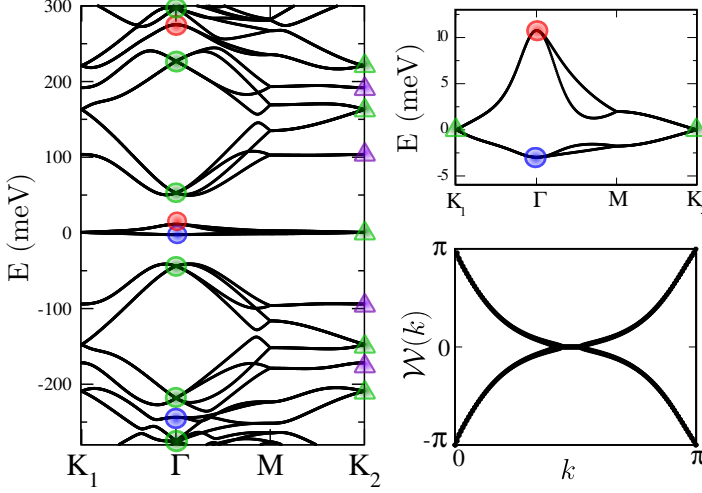


FIG. 2: (a) Band structure of twisted bilayer graphene at the angle $\theta = 1.08$ after full atomic relaxation. The charge neutrality point is the zero of energy. The irreps at the Γ point are encoded by coloured circles, where blue, green and red stand for the $A_1 + B_1$, $A_2 + B_2$ and $E_1 + E_2$ irreps of the D_6 space group, respectively. At the K_2 point the E and $A_1 + A_2$ irreps of the little group D_3 are represented by green and violet triangles, respectively. b) Zoom in the FBs region. c) Wilson loop of the four FBs as function of $k = G_2/\pi$.

the valley indices and can be represented by [13, 34]

$$\begin{aligned} C_{2z}(\Psi_{\mathbf{R}\sigma}) &= \sigma_1 \tau_1 \mu_0 \Psi_{C_{2z}(\mathbf{R})\sigma}, \\ C_{2z}(\Phi_{\mathbf{R}\sigma}) &= \sigma_1 \tau_1 \mu_0 \Phi_{C_{2z}(\mathbf{R})\sigma}. \end{aligned} \quad (6)$$

Finally, since $C_{2y} = C_{2z} \times C_{2x}$, then

$$\begin{aligned} C_{2y}(\Psi_{\mathbf{R}\sigma}) &= \sigma_1 \tau_1 \mu_3 \Psi_{C_{2y}(\mathbf{R})\sigma}, \\ C_{2y}(\Phi_{\mathbf{R}\sigma}) &= \sigma_1 \tau_1 \mu_3 \Phi_{C_{2y}(\mathbf{R})\sigma}. \end{aligned} \quad (7)$$

III. LATTICE RELAXATION AND SYMMETRY ANALYSIS OF THE BAND STRUCTURE

Since tBLG undergoes a substantial lattice relaxation, whose effects have also been observed in recent experiments [16, 17, 39, 40], we performed lattice relaxations via classical molecular dynamics techniques using state-of-the-art force-fields, allowing for both in-plane and out-of-plane deformations. The details about the relaxation procedure are in A and are essentially those in Ref.[10]. It is well known [10, 14, 26, 29, 41–45] that, after full relaxation, the energetically less favourable AA regions shrink while the Bernal-stacked ones, AB and BA, expand in the (x, y) plane. In addition, the interlayer distance along z of the AA regions increases with respect to that of the AB/BA zones, leading to significant out-of-plane buckling deformations, genuine ‘corrugations’ of

the graphene layers, which form protruding AA bubbles. Moreover, since both the AB and BA triangular domains have expanded, the initially broad crossover region between them sharpens into narrow domain walls (DWs) that merge at the AA centers in the moiré superlattice (see 1). The electronic structure shown in Fig. 2 is obtained with standard tight-binding calculations, see A for further details, with the relaxed atomic positions, using hopping amplitudes tuned so to reproduce *ab-initio* calculations [5]. The coloured circles and triangles at the Γ and K points, respectively, indicate the irreps that transform like the corresponding Bloch states. For instance, at Γ the FBs consist of two doublets, the lower corresponding to the irreps $A_1 + B_1$, and the upper to $A_2 + B_2$. Right above and below the FBs, we find at Γ two quartets, each transforming like $E_1 + E_2$. At K , the FBs are degenerate and form a quartet $E + E$. Consistently with the D_3 little group containing C_{3z} and C_{2y} , at K we find either quartets, like at the FBs, made of degenerate pairs of doublets, each transforming like E , or doublets transforming like $A_1 + A_2$, where A_1 and A_2 differ in the parity under C_{2y} . This overall doubling of degeneracies beyond their expected D_6 space group irreps, reflects the valley $U_v(1)$ symmetry of FBs that will be discussed below, and whose eventual breaking will be addressed later in this paper. We end by remarking that the so-called ‘fragile’ topology [13, 22, 36, 46], diagnosed by the odd winding of the Wilson loop (WL) [13], is actually robust against lattice corrugations [47] and relaxation, as shown by panel (c) in Fig.2.

A. $SU(2)$ symmetry and accidental degeneracy along C_{2y} invariant lines

We note that along all directions that are invariant under C_{2y} , which include the diagonals as well as all the edges of the MBZ, the electronic bands show a twofold degeneracy between Bloch states that transform differently under C_{2y} . These lines corresponds to the domain walls (DWs) in real space. This accidental degeneracy is a consequence of the interplay between $U_v(1)$ and C_{2y} symmetries. Indeed, along $\Gamma \rightarrow K_{1,2}$ and $M \rightarrow K_{1,2}$ in the MBZ we have that:

$$C_{2y}(\Psi_{\mathbf{k}\sigma}) = \sigma_1 \tau_1 \mu_3 \Psi_{\mathbf{k}\sigma}, \quad (8)$$

and similarly for $\Phi_{\mathbf{k}\sigma}$. It follows that the generator of $U_v(1)$, i.e., the operator $\sigma_0 \tau_3 \mu_0$, anticommutes with the expression of C_{2y} along the lines invariant under that same symmetry, namely the operator $\sigma_1 \tau_1 \mu_3$, and both commute with the Hamiltonian. Then also their product, $\sigma_1 \tau_2 \mu_3$, commutes with the Hamiltonian and anticommutes with the other two. The three operators

$$2T_3 = \sigma_0 \tau_3 \mu_0, \quad 2T_1 = \sigma_1 \tau_1 \mu_3, \quad 2T_2 = \sigma_1 \tau_2 \mu_3, \quad (9)$$

thus realise an $SU(2)$ algebra and all commute with the Hamiltonian $\hat{H}_{\mathbf{k}}$ in momentum space for any C_{2y} -

invariant \mathbf{k} -point. This emergent $SU(2)$ symmetry is therefore the responsible of the degeneracy of eigenstates with opposite parity under C_{2y} . We note that C_{2x} instead commutes with $U_v(1)$, so that there is no $SU(2)$ symmetry protection against valley splitting along C_{2x} invariant lines ($\Gamma \rightarrow M$).

IV. PHONONS IN TWISTED BILAYER GRAPHENE

The $U_v(1)$ valley symmetry is emergent, namely, despite the fact that its generator (1) does not commute with the Hamiltonian, the spectrum around charge neutrality is nonetheless $U_v(1)$ -invariant. It is therefore not obvious to envisage a mechanism that could efficiently break it.

However, since the lattice degrees of freedom must obviously play an important role at equilibrium, as will be discussed in Section III, it is possible that they could also offer the means to destroy the $U_v(1)$ valley symmetry. In this Section we shall show that they indeed provide such a symmetry-breaking tool.

A. Valley splitting lattice modulation: the key role of the Domain Walls

In Section II A we mentioned that the valley symmetry arises because, even though inequivalent Dirac nodes of the two layers should be coupled to each other by the Hamiltonian after being folded onto the same point of the MBZ, see bottom panel in Fig.1, at small angle these matrix elements are vanishingly small and thus the valleys are effectively decoupled. That is true if the carbon lattice, although mechanically relaxed, is unperturbed by the presence of the electrons. Once coupling with electrons is considered, we cannot exclude that for example a lattice distortion modulated with the wave vectors that connect the inequivalent Dirac nodes of the two layers, K_+ with K'_- and K'_+ with K_- in Fig.1, might instead yield a significant matrix element among the valleys. To investigate that possibility we build an ad-hoc distortion into the bilayer carbon atom positions. We define the vector $\mathbf{q}_{ij} = \mathbf{K}_{+,i} - \mathbf{K}'_{-,j}$, where $i, j = 1, 2, 3$ run over the three equivalent Dirac points of the BZ of each layer, and the D_6 conserving displacement field

$$\boldsymbol{\eta}(\mathbf{r}) = \sum_a \sum_{i,j=1}^3 \sin(\mathbf{q}_{ij} \cdot \mathbf{r}_a) \mathbf{u}_{a,ij} \delta(\mathbf{r} - \mathbf{r}_a), \quad (10)$$

where a runs over all atomic positions, and $\mathbf{u}_{a,ij}$ corresponds to a displacement of atom a in direction \mathbf{q}_{ij} , whose (tunable) magnitude is the same for all atoms. In proximity of the AA region the distortion is locally similar to the graphene breathing mode, the in-plane transverse optical phonon at \mathbf{K} [48] with A_1 symmetry. Since by construction \mathbf{q}_{ij} is a multiple integer of the

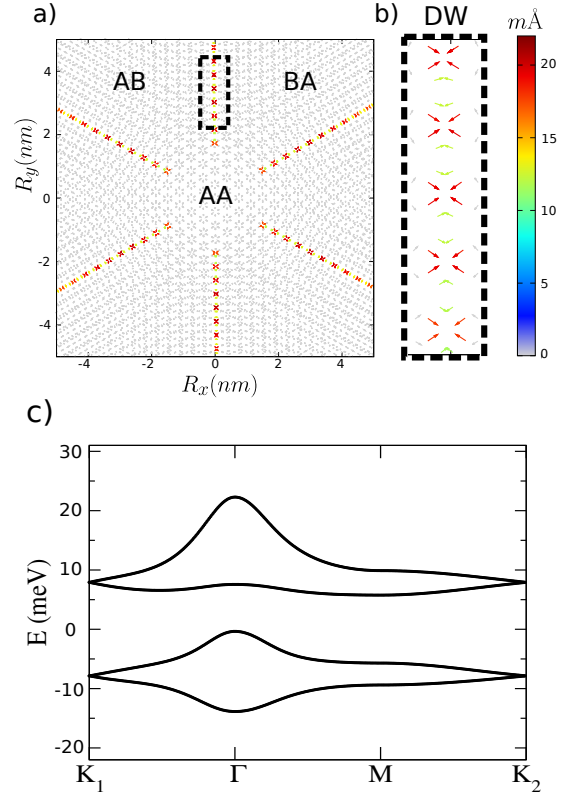


FIG. 3: Panel a): the displacement field $\boldsymbol{\eta}(\mathbf{r})$, Eq. (10), restricted on the DWs: the direction of the atomic displacement is depicted by a small arrow, while its magnitude in mÅ is expressed in colours. Panel b): displacement along the DW area highlighted by a black dashed line in panel a). The overall effect of the distortion is a narrowing of the DW. Panel c): low energy band structure of tBLG at $\theta = 1.08$ after the distortion in panel a). The two-fold degeneracies protected by the valley symmetry are completely lifted.

reciprocal lattice vectors, $\boldsymbol{\eta}(\mathbf{r})$ has the same periodicity of the unit cell, i.e., the distortion is actually at the Γ point. Moreover, the distortion's D_6 invariance implies no change of space group symmetries.

Since the most direct evidence of the $U_v(1)$ symmetry is the accidental degeneracy in the band structure along all C_{2y} -invariant lines, corresponding just to the DWs directions in real space, we further assume the action of the displacement field $\boldsymbol{\eta}(\mathbf{r})$ to be restricted to a small region in proximity of the DWs, affecting only $\approx 1\%$ of the atoms in the moiré supercell, see top panels in Fig. 3. The modified FBs in presence of the displacement field $\boldsymbol{\eta}(\mathbf{r})$ with $|\mathbf{u}_{a,ij}| = 20$ mÅ are shown in the bottom panel of Fig. 3. Remarkably, despite the minute distortion magnitude and the distortion involving only the minority of carbon atoms in the DWs, the degeneracy along $\Gamma \rightarrow K_1$ and $M \rightarrow K_2$ is lifted to such an extent that the four bands split into two similar copies. This is remarkable in two aspects. First, we repeat, because there is no space symmetry breaking. The only symmetry affected by the

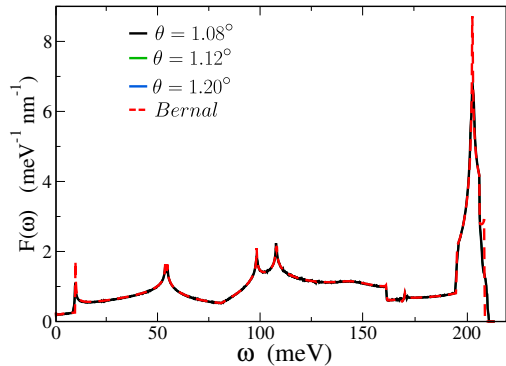


FIG. 4: Phonon density of states $F(\omega)$ for Bernal stacked bilayer graphene at zero twist angle (red dashed line) and fully relaxed tBLG at $\theta = 1.20, 1.12, 1.08$ (blue, green and black lines).

distortion is $U_v(1)$, since, by construction, $\boldsymbol{\eta}(\mathbf{r})$ preserve the full space group symmetries. Second, the large splitting magnitude reflects an enormous strength of the effective electron-phonon coupling, whose origin is interesting. Generally speaking, in fact, broad bands involve large hoppings and large absolute e-p couplings, while the opposite is expected for narrow bands. The large e-p couplings which we find for the low energy bands of tBLG suggests a possible broad-band origin of the FBs, as we shall discuss in Sec. V. A consequence of this e-p coupling magnitude is that all potential phenomena involving lattice distortions, either static or dynamic, should be considered with a much larger priority than done so far.

B. The phonon spectrum

We compute the phonon eigenmodes in the relaxed bilayer structure, by standard methods, see Appendix A for details of the calculation. Fig. 4 shows the phonon density of states $F(\omega)$ for tBLG at three different twist angles in comparison with the Bernal AB-stacked bilayer. As previously reported [29, 49], $F(\omega)$ is almost independent of the twist angle, which only affects the inter-layer van der Waals forces, much weaker than the in-plane ones arising from the stiff $C-C$ bonds. As a consequence, phonons in tBLG are basically those of the Bernal stacked bilayer. This is true except for a small set of special modes, clearly distinguishable in Fig. 5 that depicts the phonon spectrum zoomed in a very narrow energy region ≈ 0.04 meV around the high frequency graphene K-point peak of the phonon density of states. Specifically, within the large number of energy levels of all other highly dispersive phonon bands, unresolved in the narrow energy window, a set of 10 almost dispersionless modes emerges. We note that these special modes show the same acciden-

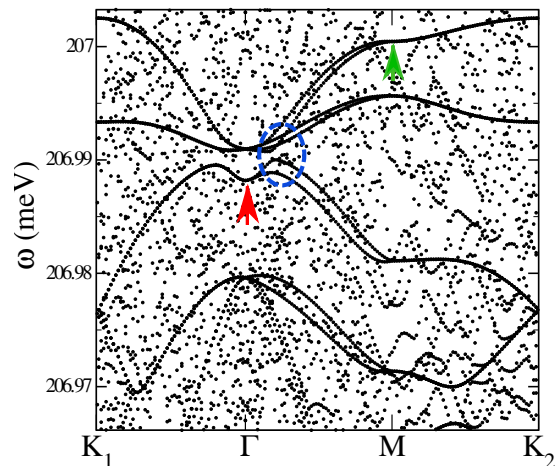


FIG. 5: Zoom in the optical region of the phonon spectrum of the fully relaxed tBLG at $\theta = 1.08$. Among many scattered energy levels of highly dispersive branches, (not resolved in this narrow energy window) a set of 10 narrow continuous branches stands out (no line drawn through data points, which just fall next to one another). The degeneracy of these modes is twice that expected by D_6 space symmetry, similar in this to electronic bands. The two-fold degenerate mode with the highest overlap with the deformation $\boldsymbol{\eta}(\mathbf{r})$, drawn in Fig. 6, is marked by a red arrow, while the mode at \mathbf{M} used in section IV D by a green arrow. The avoided crossing which occurs close to Γ is encircled by a blue dashed line.

tal degeneracy doubling along the C_{2y} invariant lines as that of the electronic bands around the charge neutrality point.

Similar to the electronic degeneracy, whose underlying $U_v(1)$ symmetry arises from vanishingly weak hopping matrix elements between interlayer K-K' points in the Hamiltonian, the mechanically weak van der Waals interlayer coupling here leads to an effective $U_v(1)$ symmetry for this group of lattice vibrations. Their poor dispersion is connected with a displacement which is non-uniform in the supercell, and is strongly modulated on the moiré length scale, a distinctive feature of these special modes. In particular, it is maximum in the centre of the AA zones, finite in the DWs, and negligible in the large AB and BA Bernal regions. The overlap between the displacement $\boldsymbol{\eta}(\mathbf{r})$ in (10) and the 33492 phonons of the $\theta = 1.08$ tBLG at the Γ point is non-negligible only for those special modes. In particular, we find the highest overlap with the doubly degenerate mode marked by a red arrow in Fig. 5. In Fig. 6a) we show the real space distortion corresponding to one of these two degenerate modes, where the displacement direction is represented by a small arrow, while its intensity is encoded in colors. This inspection of the eigenvectors of these modes at the atomistic level reveals, at all k-vectors inside the MBZ, a definite single-layer graphene character. The mode is invariant under C_{3z} , and transforms like A_1 , while its degenerate partner as B_1 , originally at the K-point of graphene. Since the graphene K-point does *not* fold into

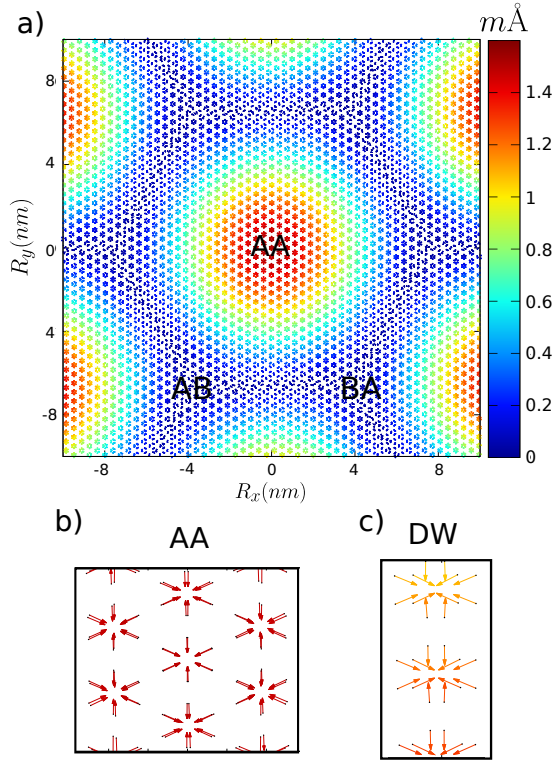


FIG. 6: Panel a): atomic displacements on one of the two layers corresponding to the A_1 -symmetry mode of the phonon doublet marked by a red arrow in Fig. 5. The direction of displacement is represented by a small arrow centred at each atomic position, while its modulus is encoded in colours. The mean displacement per atom is 0.57 mÅ. Panel b): zoom in the centre of an AA region, shown for both layers. Panel c): zoom along one of the domain walls. Note the similarity with the ad-doc displacement in Fig. 3.

the bilayer Γ -point, their appearance along the whole $\Gamma - K$ line in the spectrum of the fully relaxed bilayer is merely a consequence of relaxation, a relaxation that is particularly strong precisely in the AA and DW regions.

We will next focus on the effect on the electronic band structure of a carbon atom displacement corresponding to the two degenerate phonon modes A_1 and B_1 at Γ , which should affect the valley symmetry as the displacement in Fig. 3. In order to verify that, we carried out a frozen phonon calculation of the modified FB electronic structure with increasing intensity of the deformation. Remarkably, despite transforming as different irreps (A_1 or B_1), both frozen phonon distortions are not only degenerate, but have exactly the same effect on the bands. As soon as the lattice is distorted, see Fig. 7 b), the four-fold degeneracy at the K_1 and K_2 as well as Γ points is lifted into $2 + 2$, and a small avoided crossings appear and start to move towards the M points. Once they cross at M , they keep moving along $M \rightarrow \Gamma$, see Fig. 7 c). However, along these directions, the C_{2x} symmetry prevents the avoided crossings, and thus leads to six tilted Dirac cones. Once they reach Γ , at a threshold value of the

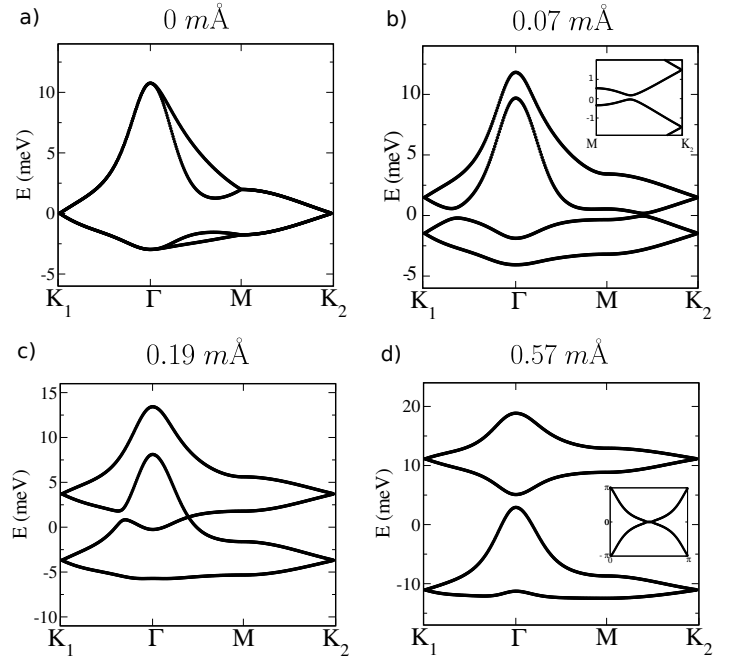


FIG. 7: Evolution of the FBs when the lattice is distorted with increasing intensity along one of the two modes indicated by a red arrow in Fig. 5. Panel (a) undistorted. Panel (b) mean displacement per atom 0.07 mÅ. In the inset we show the avoided crossing along $M \rightarrow K_2$. Panel (c) mean displacement 0.19 mÅ. Now the avoided crossing appears as a genuine crossing protected by C_{2x} symmetry along $\Gamma \rightarrow M$, which actually leads to Dirac points. Panel (d) mean displacement 0.57 mÅ, opening a gap between the FBs. Inset: Wilson loop of the lowest two bands in panel d).

distortion, the six Dirac points annihilate so that a gap opens at charge neutrality, see Fig. 7 d). This gap-opening mechanism is very efficient, with large splittings even for small values of the atomic displacement amplitude shown in Fig. 7. For instance an average displacement as small as ≈ 0.5 mÅ per atom is enough to completely separate the four FBs and to open a gap at charge neutrality. We emphasise that this occurs without breaking any spatial symmetry of the tBLG, just $U_v(1)$. As a consequence, the insulator state possesses a non trivial topology, as highlighted by the odd-winding of the Wilson loop of the lowest two bands, shown in the inset of the same figure 7 d).

C. $E \otimes e$ Jahn-Teller effect

The evidence that the two degenerate modes marked by a red arrow in Fig. 5 produce the same band structure in a frozen-phonon distortion is reminiscent of a $E \otimes e$ Jahn-Teller effect, i.e., the coupling of a doubly degenerate vibration with a doubly degenerate electronic state [50]. Let us consider the action of the two Γ -point A_1 and B_1 phonon modes, hereafter denoted as q_1 and q_2 , along

the C_{2y} invariant lines. We note that the A_1 mode, q_1 , although invariant under the D_6 group elements, is able to split the degeneracy along those lines. Therefore it must be coupled to the electrons through a D_6 invariant operator that does not commute with the $U_v(1)$ generator τ_3 . That in turn cannot but coincide with C_{2y} itself, which, along the invariant lines, is the operator $2T_1 = \sigma_1 \tau_1 \mu_3$ in Eq. (9). On the other hand, the B_1 mode, q_2 , is odd under C_{2y} , and thus it must be associated with an operator that anticommutes with C_{2y} and does not commute with τ_3 . The only possibility that still admits a $U(1)$ valley symmetry is the operator $T_2 = \sigma_1 \tau_2 \mu_3/2$ in Eq. (9). Indeed, with such a choice, the electron-phonon Hamiltonian is

$$H_{\text{el-ph}} = -g \left(q_1 T_1 + q_2 T_2 \right), \quad (11)$$

with g the coupling constant. This commutes with the operator

$$J_3 = T_3 + L_3 = \frac{\tau_3}{2} + \mathbf{q} \wedge \mathbf{p}, \quad (12)$$

(where $\mathbf{p} = (p_1, p_2)$ the conjugate variable of the displacement $\mathbf{q} = (q_1, q_2)$), the generator of a generalised $U_v(1)$ symmetry that involves electron and phonon variables. As anticipated, the Hamiltonian (11) describes precisely a $\mathbf{E} \otimes \mathbf{e}$ Jahn-Teller problem [32, 50–52].

Since the phonon mode \mathbf{q} is almost dispersionless, see Fig. 5, we can think of it as the vibration of a moiré supercell, as if the latter were a single, though very large, molecule, and the tBLG a molecular conductor. In this language, the band structures shown in Fig. 7 would correspond to a static Jahn-Teller distortion. However, since the phonon frequency is substantially larger than the width of the flat bands, we cannot exclude the possibility of a dynamical Jahn-Teller effect that could mediate superconductivity [51, 53], or even stabilise a Jahn-Teller Mott insulator [52] in presence of a strong enough interaction.

D. Insulating states at commensurate fillings

The Γ -point distortion described above can lead to an insulating state at zero FB filling, possibly connected with the insulating state very recently reported [4]. The same phonon branch might also stabilise insulating states at other integer occupancies of the mini bands besides charge neutrality. However, this necessarily requires freezing a mode at a high-symmetry \mathbf{k} -point different from Γ in order to get rid of the band touching at the Dirac points, \mathbf{K}_1 and \mathbf{K}_2 , protected by the C_{6z} symmetry. We consider one of the two degenerate phonon modes at \mathbf{k} -point \mathbf{M} marked by a green arrow in Fig. 5. This mode has similar features as the Jahn-Teller one at Γ , even if it belongs to an upper branch due to an avoided crossing along $\Gamma \rightarrow \mathbf{M}$ (blue dashed line in Fig. 5). In Fig. 8 we depict this mode, which still transforms as A_1

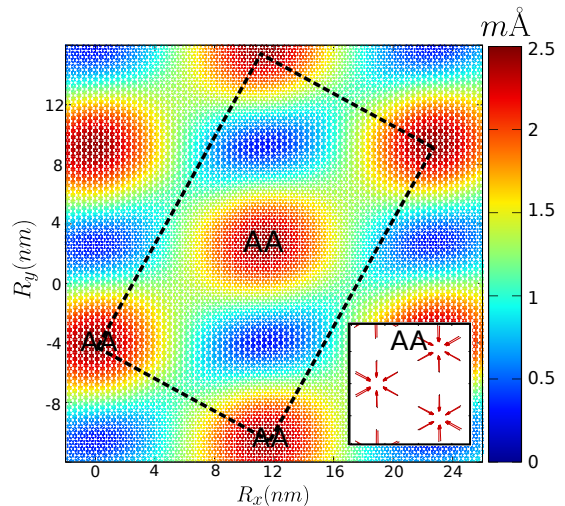


FIG. 8: Atomic displacements on one of the two layers corresponding to one of the modes at \mathbf{M} marked by a green arrow in Fig. 5. The direction of displacement is represented by a small arrow centred at each atomic position, while its modulus is encoded in colours. The inset shows a zoom in the AA region close to the origin. The rectangular unit cell, now containing twice the number of atoms, is highlighted by a black dashed line.

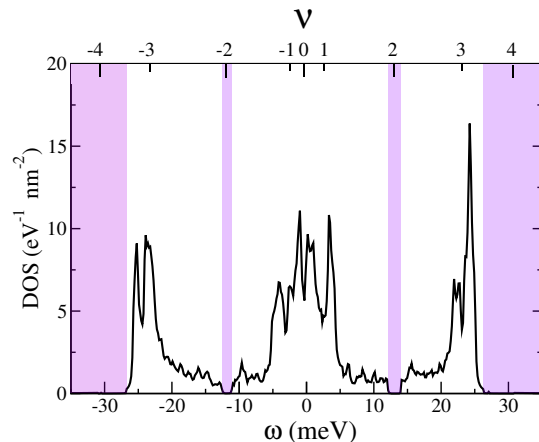


FIG. 9: Density of states in the flat bands region after the tBLG has been distorted by one of the two degenerate modes at \mathbf{M} marked by a green arrow in Fig. 5. A mesh of 40×40 points in the MBZ has been used. The DOS is expressed as function of energy, the zero corresponding to the CNP, and corresponding occupancy ν of the FBs. The band gaps at $\nu = \pm 2, \pm 4$ are highlighted in violet. The mean displacement per atom is 1.8 mÅ.

of graphene \mathbf{K} -point on the microscopic graphene scale, but whose long-wavelength modulation now forms a series of ellipses elongated along some of the DWs, thus macroscopically breaking the C_{3z} symmetry of the moiré superlattice.

In Fig. 9 we show the DOS of the FBs obtained by a frozen-phonon realistic tight-binding calculation. Besides

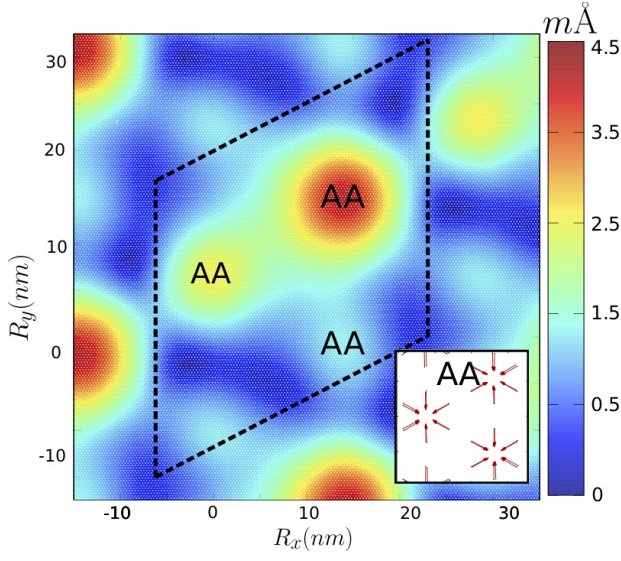


FIG. 10: Atomic displacements on one of the two layers corresponding to multicomponent deformation obtained combining JT phonons at three inequivalent \mathbf{M} points. The mean deformation is 1.7 mÅ and leads to the DOS in Fig. 11. The intensity of displacement is encoded in colours. The inset shows a zoom in one of the AA regions when both layers are considered. The unit cell, denoted by a black dashed line, is four times larger than the original one.

the band gaps at $\nu = \pm 4$, which separates the FBs from the others bands, now small gaps opens at $\nu = \pm 2$ with an average atomic displacement of 1.8 mÅ induced by the mode at \mathbf{M} .

Finally we also considered a more exotic multicomponent distortion induced by a combination of the modes at the three inequivalent \mathbf{M} points, which quadruples the unit cell (see Fig. 10). The resulting DOS of the FBs is shown in Fig. 11, and displays small gaps at the odd integer occupancies $\nu = 1$ and $\nu = \pm 3$.

The very qualitative conclusion of this exploration is that frozen phonon distortions with various \mathbf{k} -vectors can very effectively yield Peierls-like insulating states at integer hole/electron fillings. Of course all distortions at \mathbf{k} -points that differ from Γ also represent super-superlattices, with an enlargement of the unit cell that should be verifiable in such a Peierls state.

V. PHONON MEDIATED SUPERCONDUCTIVITY

Here we indicate how the phenomena described above can connect to a superconducting state that might be stabilised by electron-phonon coupling. For that, we need to build a minimal tight-binding model containing a limited set of orbitals. For the sake of simplicity we shall not require the model Hamiltonian to reproduce precisely the shape of all the bands around charge neutrality, especially those above or below the FBs, but only the correct

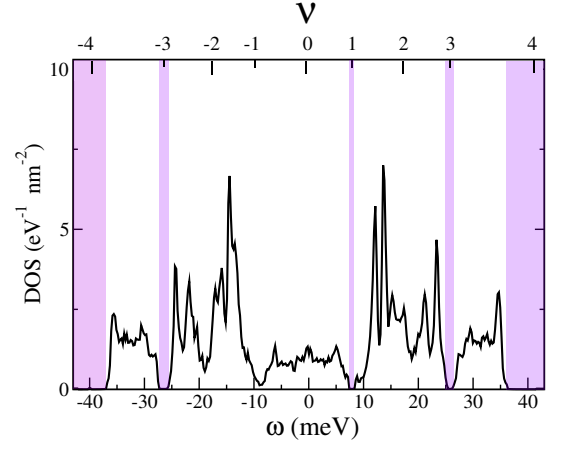


FIG. 11: Electronic density of states with a multicomponent lattice distortion obtained by freezing a combination of the modes at the three inequivalent \mathbf{M} points. Band gaps at $\nu = +1, \pm 3, \pm 4$ are highlighted in violet. The mean displacement per atom is 1.7 mÅ .

elementary band representation, topology and, obviously, the existence of the four flat bands separated from the all others. Considering for instance only the 32 states at Γ closest to the charge neutrality point, and maintaining our assumption of WOs centred at the Wyckoff positions $2c$, those states (apart from avoided crossings allowed by symmetry) would evolve from Γ to \mathbf{K}_1 in accordance with the D_6 space group as shown in Fig. 12. Once we allow same-symmetry Bloch states to repel each other along $\Gamma \rightarrow \mathbf{K}_1$, the band representation can look similar to the real one (Fig. 2), including the existence of the four FBs that start at Γ as two doublets, $A_1 + B_1$ and $A_2 + B_2$, and end at \mathbf{K}_1 as two degenerate doublets, each transforming as the 2d-irrep E , see the two solid black lines in Fig. 12. While this picture looks compatible with the actual band structure, we shall take a further simplification and just consider the thicker red, blue and green bands in Fig. 12, which could still produce flat bands with the correct symmetries. This oversimplification obviously implies giving up the possibility to accurately reproduce the shape of the bands above or below the FBs - but it makes the algebra much simpler.

Within this approximation the components of the spinor operators in Eq. (2) are actually single fermionic operators, so that we limit ourselves to just four WOs for each sublattice, AB or BA, and valley, 1 and 2. Two of such WOs transform like 1d-irreps, one even and the other odd under C_{2x} . The other two instead transform like the 2d-irrep. We build a minimal tight-binding model

$$H_{\text{el}} = -\Delta \sum_{\mathbf{R}\sigma} \Psi_{\mathbf{R}\sigma}^\dagger \sigma_0 \tau_0 \mu_3 \Psi_{\mathbf{R}\sigma} + T_{\text{el}}, \quad (13)$$

where Δ splits the s from the p WOs of the 1d-irreps, and T_{el} includes first and second neighbour hopping between AB and BA regions in the moiré superlattice

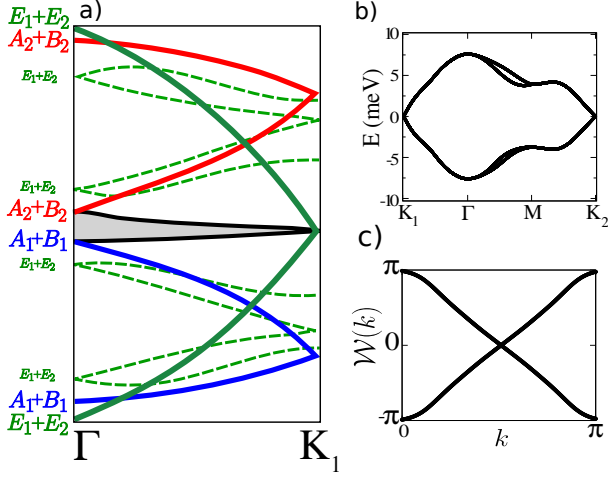


FIG. 12: Panel a): sketch of the elementary band representation along $\Gamma \rightarrow \mathbf{K}_1$ taking into account the 32 bands closest to the charge neutrality point and without allowing avoided crossing between same symmetry Bloch states. Blue, red and green lines refer to Bloch states that at Γ transform like $A_1 + B_1$, $A_2 + B_2$ and $E_1 + E_2$, respectively. Should we allow for avoided crossings, close to charge neutrality we would obtain the four flat bands shown as black lines surrounding the shaded region. Panel b): the FBs obtained by a model tight-binding Hamiltonian that includes only the solid bands of panel a). The details of this Hamiltonian are given in Appendix B. Panel c): Wilson loop corresponding to the four bands in panel b) fully occupied.

compatible with all symmetries, see Appendix B for details. In Fig.12 we show the resulting FBs as well as their Wilson loop.

A. Mean-field superconducting state

Neglecting the extremely small dispersion of the Jahn-Teller phonons, we can write their Hamiltonian simply as

$$H_{\text{ph}} = \frac{\omega}{2} \sum_{\mathbf{R}} (\mathbf{P}_{\mathbf{R}} \cdot \mathbf{P}_{\mathbf{R}} + \mathbf{Q}_{\mathbf{R}} \cdot \mathbf{Q}_{\mathbf{R}}), \quad (14)$$

with $\omega \simeq 207$ meV.

Rather than trying to model more faithfully the Jahn-Teller coupling (11), we shall follow a simplified approach based just on symmetry considerations.

In general, we could integrate out the phonons to obtain a retarded electron-electron attraction that can mediate superconductivity. However, since here the phonon frequency is much larger than the bandwidth of the FBs, where the chemical potential lies, we can safely neglect retardation effects making a BCS-type approximation virtually exact. The attraction thus becomes instantaneous and can be represented as in Fig. 13. The phonon couples holes or electrons in nearest neighbour AB and BA

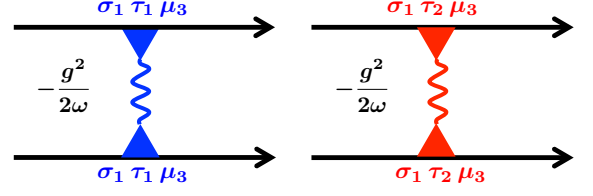


FIG. 13: Phonon mediated attraction. The two scattering channels corresponds to the two phonons and have the same amplitude $g^2/2\omega$.

regions, giving rise to an inter-moiré site spin-singlet pairing, a state which we expect to be much less affected by Coulomb repulsion than an on-site one. Therefore, neglecting Coulomb repulsions we can concentrate on the pairing channel between nearest neighbour AB and BA regions. The scattering processes in Fig. 13 imply that the pairing channels are only $\tau_1 \mu_0$ and $\tau_1 \mu_3$, corresponding to inter valley pairing, as expected because time reversal interchanges the two valleys.

Having assumed pairing between nearest neighbour AB and BA regions, we must identify pair functions in momentum space that connects nearest neighbour unit cells, and transform properly under C_{3z} .

These functions are

$$\begin{aligned} \gamma(\mathbf{k}) &= e^{i\mathbf{k} \cdot (\mathbf{a} + \mathbf{b})/3} \left(1 + e^{-i\mathbf{k} \cdot \mathbf{a}} + e^{-i\mathbf{k} \cdot \mathbf{b}} \right), \\ \gamma_{+1}(\mathbf{k}) &= e^{i\mathbf{k} \cdot (\mathbf{a} + \mathbf{b})/3} \left(1 + \omega e^{-i\mathbf{k} \cdot \mathbf{a}} + \omega^* e^{-i\mathbf{k} \cdot \mathbf{b}} \right), \\ \gamma_{-1}(\mathbf{k}) &= e^{i\mathbf{k} \cdot (\mathbf{a} + \mathbf{b})/3} \left(1 + \omega^* e^{-i\mathbf{k} \cdot \mathbf{a}} + \omega e^{-i\mathbf{k} \cdot \mathbf{b}} \right), \end{aligned} \quad (15)$$

where $\omega = e^{i2\pi/3}$. Specifically, $\gamma(\mathbf{k}) \sim A_1$ is invariant under C_{3z} , while

$$\gamma_{\pm 1}(C_{3z}(\mathbf{k})) = \omega^{\pm 1} \gamma_{\pm 1}(\mathbf{k}). \quad (16)$$

In other words, $(\gamma_{+1}(\mathbf{k}), \gamma_{-1}(\mathbf{k}))$ form a representation of the 2d-irrep $E = (E_{+1}, E_{-1})$ in which C_{3z} is diagonal with eigenvalues ω and ω^* .

Here it is more convenient to transform the spinor $\Phi_{\mathbf{k}\sigma}$

$$\begin{pmatrix} \Phi_{+1, \mathbf{k}\sigma} \\ \Phi_{-1, \mathbf{k}\sigma} \end{pmatrix} = \frac{1}{\sqrt{2}} \begin{pmatrix} 1 & -i \\ 1 & +i \end{pmatrix} \begin{pmatrix} \Phi_{s, \mathbf{k}\sigma} \\ \Phi_{p, \mathbf{k}\sigma} \end{pmatrix}, \quad (17)$$

so that $\Phi_{\pm 1, \mathbf{k}\sigma}$ is associated with a WO that transforms like $E_{\pm 1}$. Under the assumption of pairing diagonal in the irreps, we can construct the following spin-singlet Cooper pairs:

$$\sum_{\sigma} \sigma \Phi_{+1, AB, \mathbf{k}\sigma}^{\dagger} \tau_1 \Phi_{+1, BA, -\mathbf{k}-\sigma}^{\dagger} \sim E_{-1, \mathbf{k}}, \quad (18)$$

$$\sum_{\sigma} \sigma \Phi_{-1, AB, \mathbf{k}\sigma}^{\dagger} \tau_1 \Phi_{-1, BA, -\mathbf{k}-\sigma}^{\dagger} \sim E_{+1, \mathbf{k}}, \quad (19)$$

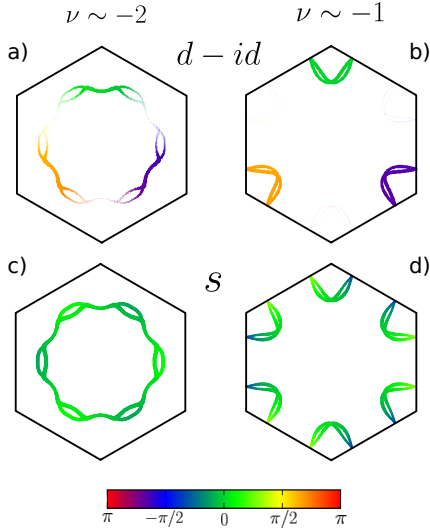


FIG. 14: Pair amplitudes $\Delta(k)^\dagger$ of the leading superconducting channels: $d-id$ -wave (a-b) and extended s -wave (c-d). In each panel we show the hexagonal MBZ and the phase amplitudes restricted to a narrow region close to the Fermi surfaces corresponding to the occupancies $\nu \approx -2$ (a-c) and $\nu \approx -1$ (b-d). The phase of the superconducting order parameter is expressed in colour. Note that the double line are due to the fact that two bands cross the chemical potential at different \mathbf{k} -points.

$$\frac{1}{\sqrt{2}} \sum_{\sigma} \sigma \left(\Phi_{+1,AB,\mathbf{k}\sigma}^\dagger \tau_1 \Phi_{-1,BA,-\mathbf{k}-\sigma}^\dagger \right. \quad (20)$$

$$\left. + (-) \Phi_{-1,AB,\mathbf{k}\sigma}^\dagger \tau_1 \Phi_{+1,BA,-\mathbf{k}-\sigma}^\dagger \right) \sim A_{1(2),\mathbf{k}}, \quad (21)$$

$$\frac{1}{\sqrt{2}} \sum_{\sigma} \sigma \Psi_{AB,\mathbf{k}\sigma}^\dagger \tau_1 \mu_{0(3)} \Psi_{BA,-\mathbf{k}-\sigma}^\dagger \sim A'_{1(2),\mathbf{k}}, \quad (22)$$

which can be combined with the \mathbf{k} -dependent functions in (15) to give pair operators that transform like the irreps of D_3 . For instance, multiplying (18) by $\gamma_{+1}(\mathbf{k})$, (19) by $\gamma_{-1}(\mathbf{k})$, (21) with the plus sign by $\gamma(\mathbf{k})$, or (22) with μ_0 by $\gamma(\mathbf{k})$, we obtain pair operators that all transform like A_1 . We shall denote their sum as $\mathbf{A}_{1\mathbf{k}}^\dagger$, and, similarly, all other symmetry combinations as $\mathbf{A}_{2\mathbf{k}}^\dagger$ and $\mathbf{E}_{\pm 1,\mathbf{k}}^\dagger$. Evidently, since in our modelling the FBs are made of 1d and 2d irreps, the gap function will in general involve a combination of $\gamma(\mathbf{k})$ and $\gamma_{\pm 1}(\mathbf{k})$, namely, it will be a superposition of s and $d \pm id$ symmetry channels. The dominant channel will depend on which is the prevailing WO character of the Bloch states at the chemical potential, as well as on the strength of the scattering amplitudes in the different pairing channels, $\mathbf{A}_{1\mathbf{k}}^\dagger$, $\mathbf{A}_{2\mathbf{k}}^\dagger$ and $\mathbf{E}_{\pm 1,\mathbf{k}}^\dagger$.

In general, we may expect the totally-symmetric A_1 channel to have the largest amplitude, thus we assume the following expression of the phonon-mediated attraction

$$H_{\text{el-el}} \simeq -\frac{\lambda}{V} \sum_{\mathbf{k}\mathbf{p}} \mathbf{A}_{1\mathbf{k}}^\dagger \mathbf{A}_{1\mathbf{p}}, \quad (23)$$

that involves a single parameter $\lambda \sim g^2/2\omega$. We treat the full Hamiltonian (13) plus (23) in mean field allowing for a superconducting solution, which is always stabilised by the attraction provided the density of states is finite at the chemical potential. We find that superconductivity opens a gap everywhere in the Brillouin zone. Since

$$\langle \mathbf{A}_{1\mathbf{k}}^\dagger \rangle = \gamma_{+1}(\mathbf{k}) \langle E_{-1,\mathbf{k}} \rangle + \gamma_{-1}(\mathbf{k}) \langle E_{+1,\mathbf{k}} \rangle + \gamma(\mathbf{k}) \langle A_{1,\mathbf{k}} \rangle + \gamma(\mathbf{k}) \langle A'_{1,\mathbf{k}} \rangle, \quad (24)$$

the order parameter may have finite components with different symmetries, $E_{\pm 1}$ and A_1 . In the model calculation all components acquire similar magnitude, implying a mixture of s and $d \pm id$ wave symmetries. In Fig.14 we show $\langle A'_{1,\mathbf{k}} \rangle$ and $\langle E_{-1,\mathbf{k}} \rangle$ at the Fermi surface corresponding to densities $\nu \approx -1$ and $\nu \approx -2$ with respect to charge neutrality. We conclude by emphasising that the Cooper pair is made by one electron (or hole) in AB and one in BA, thus leading, in the spin-singlet channel, to extended s and/or $d \pm id$ symmetries. That is merely a consequence of the phonon mode and electron-phonon properties, hence it does not depend on the above modelling of the FBs.

There are already in literature several proposals about the superconducting states in tBLG. Most of them, however, invoke electron correlations as the element responsible, or strongly effecting the pairing [22, 24, 25, 54–70]. There are few exceptions [30, 71, 72] that instead propose, as we do, a purely phonon mediated attraction. In both works [71] and [72] the tBLG phonons are assumed to coincide with the single layer graphene ones, as if the interlayer coupling were ineffective in the phonon spectrum, which is not what we find for the special modes discussed above. Moreover, they both discuss the effects of such phonons only in a continuum model for the FBs. In particular, the authors of [71] consider a few selected graphene modes, among which the transverse optical mode at \mathbf{K} that has the largest weight in the tBLG phonon that we consider. They conclude that such graphene mode stabilises $d \pm id$ pairing in the A_2 channel, $\tau_1 \mu_3$ in our language, leading to an order parameter odd upon interchanging the two layers. On the contrary, the authors of [72] focus just on the acoustic phonons of graphene, and conclude they stabilise an extended s -wave order parameter.

VI. CONCLUSIONS

zon 2020 Advanced Grant No. 824402 "ULTRADISS".

In this work, we uncovered a strong electron-phonon coupling and foreshadowed its potential role in the low temperature physics of magic angle twisted bilayer graphene, with particular emphasis on the insulating and superconducting states. By working out the phonon modes of a fully relaxed TBG, we found a special group of few of them that are nearly dispersionless and are modulated over the whole moiré supercell. In particular, two of these modes, which are degenerate at any \mathbf{k} -point invariant under 180° rotation around the y -axis and its C_{3z} equivalent directions, are found to couple strongly to the valley $U_v(1)$ symmetry, that is responsible for the accidental degeneracy of the band structure at the same \mathbf{k} -points where the two modes are degenerate. This particular phonon doublet is strongly Jahn-Teller coupled to the valley degrees of freedom, realising a so-called $E \otimes e$ Jahn-Teller model. This mechanism, if static, would generate a filling-dependent broadening of the flat bands and eventually insulating phases at all the commensurate fillings. Remarkably, freezing the modes at Γ can stabilise a topologically non-trivial insulator at charge neutrality. We also investigate the symmetry properties of a hypothetical superconducting state stabilised by this Jahn-Teller mode. We find that the phonon mediated coupling occurs on the moiré scale, favoring spin-singlet pairing of electrons in different Bernal (AB/BA) regions, which may thus condense with an extended s - and/or $d \pm id$ -wave order parameter. In a mean-field calculation with a model tight-binding Hamiltonian of the flat bands, we find that the dominant symmetry depends on the orbital character that prevails in the Bloch states at the Fermi energy, as well as on the precise values of scattering amplitudes in the different Cooper channels allowed by the C_{3z} symmetry. We cannot exclude that a nematic component might arise due to higher order terms not included in our mean-field calculation, as discussed in [73] and [74].

These results herald a role of phonons, of electron-phonon coupling, and of lattice distortions of much larger impact than supposed so far in twisted graphene bilayers. Further experimental and theoretical developments will be called for in order to establish their actual importance and role.

Acknowledgments

The authors are extremely grateful to D. Mandelli for the technical support provided during the lattice relaxation procedure. We acknowledge useful discussions with P. Lucignano, A. Valli, A. Amaricci, M. Capone, E. Kucukbenli, A. Dal Corso and S. de Gironcoli. M. F. acknowledges funding by the European Research Council (ERC) under H2020 Advanced Grant No. 692670 "FIRSTORM". E. T. acknowledges funding from the European Research Council (ERC) under FP7 Advanced Grant No.320796 "MODPHYSFRICT" , and under Hori-

Appendix A: Details on the lattice relaxation, band structure and phonon calculations

The lattice relaxation and bandstructure calculation procedures are the same as those thoroughly described in Ref. [10], with the exception that now the carbon-carbon intralayer interactions are modelled via the Tersoff potential [75]. The interlayer interactions are modelled via the Kolmogorov-Crespi (KC) potential [76], using the recent parametrization of Ref. 77. Geometric optimizations are performed using the FIRE algorithm [78]. The hopping amplitudes of the tight-binding Hamiltonian are:

$$t(\mathbf{d}) = V_{pp\sigma}(d) \left[\frac{\mathbf{d} \cdot \mathbf{e}_z}{d} \right]^2 + V_{pp\pi}(d) \left[1 - \left(\frac{\mathbf{d} \cdot \mathbf{e}_z}{d} \right)^2 \right], \quad (\text{A1})$$

where $\mathbf{d} = \mathbf{r}_i - \mathbf{r}_j$ is the distance between atom i and j , $d = |\mathbf{d}|$, and \mathbf{e}_z is the unit vector in the direction perpendicular to the graphene planes. The out-of-plane (σ) and in-plane (π) transfer integrals are:

$$V_{pp\sigma}(x) = V_{pp\sigma}^0 e^{-\frac{x-d_0}{r_0}} \quad V_{pp\pi}(x) = V_{pp\pi}^0 e^{-\frac{x-a_0}{r_0}} \quad (\text{A2})$$

where $V_{pp\sigma}^0 = 0.48 \text{ eV}$ and $V_{pp\pi}^0 = -2.8 \text{ eV}$ are values chosen to reproduce ab-initio dispersion curves in AA and AB stacked bilayer graphene, $d_0 = 3.344 \text{ \AA}$ is the starting inter-layer distance, $a_0 = 1.3978 \text{ \AA}$ is the intralayer carbon-carbon distance obtained with the Tersoff potential, and $r_0 = 0.3187 a_0$ is the decay length [5, 26].

We compute phonons in tBLG using the force constants of the non-harmonic potentials $U = U_{\text{Tersoff}} + U_{\text{KC}}$ that we used to relax the structure:

$$C_{\alpha\beta}(il, js) = \frac{\partial^2 U}{\partial R_{\alpha il} \partial R_{\beta js}} \quad (\text{A3})$$

where (i, j) label the atoms in the unit cell, (l, s) the moiré lattice vectors and $\alpha, \beta = x, y, z$. Then, we define the Dynamical Matrix at phonon momentum \mathbf{q} as:

$$D_{\alpha\beta ij}(\mathbf{q}) = \frac{1}{M_C} \sum_l C_{\alpha\beta}(il, j0) e^{-i\mathbf{q}R_l} \quad (\text{A4})$$

where M_C is the carbon atom mass. Using the above relation we determine the eigenvalue equation for the normal modes of the system and the phonon spectrum:

$$\sum_{j\beta} D_{\alpha\beta ij}(\mathbf{q}) \epsilon_{j\beta}(\mathbf{q}) = \omega_{\mathbf{q}}^2 \epsilon_{i\alpha}(\mathbf{q}) \quad (\text{A5})$$

where $\omega_{\mathbf{q}}$ denote the energy of the normal mode $\epsilon(\mathbf{q})$. The phonon dispersion of Bernal stacked bilayer graphene obtained with this method is shown Fig.15. As can be seen, the transverse optical (TO) modes at K are found at $\omega \approx 207 \text{ meV}$. As a consequence, the Jahn-Teller modes discussed in the main text, which vibrate in the same way on the graphene scale, have similar frequency.

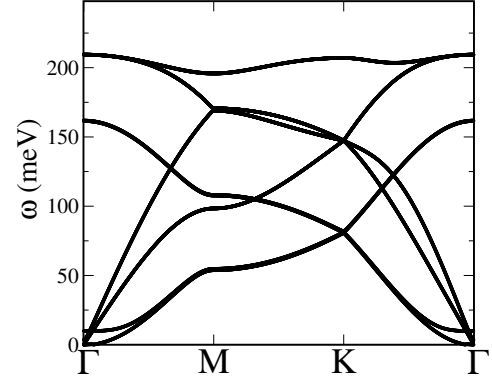


FIG. 15: Phonon dispersion obtained with our choice of intralayer and interlayer potentials in Bernal stacked bilayer graphene.

However, the frequency of the TO modes in graphene is strongly sensitive to the choice of the intralayer potential used [79], so that these modes can be predicted to have frequencies as low as $\approx 170 \text{ meV}$ [80, 81]. This implies that also the JT modes may be observed at a lower frequencies than ours.

Appendix B: Hamiltonian in momentum space

In order to make the invariance under C_{3z} more explicit, we shall use the transformed spinors

$$\begin{pmatrix} \Phi_{+1, \mathbf{k}\sigma} \\ \Phi_{-1, \mathbf{k}\sigma} \end{pmatrix} = \frac{1}{\sqrt{2}} \begin{pmatrix} 1 & -i \\ 1 & +i \end{pmatrix} \begin{pmatrix} \Phi_{s, \mathbf{k}\sigma} \\ \Phi_{p, \mathbf{k}\sigma} \end{pmatrix}, \quad (\text{B1})$$

for the 2d-irreps, which correspond to WOs eigenstates of C_{3z} . Moreover, it is convenient to transform also the spinors $\Psi_{\mathbf{k}\sigma}$ of the 1d-irreps in the same way, i.e.,

$$\begin{pmatrix} \Psi_{+1, \mathbf{k}\sigma} \\ \Psi_{-1, \mathbf{k}\sigma} \end{pmatrix} = \frac{1}{\sqrt{2}} \begin{pmatrix} 1 & -i \\ 1 & +i \end{pmatrix} \begin{pmatrix} \Psi_{s, \mathbf{k}\sigma} \\ \Psi_{p, \mathbf{k}\sigma} \end{pmatrix}, \quad (\text{B2})$$

which correspond to WOs still invariant under C_{3z} but not under C_{2x} , whose representation both in $\Psi_{\mathbf{k}\sigma}$ and $\Phi_{\mathbf{k}\sigma}$ becomes the Pauli matrix μ_1 . In conclusion the spinor operators defined above satisfy

$$\begin{aligned} C_{3z}(\Phi_{\mathbf{k}\sigma}) &= \begin{pmatrix} \omega & 0 \\ 0 & \omega^* \end{pmatrix} \Phi_{C_{3z}(\mathbf{k})\sigma}, \\ C_{3z}(\Psi_{\mathbf{k}\sigma}) &= \Psi_{C_{3z}(\mathbf{k})\sigma}, \\ C_{2x}(\Phi_{\mathbf{k}\sigma}) &= \mu_1 \Phi_{C_{3z}(\mathbf{k})\sigma}, \\ C_{2x}(\Psi_{\mathbf{k}\sigma}) &= \mu_1 \Psi_{C_{3z}(\mathbf{k})\sigma}. \end{aligned} \quad (\text{B3})$$

We shall, for simplicity, consider only nearest and next nearest neighbour hopping between AB and BA region,

which correspond to the following functions in momentum space:

$$\begin{aligned}\gamma_1(\mathbf{k}) &= \alpha_{\mathbf{k}} \left(1 + e^{-i\mathbf{k}\cdot\mathbf{a}} + e^{-i\mathbf{k}\cdot\mathbf{b}} \right), \\ \gamma_{1,+1}(\mathbf{k}) &= \alpha_{\mathbf{k}} \left(1 + \omega e^{-i\mathbf{k}\cdot\mathbf{a}} + \omega^* e^{-i\mathbf{k}\cdot\mathbf{b}} \right), \\ \gamma_{1,-1}(\mathbf{k}) &= \alpha_{\mathbf{k}} \left(1 + \omega^* e^{-i\mathbf{k}\cdot\mathbf{a}} + \omega e^{-i\mathbf{k}\cdot\mathbf{b}} \right),\end{aligned}\quad (\text{B4})$$

for first neighbours, and

$$\begin{aligned}\gamma_2(\mathbf{k}) &= \alpha_{\mathbf{k}} \left(e^{i\mathbf{k}\cdot(\mathbf{a}-\mathbf{b})} + e^{-i\mathbf{k}\cdot(\mathbf{a}-\mathbf{b})} + e^{-i\mathbf{k}\cdot(\mathbf{a}+\mathbf{b})} \right), \\ \gamma_{2,+1}(\mathbf{k}) &= \alpha_{\mathbf{k}} \left(\omega e^{i\mathbf{k}\cdot(\mathbf{a}-\mathbf{b})} + \omega^* e^{-i\mathbf{k}\cdot(\mathbf{a}-\mathbf{b})} + e^{-i\mathbf{k}\cdot(\mathbf{a}+\mathbf{b})} \right), \\ \gamma_{2,-1}(\mathbf{k}) &= \alpha_{\mathbf{k}} \left(\omega^* e^{i\mathbf{k}\cdot(\mathbf{a}-\mathbf{b})} + \omega e^{-i\mathbf{k}\cdot(\mathbf{a}-\mathbf{b})} + e^{-i\mathbf{k}\cdot(\mathbf{a}+\mathbf{b})} \right),\end{aligned}\quad (\text{B5})$$

for second neighbours, where $\omega = e^{i2\pi/3}$, $\alpha_{\mathbf{k}} = e^{i\mathbf{k}\cdot(\mathbf{a}+\mathbf{b})/3}$, and the lattice constants $\mathbf{a} = (\sqrt{3}/2, -1/2)$ and $\mathbf{b} = (\sqrt{3}/2, 1/2)$. Since

$$\begin{aligned}C_{3z}(\mathbf{a}) &= \mathbf{b} - \mathbf{a}, & C_{3z}(\mathbf{b}) &= -\mathbf{a}, \\ C_{2x}(\mathbf{a}) &= \mathbf{b}, & C_{2x}(\mathbf{b}) &= \mathbf{a},\end{aligned}\quad (\text{B6})$$

then, for $n = 1, 2$,

$$\begin{aligned}\gamma_n(C_{3z}(\mathbf{k})) &= \gamma_n(\mathbf{k}), \\ \gamma_{n,\pm 1}(C_{3z}(\mathbf{k})) &= \omega^{\pm 1} \gamma_{n,\pm 1}(\mathbf{k}), \\ \gamma_n(C_{2x}(\mathbf{k})) &= \gamma_n(\mathbf{k}), \\ \gamma_{n,\pm 1}(C_{2x}(\mathbf{k})) &= \gamma_{n,\mp 1}(\mathbf{k}),\end{aligned}\quad (\text{B7})$$

which shows that $\gamma_{n,\pm 1}(\mathbf{k})$ transform like the 2d-irrep E .

We assume the following tight-binding Hamiltonian for the 1d-irreps

$$\begin{aligned}H_{1d-1d} &= \sum_{\mathbf{k}\sigma} \left[-\Delta \Psi_{\mathbf{k}\sigma}^\dagger \sigma_0 \mu_1 \tau_0 \Psi_{\mathbf{k}\sigma} \right. \\ &\quad \left. - \sum_{n=1,2} t_{11}^{(n)} \left(\gamma_n(\mathbf{k}) \Psi_{\mathbf{k}\sigma}^\dagger \sigma^+ \mu_0 \tau_0 \Psi_{\mathbf{k}\sigma} + H.c. \right) \right],\end{aligned}\quad (\text{B8})$$

where $t_{11}^{(1)}$ and $t_{11}^{(2)}$ are the first and second neighbour hopping amplitudes, respectively, which we assume to be

real.

The 2d-irreps have instead the Hamiltonian

$$\begin{aligned}H_{2d-2d} &= - \sum_{\mathbf{k}\sigma} \sum_{n=1}^2 \left[t_{22}^{(n)} \gamma_n(\mathbf{k}) \Phi_{\mathbf{k}\sigma}^\dagger \sigma^+ \mu_0 \tau_0 \Phi_{\mathbf{k}\sigma} \right. \\ &\quad \left. + g_{22}^{(n)} \Phi_{\mathbf{k}\sigma}^\dagger \sigma^+ \hat{\gamma}_n(\mathbf{k}) \mu_1 \tau_0 \Phi_{\mathbf{k}\sigma} + H.c. \right],\end{aligned}\quad (\text{B9})$$

with real hopping amplitudes, where

$$\hat{\gamma}_n(\mathbf{k}) = \begin{pmatrix} \gamma_{n,+1}(\mathbf{k}) & 0 \\ 0 & \gamma_{n,-1}(\mathbf{k}) \end{pmatrix}. \quad (\text{B10})$$

Finally, the coupling between 1d and 2d irreps is represented by the Hamiltonian

$$\begin{aligned}H_{1d-2d} &= - \sum_{\mathbf{k}\sigma} \sum_{n=1}^2 t_{12}^{(n)} \left[\Phi_{\mathbf{k}\sigma}^\dagger \sigma^+ \mu_1 \hat{\gamma}_n(\mathbf{k}) \mu_1 \tau_0 \Psi_{\mathbf{k}\sigma} \right. \\ &\quad + \Psi_{\mathbf{k}\sigma}^\dagger \sigma^+ \hat{\gamma}_n(\mathbf{k}) \tau_0 \Phi_{\mathbf{k}\sigma} \\ &\quad + i \Phi_{\mathbf{k}\sigma}^\dagger \sigma^+ \mu_1 \hat{\gamma}_n(\mathbf{k}) \tau_3 \Psi_{\mathbf{k}\sigma} \\ &\quad \left. + i \Psi_{\mathbf{k}\sigma}^\dagger \sigma^+ \mu_1 \hat{\gamma}_n(\mathbf{k}) \tau_3 \Phi_{\mathbf{k}\sigma} + H.c. \right],\end{aligned}\quad (\text{B11})$$

with real $t_{12}^{(n)}$.

The Hamiltonian thus reads

$$H = H_{1d-1d} + H_{2d-2d} + H_{1d-2d}, \quad (\text{B12})$$

which, through the equations (B3) and (B7), can be readily shown to be invariant under C_{3z} and C_{2x} , and is evidently also invariant under the $U_v(1)$ generator τ_3 . In addition, the Hamiltonian must be also invariant under TC_{2z} , where T is the time reversal operator. Noting that

$$\begin{aligned}TC_{2z}(\Phi_{\mathbf{k}\sigma}) &= \sigma_1 \mu_1 \Phi_{\mathbf{k}-\sigma}, \\ TC_{2z}(\Psi_{\mathbf{k}\sigma}) &= \sigma_1 \mu_1 \Psi_{\mathbf{k}-\sigma},\end{aligned}\quad (\text{B13})$$

one can show that H in (B12) is also invariant under that symmetry.

The model Hamiltonian thus depends on eight parameters. The FBs shown in Fig. 12 have been obtained choosing: $\Delta = 10$, $t_{11}^1 = 2$, $t_{22}^1 = 5$, $g_{22}^1 = 10$, $t_{22}^2 = g_{22}^2 = -t_{11}^2 = 1.2$, $t_{12}^1 = 2$ and $t_{12}^2 = 0.5$.

[1] Y. Cao, V. Fatemi, A. Demir, S. Fang, S. L. Tomarken, J. Y. Luo, J. D. Sanchez-Yamagishi, K. Watanabe, T. Taniguchi, E. Kaxiras, et al., Nature **556**,

80 EP (2018), URL <http://dx.doi.org/10.1038/nature26154>.

[2] Y. Cao, V. Fatemi, S. Fang, K. Watanabe, T. Taniguchi,

- E. Kaxiras, and P. Jarillo-Herrero, *Nature* **556**, 43 EP (2018), URL <http://dx.doi.org/10.1038/nature26160>.
- [3] M. Yankowitz, S. Chen, H. Polshyn, K. Watanabe, T. Taniguchi, D. Graf, A. F. Young, and C. R. Dean, *ArXiv e-prints* (2018), 1808.07865.
- [4] X. Lu, P. Stepanov, W. Yang, M. Xie, M. A. Aamir, I. Das, C. Urgell, K. Watanabe, T. Taniguchi, G. Zhang, et al., *arXiv e-prints arXiv:1903.06513* (2019), 1903.06513.
- [5] G. Trambly de Laissardière, D. Mayou, and L. Magaud, *Nano Letters* **10**, 804 (2010), pMID: 20121163, <https://doi.org/10.1021/nl902948m>, URL <https://doi.org/10.1021/nl902948m>.
- [6] G. Trambly de Laissardière, D. Mayou, and L. Magaud, *Phys. Rev. B* **86**, 125413 (2012), URL <https://link.aps.org/doi/10.1103/PhysRevB.86.125413>.
- [7] S. Shallcross, S. Sharma, E. Kandelaki, and O. A. Pankratov, *Phys. Rev. B* **81**, 165105 (2010), URL <https://link.aps.org/doi/10.1103/PhysRevB.81.165105>.
- [8] A. O. Sboychakov, A. L. Rakhmanov, A. V. Rozhkov, and F. Nori, *Phys. Rev. B* **92**, 075402 (2015), URL <https://link.aps.org/doi/10.1103/PhysRevB.92.075402>.
- [9] E. Suárez Morell, J. D. Correa, P. Vargas, M. Pacheco, and Z. Barticevic, *Phys. Rev. B* **82**, 121407 (2010), URL <https://link.aps.org/doi/10.1103/PhysRevB.82.121407>.
- [10] M. Angeli, D. Mandelli, A. Valli, A. Amaricci, M. Capone, E. Tosatti, and M. Fabrizio, *Phys. Rev. B* **98**, 235137 (2018), URL <https://link.aps.org/doi/10.1103/PhysRevB.98.235137>.
- [11] R. Bistritzer and A. H. MacDonald, *Proceedings of the National Academy of Sciences* **108**, 12233 (2011), ISSN 0027-8424, <http://www.pnas.org/content/108/30/12233.full.pdf>, URL <http://www.pnas.org/content/108/30/12233>.
- [12] G. Tarnopolsky, A. J. Kruchkov, and A. Vishwanath, *arXiv e-prints arXiv:1808.05250* (2018), 1808.05250.
- [13] Z. Song, Z. Wang, W. Shi, G. Li, C. Fang, and B. A. Bernevig, *ArXiv e-prints* (2018), 1807.10676.
- [14] P. Lucignano, D. Alfè, V. Cataudella, D. Ninno, and G. Cantele, *arXiv e-prints arXiv:1902.02690* (2019), 1902.02690.
- [15] J. Kang and O. Vafek, *arXiv e-prints arXiv:1810.08642* (2018), 1810.08642.
- [16] A. Kerelsky, L. McGilly, D. M. Kennes, L. Xian, M. Yankowitz, S. Chen, K. Watanabe, T. Taniguchi, J. Hone, C. Dean, et al., *arXiv e-prints arXiv:1812.08776* (2018), 1812.08776.
- [17] Y. Choi, J. Kemmer, Y. Peng, A. Thomson, H. Arora, R. Polski, Y. Zhang, H. Ren, J. Alicea, G. Refael, et al., *arXiv e-prints arXiv:1901.02997* (2019), 1901.02997.
- [18] H. Polshyn, M. Yankowitz, S. Chen, Y. Zhang, K. Watanabe, T. Taniguchi, C. R. Dean, and A. F. Young, *arXiv e-prints arXiv:1902.00763* (2019), 1902.00763.
- [19] Y. Cao, D. Chowdhury, D. Rodan-Legrain, O. Rubies-Bigordà, K. Watanabe, T. Taniguchi, T. Senthil, and P. Jarillo-Herrero, *arXiv e-prints arXiv:1901.03710* (2019), 1901.03710.
- [20] S. L. Tomarken, Y. Cao, A. Demir, K. Watanabe, T. Taniguchi, P. Jarillo-Herrero, and R. C. Ashoori, *arXiv e-prints arXiv:1903.10492* (2019), 1903.10492.
- [21] T. O. Wehling, E. Şaşoğlu, C. Friedrich, A. I. Lichtenstein, M. I. Katsnelson, and S. Blügel, *Phys. Rev. Lett.* **106**, 236805 (2011), URL <https://link.aps.org/doi/10.1103/PhysRevLett.106.236805>.
- [22] H. C. Po, L. Zou, A. Vishwanath, and T. Senthil, *Phys. Rev. X* **8**, 031089 (2018), URL <https://link.aps.org/doi/10.1103/PhysRevX.8.031089>.
- [23] M. Xie and A. H. MacDonald, *arXiv e-prints arXiv:1812.04213* (2018), 1812.04213.
- [24] Y.-Z. You and A. Vishwanath, *arXiv e-prints arXiv:1805.06867* (2018), 1805.06867.
- [25] X. Gu, C. Chen, J. N. Leaw, E. Laksono, V. M. Pereira, G. Vignale, and S. Adam, *arXiv e-prints arXiv:1902.00029* (2019), 1902.00029.
- [26] N. N. T. Nam and M. Koshino, *Phys. Rev. B* **96**, 075311 (2017), URL <https://link.aps.org/doi/10.1103/PhysRevB.96.075311>.
- [27] S. Carr, S. Fang, P. Jarillo-Herrero, and E. Kaxiras, *Phys. Rev. B* **98**, 085144 (2018), URL <https://link.aps.org/doi/10.1103/PhysRevB.98.085144>.
- [28] S. Carr, S. Fang, Z. Zhu, and E. Kaxiras, *arXiv e-prints arXiv:1901.03420* (2019), 1901.03420.
- [29] Y. W. Choi and H. J. Choi, *ArXiv e-prints* (2018), 1809.08407.
- [30] F. Wu, E. Hwang, and S. Das Sarma, *arXiv e-prints arXiv:1811.04920* (2018), 1811.04920.
- [31] I. Yudhistira, N. Chakraborty, G. Sharma, D. Y. H. Ho, E. Laksono, O. P. Sushkov, G. Vignale, and S. Adam, *arXiv e-prints arXiv:1902.01405* (2019), 1902.01405.
- [32] R. Englman, *The Jahn Teller Effect in Molecules and Crystals* (Wiley, London, 1972).
- [33] L. Rademaker and P. Mellado, *Phys. Rev. B* **98**, 235158 (2018), URL <https://link.aps.org/doi/10.1103/PhysRevB.98.235158>.
- [34] L. Zou, H. C. Po, A. Vishwanath, and T. Senthil, *Phys. Rev. B* **98**, 085435 (2018), URL <https://link.aps.org/doi/10.1103/PhysRevB.98.085435>.
- [35] J. Kang and O. Vafek, *Phys. Rev. X* **8**, 031088 (2018), URL <https://link.aps.org/doi/10.1103/PhysRevX.8.031088>.
- [36] H. C. Po, L. Zou, T. Senthil, and A. Vishwanath, *arXiv e-prints arXiv:1808.02482* (2018), 1808.02482.
- [37] M. Koshino, N. F. Q. Yuan, T. Koretsune, M. Ochi, K. Kuroki, and L. Fu, *Phys. Rev. X* **8**, 031087 (2018), URL <https://link.aps.org/doi/10.1103/PhysRevX.8.031087>.
- [38] N. F. Q. Yuan and L. Fu, *Phys. Rev. B* **98**, 045103 (2018), URL <https://link.aps.org/doi/10.1103/PhysRevB.98.045103>.
- [39] H. Yoo, K. Zhang, R. Engelke, P. Cazeaux, S. H. Sung, R. Hovden, A. W. Tsen, T. Taniguchi, K. Watanabe, G.-C. Yi, et al., *ArXiv e-prints* (2018), 1804.03806.
- [40] K. Zhang and E. B. Tadmor, *Journal of the Mechanics and Physics of Solids* **112**, 225 (2018), ISSN 0022-5096, URL <http://www.sciencedirect.com/science/article/pii/S0022509617310153>.
- [41] K. Uchida, S. Furuya, J.-I. Iwata, and A. Oshiyama, *Phys. Rev. B* **90**, 155451 (2014), URL <https://link.aps.org/doi/10.1103/PhysRevB.90.155451>.
- [42] S. Dai, Y. Xiang, and D. J. Srolovitz, *Nano Letters* **16**, 5923 (2016), pMID: 27533089, <https://doi.org/10.1021/acs.nanolett.6b02870>, URL <https://doi.org/10.1021/acs.nanolett.6b02870>.
- [43] S. K. Jain, V. Jurić, and G. T. Barkema, *2D Materials* **4**, 015018 (2017), URL <http://stacks.iop.org/>

- 2053-1583/4/i=1/a=015018.
- [44] F. Gargiulo and O. V. Yazyev, 2D Materials **5**, 015019 (2018), URL <http://stacks.iop.org/2053-1583/5/i=1/a=015019>.
 - [45] F. Guinea and N. R. Walet, arXiv e-prints arXiv:1903.00364 (2019), 1903.00364.
 - [46] H. C. Po, H. Watanabe, and A. Vishwanath, Phys. Rev. Lett. **121**, 126402 (2018), URL <https://link.aps.org/doi/10.1103/PhysRevLett.121.126402>.
 - [47] J. Liu, J. Liu, and X. Dai, arXiv e-prints arXiv:1810.03103 (2018), 1810.03103.
 - [48] A. Jorio, L. G. CanÃgado, and L. M. Malard, *Vibrations in Graphene* (Cambridge University Press, 2017), p. 71Ã§89.
 - [49] A. I. Cocemasov, D. L. Nika, and A. A. Balandin, Phys. Rev. B **88**, 035428 (2013), URL <https://link.aps.org/doi/10.1103/PhysRevB.88.035428>.
 - [50] R. Englman, *The Jahn-Teller Effect in Molecules and Crystals*, Interscience Monographs and Texts in Physics and Astronomy (Wiley-Interscience, 1972), ISBN 9780471241683, URL <https://books.google.it/books?id=6BjztFabbAsC>.
 - [51] M. Fabrizio, M. Airoldi, and E. Tosatti, Phys. Rev. B **53**, 12086 (1996), URL <https://link.aps.org/doi/10.1103/PhysRevB.53.12086>.
 - [52] M. Fabrizio and E. Tosatti, Phys. Rev. B **55**, 13465 (1997), URL <https://link.aps.org/doi/10.1103/PhysRevB.55.13465>.
 - [53] M. Capone, M. Fabrizio, C. Castellani, and E. Tosatti, Phys. Rev. Lett. **93**, 047001 (2004), URL <https://link.aps.org/doi/10.1103/PhysRevLett.93.047001>.
 - [54] C. Xu and L. Balents, Phys. Rev. Lett. **121**, 087001 (2018), URL <https://link.aps.org/doi/10.1103/PhysRevLett.121.087001>.
 - [55] G. Baskaran, arXiv e-prints arXiv:1804.00627 (2018), 1804.00627.
 - [56] J. F. Dodaro, S. A. Kivelson, Y. Schattner, X. Q. Sun, and C. Wang, Physical Review B **98**, 075154 (2018), 1804.03162.
 - [57] H. Isobe, N. F. Q. Yuan, and L. Fu, Phys. Rev. X **8**, 041041 (2018), URL <https://link.aps.org/doi/10.1103/PhysRevX.8.041041>.
 - [58] D. M. Kennes, J. Lischner, and C. Karrasch, Physical Review B **98**, 241407 (2018), 1805.06310.
 - [59] C.-C. Liu, L.-D. Zhang, W.-Q. Chen, and F. Yang, Phys. Rev. Lett. **121**, 217001 (2018), 1804.10009.
 - [60] Y.-H. Zhang, D. Mao, Y. Cao, P. Jarillo-Herrero, and T. Senthil, Physical Review B **99**, 075127 (2019), 1805.08232.
 - [61] M. Fidrysiak, M. Zegrodnik, and J. Spalek, Phys. Rev. B **98**, 085436 (2018), URL <https://link.aps.org/doi/10.1103/PhysRevB.98.085436>.
 - [62] E. Laksono, J. N. Leaw, A. Reaves, M. Singh, X. Wang, S. Adam, and X. Gu, Solid State Communications **282**, 38 (2018), 1808.04829.
 - [63] Y. Su and S.-Z. Lin, Physical Review B **98**, 195101 (2018), 1807.02196.
 - [64] J. González and T. Stauber, Phys. Rev. Lett. **122**, 026801 (2019), URL <https://link.aps.org/doi/10.1103/PhysRevLett.122.026801>.
 - [65] J. González and T. Stauber, arXiv e-prints arXiv:1903.01376 (2019), 1903.01376.
 - [66] B. Roy and V. Juričić, Phys. Rev. B **99**, 121407 (2019), URL <https://link.aps.org/doi/10.1103/PhysRevB.99.121407>.
 - [67] L. Classen, C. Honerkamp, and M. M. Scherer, arXiv e-prints arXiv:1902.05350 (2019), 1902.05350.
 - [68] H. Guo, X. Zhu, S. Feng, and R. T. Scalettar, Physical Review B **97**, 235453 (2018), 1804.00159.
 - [69] T. Huang, L. Zhang, and T. Ma, arXiv e-prints arXiv:1804.06096 (2018), 1804.06096.
 - [70] Y.-P. Lin and R. M. Nandkishore, arXiv e-prints arXiv:1901.00500 (2019), 1901.00500.
 - [71] F. Wu, A. H. MacDonald, and I. Martin, Phys. Rev. Lett. **121**, 257001 (2018), URL <https://link.aps.org/doi/10.1103/PhysRevLett.121.257001>.
 - [72] B. Lian, Z. Wang, and B. A. Bernevig, arXiv e-prints arXiv:1807.04382 (2018), 1807.04382.
 - [73] M. Sigrist and K. Ueda, Rev. Mod. Phys. **63**, 239 (1991), URL <https://link.aps.org/doi/10.1103/RevModPhys.63.239>.
 - [74] V. Kozii, H. Isobe, J. W. F. Venderbos, and L. Fu, arXiv e-prints arXiv:1810.04159 (2018), 1810.04159.
 - [75] L. Lindsay and D. A. Broido, Phys. Rev. B **81**, 205441 (2010), URL <https://link.aps.org/doi/10.1103/PhysRevB.81.205441>.
 - [76] A. N. Kolmogorov and V. H. Crespi, Phys. Rev. B **71**, 235415 (2005), URL <https://link.aps.org/doi/10.1103/PhysRevB.71.235415>.
 - [77] W. Ouyang, D. Mandelli, M. Urbakh, and O. Hod, Nano Letters **18**, 6009 (2018), pMID: 30109806, <https://doi.org/10.1021/acs.nanolett.8b02848>, URL <https://doi.org/10.1021/acs.nanolett.8b02848>.
 - [78] E. Bitzek, P. Koskinen, F. Gähler, M. Moseler, and P. Gumbsch, Phys. Rev. Lett. **97**, 170201 (2006), URL <https://link.aps.org/doi/10.1103/PhysRevLett.97.170201>.
 - [79] E. Koukaras, G. Kalosakas, C. Galiotis, and K. Papagelis, Scientific Reports **5**, 12923 (2015).
 - [80] D. L. Nika and A. A. Balandin, Journal of Physics Condensed Matter **24**, 233203 (2012), 1203.4282.
 - [81] D. M. Basko and I. L. Aleiner, Phys. Rev. B **77**, 041409 (2008), URL <https://link.aps.org/doi/10.1103/PhysRevB.77.041409>.