

# Compressing deep neural networks by matrix product operators

Ze-Feng Gao,<sup>1</sup> Song Cheng,<sup>2,3</sup> Rong-Qiang He,<sup>1</sup> Z. Y. Xie,<sup>1,\*</sup> Hui-Hai Zhao,<sup>4,†</sup> Zhong-Yi Lu,<sup>1,‡</sup> and Tao Xiang<sup>2,3,§</sup>

<sup>1</sup>*Department of Physics, Renmin University of China, Beijing 100872, China*

<sup>2</sup>*Institute of Physics, Chinese Academy of Sciences, Beijing 100190, China*

<sup>3</sup>*University of Chinese Academy of Sciences, Beijing, 100049, China*

<sup>4</sup>*RIKEN Brain Science Institute, Hirosawa, Wako-shi, Saitama, 351-0106, Japan*

A deep neural network is a parameterization of a multi-layer mapping of signals in terms of many alternatively arranged linear and nonlinear transformations. The linear transformations, which are generally used in the fully-connected as well as convolutional layers, contain most of the variational parameters that are trained and stored. Compressing a deep neural network to reduce its number of variational parameters but not its prediction power is an important but challenging problem towards the establishment of an optimized scheme in training efficiently these parameters and in lowering the risk of overfitting. Here we show that this problem can be effectively solved by representing linear transformations with matrix product operators (MPO). We have tested this approach in five main neural networks, including FC2, LeNet-5, VGG, ResNet, and DenseNet on two widely used datasets, namely MNIST and CIFAR-10, and found that this MPO representation indeed sets up a faithful and efficient mapping between input and output signals, which can keep or even improve the prediction accuracy with dramatically reduced number of parameters.

## I. INTRODUCTION

Deep neural networks<sup>1-12</sup> are important tools of artificial intelligence. Their applications in many computing tasks, for examples, in the famous ImageNet Large Scale Visual Recognition Challenge (ILSVRC)<sup>13</sup>, large vocabulary continuous speech recognition<sup>14</sup>, and natural language processing<sup>15</sup>, have achieved great success. They have become the most popular and dominant machine learning approaches<sup>16</sup> that are used in almost all recognition and detection tasks<sup>4,17</sup>, including but not limited to, language translation<sup>18</sup>, sentiment analysis<sup>19</sup>, segmentation and reconstruction<sup>21</sup>, drug activity prediction<sup>20</sup>, feature identification in big data<sup>22</sup>, and have attracted increasing attentions from almost all natural science and engineering communities, including mathematics<sup>24,25</sup>, physics<sup>26-30</sup>, biology<sup>21,23</sup>, and material science<sup>31</sup>.

A deep feedforward neural network sets up a mapping between a set of input signals, such as images, and a set of output signals, say categories, through a multi-layer transformation,  $\mathcal{F}$ , which is represented as a composition of many alternatively arranged linear ( $\mathcal{L}$ ) and nonlinear ( $\mathcal{N}$ ) mappings<sup>32,33</sup>. More specifically, an  $n$ -layer neural network  $\mathcal{F}$  is a sequential product of alternating linear and nonlinear transformations:

$$\mathcal{F} = \mathcal{N}_n \mathcal{L}_n \cdots \mathcal{N}_2 \mathcal{L}_2 \mathcal{N}_1 \mathcal{L}_1 \quad (1)$$

The linear mappings contain most of the variational parameters that need to be determined. The nonlinear mappings, which contain almost no free parameters, are realized by some operations known as activations, including Rectified Linear Unit (ReLU), softmax, and so on.

A linear layer maps an input vector  $\mathbf{x}$  of dimension  $N_x$  to an output vector  $\mathbf{y}$  of dimension  $N_y$  via a linear transformation characterized by a weight matrix  $W$

$$\mathbf{y} = W\mathbf{x} + \mathbf{b}. \quad (2)$$

A fully-connected layer plays the role as a global linear transformation, in which each output element is a weighted summation of all input elements, and  $W$  is a full matrix. A convolutional layer<sup>2</sup> represents a local linear transformation, in the

sense that each element in the output is a weighted summation of a small portion of the elements, which form a local cluster, in the input. The variational weights of this local cluster form a dense convolutional kernel, which is designated to extract some specific features. To maintain good performance, different kernels are used to extract different features. A graphical representation of  $W$  is shown in Fig. 1(a).

Usually, the number of elements or neurons,  $N_x$  and  $N_y$ , are very large, and thus there are a huge number of parameters to be determined in a fully-connected layer<sup>10</sup>. The convolutional layer reduces the variational parameters by grouping the input elements into many partially overlapped kernels, and one output element is connected to one kernel. The number of variational parameters in a convolutional layer is determined by the number of kernels and the size of each kernel. It could be much less than that in a fully-connected layer. However, the total number of parameters in all the convolutional layers can still be very large in a deep neural network which contains many convolutional layers<sup>11</sup>. To train and store these parameters raises a big challenge in this field. First, it is time consuming to train and optimize these parameters, and may even increase the probability of overfitting. This would limit the generalization power of deep neural networks. Second, it needs a big memory space to store these parameters. This would limit its applications where the space of hard disk is strongly confined, for example, on mobile terminals.

However, the linear transformations in a commonly used deep neural network have a number of features which may allow us to simplify their representations. In a fully-connected layer, for example, it is well known that the rank of the weight matrix is strongly restricted<sup>34-36</sup>, due to short-range correlations or entanglements among the input pixels. This suggests that we can safely use a lower-rank matrix to represent this layer without affecting its prediction power. In a convolutional layer, the correlations of images are embedded in the kernels, whose sizes are generally very small in comparison with the whole image size. This implies that the “extracted features” from this convolution can be obtained from very local clusters. In both cases, a dense weight matrix is not absolutely

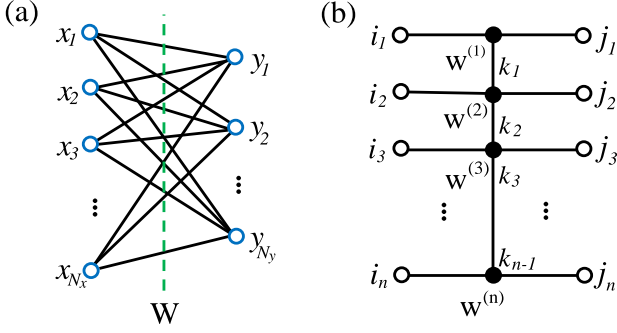


FIG. 1. (a) Graphical representation of the weight matrix  $W$  in a fully-connected layer. The blue circles represent neurons, e.g., pixels. The solid line connecting an input neuron  $x_i$  with output neuron  $y_j$  represents the weight element  $W_{ji}$ . (b) MPO factorization of the weight matrix  $W$ . The local operators  $w^{(k)}$  are represented by filled circles. The hollow circles denote the input and output indices,  $i_l$  and  $j_l$ , respectively. Given  $i_k$  and  $j_k$ ,  $w^{(k)}[j_k, i_k]$  is a matrix.

necessary in order to perform a faithful linear transformation. This peculiar feature of linear transformations results from the fact that the information hidden in a dataset is just short-range correlated. Thus to reveal accurately the intrinsic features of a dataset, it is sufficient to use a simplified representation that catches more accurately the key features of local correlations. This motivates us to adopt matrix product operators (MPO)<sup>37,38</sup>, which is a commonly used approach to represent effectively a higher-order tensor or Hamiltonian with short-range interactions, to represent linear transformation matrices in deep neural networks. The application of MPO in condensed matter physics and quantum information science has achieved great successes<sup>39,40</sup> in the past decade.

In a quantum many-body system, the Hamiltonian or any other physical operator can be expressed as a higher-order tensor in the space spanned by the local basis states<sup>41</sup>. An MPO is simply a tensor-train approximation<sup>42,43</sup> that is used to factorize a higher-order tensor into a sequential product of the so-called local tensors. Nevertheless, it provides an efficient and faithful representation of the systems with short-range interactions whose entanglement entropies are upper bounded<sup>44</sup>, or equivalently the systems with finite excitation gaps in the ground states. To represent exactly a quantum many-body system, the total number of parameters that need to be introduced should in principle grow exponentially with the system size (or the size of each “image” in the language of neural network). However, using the MPO representation, the number of variational parameters needed is greatly reduced since the number of parameters contained in an MPO just grows linearly with the system size<sup>45</sup>.

To construct the MPO representation of a weight matrix  $W$ , we first reshape it into a  $2n$ -indexed tensor

$$W_{yx} = W_{j_1 j_2 \dots j_n, i_1 i_2 \dots i_n}. \quad (3)$$

Here, the one-dimensional coordinate  $x$  of the input signal  $\mathbf{x}$  with dimension  $N_x$  is reshaped into a coordinate in a  $n$ -dimensional space, labelled by  $(i_1 i_2 \dots i_n)$ . Hence, there

is a one-to-one mapping between  $x$  and  $(i_1 i_2 \dots i_n)$ . Similarly, the one-dimensional coordinate  $y$  of the output signal  $\mathbf{y}$  with dimension  $N_y$  is also reshaped into a coordinate in a  $n$ -dimensional space, and there is a one-to-one correspondence between  $y$  and  $(j_1 j_2 \dots j_n)$ . If  $I_k$  and  $J_k$  are the dimensions of  $i_k$  and  $j_k$ , respectively, then

$$\prod_{k=1}^n I_k = N_x, \quad \prod_{k=1}^n J_k = N_y. \quad (4)$$

The index decomposition in Eq. (3) is not unique. One should in principle decompose the input and output vectors such that the test accuracy is the highest. However, to test all possible decompositions is time consuming. For the results presented in this work, we have done the decomposition just by convenience.

The MPO representation of  $W$  is obtained by factorizing it into a product of  $n$  local tensors

$$W_{j_1 \dots j_n, i_1 \dots i_n} = \text{Tr} \left( w^{(1)}[j_1, i_1] w^{(2)}[j_2, i_2] \dots w^{(n)}[j_n, i_n] \right) \quad (5)$$

where  $w^{(k)}[j_k, i_k]$  is a  $D_{k-1} \times D_k$  matrix with  $D_k$  the virtual basis dimension on the bond linking  $w^{(k)}$  and  $w^{(k+1)}$  with  $D_0 = D_n = 1$ . For convenience in the discussion below, we assume  $D_k = D$  for all  $k$  except  $k = 0$  or  $n$ . A graphical representation of this MPO is shown in Fig. 1(b).

In this MPO representation, the tensor elements of  $w^{(k)}$  are variational parameters. The number of parameters increases with the increase of the virtual bond dimension  $D$ . Hence  $D$  serves as a tunable parameter that controls the expressive power.

## II. RESULTS

Here we show the results obtained with the MPO representation in five kinds of neural networks on two datasets, i.e., FC2<sup>46</sup> and LeNet-5<sup>2</sup> on the MNIST dataset<sup>47</sup>, VGG<sup>10</sup>, ResNet<sup>11</sup>, and DenseNet<sup>12</sup> on the CIFAR-10 dataset<sup>48</sup>. Among them, FC2 and LeNet-5 are relatively shallow in the depth of network. VGG, Residual CNN (ResNet), and Dense CNN (DenseNet) are deeper neural networks.

For convenience, we use MPO-Net to represent a deep neural network with all or partial linear layers being represented by MPO. Moreover, we denote an MPO, defined by Eq. (5), as

$$M_{I_1, I_2, \dots, I_n}^{J_1, J_2, \dots, J_n}(D). \quad (6)$$

To quantify the compressibility of MPO-net with respect to a neural network, we define its compression ratio  $\rho$  as

$$\rho = \frac{\sum_l N_{\text{mpo}}^{(l)}}{\sum_l N_{\text{ori}}^{(l)}} \quad (7)$$

where  $\sum_l$  is to sum over the linear layers whose transformation tensors are replaced by MPO.  $N_{\text{ori}}^{(l)}$  and  $N_{\text{mpo}}^{(l)}$  are the number of parameters in the  $l$ -th layer in the original and MPO representations, respectively. The smaller is the compression ratio, the

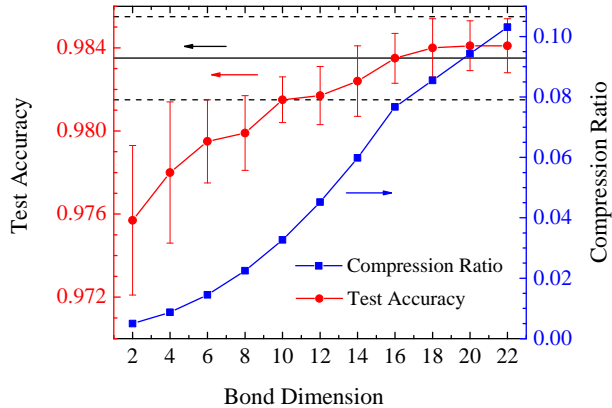


FIG. 2. Performance of the MPO representations in FC2 on MNIST. The solid straight line denotes the test accuracy obtained by the normal FC2,  $98.35\% \pm 0.2\%$ , and the dashed straight lines are plotted to indicate its error bar.

fewer number of parameters is used in the MPO representation.

Furthermore, to examine the performance of a given neural network, we train the network  $m$  times independently to obtain a test accuracy  $a$  with a standard deviation  $\sigma$  defined by

$$a = \bar{a} \pm \sigma, \quad (8)$$

$$\sigma = \frac{1}{\sqrt{m-1}} \left[ \sum_{i=1}^m (a_i - \bar{a})^2 \right]^{1/2} \quad (9)$$

where  $a_i$  is the test accuracy of the  $i$ -th training procedure.  $\bar{a}$  is the average of  $a_i$ . The results presented in this work are obtained with  $m = 5$ .

### A. MNIST dataset

We start from the identification of handwritten digits in the MNIST dataset<sup>47</sup>, which consists of 60,000 digits for training and 10,000 digits for testing. Each image is a square of  $28 \times 28$  grayscale pixels, and all the images are divided into 10 classes corresponding to numbers 0~9, respectively.

#### 1. FC2

We first test the MPO representation in the simplest textbook structure of neural network, i.e., FC2<sup>46</sup>. FC2 consists of only two fully-connected layers whose weight matrices have  $784 \times 256$  and  $256 \times 10$  elements, respectively. We replace these two weight matrices respectively by  $M_{4,7,7,4}^{4,4,4,4}(D)$  and  $M_{4,4,4,4}^{1,1,10,1}(4)$  in the corresponding MPO representation. Here we fix the bond dimension in the second layer to 4, and only allow the bond dimension to vary in the first layer.

TABLE I. Test accuracy  $a$  and compression ratios  $\rho$  obtained in the original and MPO representations of LeNet-5 on MNIST and VGG on CIFAR-10.

Dataset	Network	Original Rep	MPO-Net	
		$a$ (%)	$a$ (%)	$\rho$
MNIST	LeNet-5	$99.17 \pm 0.04$	$99.17 \pm 0.08$	0.2
CIFAR-10	VGG-16	$93.13 \pm 0.39$	$93.76 \pm 0.16$	$\sim 0.0006$
	VGG-19	$93.36 \pm 0.26$	$93.80 \pm 0.09$	$\sim 0.0006$

Figure 2 compares the results obtained with FC2 and the corresponding MPO-Net. The test accuracy of MPO-Net increases when the bond dimension  $D$  is increased. It reaches the accuracy of the normal FC2 when  $D = 16$ . Even for the  $D = 2$  MPO-Net, which has only 1024 parameters, about 200 times less than the original FC2, the test accuracy is already very good. This shows that the linear transformations in FC2 are very local and can indeed be effectively represented by MPO. The compression ratio of MPO-Net decreases with increasing  $D$ . But even for  $D = 16$ , the compression ratio is still below 8%, which indicates that the number of parameters to be trained can be significantly reduced without any accuracy loss.

### 2. LeNet-5

We further test MPO-Net with the famous LeNet-5 network<sup>2</sup>, which is the first instance of convolutional neural networks. LeNet-5 has five linear layers. Among them, the last convolutional layer and the two fully-connected layers contain the most of parameters. We represent these three layers by three MPOs, which are structured as  $M_{2,10,10,2}^{2,5,6,2}(4)$ ,  $M_{2,5,6,2}^{2,3,7,2}(4)$  and  $M_{2,3,7,2}^{1,5,2,1}(2)$ , respectively. The compression ratio is  $\rho \sim 0.2$ .

Table I shows the results obtained with the original and MPO representations of LeNet-5. We find that the test accuracy of LeNet-5 can be faithfully reproduced by MPO-Net. Since LeNet-5 is the first and prototypical convolutional neural network, this success gives us confidence in using the MPO presentation in deeper neural networks.

### B. CIFAR-10 dataset

CIFAR-10 is a more complex dataset<sup>48</sup>. It consists of 50,000 images for training and 10,000 images for testing. Each image is a square of  $32 \times 32$  RGB pixels. All the images in this dataset are divided into 10 classes corresponding to airplane, automobile, ship, truck, bird, cat, deer, dog, frog, and horse, respectively. To have a good classification accuracy, deeper neural networks with many convolutional layers are used. In order to show the effectiveness of MPO representation, as a preliminary test, we use MPO only on the fully-connected layers and on some heavily parameter-consuming convolutional layers.

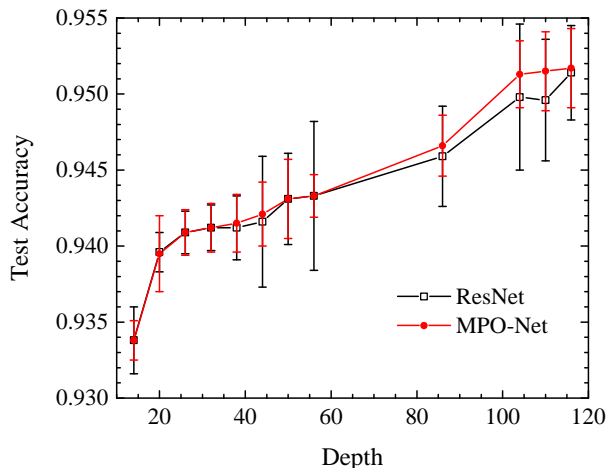


FIG. 3. Comparison of the test accuracy  $a$  between the original and MPO representations of ResNet on CIFAR-10 with  $k = 4$ . The compression ratio of MPO-Net  $\rho \sim 0.11$ .

### 1. VGG

VGG<sup>10</sup> is the first *very* deep neural network constructed. It won the first place in the localization task of the ILSVRC competition 2014. We have tested two well-established VGG structures, which have 16 and 19 layers, respectively. In both cases, there are many convolutional layers and three fully-connected layers. We represent the last two heaviest convolutional layers and all the three fully-connected layers respectively by MPO with the structures:  $M_{2,8,8,8,2}^{2,8,8,8,2}(4)$ ,  $M_{2,8,8,8,2}^{2,8,8,8,2}(4)$ ,  $M_{4,4,8,8,4}^{4,4,8,8,4}(4)$ ,  $M_{4,4,8,8,4}^{4,4,8,8,4}(4)$ , and  $M_{4,4,8,8,4}^{1,10,1,1,1}(4)$ . The result is summarized in Tab. I.

For both structures, the compression ratio of MPO-Net is about 0.0006. Hence the number of parameters used is much less than in the original representation. However, we find that the prediction accuracy of MPO-Net is even better than those obtained from the original networks. This is consistent with the results reported by Novikov<sup>43</sup> for the ImageNet dataset<sup>49</sup>. It results from two facts of MPO: First, since the number of variational parameters is greatly reduced in MPO-Net, the representation is more economical and it is easier to train the parameters. Second, the local correlations between input and output elements are more accurately represented by MPO. This can reduce the probability of overfitting.

### 2. ResNet

ResNet<sup>11</sup> is commonly used to address the degradation problem with deep convolutional neural networks. It won the first place on the detection task in ILSVRC in 2015, and differs from the ordinary convolutional neural network by the so-called ResUnit structure, in which identity mappings are added to connect some of the input and output signals. The ResNet structure used in our calculation has a fully-connected layer realized by a weight matrix of  $64k \times 10$ . Here  $k$  con-

trols the width of the network. We represent this layer by an MPO of  $M_{4,4,4,k}^{1,5,2,1}(3)$ . In our calculation,  $k = 4$  is used and the corresponding compression ratio is about 0.11.

Figure 3 shows the test accuracy as a function of the depth of layers of ResNet with  $k = 4$ . We find that MPO-Net has the same accuracy as the normal ResNet for all the cases we have studied. We also find that even the ResUnit can be compressed by MPO. For example, for the 56-layer ResNet, by representing the last heaviest ResUnit and the fully-connected layer with two  $M_{2,4,4,4,4,4,4,2}^{2,4,4,4,4,4,4,2}(4)$  and one  $M_{4,4,4,k}^{1,5,2,1}(3)$ , we obtain the same accuracy as the normal ResNet. Similar observations are obtained for other  $k$  values.

### 3. DenseNet

The last deep neural network we have tested is DenseNet<sup>12</sup>. Constructed in the framework of ResNet, DenseNet modifies ResUnit to DenseUnit by adding more shortcuts in the units. This forms a wider neural network, allowing the extracted information to be more efficiently recycled. It also achieved great success in the ILSVRC competition, and drew much attention in the CVPR conference in 2017.

The DenseNet used in this work has a fully-connected layer with a weight matrix of  $(n + 3km) \times 10$ , where  $m$  controls the total depth  $L$  of the network,  $L = 3m + 4$ ,  $n$  and  $k$  are the other two parameters that specify the network. Although there is only one fully-connected layer in DenseNet, it consumes about half of the total parameters in the network. We use MPO to reduce the parameter number in this layer. Corresponding to different  $m$ ,  $k$ , and  $n$ , we use different MPO representations.

Our results are summarized in Table II. For the four DenseNet structures we have studied, the fully-connected layer is compressed by more than 7 to 21 times. The corresponding compression ratios vary from 0.044 to 0.129. In the first three cases, we find that the test precisions obtained with MPO-Net agree with the DenseNet results within numerical errors. For the fourth case, the test accuracy obtained with MPO-Net is even slightly higher than that obtained with DenseNet.

## III. DISCUSSION

Motivated by the success of MPO in the study of quantum many-body systems with short-range interactions, we propose to use MPO to represent linear transformation matrices in deep neural networks. This is based on the assumption that the correlations between pixels, or the inherent structures of information hidden in “images”, are essentially localized<sup>50,51</sup>. We have tested our approach with five different kinds of main neural networks on two datasets, and found that MPO can not only improve the efficiency in training and reduce the memory space, as originally expected, but also slightly improve the test accuracy using much fewer number of parameters than in the original networks. This, as already mentioned, may result from the fact that the variational parameters can be more accurately and efficiently trained due to the dramatic reduction of



TABLE II. Performance of MPO representations in DenseNet on CIFAR-10.

Depth	(n, m, k)	Test accuracy (%)		MPO structure	$\rho$
		DenseNet	MPO-Net		
40	(16, 12, 12)	93.56 $\pm$ 0.26	93.59 $\pm$ 0.13	$M_{4,4,7,4}^{1,5,2,1}(4)$	0.129
40	(16, 12, 24)	95.12 $\pm$ 0.15	95.13 $\pm$ 0.13	$M_{4,5,11,4}^{1,5,2,1}(4)$	0.089
100	(24, 32, 12)	95.36 $\pm$ 0.15	95.58 $\pm$ 0.07	$M_{4,7,7,6}^{1,5,2,1}(4)$	0.070
100	(96, 32, 24)	95.74 $\pm$ 0.09	96.09 $\pm$ 0.07	$M_{5,8,12,5}^{1,5,2,1}(4)$	0.044

parameters in MPO-Net. The MPO representation emphasizes more on the local correlations of input signals. It puts a strong constraint to the linear transformation matrix and avoids the training data being trapped at certain local minima. We believe this can reduce the risk of overfitting.

MPO can be used to represent both fully-connected and convolutional layers. One can also use it just to represent the kernels in convolutional layers, as suggested by Garipov<sup>52</sup>. However, it is more efficient in representing a fully-connected layer where the weight matrix is a fully dense matrix. This representation can greatly reduce the memory cost and shorten the training time in a deep neural network where all or most of the linear layers are fully-connected ones, such as in a recurrent neural network<sup>53,54</sup> which is used to dispose video data.

Tensor-network representation of deep neural network is actually not new. Inspired by the locality assumption about the correlations between pixels, matrix product representation has been already successfully used to characterize and compress images<sup>50</sup>, and to determine the underlying generative models<sup>55</sup>. Novikov *et al*<sup>43</sup> also used MPO to represent some fully-connected layers, not including the classifiers, in FC2 and VGG. Our work, however, demonstrates that all fully-connected layers, including the classifiers especially, as well as convolutional layers, can be effectively represented by MPO no matter how deep a neural network is.

There are also other mathematical structures that have been used to represent deep neural networks. For example, Kossaifi *et al*<sup>56</sup> used a Tucker-structure representation, which is a lower-rank approximation of a high-dimensional tensor, to represent a fully-connected layer and its input feature. Hallam *et al*<sup>57</sup> used a tensor network called multi-scale entangled renormalization ansatz<sup>58</sup> and Liu *et al*<sup>59</sup> used an unitary tree tensor network<sup>60</sup> to represent the entire map from the input to the output labels.

In this work, we have proposed to use MPO to compress the transformation matrices in deep neural networks. Similar ideas can be used to compress complex datasets, for example the dataset called ImageNet<sup>49</sup>, in which each image contains about  $224 \times 224$  pixels. In this case, it is matrix product states<sup>61</sup>, instead of MPO, that should be used. We believe this can reduce the cost in decoding each ‘‘image’’ in a dataset, and by combining with the MPO representation of the linear transformation matrices, can further compress deep neural networks and enhance its prediction power.

#### IV. METHODS

The tensor elements of  $w^{(k)}$  in Eq. (5) are the variational parameters that need to be determined in the training procedure of deep neural networks. For an MPO whose structure is defined by Eq. (6), The total number of these variational parameters equals

$$N_{\text{mpo}} = \sum_{k=2}^{n-1} I_k J_k D^2 + I_1 J_1 D + I_n J_n D. \quad (10)$$

The strategy of training is to find a set of optimal  $w$ 's so that the following cost function is minimized

$$L = - \sum_m t_m^T \log y_m + \frac{\alpha}{2} \sum_i |w^{(i)}|^2, \quad (11)$$

where  $n$  is the label of images,  $i$  is the label of all the parameters, including the local tensors in the MPO representations and the kernels in the untouched convolutional layers.  $|w|$  represents the norm of parameter  $w$ , and  $\alpha$  is an empirical parameter that is fixed prior to the training. The first term measures the cross entropy between prediction vectors  $y$  and target label vectors  $t$ . The second term is a constraint, called the L2 regularization<sup>62</sup>, added to alleviate overfitting.

To implement a training step,  $L$  is evaluated using the known  $w$ 's, which are randomly initialized, and input dataset. The gradients of the cost function with respect to the variational parameters are determined by the standard back propagation<sup>63</sup>. Parameters  $w$ 's are updated by the stochastic gradient descent with momentum algorithm<sup>64</sup>. This training step is terminated when the cost function stops to drop.

The detailed structures of the neural networks we have studied are introduced in the supplemental material. The source code used in this work is available at <https://github.com/zfgao66/deeplearning-mpo>.

#### V. ACKNOWLEDGMENT

We thank Pan Zhang and Lei Wang for valuable discussions. This work was supported by the National Natural Science Foundation of China (Grants No. 11774420, 11774422, 11874421, 11888101), and by the National R&D Program of China (Grants No. 2016YFA0300503, 2017YFA0302900).

Author Contributions — Ze-Feng Gao, with the help of Song Cheng, carried out the numerical calculations. Hui-Hai

Zhao and Z. Y. Xie set up the framework of coding. Z. Y. Xie, Hui-Hai Zhao, Zhong-Yi Lu and Tao Xiang conceived the ideas and developed the algorithms. Z. Y. Xie, Hui-Hai Zhao, Rong-Qiang He, Zhong-Yi Lu and Tao Xiang analyzed

the results and drafted the paper.

Competing Interests — The authors declare that they have no competing financial interests.

\* qingtaoxie@ruc.edu.cn

† huihai.zhao@riken.jp

‡ zlu@ruc.edu.cn

§ txiang@iphy.ac.cn

- 1 Y. LeCun, B. Boser, J. S. Denker, D. Henderson, R. E. Howard, W. Hubbard, and L. D. Jackel, Backpropagation applied to handwritten zip code recognition, *Neural Comput.* **1**, 541 (1989)
- 2 Y. Lecun, L. Bottou, Y. Bengio, P. Haffner, Gradient-Based Learning Applied to Document Recognition, *Proc. of The IEEE*, **86**, 2278 (1998)
- 3 A. Krizhevsky, I. Sutskever, and G. E. Hinton, ImageNet classification with deep convolutional neural networks, *Advances in NIPS* **25**, 1097 (2012)
- 4 A. Krizhevsky, I. Sutskever, and G. E. Hinton, Imagenet classification with deep convolutional neural networks, *NIPS* (2012)
- 5 M. Lin, Q. Chen, and S. Yan, Network in network, *ICLR* (2014)
- 6 R. K. Srivastava, K. Greff, and J. Schmidhuber, Training very deep networks, *NIPS* (2015)
- 7 J. Schmidhuber, Deep learning in neural networks: an overview, *Neural Networks*, **61**, 85 (2015)
- 8 G. Larsson, M. Maire, and G. Shakhnarovich, Fractalnet Ultra-deep neural networks without residuals, arXiv:1605.07648
- 9 C. Szegedy, W. Liu, Y. Jia, P. Sermanet, S. Reed, D. Anguelov, D. Erhan, V. Vanhoucke, and A. Rabinovich, Going deeper with convolutions, *CVPR* (2015)
- 10 K. Simonyan, A. Zisserman, Very deep convolutional networks for large-scale image recognition, *ICLR* (2015)
- 11 K. M. He, X. Y. Zhang, S. Q. Ren, J. Sun, Deep Residual Learning for Image Recognition, *CVPR* (2016)
- 12 G. Huang, Z. Liu, L. van der Maaten, K. Q. Weinberge, Densely Connected Convolutional Networks, *CVPR* (2017)
- 13 O. Russakovsky, J. Deng, H. Su, J. Krause, S. Satheesh, S. Ma, Z. Huang, A. Karpathy, A. Khosla, M. Bernstein, A. C. Berg, F. F. Li, ImageNet large scale visual recognition challenge, *Int. J. Comput. Vis.*, (2015).
- 14 T. Sainath, A.-R. Mohamed, B. Kingsbury, B. Ramabhadran, Deep convolutional neural networks for LVCSR, *Proc. Acoustics, Speech and Signal Processing*, 8614 (2013)
- 15 L. Deng, Y. Liu, Deep learning in natural language processing, *Springer* (2018)
- 16 Y. LeCun, Y. Bengio, G. Hinton, Deep learning, *Nature* **521**, 436 (2015)
- 17 G. Hinton, L. Deng, D. Yu, G. E. Dahl, A.-R. Mohamed, N. Jaitly, A. Senior, V. Vanhoucke, P. Nguyen, T. N. Sainath, B. Kingsbury, Deep neural networks for acoustic modeling in speech recognition, *IEEE Signal Processing Magazine* **29**, 82 (2012)
- 18 I. Sutskever, O. Vinyals, Q. V. Le, Sequence to sequence learning with neural networks, *NIPS* (2014)
- 19 H. H. Do, P. Prasad, A. Maag, A. Alsadoon, Deep learning for aspect-based sentiment analysis: a comparative review, *Expert Systems With Applications* **118**, 272 (2019)
- 20 J. Ma, R. P. Sheridan, A. Liaw, G. E. Dahl, V. Svetnik, Deep neural nets as a method for quantitative structure-activity relationships, *J. Chem. Inf. Model.* **55**, 263 (2015)
- 21 M. Helmstaedter, K. L. Briggman, S. C. Turaga, V. Jain, H. S. Seung, W. DenkHelmstaedter, Connectomic reconstruction of the inner plexiform layer in the mouse retina, *Nature* **500**, 168 (2013)
- 22 P. Baldi, P. Sadowski, D. Whiteson, Searching for exotic particles in high-energy physics with deep learning, *Nat. Commun.* **5**, 4308 (2014)
- 23 S. Webb, Deep learning for biology, *Nature* **554**, 555 (2018)
- 24 N. Lei, Z. Luo, S. T. Yau, D. X. Gu, Geometric understanding of deep learning, arXiv:1805.10451
- 25 N. Lei, K. Su, S. T. Yau, D. X. Gu, A Geometric view of optimal transportation and generative model, arXiv:1710.05488
- 26 X. Gao, L. M. Duan, Efficient representation of quantum many-body states with deep neural networks, *Nat. Commun.* **8**, 662 (2017)
- 27 J. Carrasquilla and R. G. Melko, Machine learning phases of matter, *Nat. Phys.* **13**, 431 (2017)
- 28 S. H. Li, L. Wang, Neural network renormalization group, *Phys. Rev. Lett.* **121**, 260601 (2018)
- 29 D. Wu, L. Wang, P. Zhang, Solving statistical mechanics using variational autoregressive networks, *Phys. Rev. Lett.* **122**, 080602 (2019)
- 30 G. Carleo, I. Cirac, K. Cranmer, L. Daudet, M. Schuld, N. Tishby, L. V.-Maranto, L. Zdeborova, Machine learning and the physical sciences, arXiv:1903.10563
- 31 V. Stanev, C. Oses, A. G. Kusne, E. Rodriguez, J. Paglione, S. Curtarolo, I. Takeuchi, Machine learning modeling of superconducting critical temperature, *npj Comput. Materials* **4**, 29 (2018)
- 32 K. Hornik, M. Stinchcombe, H. White, Multilayer feedforward networks are universal approximators, *Neural Networks*, **2**, 359 (1989)
- 33 G. Cybenko, Approximation by superpositions of a sigmoidal function, *Math. Control Signals Systems*, **2**, 303 (1989)
- 34 M. Denil, B. Shakibi, L. Dinh, M. Ranzato, and N. de Freitas, Predicting parameters in deep learning, *Advances in NIPS* **26**, 2148 (2013)
- 35 T. N. Sainath, B. Kingsbury, V. Sindhwani, E. Arisoy, and B. Ramabhadran, Low-rank matrix factorization for deep neural network training with high-dimensional output targets, *ICASSP*, 6655 (2013)
- 36 J. Xue, J. Li, and Y. Gong, Restructuring of deep neural network acoustic models with singular value decomposition, *Interspeech*, 2365 (2013)
- 37 F. Verstraete, J. J. GarcýŽa-Ripoll, and J. I. Cirac, Matrix product density operators: Simulation of finite-temperature and dissipative systems, *Phys. Rev. Lett.* **93**, 207204 (2004)
- 38 B. Pirvu, V. Murg, J. I. Cirac and F. Verstraete, Matrix product operator representations, *New J. of Phys.*, **12**, 025012 (2010)
- 39 S. R. White, Density matrix formulation for quantum renormalization groups, *Phys. Rev. Lett.* **69**, 2863 (1992)
- 40 G. Vidal, Efficient classical simulation of slightly entangled quantum computations, *Phys. Rev. Lett.* **91**, 147902 (2003)
- 41 P. A. M. Dirac, *The Principles of Quantum Mechanics*, Oxford (1930)
- 42 I. V. Oseledets, Tensor-Train decomposition, *SIAM J. Scientific Computing*, **33**, 2295 (2011)

- <sup>43</sup> A. Novikov, D. Podoprikin, A. Osokin, D. Vetrov, Tensorizing Neural Networks, *NIPS* (2015).
- <sup>44</sup> J. Eisert, M. Cramer, M. B. Plenio, Colloquium: Area laws for the entanglement entropy, *Rev. Mod. Phys.*, **82**, 277 (2010)
- <sup>45</sup> D. Poulin, A. Qarry, R. Somma, F. Verstraete, Quantum simulation of time-Dependent Hamiltonians and the convenient illusion of Hilbert space, *Phys. Rev. Lett.* **106**, 170501 (2011)
- <sup>46</sup> See, e.g., [http://www.tensorfly.cn/tfdoc/tutorials/mnist\\_beginners.html](http://www.tensorfly.cn/tfdoc/tutorials/mnist_beginners.html)
- <sup>47</sup> The official website of MNIST is available at <http://yann.lecun.com/exdb/mnist>.
- <sup>48</sup> The official website of CIFAR is available at <https://www.cs.toronto.edu/~kriz/cifar.html>.
- <sup>49</sup> The official website of ImageNet is available at <http://www.image-net.org>
- <sup>50</sup> J. I. Latorre, Image compression and entanglement, arXiv:quant-ph/0510031.
- <sup>51</sup> Some numerical analysis on the MNIST dataset based on the entropy calculation has been devoted to topic. E.g., see Song Cheng, Jing Chen, and Lei Wang, Information perspective to probabilistic modeling: Boltzmann machines versus Born machines, *Entropy*, **20**, 583 (2018)
- <sup>52</sup> T. Garipov, D. Podoprikin, A. Novikov, D. Vetrov, Ultimate tensorization: compressing convolutional and fully-connected layers alike, arXiv:1611.03214.
- <sup>53</sup> S. Hochreiter, J. Schmidhuber, Long short-term memory, *Neural Comput.* **9**, 1735 (1997)
- <sup>54</sup> Y. Yang, D. Krompass, V. Tresp, Tensor-Train recurrent neural networks for video classification, *ICML* (2017)
- <sup>55</sup> Z. Y. Han, J. Wang, H. Fan, L. Wang, P. Zhang, Unsupervised generative modeling using matrix product states, *Phys. Rev. X* **8**, 031012 (2018)
- <sup>56</sup> J. Kossaifi, Z. Lipton, A. Khanna, T. Furlanello, A. Anandkumar, Tensor regression networks, arXiv:1707.08308.
- <sup>57</sup> A. Hallam, E. Grant, V. Stojevic, S. Severini, A. G. Green, Compact neural networks based on the multiscale entanglement renormalization ansatz, arXiv:1711.03357
- <sup>58</sup> G. Vidal, Entanglement renormalization, *Phys. Rev. Lett.*, **99**, 220405 (2007)
- <sup>59</sup> D. Liu, S. J. Ran, P. Wittek, C. Peng, R. B. Garcia, G. Su, and M. Lewenstein, Machine learning by two-dimensional hierarchical tensor networks: A quantum information theoretic perspective on deep architectures, arXiv:1710.04833
- <sup>60</sup> Y. Shi, L. M. Duan, and G. Vidal, Classical simulation of quantum many-body systems with a tree tensor network, *Phys. Rev. A*. **74**, 022320 (2006)
- <sup>61</sup> M. Fannes, B. Nachtergaele, Finitely correlated states on quantum spin chains, *Comm. Math. Phys.*, **144**, 443 (1992)
- <sup>62</sup> I. Goodfellow, Y. Bengio, A. Courville, *Deep Learning*, Cambridge (2016)
- <sup>63</sup> D. E. Rumelhart, G. E. Hinton, R. J. Williams, Nature, Learning representations by back-propagating errors, *Nature*, **323**, 533 (1986)
- <sup>64</sup> K. P. Murphy, *Machine learning: A probabilistic perspective*, Cambridge (2012)

## Supplementary Materials: Structure Details of the Neural Networks

Ze-Feng Gao,<sup>1</sup> Song Cheng,<sup>2,3</sup> Rong-Qiang He,<sup>1</sup> Z. Y. Xie,<sup>1,\*</sup> Hui-Hai Zhao,<sup>4,†</sup> Zhong-Yi Lu,<sup>1,‡</sup> and Tao Xiang<sup>2,3,§</sup>

<sup>1</sup>*Department of Physics, Renmin University of China, Beijing 100872, China*

<sup>2</sup>*Institute of Physics, Chinese Academy of Sciences, Beijing 100190, China*

<sup>3</sup>*University of Chinese Academy of Sciences, Beijing, 100049, China*

<sup>4</sup>*RIKEN Brain Science Institute, Hirosawa, Wako-shi, Saitama, 351-0106, Japan*



In this supplementary material, we give the detailed structure of the neural networks used in the paper titled as *Compressing deep neural networks by matrix product operators*. The corresponding source code used in this work is available at <https://github.com/zfgao66/deeplearning-mpo>. The used structures of FC2, LeNet5, VGG, ResNet, DenseNet in this paper are summarized in Tab. II-VII, and their prototypes can be found in Ref.<sup>1-5</sup>, respectively. In order to simplify the descriptions, we introduce some short-hands summarized in Tab. I which are used in this materials.

Abbreviation	Meaning
MaxPo	a max-pooling layer
AvgPo	an average-pooling layer
Conv	a convolutional layer
ConvUnit	a unit composed of convolutional layers
ResUnit	a unit introduced in ResNet
ResBlock	a block composed of several ResUnits
DenseUnit	a unit introduced in DenseNet
BN	batch normalization
$[w, h; c; s]$	a convolutional layer with $c$ kernels each with width $w$ height $h$ and stride $s$
$[w, h; s]$	a pooling layer with pooling width $w$ height $h$ and stride $s$
$\{w, h; c; s, t\}$	a ResUnit composed of two convolutional layers denoted as width $\{w, h; c; s\}$ and $\{w, h; c; t\}$ resp.
$N_{para}$	number of parameters in the linear layers
Represented	whether this block of layers are represented by MPO in the preliminary test

TABLE I. The short-hands used in this materials.

No.	Layer name	Input size	Output size	Comment	$N_{para}$	Represented
1	FC	28×28	256		200704	Yes
	ReLU					
2	FC	256	10		2560	Yes
	Softmax					

TABLE II. The FC2 network structure used in this work. ReLu and Softmax are element-wise operations, whose details are not shown here and after.

No.	Layer name	Input size	Output size	Comment	$N_{para}$	Represented
1	Conv	28×28	28×28×6	[5,5;6;1]	150	
	ReLU					
	MaxPo	28×28×6	14×14×6	[2,2;2]		
2	Conv	14×14×6	10×10×16	[5, 5; 16; 1] <sub>np</sub>	400	
	ReLU					
	MaxPo	10×10×16	5×5×16	[2,2;2]		
3	Conv	5×5×16	120	[5, 5; 120; 1] <sub>np</sub>	3000	Yes
	ReLU					
4	FC	120	84		10080	Yes
	ReLU					
5	FC	84	10		840	Yes
	Softmax					

TABLE III. The LeNet5 network structure used in this work. Here the subscript  $np$  is used to emphasize that no padding is used in convolutions there.

No.	Layer name	Input size	Output size	Comment	$N_{para}$	Represented
1	ConvUnit	32×32×3	32×32×64	2×[3,3;64;1]	1152	
		ReLu				
	MaxPo	32×32×64	16×16×64	[2,2;2]		
2	ConvUnit	16×16×64	16×16×128	2×[3,3;128;1]	2304	
		ReLu				
	MaxPo	16×16×128	8×8×128	[2,2;2]		
3	ConvUnit	8×8×128	8×8×256	2×[3,3;256;1]	4608	
		ReLu				
4	Conv	8×8×256	8×8×256	[1,1;256;1]	256	
		ReLu				
	MaxPo	8×8×256	4×4×256	[2,2;2]		
5	ConvUnit	4×4×256	4×4×512	2×[3,3;512;1]	9216	
		ReLu				
6	Conv	4×4×512	4×4×512	[1,1;512;1]	512	
		ReLu				
	MaxPo	4×4×512	2×2×512	[2,2;2]		
7	ConvUnit	2×2×512	2×2×512	2×[3,3;512;1]	9216	Yes
		ReLu				
8	Conv	2×2×512	2×2×512	[1,1;512;1]	512	
		ReLu				
	MaxPo	2×2×512	512	[2,2;2]		
9	FC	512	4096		2097152	Yes
		ReLu				
10	FC	4096	4096		16777216	Yes
		ReLu				
11	FC	4096	10		40960	Yes
		Softmax				

TABLE IV. The VGG-16 network structure used in this work. Here a ConvUnit denoted with  $m\times$  means  $m$  convolutional layers separated by ReLu.

No.	Layer name	Input size	Output size	Comment	$N_{para}$	Represented
1	ConvUnit	32×32×3	32×32×64	2×[3,3;64;1]	1152	
	ReLU					
	MaxPo	32×32×64	16×16×64	[2,2;2]		
2	ConvUnit	16×16×64	16×16×128	2×[3,3;128;1]	2304	
	ReLU					
	MaxPo	16×16×128	8×8×128	[2,2;2]		
3	ConvUnit	8×8×128	8×8×256	4×[3,3;256;1]	9216	
	ReLU					
	MaxPo	8×8×256	4×4×256	[2,2;2]		
4	ConvUnit	4×4×256	4×4×512	4×[3,3;512;1]	18432	
	ReLU					
	MaxPo	4×4×512	2×2×512	[2,2;2]		
5	ConvUnit	2×2×512	2×2×512	4×[3,3;512;1]	18432	Partially
	ReLU					
	MaxPo	2×2×512	512	[2,2;2]		
6	FC	512	4096		2097152	Yes
	ReLU					
7	FC	4096	4096		16777216	Yes
	ReLU					
8	FC	4096	10		40960	Yes
	Softmax					

TABLE V. The VGG-19 network structure used in this work. Here a ConvUnit denoted with  $m\times$  means  $m$  convolutional layers separated by ReLu. By *partially* we mean the last two convolutional layers in that ConvUnit was represented by MPO.

No.	Layer name	Input size	Output size	Comment	$N_{para}$	Represented
1	Conv	32×32×3	32×32×16	[3,3;16;1]	144	
	BN + ReLu					
2	ResBlock	32×32×16	32×32×16k	$m\times\{3, 3; 16k; 1, 1\}$	288km	
	BN + ReLu					
3	ResUnit	32×32×16k	16×16×32k	$\{3, 3; 32k; 2, 1\}$	576k	
	BN + ReLu					
4	ResBlock	16×16×32k	16×16×32k	$(m-1)\times\{3, 3; 32k; 1, 1\}$	576k(m-1)	
	BN + ReLu					
5	ResUnit	16×16×32k	8×8×64k	$\{3, 3; 64k; 2, 1\}$	1152k	
	BN + ReLu					
5	ResBlock	8×8×64k	8×8×64k	$(m-1)\times\{3, 3; 64k; 1, 1\}$	1152k(m-1)	Partially
	BN + ReLu					
	AvgPo	8×8×64k	64k	[8,8;8]		
6	FC	64k	10		640k	Yes
	Softmax					

TABLE VI. The ResNet network structure used in this work. The total depth  $L$  is given by  $L = 6m + 2$ . Here in a single ResUnit, the two convolutional layers are separated by batch normalization and ReLu, and a ResBlock denoted with  $m\times$  means  $m$  ResUnits separated by batch normalization and ReLu. By *Partially* we mean the last ResUnit in that ResBlock is represented by MPO.

No.	Layer name	Input size	Output size	Comment	$N_{para}$	Represented
1	Conv	$32 \times 32 \times 3$	$32 \times 32 \times n$	[3,3;n;1]	9n	
				BN + ReLu		
2	DenseUnit	$32 \times 32 \times n$	$32 \times 32 \times (n+km)$	$m \times [3,3;k;1]$	9km	
				BN + ReLu		
3	Conv	$32 \times 32 \times (n+km)$	$32 \times 32 \times (n+km)$	[1,1;n+km;1]	n+km	
	AvgPo	$32 \times 32 \times (n+km)$	$16 \times 16 \times (n+km)$	[2,2;2]		
				BN + ReLu		
4	DenseUnit	$16 \times 16 \times (n+km)$	$16 \times 16 \times (n+2km)$	$m \times [3,3;k;1]$	9km	
				BN + ReLu		
5	Conv	$16 \times 16 \times (n+2km)$	$16 \times 16 \times (n+2km)$	[1,1;n+2km;1]	n+2km	
	AvgPo	$16 \times 16 \times (n+2km)$	$8 \times 8 \times (n+2km)$	[2,2;2]		
				BN + ReLu		
6	DenseUnit	$8 \times 8 \times (n+2km)$	$8 \times 8 \times (n+3km)$	$m \times [3,3;k;1]$	9km	
				BN + ReLu		
	AvgPo	$8 \times 8 \times (n+3km)$	n+3km	[8,8;8]		
7	FC	n+3km	10		10(n+3km)	Yes
				Softmax		

TABLE VII. The DenseNet network structure used in this work. The total depth  $L$  is given by  $L = 3m + 4$ . A DenseUnit denoted with  $m \times$  means there are  $m$  convolutional layers separated by batch normalization and ReLu in this unit.

---

\* [qingtaoxie@ruc.edu.cn](mailto:qingtaoxie@ruc.edu.cn)

† [huihai.zhao@riken.jp](mailto:huihai.zhao@riken.jp)

‡ [zlu@ruc.edu.cn](mailto:zlu@ruc.edu.cn)

§ [txiang@iphy.ac.cn](mailto:txiang@iphy.ac.cn)

<sup>1</sup> See, e.g., [http://www.tensorfly.cn/tfdoc/tutorials/mnist\\_beginners.html](http://www.tensorfly.cn/tfdoc/tutorials/mnist_beginners.html).

<sup>2</sup> Y. Lecun, L. Bottou, Y. Bengio, P. Haffner, Gradient-based learning applied to document recognition, *Proc. of The IEEE*, **86**, 2278 (1998)

<sup>3</sup> K. Simonyan, A. Zisserman, Very deep convolutional networks for large-scale image recognition, *ICLR* (2015)

<sup>4</sup> K. M. He, X. Y. Zhang, S. Q. Ren, J. Sun, Deep residual learning for image recognition, *CVPR* (2016)

<sup>5</sup> G. Huang, Z. Liu, L. van der Maaten, K. Q. Weinberge, Densely Connected Convolutional Networks, *CVPR* (2017)