

# Reducing Communication in Algebraic Multigrid with Multi-step Node Aware Communication

Amanda Bienz  
 William D. Gropp  
 Luke N. Olson  
 bienz2@illinois.edu  
 wgropp@illinois.edu  
 lukeo@illinois.edu

Department of Computer Science  
 University of Illinois at Urbana-Champaign  
 Urbana, Illinois

## ABSTRACT

Algebraic multigrid (AMG) is often viewed as a scalable  $O(n)$  solver for sparse linear systems. Yet, parallel AMG lacks scalability due to increasingly large costs associated with communication, both in the initial construction of a multigrid hierarchy as well as the iterative solve phase. This work introduces a parallel implementation of AMG to reduce the cost of communication, yielding an increase in scalability.

Standard inter-process communication consists of sending data regardless of the send and receive process locations. Performance tests show notable differences in the cost of intra- and inter-node communication, motivating a restructuring of communication. In this case, the communication schedule takes advantage of the less costly intra-node communication, reducing both the number and size of inter-node messages. Node-centric communication extends to the range of components in both the setup and solve phase of AMG, yielding an increase in the weak and strong scalability of the entire method.

## CCS CONCEPTS

• **Mathematics of computing** → **Solvers**; **Mathematical software performance**; • **Theory of computation** → *Parallel computing models*; • **Computing methodologies** → *Massively parallel algorithms*; • **Computer systems organization** → *Multicore architectures*.

## KEYWORDS

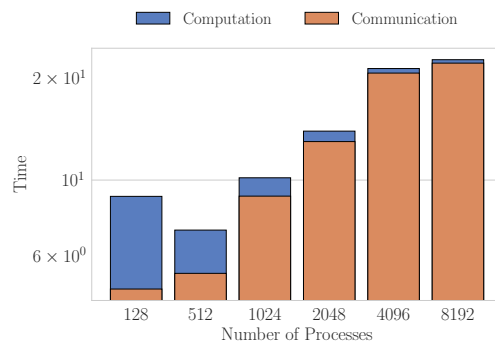
parallel, multigrid, algebraic multigrid, sparse matrix

## 1 INTRODUCTION

Algebraic multigrid (AMG) [12, 21, 23] is an iterative solver for sparse linear systems, such as those arising from discretized partial differential equations. AMG targets linear cost in the number of unknowns and is dominated in cost by sparse matrix operations such as the sparse matrix-matrix (SpGEMM) multiply and sparse matrix-vector (SpMV) multiplication. As state-of-the-art supercomputers are continuously increasing in performance capabilities, there is pressure on numerical methods to fully exploit the potential of these machines. Due to large costs associated with parallel communication, for example on the coarse levels [5], AMG lacks parallel scalability. This paper explores a method of altering the parallel

implementation of communication throughout AMG to improve both performance and scalability.

Standard parallel algebraic multigrid typically exhibits strong scaling to five or ten thousand degrees-of-freedom per core before communication costs outweigh local computation. Further extending the core-count yields an increase in total solve time due to dominant communication costs. Figure 1 shows the time required to solve a Laplacian system, created with MFEM, and described in detail in Example 2.1. The timings are partitioned into local computation and inter-process communication costs. As the processor count reaches the strong scaling limit, communication becomes increasingly dominant. The problem scales to 512 processes, after which communication costs outweigh any reductions in local computation.



**Figure 1: The total time required to solve a three-dimensional Laplacian system described in Example 2.1**

Most methods for reducing communication costs in AMG focus on a redesign of the method or on the underlying sparse matrix operations. Aggressive coarsening, for example, reduces the dimensions of coarse levels at a faster rate, yielding reduced density and communication requirements [26, 27, 33]. Similarly, the smoothed aggregation solver allows large aggregates, coarsening a larger number of fine points into a single coarse point [28, 29]. Small non-zeros resulting from fill-in on coarse levels may be systematically removed, adding sparsity into coarse-grid operators [8, 14, 28]. Furthermore, matrix ordering and graph partitioning yield reduced communication costs throughout sparse matrix operations [13, 17, 22, 30, 31],

---

**Algorithm 1:** AMG Setup: setup
 

---

<b>Input:</b>	$A$	{sparse system matrix}
<b>Output:</b>	$A_0, A_1, \dots, A_N$ $P_0, P_1, \dots, P_{N-1}$	{hierarchy of sparse operators}
$A_0 \leftarrow A$		
$\ell \leftarrow 0$		
<b>while</b>	$ A_\ell  > \text{max\_coarse}$	
	$S_\ell \leftarrow \text{strength}(A_\ell)$	{strength-of-connection}
	<b>if</b> Aggregation	
	$Agg_\ell \leftarrow \text{splitting}(S_\ell)$	{partition nodes}
	$P_\ell \leftarrow \text{interpolation}(Agg_\ell)$	{form interpolation}
	<b>else</b>	
	$C_\ell, F_\ell \leftarrow \text{splitting}(S_\ell)$	{partition nodes}
	$P_\ell \leftarrow \text{interpolation}(C_\ell, F_\ell)$	{form interpolation}
	$A_{\ell+1} \leftarrow P_\ell^T \cdot A_\ell \cdot P_\ell$	{coarse operator, Galerkin product}
	$\ell \leftarrow \ell + 1$	

---

and coarse level repartitioning has potential to reduce the cost of the solver. Likewise, coarse level redistribution and duplication of the coarsest level solves yield large reductions in communication time. The approach presented in this paper augments these approaches, reducing off-node message counts and sizes through aggregation of data.

Topology-aware methods and message agglomeration are commonly used to reduce communication costs in MPI applications. Topology-aware task mapping minimizes message hop counts, reducing the cost associated with communication [6, 7]. Message agglomeration is commonly used to reduce the cost of communication, for example in MPI collectives [19, 20, 24, 25]. The Tram library [32] explores agglomeration of point-to-point messages, by streamlining messages between neighboring processes [32].

This paper presents, analyzes, and evaluates a method for reducing communication costs in both the setup and solve phases of parallel algebraic multigrid through agglomeration of messages among nodes. Section 2 covers algebraic multigrid and common parallel implementations. Section 3 focuses on the node-aware communication algorithm, with two variations described in Sections 3.1 and 3.2. Section 3.3 presents performance models that differentiate between communication strategies. Section 4 covers numerical experiments in support of the approach, and Section 5 contains concluding remarks and future directions.

## 2 BACKGROUND

Throughout this paper, algebraic multigrid methods are analyzed with regards to the three-dimensional Laplacian in Example 2.1. This system is representative of the types of problems that are often solved with AMG.

**EXAMPLE 2.1.** *Let the system  $Ax = b$  result from a finite element discretization of the Laplace problem  $-\Delta u = 1$ , created with MFEM [4]. The linear system is created with MFEM’s escher-p3 mesh, a three-dimensional mesh consisting of unstructured elements with structured refinement. Furthermore, this system consists of 1 884 545*

*degrees-of-freedom and 27 870 337 non-zeros, unless otherwise specified. The associated Ruge-Stüben hierarchies are created with HMIS coarsening and extended+i interpolation, while the smoothed aggregation solver forms aggregates based on a distance-2 maximal independent set (MIS-2) of the graph. Both classical and smoothed aggregation hierarchies use a strength tolerance of 0.25. All timings are performed on 8 192 processes of Blue Waters [2, 11], a Cray XK/XE supercomputer at the National Center for Supercomputing Applications, unless stated otherwise.*

Algebraic multigrid consists of forming a hierarchy of successively coarser levels, followed by an iterative solve phase. Common algorithms for constructing an algebraic multigrid hierarchy include the Ruge-Stüben solver [23] and the smoothed aggregation solver [29]. This setup phase, described in Algorithm 1, consists four methods: strength, splitting, interpolation, and  $P^T \cdot A \cdot P$ , regardless of the solver used. First, the strength function determines nodes that are strongly connected to one another. The resulting strength-of-connection matrix is then partitioned in splitting to determine which nodes influence each coarse degree-of-freedom. The interpolation function uses the partitioned nodes to form a transfer operator, which projects data between the fine and coarse nodes. Finally, the coarse-grid operator is formed through the Galerkin product,  $P^T \cdot A \cdot P$ .

The underlying algorithms for splitting and interpolation are solver dependent. The Ruge-Stüben solver partitions nodes into coarse (C) and fine (F) points. The interpolation operator projects C-points directly between fine and coarse levels, while F-points influence neighboring coarse nodes. Alternatively, the smoothed aggregation solver partitions the nodes into groups of aggregates, each corresponding to a single coarse degree-of-freedom. The transfer operator is initially created as a point-wise constant, with a single column holding each aggregate. Near-nullspace candidates are then fit to the operator, and finally, the resulting matrix is smoothed.

The construction of a parallel algebraic multigrid hierarchy requires both local computation as well as point-to-point communication, specifically communication of both vectors and sparse

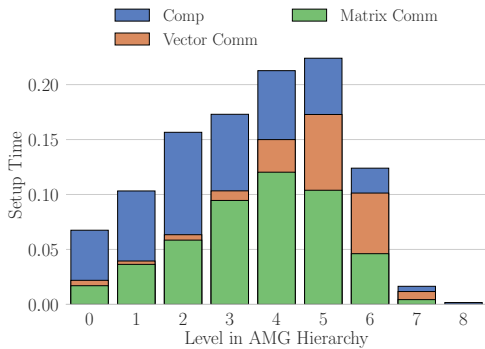
**Algorithm 2: AMG Solve: solve**

```

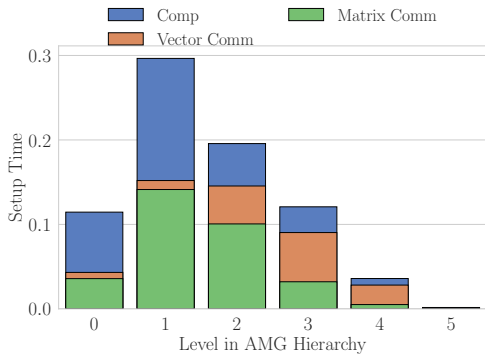
Input:  $A_\ell, P_\ell, x_\ell, b_\ell$  {system, interpolation, initial solution, right-hand side at level  $\ell$ }
Output:  $x_\ell$  {updated solution vector}
if  $\ell = N$ 
  solve  $A_\ell x_\ell = b_\ell$ 
else
  relax  $A_\ell x_\ell = b_\ell$  {pre-relaxation}
   $r_\ell \leftarrow b_\ell - A_\ell \cdot x_\ell$  {calculate residual}
   $r_{\ell+1} \leftarrow P_\ell^T \cdot r_\ell$  {restrict residual}
   $e_{\ell+1} \leftarrow \text{solve}(A_{\ell+1}, P_{\ell+1}, 0, r_{\ell+1})$  {coarse-grid solve}
   $e_\ell \leftarrow P_\ell \cdot e_{\ell+1}$  {interpolate error}
   $x_\ell \leftarrow x_\ell + e_\ell$  {update solution}
  relax  $A_\ell x_\ell = b_\ell$  {post-relaxation}

```

matrices. Figure 2 partitions the per-level cost of constructing a hierarchy for Example 2.1, vector communication, and sparse matrix communication. Irrespective of which setup algorithm is used, the cost of hierarchy construction is split into local computation and MPI communication, with communication dominating coarse level setup cost.



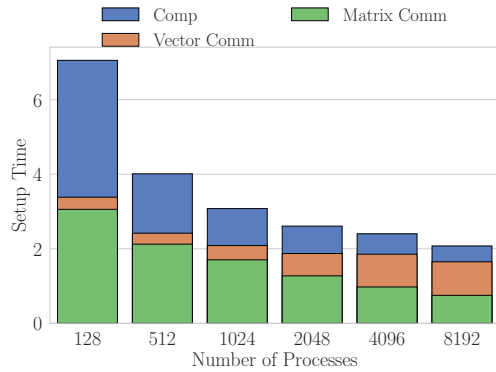
(a) Ruge-Stuben



(b) Smoothed Aggregation

**Figure 2: The setup phase cost for various AMG hierarchies for the system from Example 2.1. The total cost is partitioned by level, and further split into communication and local computation.**

Point-to-point communication dominates the total cost of the setup phase, particularly when a large number of processes are active in construction of the hierarchy. Figure 3 displays the cost of forming a Ruge-Stüben hierarchy for Example 2.1, strongly scaled across a variety of core counts. As the number of processes is increased, a larger percentage of time is associated with point-to-point communication.

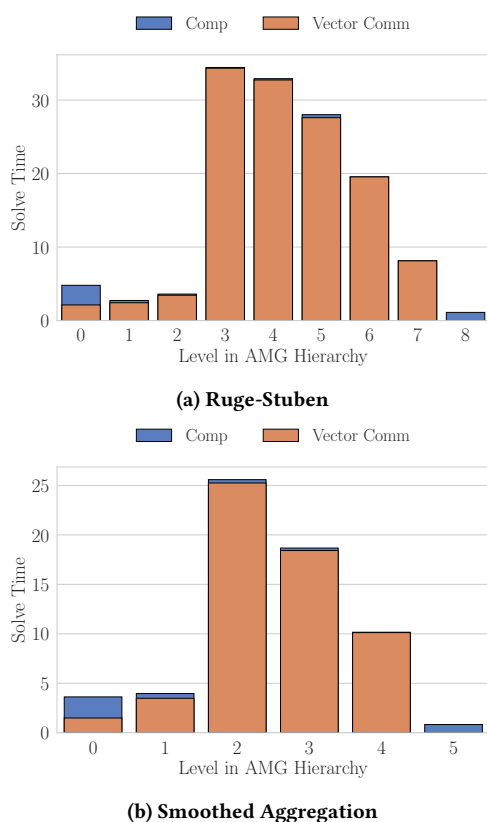


**Figure 3: The cost of creating a Ruge-Stüben hierarchy for Example 2.1 on various core counts.**

After the hierarchy is constructed, the solve phase iterates over all levels until convergence. This phase, described in Algorithm 2 consists of relaxing error with a smoother such as Jacobi or Gauss-Seidel, calculating the residual, and restricting this residual to a coarser level where this process is repeated until error can be solved for directly. Finally, error from the coarser level is interpolated up the hierarchy, added to the current solution, and again smoothed with a relaxation method.

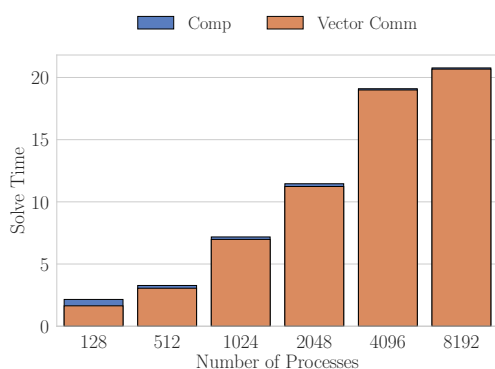
Figure 4 displays the cost of iteratively solving the Ruge-Stüben and smoothed aggregation hierarchies for Example!2.1. The solve phase costs are partitioned into local computation and MPI vector communication, associating the large increase in cost on coarse levels with point-to-point communication.

MPI communication dominates the cost of the algebraic multigrid solve phase, particularly with increase in scale. Figure 5 shows the



**Figure 4: The solve phase cost for various AMG hierarchies for the system from Example 2.1. The total cost is partitioned by level, and further split into communication and local computation.**

full cost of the iterative solve phase of AMG at various scales. As the number of processes increases, the percentage of cost due to communication also increases, even as the problem size stays constant.

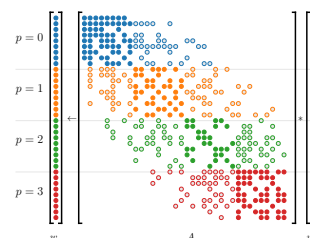


**Figure 5: The cost of iteratively solving the Ruge-Stuben hierarchies for the system from Example 2.1 on various core counts.**

## 2.1 Parallel Matrix Operations

Parallel vector and sparse matrix communication dominates the cost of algebraic multigrid, particularly at large scales. This point-to-point communication is required for parallel sparse matrix operations in methods of both the setup and solve phases.

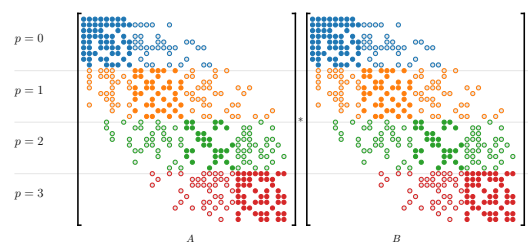
Assuming a row-wise partition of a linear system, as displayed in Figure 6, each process holds a contiguous subset of the rows of the matrix, along with corresponding vector values. The local rows



**Figure 6: Matrix-vector multiplication across four processes, row-wise.**

of the matrix are further split into an on-process block, associated with local vector values, as well as off-process columns, which correspond to vector entries stored on other processes. As a result, matrix operations such as sparse matrix-vector communication require communication of vector values corresponding to non-zero off-process columns. Hence, vector communication consists of each process sending vector values to any process with corresponding non-zero columns. This communication pattern is initialized during construction of the matrix.

Similarly, matrix communication depends on the non-zero off-process columns. Figure 7 shows two matrices,  $A$  and  $B$ , partitioned row-wise across four processes, with the local rows again partitioned into on and off-process columns. Matrix operations such as



**Figure 7: Two matrices partitioned across four processes in a row-wise manner.**

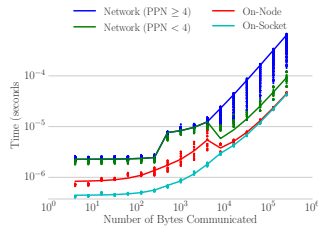
sparse matrix-matrix multiplication require communication of the rows of  $B$  that correspond to non-zero off-process columns of  $A$ . In essence, matrix communication retains the same communication pattern as that of vectors, but requiring entire rows of the matrix rather than single values.

This *point-to-point* communication [15] dominates the total time (both setup and solve) in coarse levels of AMG, as show in Figure 1. The cost associated with communication increases on coarse levels.

### 3 NODE-AWARE COMMUNICATION

The cost associated with standard point-to-point communication throughout AMG can be reduced through the use of node-awareness, particularly when a large number of messages are communicated, as is the case on coarse levels of AMG. This concept is introduced in [1] for the SpMV and is extended here to all components of the AMG setup and solve phases. In particular, a new two-step communication process is introduced for the finest levels of the AMG hierarchy.

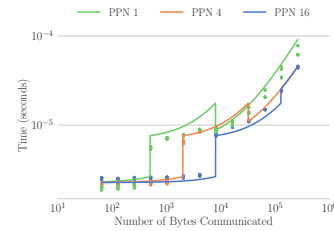
The cost of communication depends on many factors, such as number of messages, size of the messages, and relative locations of the send and receive processes. For instance, messages between two processes on the same socket are significantly cheaper than communication between processes located on the same node but different sockets. Communication cost is further increased when the send and receive processes are on different nodes, requiring messages to be injected into the network. Figure 8 shows the difference in the cost of sending a single message relative to the location of participating processes, with measured timings represented as scattered dots while the corresponding thick lines display the associated model measurements. The model is calculated with the max-rate model, which adds bandwidth injection limits to the standard postal model [16], and the ping-pong tests are measured with Nodecomm<sup>1</sup>. Furthermore, the cost of communicating data between



**Figure 8:** The cost of sending a single message between two processes located on the same socket, on different sockets of the same node, or on different nodes. The scattered dots represent timings, while the thick lines are corresponding models.

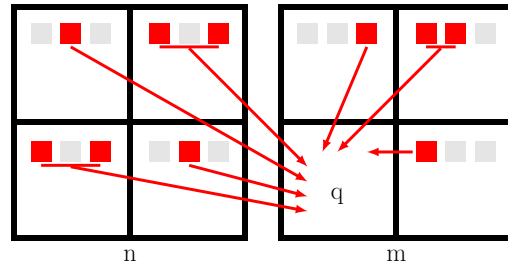
nodes is dependent on the number of active processes, with the cost minimized as data is distributed across a larger number of processes. Figure 9 displays the cost of sending a single message between two nodes, with various numbers of active processes. Additional parameters not included in the max-rate model add to the cost of communication, such as queue search costs, which result from sending a large number of messages at once, and network contention, which occurs when many processes communicate large amounts of data across multiple links of the network [9]. The large costs associated with inter-node messages motivate replacing them with extra intra-node messages when possible. However, a node’s communication load should remain balanced with all ppn processes sending approximately  $\frac{1}{\text{ppn}}$ <sup>th</sup> of the data to minimize bandwidth costs.

<sup>1</sup>See [https://bitbucket.org/william\\_gropp/baseenv](https://bitbucket.org/william_gropp/baseenv)



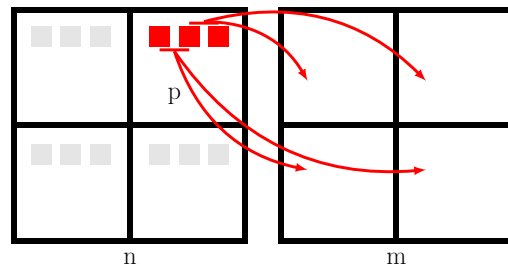
**Figure 9:** The cost of sending a single message between two processes on different nodes. Various amounts of data are sent between the two nodes, with between 1 and 16 processes communicating an even portion of this data per node.

Standard communication requires sending data directly between processes, regardless of their locations within the parallel topology. For example, Figure 10 displays standard communication in which a number of processes on nodes  $n$  and  $m$  send data directly to a process  $q$ . Furthermore, Figure 11 shows the standard process of



**Figure 10:** Standard communication between processes on node  $n$  and a process  $q$  on node  $m$  yields multiple messages to be sent between the two nodes.

communicating data from some process  $p$  on node  $n$  to all processes on node  $m$ . In both cases, multiple messages are communicated be-

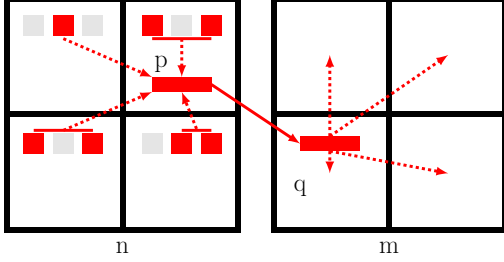


**Figure 11:** Standard communication from a process  $p$  to all processes on node  $m$  yields multiple messages to be communicated between nodes  $n$  and  $m$ , while also sending duplicate data through the network.

tween the two nodes. Furthermore, in the latter example, duplicate data is sent to multiple processes on node  $m$ , indicating both the number and size of messages communicated between nodes  $n$  and  $m$  is larger than ideal.

### 3.1 Three-Step Node-Aware Communication

Three-step node-aware parallel (NAP-3) communication reduces the number and size of messages injected into the network while increasing the amount of less-costly on-node communication [1]. NAP-3 communication gathers all data to be sent to node  $m$  on some process local to the node  $n$  on which it originates. This data is then sent as a single message through the network, before being distributed to the necessary processes on node  $m$ . Figure 12 displays the steps of sending data from node  $n$  to  $m$ , sending first to process  $p$  on node  $n$ . A single message is then sent from process  $p$  on



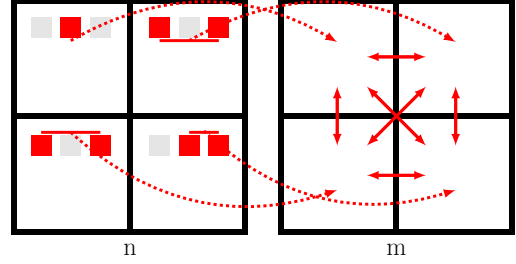
**Figure 12: Three-step node-aware communication: (1) gather data on a process  $p$  local to the node on which data originates, (2) send a single message between process  $p$  on node  $n$  and process  $q$  on node  $m$ , and (3) redistribute across processes on node  $m$ .**

node  $n$  to process  $q$  on node  $m$ . Finally, process  $q$  distributes the received data to processes on node  $m$  that need it. In addition, all on-node messages, or those for which the process of origin lies on the same node as the destination process, are communicated with the standard approach. It is important to note that it is likely that there are other nodes in the network to which processes on node  $n$  must also send. This data is gathered on some process  $s$  on  $n$  that is not  $p$ . As a result, several processes per node are communicating.

NAP-3 communication greatly reduces both the number of messages as well as the number of bytes injected into the network by any node. When a node  $n$  is communicating similar amounts of data to many other nodes, the per-process message size is also greatly reduced. However, in the case that node  $n$  is communicating the majority of data to a single node  $m$ , a large imbalance can occur in communication requirements of the processes local to node  $n$ , reducing bandwidth and increasing message cost.

### 3.2 Two-Step Node-Aware Communication

Alternatively, this paper introduces a method to allow *all* processes to remain active in inter-node communication. This two-step approach to node-aware communication (NAP-2), displayed in Figure 13, consists of gathering all data on-process to be sent to a node  $m$ , and sending this directly to the corresponding process. This is followed by redistribution of values on the receiving node. This alternate node-aware method reduces the number and size of data by eliminating the duplication displayed in Figure 11, but the multiple messages communicated between nodes in Figure 10 remains. Therefore, NAP-2 communication can greatly reduce the number and size of inter-node messages over standard communication while process loads remain equally balanced to standard



**Figure 13: An alternative, two-step node-aware communication: (1) gather all data to be sent to node  $m$  on process  $p$  and (2) send directly to the corresponding process on node  $m$ .**

communication. However, as up to  $ppn$  messages remain between each set of nodes, NAP-2 does not reduce the message count to the extent of NAP-3, and as a result is less beneficial when there is communication between a large number of nodes.

### 3.3 Performance Models for Communication Strategies

The optimal communication strategy varies with problem type, problem scale, level in AMG hierarchy, and operation. Figure 14 displays the cost of performing various dominate matrix operations on each level of the Ruge-Stüben AMG hierarchy for the Laplace system from Example 2.1. While node-aware communication often yields large speedups on coarse levels, additional work and load imbalance can significantly slowdown fine-level communication. Therefore, a performance model should be used to determine which communication strategy is ideal for the various operations throughout AMG.

The max-rate model [16] describes the cost of sending messages from a symmetric multiprocessing (SMP) node as

$$T = \alpha n + \frac{ppns}{\min(R_N, ppnR_b)}, \quad (1)$$

where  $\alpha$  is the latency,  $R_b$  is rate at which a process can transport data, and  $R_N$  is the rate at which a network interface device (NID) can inject data into the network. Furthermore,  $n$  is the maximum number of messages sent and  $s$  is the maximum number of bytes. This model assumes that all processes on a node communicate equal amounts of data. However, as NAP-3 can result in imbalanced communication loads, the max-rate model is altered to be

$$T = \alpha n + \max\left(\frac{s_{node}}{R_N}, \frac{s_{proc}}{R_b}\right), \quad (2)$$

where  $s_{proc}$  is the maximum number of bytes communicated by any process and  $s_{node}$  is the maximum number of bytes injected by any NID. In the case of perfect load balance,  $s_{node}$  is equal to  $ppn \cdot s_{proc}$ , and Equation 2 reduces to the original max-rate model. Furthermore, when modeling the cost of intra-node communication, the max-rate model reduces to the standard postal model

$$T = \alpha_\ell n + \frac{s}{R_{b_\ell}}, \quad (3)$$

as data is not injected into the network. In this model,  $\alpha_\ell$  is the latency required to send a message to another process on-node,

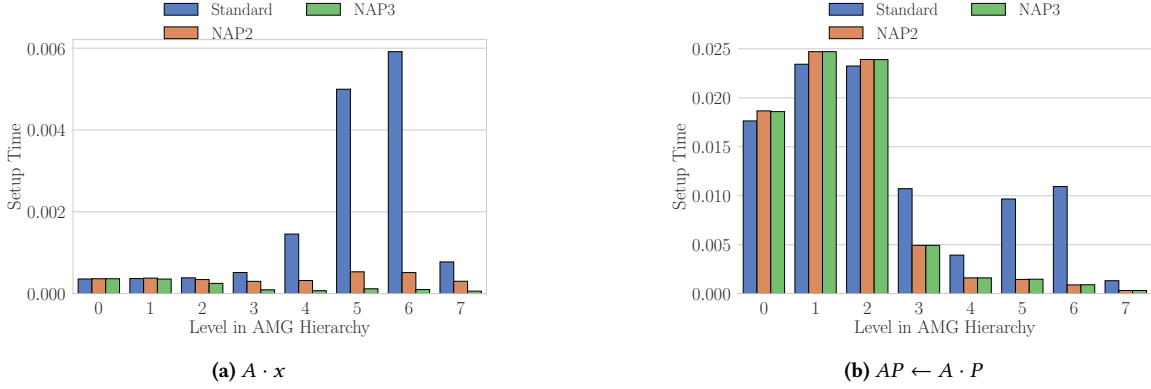


Figure 14: Cost of standard, two-step node-aware, and three-step node aware communication for SpGEMM and SpMV operations from Example 2.1

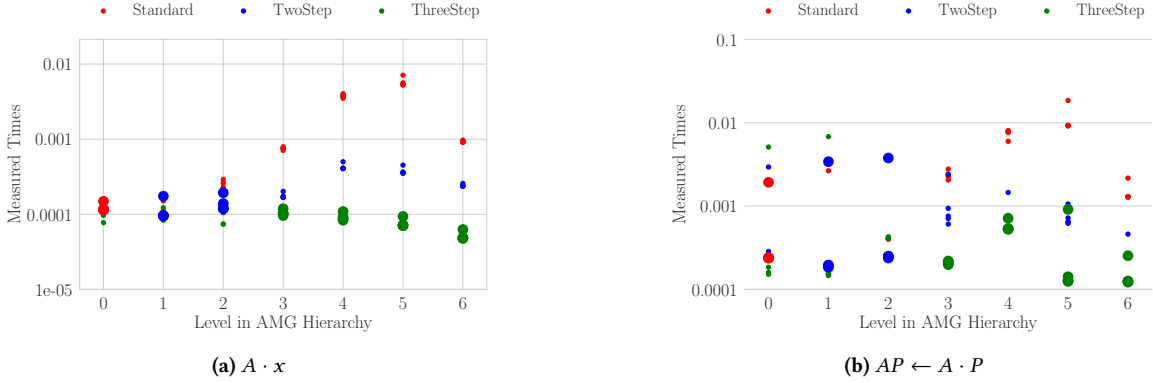


Figure 15: The cost of various AMG operations throughout the Ruge-Stüben hierarchy for Example 2.1. Each plot contains the operation cost associated with standard, NAP2, and NAP3 communication. The larger dots represent the method chosen as minimal by the performance models.

and  $R_{b_\ell}$  is the rate at which data is transported between two on-node processes. In all models, the latency and bandwidth terms are measured and applied separately to short, eager, and rendezvous protocols.

The cost of each communication strategy can be approximated as the sum of the cost of inter-node messages, modeled by Equation 2, and intra-node message cost as determined by Equation 3. Furthermore, as fully intra-node communication is performed equivalently in all strategies, only inter-node communication and the node-aware approaches' additional intra-node communication requirements are modeled.

Standard communication is modeled as

$$T = \alpha n_{\text{proc}} + \max\left(\frac{s_{\text{node}}}{R_N}, \frac{s_{\text{proc}}}{R_b}\right), \quad (4)$$

where  $n_{\text{proc}}$  is the maximum number of processes with which any process communicates.

Similarly NAP-2 communication is modeled by

$$T = \alpha n_{\text{proc}2\text{node}} + \max\left(\frac{s_{\text{node}}}{R_N}, \frac{s_{\text{proc}}}{R_b}\right) + \alpha_\ell \text{ppn} - 1 + \frac{s_{\text{proc}}}{R_{b_\ell}}, \quad (5)$$

where  $n_{\text{proc}2\text{node}}$  is the maximum number of nodes with which any process communicates. Additional intra-node communication is modeled with an upper bound of  $\text{ppn} - 1$  messages, transferring a total of  $s_{\text{proc}}$  bytes. In this worst case, a process sends all received bytes to the  $\text{ppn} - 1$  other processes on the node.

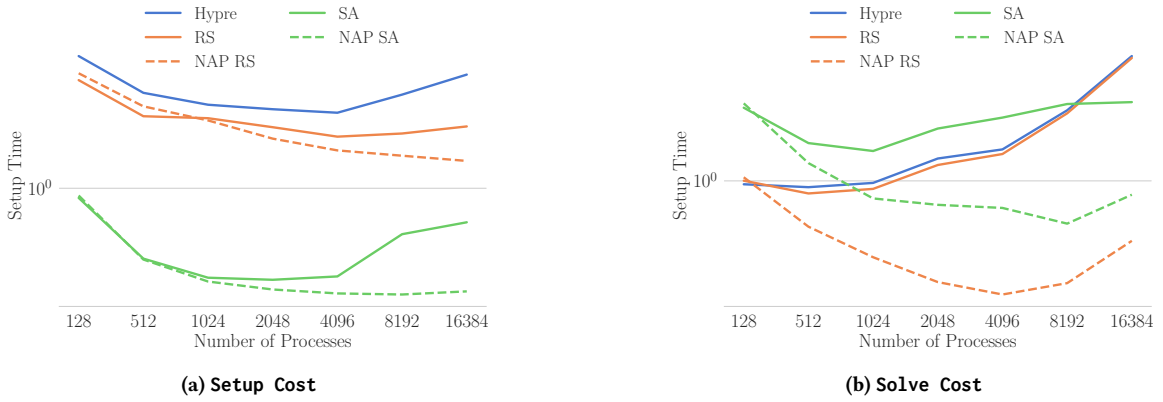
Finally, NAP-3 communication is modeled as

$$T = \alpha \frac{n_{\text{node}2\text{node}}}{\text{ppn}} + \max\left(\frac{s_{\text{node}}}{R_N}, \frac{s_{\text{node}2\text{node}}}{R_b}\right) + 2 \cdot \left(\alpha_\ell \text{ppn} - 1 + \frac{s_{\text{node}2\text{node}}}{R_{b_\ell}}\right), \quad (6)$$

where  $n_{\text{node}2\text{node}}$  and  $s_{\text{node}2\text{node}}$  are the number and size of messages, respectively, communicated between any two nodes.

These models do not take into account reductions in the size of node-aware messages that result from removing duplicate data. Furthermore, the additional intra-node communication in the NAP-2 and NAP-3 models is a rough estimate of an upper bound. However, the models are accurate enough to distinguish between the various strategies.

Figure 15 shows the cost of communication in the SpGEMM  $A \cdot P$  and the SpMV  $A \cdot x$  on each level of the AMG hierarchy from Example 2.1 for each of the communication strategies. Each operation is



**Figure 16: Setup and solve times for both the Ruge-Stüben and Smoothed Aggregation hierarchies for the MFEM Grad-Div system.**

tested multiple times, and all timings are plotted. The enlarged circles represent the communication strategy with minimum modeled measurement. While the measurements vary among the runs, the model accurately chooses a communication strategy that performs at least as well as standard communication.

## 4 RESULTS

Node-aware communication can be used throughout the dominant methods of the setup and solve phases. This section presents performance and scaling results of algebraic multigrid with node-aware communication. Optimal strategies for vector and matrix communication are determined during the formation of each matrix in the AMG hierarchy. After a matrix is created, the performance models in Equations 4, 5, and 6 are calculated and the strategy with minimum modeled cost is chosen. Separate models are calculated for vector and matrix communication, allowing for different strategies for each type of communication.

Throughout this section, both Ruge-Stüben and Smoothed Aggregation solvers are analyzed for the problems that follow.

**MFEM Grad-Div** - The finite element discretization of  $-\nabla(\alpha \nabla \cdot (F)) + \beta F = f$ , created with MFEM, on the three-dimensional fichera-q3 mesh. The system has 2 801 664 degrees-of-freedom and 117 107 712 non-zeros, unless otherwise specified.

**MFEM DPG Laplace** - The Discontinuous Petrov-Galerkin (DPG) discretization of the Laplace system  $-\Delta u = 1$ , created with MFEM, on the three-dimensional star-q3 mesh. This system contains 131 720 rows and 104 529 920 non-zeros, unless otherwise specified.

The Ruge-Stüben hierarchies for these systems are aggressively coarsened with HMIS and extended+i interpolation, while smoothed aggregation hierarchies are created with aggregates based on an MIS-2 of the graph. All tests are performed with RAPtor [10] and compared against an identical Ruge-Stüben hierarchy that is created and solved with a state-of-the-field solver, Hypre’s Boomer AMG [3, 18]. Performance tests are run on both Blue Waters, a Cray supercomputer at the National Center for Supercomputing Applications [2, 11], and Quartz, an Intel Xeon E5 machine at Lawrence Livermore National Laboratory. All Blue Waters tests are performed

with 16 processes per node, while Quartz timings are acquired with 32 processes per node..

Figure 16 displays the costs of both setting up and solving Ruge-Stüben and smoothed aggregation hierarchies for the **MFEM Grad-Div** system on various core counts of Blue Waters. Timings are plotted both with and without node-aware communication. While minimal improvements are obtained at small core counts, node-aware communication yields increased improvements as the problem is strongly scaled across processes, particularly in the solve phase of AMG. The cost of both determining the appropriate communication strategy through models and forming node-aware communicators is included in the setup phase costs.

The total cost of solving the **MFEM Grad-Div** system with AMG on **Blue Waters** are displayed in Figure 17 alongside speedups achieved with node-aware communication. Large improvements are obtained over AMG with standard communication as the core count is increased, with a nearly 4x speedup near the strong scaling limits of each solver.

The total AMG costs and node-aware speedups associated with solving the **MFEM DPG Laplace** system on **Blue Waters** are displayed in Figure 18. While performance improvements are less drastic than seen in the **MFEM Grad-Div** system, strong scalability is extended to at least 16 384 processes for both solvers. Furthermore, the speedups increase with process count.

The total AMG costs and node-aware speedups associated with solving the **MFEM Grad-Div** system on **Quartz** are displayed in Figure 18. As with the Blue Waters results, the total cost of AMG is improvement most drastically as the problem is strongly scaled across the processors.

Similar performance is obtained when weakly scaling the system, as shown in Figure 20. Node-aware communication improves performance at the various weak scales, with more drastic improvements as the scale increases.

Further improvements to node-aware AMG are possible, as many operations yield little to no speedup, particularly in the setup phase. While the majority of operations throughout the setup phase are dependent on the sparsity pattern of  $A$ , the transpose multiplication step  $P^T \cdot AP$  is dependent on the sparsity pattern of  $P$ . Therefore,



## Reducing Communication in Algebraic Multigrid with Multi-step Node Aware Communication

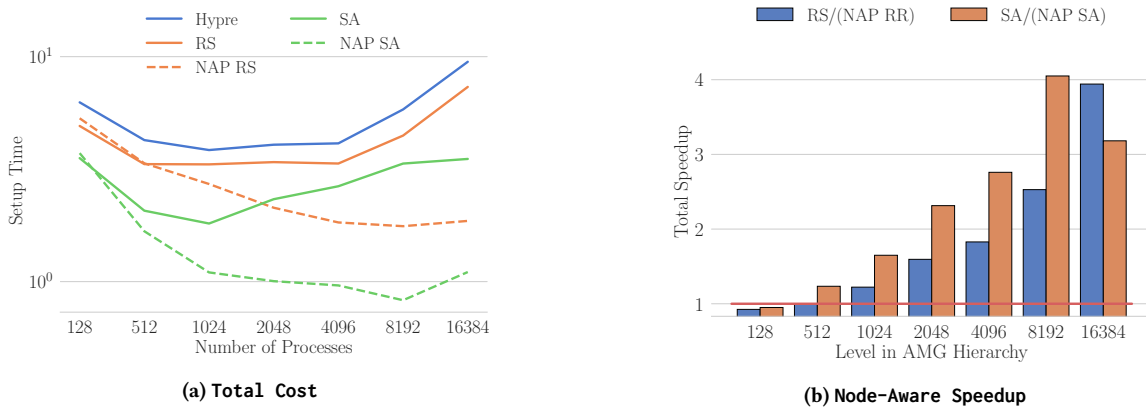


Figure 17: Total AMG times for both the Ruge-Stüben and Smoothed Aggregation hierarchies for MFEM Grad-Div on Blue Waters.

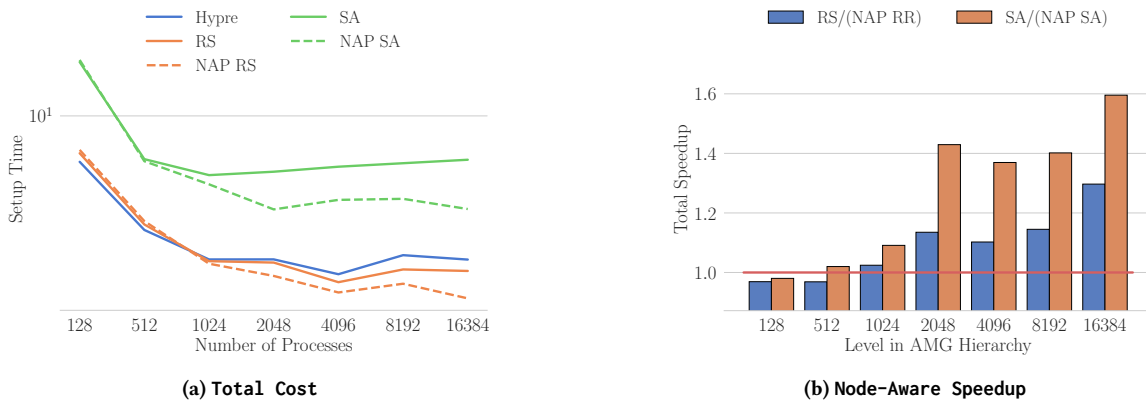


Figure 18: Total AMG times for both the Ruge-Stüben and Smoothed Aggregation hierarchies for MFEM DPG Laplace on Blue Waters.

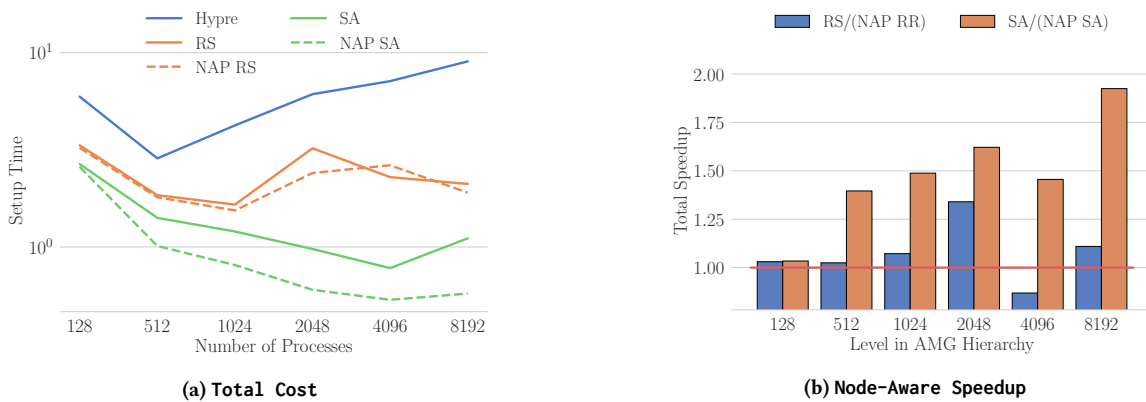
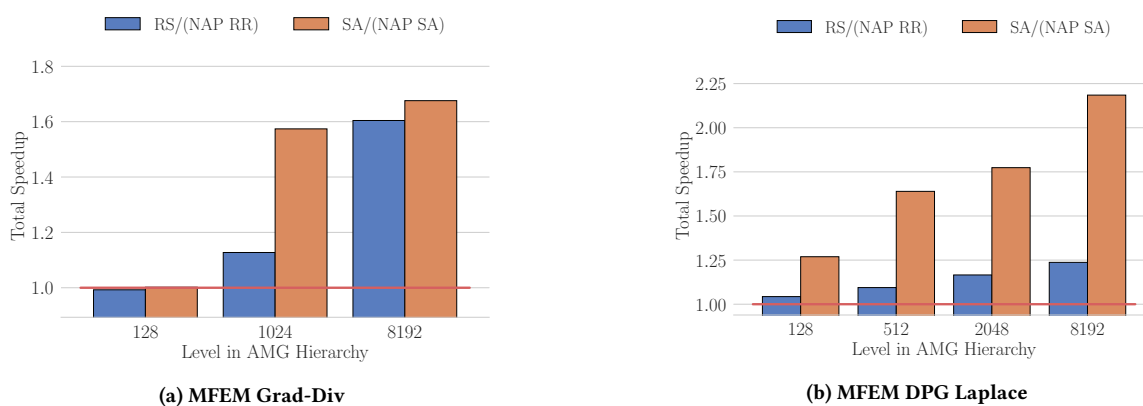


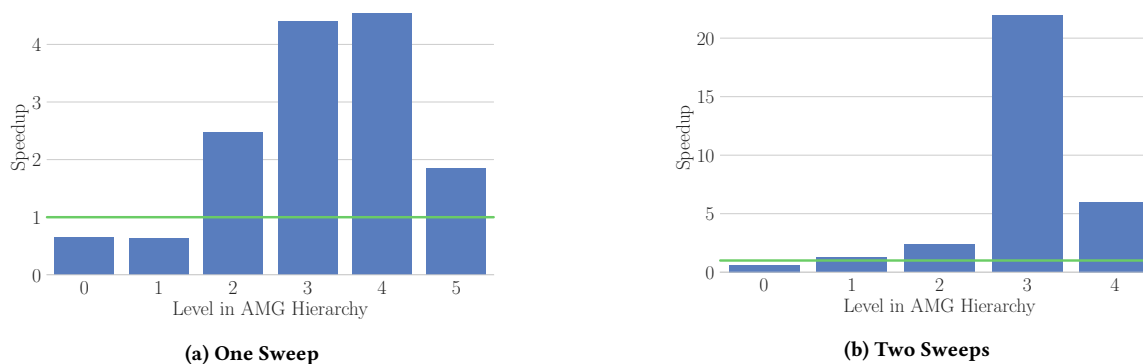
Figure 19: Total AMG times for both the Ruge-Stüben and Smoothed Aggregation hierarchies for MFEM Grad-Div on Quartz.

node-aware communication will have larger improvements for transpose multiplication with denser  $P$  matrices. This motivates increasing the density of  $P$  to increase the accuracy of projecting

data between methods, such as using multiple sweeps of Jacobi smoothing during the smoothed aggregation AMG setup. Figure 21



**Figure 20: Node-aware speedups achieved for both the Ruge-Stüben and Smoothed Aggregation hierarchies for weakly scaled MFEM systems. All systems have approximately 10 000 degrees-of-freedom per core.**



**Figure 21: Speedup in  $P^T \cdot (AP)$  throughout the smoothed aggregation hierarchy for a stenciled two-dimensional rotated anisotropic diffusion system when using a single sweep of Jacobi prolongation, as typical, or increasing to two smoothing sweeps.**

shows the speedups obtained with node-aware communication during  $P^T \cdot AP$  on each level for both the standard hierarchy and when using multiple smoothing sweeps. There is significant speedup for the denser  $P$  resulting from the latter.

## 5 CONCLUSIONS

This paper has introduced a method of using node-awareness to reduce the amount of inter-node communication at a trade-off of less costly intra-node communication, and applied this communication method to the various parts of algebraic multigrid. Node-aware communication yields improvements in the performance and scalability of both the setup and solve phases for a variety of three-dimensional matrices created with MFEM. Node-aware communication yields improvements over the the state-of-the-field solver, Hypr. Furthermore, performance and scalability improvements are obtained on both Blue Waters and Quartz. Future work will be done to further improve the performance of node-aware communication by improving the underlying performance models

and allowing for different communication strategies for each node. Furthermore, this strategy can be extended to a variety of other methods as well as emerging architectures.

## ACKNOWLEDGMENTS

This research is part of the Blue Waters sustained-petascale computing project, which is supported by the National Science Foundation (awards OCI-0725070 and ACI-1238993) and the state of Illinois. Blue Waters is a joint effort of the University of Illinois at Urbana-Champaign and its National Center for Supercomputing Applications. This material is based in part upon work supported by the National Science Foundation Graduate Research Fellowship Program under Grant Number DGE-1144245. This material is based in part upon work supported by the Department of Energy, National Nuclear Security Administration, under Award Number DE-NA0002374.

## REFERENCES

- [1] [n. d.]. ([n. d.]).
- [2] [n. d.]. Blue Waters. <https://bluewaters.ncsa.illinois.edu/>.
- [3] [n. d.]. HYPRE: High performance preconditioners. <http://www.llnl.gov/CASC/hypre/>.
- [4] [n. d.]. MFEM: Modular finite element methods. [mfem.org](http://mfem.org).
- [5] Allison H. Baker, Todd Gamblin, Martin Schulz, and Ulrike Meier Yang. 2011. Challenges of Scaling Algebraic Multigrid Across Modern Multicore Architectures. In *Proceedings of the 2011 IEEE International Parallel & Distributed Processing Symposium (IPDPS '11)*. IEEE Computer Society, Washington, DC, USA, 275–286. <https://doi.org/10.1109/IPDPS.2011.35>
- [6] Abhinav Bhatele, Todd Gamblin, Steven H. Langer, Peer-Timo Bremer, Erik W. Draeger, Bernd Hamann, Katherine E. Isaacs, Aaditya G. Landge, Joshua A. Levine, Valerio Pascucci, Martin Schulz, and Charles H. Still. 2012. Mapping Applications with Collectives over Sub-communicators on Torus Networks. In *Proceedings of the International Conference on High Performance Computing, Networking, Storage and Analysis (SC '12)*. IEEE Computer Society Press, Los Alamitos, CA, USA, Article 97, 11 pages. <http://dl.acm.org/citation.cfm?id=2388996.2389128>
- [7] A. Bhatele and L. V. Kale. 2008. Application-specific topology-aware mapping for three dimensional topologies. In *2008 IEEE International Symposium on Parallel and Distributed Processing*. 1–8. <https://doi.org/10.1109/IPDPS.2008.4536348>
- [8] Amanda Bienz, Robert D. Falgout, William Gropp, Luke N. Olson, and Jacob B. Schroder. 2016. Reducing Parallel Communication in Algebraic Multigrid through Sparsification. *SIAM Journal on Scientific Computing* 38, 5 (2016), S332–S357. <https://doi.org/10.1137/15M1026341> arXiv:<https://doi.org/10.1137/15M1026341>
- [9] Amanda Bienz, William D. Gropp, and Luke N. Olson. 2018. Improving Performance Models for Irregular Point-to-Point Communication. In *Proceedings of the 25th European MPI Users' Group Meeting, Barcelona, Spain, September 23-26, 2018*. 7:1–7:8. <https://doi.org/10.1145/3236367.3236368>
- [10] Amanda Bienz and Luke N. Olson. 2017. RAPtor: parallel algebraic multigrid v0.1. <https://github.com/lukeolson/raptor> Release 0.1.
- [11] Brett Bode, Michelle Butler, Thom Dunning, Torsten Hoefer, William Kramer, William Gropp, and Wen-mei Hwu. 2013. The Blue Waters Super-System for Super-Science. In *Contemporary High Performance Computing: From Petascale Toward Exascale* (1 ed.), Jeffrey S. Vetter (Ed.). CRC Computational Science Series, Vol. 1. Taylor and Francis, Boca Raton, 339–366. <http://j.mp/RrBdPZ>
- [12] A. Brandt, S. F. McCormick, and J. W. Ruge. 1984. Algebraic Multigrid (AMG) for Sparse Matrix Equations. In *Sparsity and Its Applications*, D. J. Evans (Ed.). Cambridge Univ. Press, Cambridge, 257–284.
- [13] U. V. Çatalyürek and C. Aykanat. 1999. Hypergraph-partitioning-based decomposition for parallel sparse-matrix vector multiplication. *IEEE Transactions on Parallel and Distributed Systems* 10, 7 (Jul 1999), 673–693. <https://doi.org/10.1109/71.780863>
- [14] Robert D. Falgout and Jacob B. Schroder. 2014. Non-Galerkin Coarse Grids for Algebraic Multigrid. *SIAM Journal on Scientific Computing* 36, 3 (2014), C309–C334. <https://doi.org/10.1137/130931539> arXiv:<http://dx.doi.org/10.1137/130931539>
- [15] William Gropp, Ewing Lusk, Nathan Doss, and Anthony Skjellum. 1996. A high-performance, portable implementation of the MPI message passing interface standard. *Parallel Comput.* 22, 6 (1996), 789 – 828. [https://doi.org/10.1016/0167-8191\(96\)00024-5](https://doi.org/10.1016/0167-8191(96)00024-5)
- [16] William Gropp, Luke N. Olson, and Philipp Samfass. 2016. Modeling MPI Communication Performance on SMP Nodes: Is It Time to Retire the Ping Pong Test. In *Proceedings of the 23rd European MPI Users' Group Meeting (EuroMPI 2016)*. ACM, New York, NY, USA, 41–50. <https://doi.org/10.1145/2966884.2966919>
- [17] Bruce Hendrickson and Tamara G. Kolda. 2000. Graph Partitioning Models for Parallel Computing. *Parallel Comput.* 26, 12 (Nov 2000), 1519–1534. [https://doi.org/10.1016/S0167-8191\(00\)00048-X](https://doi.org/10.1016/S0167-8191(00)00048-X)
- [18] Van Emden Henson and Ulrike Meier Yang. 2002. BoomerAMG: A Parallel Algebraic Multigrid Solver and Preconditioner. *Appl. Numer. Math.* 41, 1 (April 2002), 155–177. [https://doi.org/10.1016/S0168-9274\(01\)00115-5](https://doi.org/10.1016/S0168-9274(01)00115-5)
- [19] N. T. Karonis, B. R. de Supinski, I. Foster, W. Gropp, E. Lusk, and J. Bresnahan. 2000. Exploiting hierarchy in parallel computer networks to optimize collective operation performance. In *Proceedings 14th International Parallel and Distributed Processing Symposium. IPDPS 2000*. 377–384. <https://doi.org/10.1109/IPDPS.2000.846009>
- [20] Thilo Kielmann, Rutger F. H. Hofman, Henri E. Bal, Aske Plaat, and Raoul A. F. Bhoedjang. 1999. MagPle: MPT's Collective Communication Operations for Clustered Wide Area Systems. *SIGPLAN Not.* 34, 8 (May 1999), 131–140. <https://doi.org/10.1145/329366.301116>
- [21] S. F. McCormick and J. W. Ruge. 1982. Multigrid methods for variational problems. *SIAM J. Numer. Anal.* 19, 5 (1982), 924–929.
- [22] Ali Pinar and Cevdet Aykanat. 2004. Fast Optimal Load Balancing Algorithms for 1D Partitioning. *J. Parallel Distrib. Comput.* 64, 8 (Aug. 2004), 974–996. <https://doi.org/10.1016/j.jpdc.2004.05.003>
- [23] J. W. Ruge and K. Stüben. 1987. Algebraic Multigrid (AMG). In *Multigrid Methods*, S. F. McCormick (Ed.). SIAM, Philadelphia, 73–130.
- [24] Paul Sack and William Gropp. 2012. Faster Topology-aware Collective Algorithms Through Non-minimal Communication. In *Proceedings of the 17th ACM SIGPLAN Symposium on Principles and Practice of Parallel Programming (PPoPP '12)*. ACM, New York, NY, USA, 45–54. <https://doi.org/10.1145/2145816.2145823>
- [25] Edgar Solomonik, Abhinav Bhatele, and James Demmel. 2011. Improving Communication Performance in Dense Linear Algebra via Topology Aware Collectives. In *Proceedings of 2011 International Conference for High Performance Computing, Networking, Storage and Analysis (SC '11)*. ACM, New York, NY, USA, 77:1–77:11. <https://doi.org/10.1145/2063384.2063487>
- [26] Hans De Sterck, Robert D. Falgout, Joshua W. Nolting, and Ulrike Meier Yang. 2008. Distance-two interpolation for parallel algebraic multigrid. *Numerical Linear Algebra with Applications* 15, 2-3 (2008), 115–139. <https://doi.org/10.1002/nla.559>
- [27] Hans De Sterck, Ulrike Meier Yang, and Jeffrey J. Heys. 2005. Reducing Complexity in Parallel Algebraic Multigrid Preconditioners. *SIAM J. Matrix Anal. Appl.* 27, 4 (Dec. 2005), 1019–1039. <https://doi.org/10.1137/040615729>
- [28] Eran Treister and Irad Yavneh. 2015. Non-Galerkin Multigrid Based on Sparsified Smoothed Aggregation. *SIAM Journal on Scientific Computing* 37, 1 (2015), A30–A54. <https://doi.org/10.1137/140952570> arXiv:<http://dx.doi.org/10.1137/140952570>
- [29] R. S. Tuminaro and C. Tong. 2000. Parallel Smoothed Aggregation Multigrid : Aggregation Strategies on Massively Parallel Machines. In *Supercomputing, ACM/IEEE 2000 Conference*. 5–5. <https://doi.org/10.1109/SC.2000.10008>
- [30] Ümit V. Çatalyürek, Cevdet Aykanat, and Bora Uçar. 2010. On Two-Dimensional Sparse Matrix Partitioning: Models, Methods, and a Recipe. *SIAM Journal on Scientific Computing* 32, 2 (2010), 656–683. <https://doi.org/10.1137/080737770> arXiv:<https://doi.org/10.1137/080737770>
- [31] Brendan Vastenhouw and Rob H. Bisseling. 2005. A Two-Dimensional Data Distribution Method for Parallel Sparse Matrix-Vector Multiplication. *SIAM Rev.* 47, 1 (2005), 67–95. <https://doi.org/10.1137/S0036144502409019> arXiv:<https://doi.org/10.1137/S0036144502409019>
- [32] L. Wesolowski, R. Venkataraman, A. Gupta, J. S. Yeom, K. Bisset, Y. Sun, P. Jetley, T. R. Quinn, and L. V. Kale. 2014. TRAM: Optimizing Fine-Grained Communication with Topological Routing and Aggregation of Messages. In *2014 43rd International Conference on Parallel Processing*. 211–220. <https://doi.org/10.1109/ICPP.2014.30>
- [33] Ulrike Meier Yang. 2010. On long-range interpolation operators for aggressive coarsening. *Numerical Linear Algebra with Applications* 17, 2–3 (2010), 453–472. <https://doi.org/10.1002/nla.689>