

# Cusum tests for changes in the Hurst exponent and volatility of fractional Brownian motion

Markus Bibinger<sup>\*a</sup>

<sup>a</sup>*Faculty of Mathematics and Computer Science, Philipps-Universität Marburg*

---

## Abstract

In this note, we construct cusum change-point tests for the Hurst exponent and the volatility of a discretely observed fractional Brownian motion. As a statistical application of the functional Breuer-Major theorems by Bégyn (2007) and Nourdin and Nualart (2018), we show under infill asymptotics consistency of the tests and weak convergence to the Kolmogorov-Smirnov law under the no-change-hypothesis. The test is feasible and pivotal in the sense that it is based on a statistic and critical values which do not require knowledge of any parameter values. Consistent estimation of the break date under the alternative hypothesis is established. We demonstrate the finite-sample properties in simulations and a data example.

*Keywords:* Change-point test, cusum, fractional Brownian motion, high-frequency data, Hurst exponent, sunspot

*2010 MSC:* 60G22, 62M10

---

## 1. Introduction

The (simplest) definition of fractional Brownian motion (fBm),  $B^H = (B_t^H)_{t \geq 0}$ , is that  $B^H$  is a continuous-time Gaussian process with continuous paths which is centered,  $\mathbb{E}[B_t^H] = 0$  for all  $t$ , and with covariance function

$$\mathbb{E}[B_t^H B_s^H] = \frac{1}{2}(t^{2H} + s^{2H} - |t - s|^{2H}), t, s \geq 0.$$

$B^H$  has stationary Gaussian increments  $(B_t^H - B_s^H) \sim N(0, |t - s|^{2H})$  and is  $H$ -self-similar. Except the case  $H = 1/2$ , when  $B^{1/2}$  is Brownian motion, increments are not independent and  $B^H$  is not a semi-martingale. We refer to Nourdin (2012) for more information on properties of fBm. We observe a path of fBm  $B_\sigma^H = \sigma B^H$ , with a volatility (or scaling) parameter  $\sigma > 0$ , over the unit interval  $[0, 1]$  at  $(n+1)$  equidistant discrete observation times,  $\sigma B_{j\Delta_n}^H, j = 0, \dots, n = \Delta_n^{-1}$ . Denote  $\Delta_j^n B_\sigma^H = \sigma(B_{j\Delta_n}^H - B_{(j-1)\Delta_n}^H), j = 1, \dots, n$ , the observed increments called fractional Gaussian noise. We establish limit results under infill asymptotics as  $n \rightarrow \infty, \Delta_n \rightarrow 0$ .

The self-similarity parameter  $H \in (0, 1)$ , called *Hurst exponent*, determines the persistence and the smoothness regularity of paths of  $B_\sigma^H$ . Modelling data by fBm asks for statistical inference on  $H$  and  $\sigma$ . There is a rich literature on estimators for  $H$ , but local asymptotic normality (LAN) and thus asymptotic efficiency of maximum likelihood (mle) and the whittle estimator under infill asymptotics has been established only recently by Brouste and Fukasawa (2018).

---

<sup>\*</sup>Financial support from the Deutsche Forschungsgemeinschaft (DFG) under grant 403176476 is gratefully acknowledged.

Since the computation of the mle is infeasible for too large sample sizes due to the inversion of a covariance matrix, method of moment approaches based on power variations are prominent alternative methods which are simple to implement and fast to compute. We first restrict to the more standard case  $H \in (0, 3/4)$ ,<sup>2</sup> in that the following central limit theorem for the normalized quadratic variation is available:

$$\sqrt{n} \left( n^{2H-1} \sum_{j=1}^n (\Delta_j^n B_1^H)^2 - 1 \right) \xrightarrow{d} N(0, 2\gamma), \quad (1)$$

with  $\gamma$  given in (5), see, for instance, Nourdin et al. (2010). This setup is covered by the well-known theorem of Breuer and Major (1983). From this convergence, we derive one standard estimator for the Hurst exponent

$$\hat{H}_n = \frac{1}{2} - \frac{\log \left( \sum_{j=1}^n (\Delta_j^n B_1^H)^2 \right)}{2 \log(n)}, \quad (2)$$

and based on the delta method, when  $\sigma = 1$ , that  $\sqrt{n} \log(n) (\hat{H}_n - H) \xrightarrow{d} N(0, \gamma/2)$ . When  $\sigma$  is unknown, a small modification of this statistic using a ratio of discrete quadratic variations at different sampling frequencies

$$\hat{H}_n^{(\sigma)} = \frac{1}{2 \log(2)} \log \left( \frac{\sum_{j=0}^{n-2} (\sigma(B_{(j+2)\Delta_n}^H - B_{j\Delta_n}^H))^2}{\sum_{j=1}^n (\Delta_j^n B_\sigma^H)^2} \right), \quad (3)$$

yields a consistent estimator with  $\sqrt{n}$ -rate. More refined related estimation methods have been presented by Coeurjolly (2001) and by Bardet and Surgailis (2011) using increment ratios. Lower bounds for the convergence rates of unbiased estimators of  $H$  are known to be  $\sqrt{n} \log(n)$  when  $\sigma$  is known and  $\sqrt{n}$  in case of unknown volatility, see Coeurjolly and Iatas (2001) or Brouste and Fukasawa (2018). Hence, the estimators using power variations attain optimal rates. The volatility can be estimated when we plug-in the estimated Hurst exponent. If  $H > 3/4$ , these estimators preserve consistency, but the central limit theorems do no longer apply.

While there is a strand of literature that addresses change-point analysis for changes in the mean of fBm or related time-series models, see, for instance, Betken (2017) for a recent contribution, there is scant groundwork on changes points of the Hurst exponent  $H$ . There are a few works in the time-series literature, see Lavancier et al. (2013) and references therein, which do not include a classical cusum test based on power variations. Although cusum tests are in general very popular because of their appealing asymptotic and finite-sample properties, to the best of the author's knowledge the presented methods have not yet been discussed in the literature.

A necessary prerequisite for a cusum change-point test is a functional central limit theorem, also referred to as invariance principle. Proving such a result for power variations of fBm is difficult due to the dependence of increments. Nevertheless, exploiting properties of Gaussian processes such results have been established in the last years. Building upon two functional central limit theorems

---

<sup>2</sup>For  $H > 3/4$ , non-central marginal limit theorems with slower rates are given in Nourdin et al. (2010). We shall use a functional central limit theorem for a sum of squared second-order increments from Bégyn (2007) for the test in this case.

by Bégyn (2007) and Nourdin and Nualart (2018), we construct cusum change-point tests for a change in the Hurst exponent or the volatility parameter of the fBm. We remark that we use the general result from Nourdin and Nualart (2018) only for one simple specific function, while the authors focus on necessary and sufficient conditions under which functional weak convergence holds true.

## 2. Statistical application of functional central limit theorems for power variations

The result by Nourdin and Nualart (2018) applied with the Hermite polynomial  $H_2(x) = x^2 - 1$  of rank 2 provides for  $H \in (0, 3/4)$  a functional limit theorem for the normalized discrete quadratic variation

$$\sqrt{n} \left( n^{2H-1} \sum_{j=1}^{\lfloor nt \rfloor} (\Delta_j^n B_\sigma^H)^2 - t\sigma^2 \right) \longrightarrow \sqrt{2\gamma}\sigma^2 W_t, \quad (4)$$

as  $n \rightarrow \infty$ , weakly in the Skorokhod space of càdlàg functions with a standard Brownian motion  $W$  independent of  $B_\sigma^H$ . The limit process being continuous, convergence holds with respect to the uniform topology. The long-run variance is determined by

$$\gamma = \frac{1}{4} \sum_{r \in \mathbb{Z}} (|r+1|^{2H} + |r-1|^{2H} - 2|r|^{2H})^2 = \frac{1}{2} \left( 1 + \sum_{r=2}^{\infty} (D_2((\cdot)^{2H}, r))^2 \right), \quad (5)$$

where for some function  $f$ , the second-order increment operator is  $D_2(f, r) := f(r) - 2f(r-1) + f(r-2)$ ,  $r \in \mathbb{Z}$ . The estimate  $|D_2((\cdot)^{2H}, r)| \leq |r-1|^{-|2H-1|} 2H|1-2H|$ ,  $r \geq 2$ ,  $H \in (0, 3/4)$ , shows the convergence of the series, while the sum of squared increments exhibits long-range dependence for  $H \geq 3/4$ . By continuous mapping, (4) readily implies that

$$\frac{1}{\sqrt{n}} \sum_{j=1}^{\lfloor nt \rfloor} \left( (\Delta_j^n B_\sigma^H)^2 n^{2H} - \sum_{j=1}^n (\Delta_j^n B_\sigma^H)^2 n^{2H-1} \right) \longrightarrow \sqrt{2\gamma}\sigma^2 (W_t - tW_1), \quad (6)$$

that is, the convergence of the cusum process to a Brownian bridge. This functional central limit theorem can be exploited for a change-point test with the help of the next simple lemma.

**Lemma 1.** *Let  $X$  and  $Y$  be real-valued càdlàg functions defined on  $[0, 1]$ . For any  $\epsilon > 0$ , there exists a  $\delta > 0$ , such that*

$$\|X - Y\|_\infty = \sup_{0 \leq t \leq 1} |X_t - Y_t| \leq \delta \quad \Rightarrow \quad \left| \sup_{0 \leq t \leq 1} X_t - \sup_{0 \leq t \leq 1} Y_t \right| \leq \epsilon.$$

*Proof.* If  $\left| \sup_{0 \leq t \leq 1} X_t - \sup_{0 \leq t \leq 1} Y_t \right| > \epsilon$ , there exists  $s \in [0, 1]$ , such that

$$X_s - Y_s \geq X_s - \sup_{0 \leq t \leq 1} Y_t > \epsilon \quad \text{or} \quad Y_s - X_s \geq Y_s - \sup_{0 \leq t \leq 1} X_t > \epsilon,$$

and thus  $\|X - Y\|_\infty > \epsilon$ . Hence, for  $\epsilon > 0$  and  $\delta = \epsilon$ , we obtain the claimed continuity.  $\square$

Based on Lemma 1 and continuous mapping, we obtain the weak convergence of the supremum of the absolute left-hand side in (6), multiplied with  $(\sqrt{2\gamma}\sigma^2)^{-1}$ , to the law of the supremum of

the absolute value of a standard Brownian bridge, referred to as the Kolmogorov-Smirnov law. In the vein of Phillips (1987), this weak convergence can be exploited to test for structural breaks in the observed path of  $B_\sigma^H$ . Depending, however, on  $H$ ,  $\sigma^2$  and  $\gamma$ , this statistic is yet infeasible and we thus propose the following modification

$$T_n = \sup_{1 \leq m \leq n} |S_{n,m}|, \text{ with} \quad (7)$$

$$S_{n,m} = \frac{\frac{1}{\sqrt{n}} \sum_{j=1}^m \left( (\Delta_j^n B_\sigma^H)^2 - \frac{1}{n} \sum_{j=1}^n (\Delta_j^n B_\sigma^H)^2 \right)}{\left( \sum_{k=-n+1}^{n-1} \frac{1}{n} \sum_{j=1 \wedge (1-k)}^{(n-k) \wedge n} \left( (\Delta_j^n B_\sigma^H)^2 - \frac{\sum_{j=1}^n (\Delta_j^n B_\sigma^H)^2}{n} \right) \left( (\Delta_{j+k}^n B_\sigma^H)^2 - \frac{\sum_{j=1}^n (\Delta_j^n B_\sigma^H)^2}{n} \right) \right)^{\frac{1}{2}}},$$

where we write  $a \wedge b = \min(a, b)$ .  $S_{n,m}$  is a cusum process of squared increments standardized with the empirical long-run variance, that is, a sum over empirical autocovariances for different lags. It holds that

$$T_n \xrightarrow{d} \sup_{0 \leq t \leq 1} |W_t - tW_1|, \quad \text{as } n \rightarrow \infty, \quad (8)$$

with the Kolmogorov-Smirnov limit law. The standardization with the empirical long-run variance thus takes out the factor  $\sqrt{2\gamma\sigma^2}$  in (4). Moreover, we do not rescale squared increments by  $n^{2H}$  in (7). Multiplying numerator and denominator with  $n^{2H}$ , the squared denominator consistently estimates the long-run variance as  $n \rightarrow \infty$ , and it is positive definite by standard results from time series analysis. Slutsky's lemma in combination with the weak convergence for the infeasible statistic based on (6) thus gives the stated asymptotic distribution of  $T_n$ . In the next paragraph, we work out statistical properties of  $T_n$  and construct a change-point test. Let us recall that (8) holds true only in the case  $H < 3/4$ . Instead of considering functional non-central limit theorems when  $H \geq 3/4$ , if they were available at all, and the law of the supremum of a Rosenblatt limit process, a simpler solution to address the general case,  $H \in (0, 1)$ , is to use an analogous statistic as (7) with second-order increments. For observations  $(Z_j)_{0 \leq j \leq n}$ , set

$$T_n^{(2)} = \sup_{1 \leq m \leq n-1} |S_{n,m}^{(2)}|, \text{ with} \quad (9)$$

$$S_{n,m}^{(2)} = \frac{\frac{1}{\sqrt{n}} \sum_{j=1}^m \left( (D_2(Z_j))^2 - \frac{1}{n-1} \sum_{j=1}^{n-1} (D_2(Z_j))^2 \right)}{\left( \sum_{k=-n+2}^{n-2} \frac{1}{n-1} \sum_{j=1 \wedge (1-k)}^{(n-k-1) \wedge (n-1)} \left( (D_2(Z_j))^2 - \frac{\sum_{j=1}^{n-1} (D_2(Z_j))^2}{n-1} \right) \left( (D_2(Z_{j+k}))^2 - \frac{\sum_{j=1}^{n-1} (D_2(Z_j))^2}{n-1} \right) \right)^{\frac{1}{2}}},$$

where  $D_2(Z_j) = D_2(\text{id}, Z_j) = Z_{(j+1)\Delta_n} - 2Z_{j\Delta_n} + Z_{(j-1)\Delta_n}$  are second-order increments. A normalized sum of squared second-order increments of fBm satisfies a (functional) central limit theorem for any  $H \in (0, 1)$ , see Section 3.1 of Bégyn (2007) and we thus readily derive weak convergence of  $T_n^{(2)}$  to the Kolmogorov-Smirnov limit law for any  $H \in (0, 1)$ .

### 3. A cusum test for changes in the Hurst exponent

We consider the statistical hypothesis test

$H_0$  : We observe a discretization of a path of  $B_\sigma^H$  with  $\sigma > 0$ ,  $H \in (0, 3/4)$  constant vs.

$H_1$  : There is one  $\theta \in (0, 1)$  and we have  $B_\sigma^H$  on  $[0, \theta]$  and  $B_\sigma^{\tilde{H}}$ ,  $|H - \tilde{H}| > 0$ , on  $[\theta, 1]$ .

It is standard in the theory of statistics for high-frequency data to address such questions *path-wise*. This means that  $H_0$  and  $H_1$  are formulated for the one observed path of  $(\sigma B_t^H)_{t \in [0, 1]}$ , and the statistical decision is based on the discretization of the given path. It is not important here how the inter-dependence structure evolves under  $H_1$  around  $\theta$ . One can think for instance of two independent fBms intertwined at the change, but a gradual change of persistence in a vicinity of  $\theta$  is possible as well.

Consistency of the test is implied by the following lower bound for  $T_n$  under  $H_1$ . A standard decomposition in the expectation and a bound for the stochastic deviation by Markov's inequality yield with an almost surely finite constant  $C$  and an almost surely positive constant  $c$  that

$$\begin{aligned} T_n \geq |S_{n, \lfloor n\theta \rfloor}| &\geq \frac{\left| \frac{1}{\sqrt{n}} \sum_{j=1}^{\lfloor n\theta \rfloor} (n^{-2H} - \theta n^{-2H} - (1 - \theta)n^{-2\tilde{H}}) \right|}{C n^{-2(H \wedge \tilde{H})}} - \mathcal{O}_{\mathbb{P}}(1) \\ &\geq c\theta(1 - \theta)\sqrt{n}(1 - n^{-2(H \vee \tilde{H} - H \wedge \tilde{H})}) - \mathcal{O}_{\mathbb{P}}(1), \end{aligned}$$

where we write  $H \wedge \tilde{H} = \min(H, \tilde{H})$  and  $H \vee \tilde{H} = \max(H, \tilde{H})$ . Hence, when  $|H - \tilde{H}|$  and  $\theta(1 - \theta)$  are fix,  $T_n \rightarrow \infty$  with rate  $\sqrt{n}$ . Naturally, the power of the test decreases for  $\theta$  closer to one boundary of the observation interval or for smaller  $|H - \tilde{H}|$ . Considering a null sequence  $|H - \tilde{H}|_n \rightarrow 0$ , an expansion of  $n^{-2(H \vee \tilde{H} - H \wedge \tilde{H})_n}$  yields the speed  $|H - \tilde{H}|_n \sqrt{n} \log(n)$ . We have proved the following main result of this note.

**Theorem 3.1.** *The sequence of tests with critical regions*

$$C_n = \{T_n > q_{1-\alpha}\}, \quad (10)$$

where  $q_{1-\alpha}$  denotes the  $\alpha$ -fractile, that is, the  $(1-\alpha)$ -quantile, of the Kolmogorov-Smirnov law, provides an asymptotic distribution-free test for the null hypothesis  $H_0$  against the alternative hypothesis  $H_1$ , which has asymptotic level  $\alpha$  and asymptotic power 1. The consistency is valid for decreasing sequences of  $|H - \tilde{H}|_n$  in  $n$ , as long as  $n^{-1/2}/\log(n) = o(|H - \tilde{H}|_n)$ .

Consistency of the test directly extends to the case of more than one change in  $H$ . Further, a locally bounded drift term added to  $B_\sigma^H$  will not affect the results, which follows with standard estimates for high-frequency data provided by Jacod and Protter (2012). In case of additional nuisance jumps, truncation methods can be used to obtain a robust version.

Using (9), we can drop the restriction  $H < 3/4$  under  $H_0$ .

**Corollary 3.2.** *The sequence of tests with critical regions  $C_n = \{T_n^{(2)} > q_{1-\alpha}\}$ , provides an asymptotic distribution-free test for  $H_0$ , for any  $H \in (0, 1)$ , against  $H_1$  with asymptotic level  $\alpha$  and asymptotic power 1. The consistency is valid for decreasing sequences of  $|H - \tilde{H}|_n$  in  $n$ , as long as  $n^{-1/2}/\log(n) = o(|H - \tilde{H}|_n)$ .*

For the lower bound of  $T_n^{(2)}$  under  $H_1$ , we use that  $(D_2(Z_j))_{1 \leq j \leq (n-1)}$  are centered and

$$\mathbb{E}[(D_2(Z_j))^2] = \sigma^2(4 - 2^{2H})\Delta_n^{2H} = c_H \sigma^2 \Delta_n^{2H}, \quad (11)$$

with  $0 < c_H < 3$ , and  $c_H$  decreasing in  $H$ . Analogously as for  $T_n$ , if without loss of generality  $H < \tilde{H}$ , a lower bound is thus given by

$$\begin{aligned} T_n^{(2)} &\geq |S_{n, [n\theta]}^{(2)}| \geq c\theta(1-\theta)\sqrt{n}(c_H - c_{\tilde{H}}\Delta_n^{2(\tilde{H}-H)}) - \mathcal{O}_{\mathbb{P}}(1) \\ &\geq c(4 - 2^{2H})\theta(1-\theta)\sqrt{n}(1 - \Delta_n^{2(\tilde{H}-H)}) - \mathcal{O}_{\mathbb{P}}(1), \end{aligned}$$

with an almost surely positive constant  $c$ . This proves Corollary 3.2.

#### 4. A cusum test for changes in the volatility

We prove that  $T_n$  reacts as well to a change of  $\sigma^2$  and thus provides a statistical hypothesis test for

$H_0$  : We observe a discretization of a path of  $B_\sigma^H$  with  $\sigma > 0$ ,  $H \in (0, 3/4)$  constant vs.

$H_1^\sigma$  : There is one  $\theta \in (0, 1)$  and we have  $B_\sigma^H$  on  $[0, \theta)$  and  $B_{\tilde{\sigma}}^H, |\sigma^2 - \tilde{\sigma}^2| > 0$ , on  $[\theta, 1]$ .

A related lower bound for  $T_n$  under  $H_1^\sigma$  as in Section 3 yields with an almost surely finite constant  $C$  and an almost surely positive constant  $c$  that

$$\begin{aligned} T_n \geq |S_{n, [n\theta]}| &\geq \frac{\left| \frac{1}{\sqrt{n}} \sum_{j=1}^{[n\theta]} (\sigma^2 n^{-2H} - \theta \sigma^2 n^{-2H} - (1-\theta)\tilde{\sigma}^2 n^{-2H}) \right|}{C n^{-2H} \max(\sigma^2, \tilde{\sigma}^2)} - \mathcal{O}_{\mathbb{P}}(1) \\ &\geq c\theta(1-\theta)\sqrt{n} \left( 1 - \frac{\min(\sigma^2, \tilde{\sigma}^2)}{\max(\sigma^2, \tilde{\sigma}^2)} \right) - \mathcal{O}_{\mathbb{P}}(1). \end{aligned}$$

We obtain the following corollary to Theorem 3.1.

**Corollary 4.1.** *The sequence of tests with critical regions (10), provides an asymptotic distribution-free test for the null hypothesis  $H_0$  against the alternative hypothesis  $H_1^\sigma$ , which has asymptotic level  $\alpha$  and asymptotic power 1. The consistency is valid for decreasing sequences of  $|\sigma^2 - \tilde{\sigma}^2|_n$  in  $n$ , as long as  $n^{-1/2} = o(|\sigma^2 - \tilde{\sigma}^2|_n)$ .*

Thus,  $T_n$  rejects the null hypothesis under both types of changes. There are opportunities to discriminate the two types of changes based on the different behavior of the ratio of expected squared increments before and after the break at time  $\theta$ . We present one in the next paragraph. With (11) we obtain an analogous result for the test based on (9) for any  $H \in (0, 1)$  under  $H_0$  as well. In view of the rates in the LAN result by Brouste and Fukasawa (2018), we can see that our tests attain asymptotic minimax-optimal rates. This means that parameter differences smaller than the orders stated in Theorem 3.1 and Corollary 4.1 are impossible to detect and determine the minimax detection boundary.

## 5. Estimation of the change point and discriminating the type of change

If a change-point test rejects the null hypothesis of no change, the estimation of the time of a change, referred to as the break date, becomes of interest. We prove consistency of the argmax-estimator associated with our statistic (7) under the alternative hypothesis with one break in  $H$  at time  $\theta \in (0, 1)$ . The result analogously extends to a break in  $\sigma^2$ , and using an iterative algorithm it may be extended to multiple changes.

**Proposition 5.1.** *Under the alternative hypothesis  $H_1$ , the estimator*

$$\hat{\theta}_n = \Delta_n \operatorname{argmax}_{1 \leq m \leq n} |S_{n,m}| \quad (12)$$

satisfies that  $|\hat{\theta}_n - \theta| = \mathcal{O}_{\mathbb{P}}(\log(n)n^{-1/2})$ .

*Proof.* Without loss of generality, we consider observations  $(Z_j)_{0 \leq j \leq n}$ , with

$$\mathbb{E}[(\Delta_j^n Z)^2] = \begin{cases} \sigma^2 n^{-2H} & , 1 \leq j \leq i_n^* \\ \sigma^2 n^{-2\tilde{H}} & , i_n^* + 1 \leq j \leq n \end{cases} ,$$

where  $i_n^* = \theta n \in \mathbb{N}$  and  $n^{-2H} = n^{-2\tilde{H}} + \delta_H$ ,  $\delta_H > 0$ . Generalizations of the proof to  $\delta_H < 0$ , and when one increment is affected by  $H$  and  $\tilde{H}$  are obvious. Define  $f : [0, 1] \rightarrow \mathbb{R}$ , a piecewise constant function with

$$f(t) = \sum_{m=1}^n \mathbb{E} \left[ \sum_{j=1}^m \left( (\Delta_j^n Z)^2 - \frac{1}{n} \sum_{j=1}^n (\Delta_j^n Z)^2 \right) \right] \mathbb{1}_{((m-1)\Delta_n, m\Delta_n]}(t) ,$$

and  $f(0) = 0$ . We obtain for  $0 \leq m \leq n$ , that

$$\begin{aligned} f(m\Delta_n) &= \begin{cases} \sigma^2 n^{-2H} m(1 - \frac{i_n^*}{n}) - \sigma^2 n^{-2\tilde{H}} m(1 - \frac{i_n^*}{n}) & , 0 \leq m \leq i_n^* \\ \sigma^2 n^{-2H} i_n^*(1 - \frac{m}{n}) - \sigma^2 n^{-2\tilde{H}} i_n^*(1 - \frac{m}{n}) & , i_n^* < m \leq n \end{cases} \\ &= \begin{cases} \sigma^2 \delta_H m(1 - \frac{i_n^*}{n}) & , 0 \leq m \leq i_n^* \\ \sigma^2 \delta_H i_n^*(1 - \frac{m}{n}) & , i_n^* < m \leq n \end{cases} . \end{aligned}$$

We see that  $f$  is non-negative and increasing for  $t < \theta$ , and decreasing for  $t > \theta$ , with a unique maximum at  $\theta$ .  $f(m\Delta_n)/\sqrt{n}$  is the expectation of the numerator of the cusum process in (7). Thus,  $S_{n,m} = f(m\Delta_n)/\sqrt{n} + \mathcal{O}_{\mathbb{P}}(1)$  uniformly in  $m$ . For  $\delta_H > 0$ , it holds that  $T_n > 0$ , with a probability tending to 1, and the leading term is larger than the  $\mathcal{O}_{\mathbb{P}}(1)$ -term with a probability tending to 1. Hence, the convergence rate is implied by the relation

$$\frac{1}{\sqrt{n}} (f(i_n^* \Delta_n) - f(i_n^* \Delta_n - \gamma_n)) = \sigma^2 \delta_H \sqrt{n} \gamma_n (1 - \frac{i_n^*}{n}) \rightarrow \infty ,$$

as long as  $\gamma_n \sqrt{n} \rightarrow \infty$ . More precisely, we apply Lemma 1 from page 45 of Bibinger and Madensoy (2018) to the function  $f|_{[0, \theta]}$ , which yields for  $\gamma_n \sqrt{n} \rightarrow \infty$  that with a probability converging to 1

we have that

$$i_n^* \Delta_n \geq \hat{\theta}_n \geq i_n^* \Delta_n - \gamma_n .$$

An analogous application of the same lemma to the function  $f|_{[\theta, 1]}$ , yields that with a probability converging to 1 it holds that

$$i_n^* \Delta_n \leq \hat{\theta}_n \leq i_n^* \Delta_n + \gamma_n .$$

□

One opportunity to distinguish which type of change occurs when the test rejects the null hypothesis uses the estimator  $\hat{\theta}_n$ .

**Corollary 5.2.** *With  $\hat{\theta}_n$  from (12), for  $\hat{\theta}_n n \in \{1, \dots, n-1\}$  and observations  $(Z_j)_{0 \leq j \leq n}$ , set*

$$Q_n = \frac{\frac{1}{\hat{\theta}_n n} \sum_{j=1}^{\hat{\theta}_n n} (\Delta_j^n Z)^2}{\frac{1}{(n - \hat{\theta}_n n)} \sum_{j=\hat{\theta}_n n+1}^n (\Delta_j^n Z)^2} , \quad (13)$$

and  $Q_n = 0$ , else. It holds that

$$Q_n \xrightarrow{\mathbb{P}} \begin{cases} \infty, & \text{under } H_1 \text{ with } H < \tilde{H}, \\ \frac{\sigma^2}{\tilde{\sigma}^2}, & \text{under } H_1^\sigma, \\ 0, & \text{under } H_1 \text{ with } H > \tilde{H}, \end{cases} \quad (14)$$

as  $n \rightarrow \infty$ .

*Proof.* We have  $\hat{\theta}_n \in \{1, \dots, n\}$  by definition and since  $\theta \in (0, 1)$ ,  $\hat{\theta}_n \neq n$  almost surely for  $n$  sufficiently large. By Proposition 5.1,  $\mathbb{P}(n|\hat{\theta}_n - \theta| = o(n)) \rightarrow 1$ , as  $n \rightarrow \infty$ . Thus, we obtain that

$$\begin{aligned} Q_n &= \frac{\frac{1}{\hat{\theta}_n} \sum_{j=1}^{\hat{\theta}_n} (\Delta_j^n Z)^2}{\frac{1}{(n - \hat{\theta}_n)} \sum_{j=\hat{\theta}_n+1}^n (\Delta_j^n Z)^2} (1 + o_{a.s.}(1)) \\ &= \frac{\mathbb{E}[(\Delta_1^n Z)^2]}{\mathbb{E}[(\Delta_n^n Z)^2]} (1 + o_{\mathbb{P}}(1)) = \begin{cases} n^{-2(H - \tilde{H})}, & \text{under } H_1 \\ \frac{\sigma^2}{\tilde{\sigma}^2}, & \text{under } H_1^\sigma \end{cases} . \end{aligned} \quad \square$$

Analogous results can be proved for statistics based on (9) along the same lines.



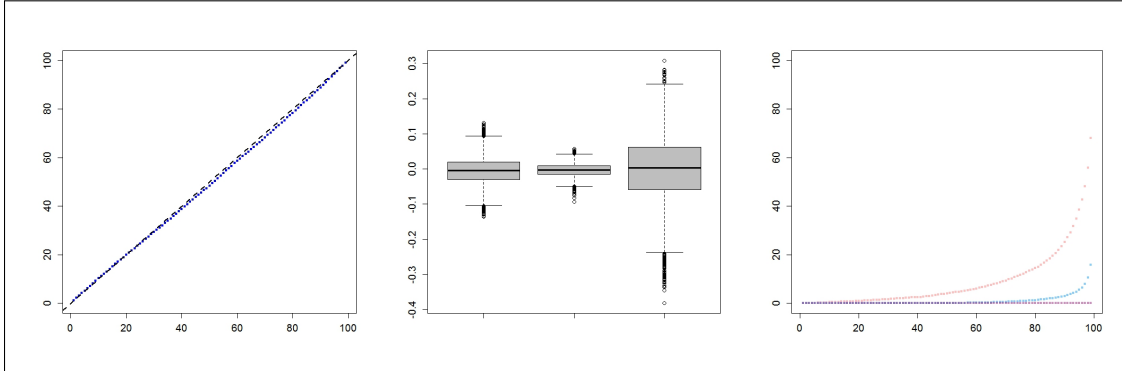


Figure 1: Left: Empirical size of the test under  $H_0$ . Middle: Boxplot comparing performances of three estimators of the Hurst exponent. Right: Empirical type II error rates for the test under  $H_1$ .

## 6. Simulations and data example

We simulate discretizations of  $B_\sigma^H$  using the code by Coeurjolly (2000) with the Cholesky method. First, the plot in the middle of Figure 1 compares the performance of three related estimators for the Hurst exponent:

1.  $\hat{H}_n$  from (2).
2.  $\hat{H}_n^{(\sigma)}$  from (3).
3. The increments ratio estimator from Bardet and Surgailis (2011) using second-order increments.

The parameter configuration is  $\sigma = 1$  and  $H = 0.2$ . The boxplots based on 10,000 Monte Carlo iterations reveal that  $\hat{H}_n$  has a much smaller finite sample variance compared to the two other estimators for  $n = 100$ . The robustification for general  $\sigma^2$  from (3) has a much larger variance. The more sophisticated increments ratio estimator has a better performance, but still cannot keep up with  $\hat{H}_n$ . According to Brouste and Fukasawa (2018) the mle, which can be computed for moderate sample sizes, allows to attain a smaller variance for general  $\sigma^2$ .

Next, we illustrate the empirical size and power of the test by plotting the relative amount of realizations of  $T_n$  from (7) smaller or equal to the percentiles of the Kolmogorov-Smirnov law against those percentiles. The results are given in the left and right plots of Figure 1 under the null hypothesis and alternative hypotheses, respectively.

For  $\sigma = 2$  and  $H = 0.2$  constant and  $n = 100$ , the left plot in Figure 1 confirms a highly accurate fit under  $H_0$  by the Kolmogorov-Smirnov limit law based on 10,000 Monte Carlo iterations. For other values of  $H \in (0, 3/4)$ , we obtain as well a high accuracy of the fit. Figure 2 shows histograms of 10,000 Monte Carlo iterations under  $H_0$ , for  $\sigma = 2$ ,  $H = 0.2$  and  $n = 100$ , and different alternative hypotheses, when  $n = 100$  for  $\tilde{H} = 0.3$  and  $\tilde{H} = 0.4$ , and when  $n = 1,000$  for  $\tilde{H} = 0.3$  and  $\tilde{H} = 0.4$ . As expected, the power increases with increasing  $|\tilde{H} - H|$  and with larger sample sizes. The left histogram under  $H_0$  closely tracks the asymptotic Kolmogorov-Smirnov law. The factors between medians (or quantiles close to the center) for the same changes  $H - \tilde{H}$ , and for the two different sample sizes, are close to the expected factors  $\sqrt{n}$  determined by the rate we have found in Section 3. For the large sample sizes, the histograms under  $H_1$  show fat tails which, however, barely reduce the power of the test in these cases. The right plot in Figure 1

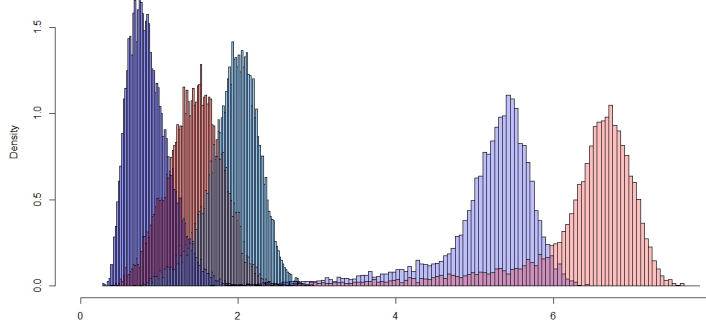


Figure 2: Left: Histogram for realizations of  $T_n$  from (7) under  $H_0$  and  $H_1$  for  $n = 100$  with  $\tilde{H} = 0.3$  and  $\tilde{H} = 0.4$ , and for  $n = 1,000$  with  $\tilde{H} = 0.3$  and  $\tilde{H} = 0.4$  (left to right).

depicts the percentage type II error rates. The testing levels of interest are located on the right of the x-axis, that is, the x-axis gives the percentage values of  $(1 - \alpha)$  when  $\alpha$  is the testing level. For sample size  $n = 1,000$ , we basically have a power of one at all reasonable testing levels in both considered cases. The power curves for  $n = 100$  in the two different scenarios are hence more informative. The ordering of the different curves is clear as we have larger power for larger  $|H - \tilde{H}|$  and larger  $n$  (compare to the histograms). Using  $T_n^{(2)}$  instead of  $T_n$ , we obtain analogous empirical distributions under the alternative hypotheses while the size under the null hypothesis is a bit better for  $T_n$ . However, when  $H = 0.85$  under the null hypothesis, the left plot of Figure 3 shows that the empirical distribution of  $T_n$  is not close to the Kolmogorov-Smirnov law any more, while the empirical distribution of  $T_n^{(2)}$  attains a good size. Under alternative hypotheses with a change of large Hurst exponents, both statistics show similar empirical distributions again. Overall, a very good power for moderate finite sample sizes of our tests is confirmed. This is in line with classical findings in change-point theory for parametric cusum tests.

For a real data example, we use the daily total sunspot number<sup>3</sup> from 1848/12/23 to 2019/03/31 having  $n = 62,190$  daily observations. Time series of sunspots are often analyzed using fBm models, see, for instance, Shaikh et al. (2008). Estimator (3) and the second-order increments ratio estimator from Bardet and Surgailis (2011) applied to all data both yield  $H \approx 0.469$ . However,  $T_n^{(2)} \approx 21.6$ , such that we clearly reject the hypothesis that  $H$  is constant. A classical R/S estimate from the increments yields a different value of ca. 0.32 for  $H$ . This method is often used in the applied literature. We do not rely on this R/S method, however, since Bardet (2018) notes that “a convincing asymptotic study of such an estimator” does *not* exist, and Taqqu et al. (1995) have demonstrated that the obtained estimates are in general not accurate. Sunspots have a periodic behavior with at least one cycle of about 11 years, compare Figure 3. Especially for non-stationary time series, we obtained inaccurate R/S Hurst exponent estimates also in simulation experiments. The right-plot of Figure 3 shows 21 point estimates for the Hurst exponent on time blocks with 3,000 days. Since more than 10,000 daily increments and around 2,000 second-order increments are

<sup>3</sup>Source: WDC-SILSO, Royal Observatory of Belgium, Brussels, <http://www.sidc.be/silso/datafiles>, accessed on April 3, 2019.

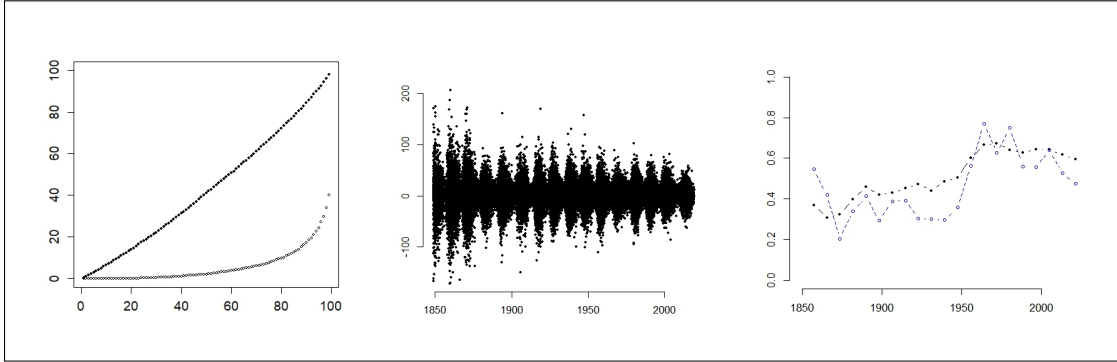


Figure 3: Left: Empirical size of tests based on  $T_n^{(2)}$  (black dots) and  $T_n$  under  $H_0$  with  $H = 0.85$ . Middle: Sunspot daily increments. Right: Estimated Hurst exponents on blocks by (3) (back dots) and increment ratios.

zero, we need to adjust the increments ratio estimator and we see some relevant differences between both estimators. Nevertheless, the empirical findings allow to conclude that a multifractional Brownian motion model is better suited and that the Hurst exponent is not constant and has larger values in a period after 1950 than before. Looking at sub-samples of the time series, we find that for 3-years block length the test does not reject the hypothesis of a constant Hurst exponent in these blocks at 10%-level in 7 of the 63 blocks with a minimum value of  $T_n^{(2)} \approx 0.65$ . For 1-year block length it is not rejected for 81 from 170 years. This indicates that within smaller time intervals fBm may be used as a suitable model.

## References

- Bardet, J.-M. (2018). Theoretical and numerical comparisons of the parameter estimator of the fractional Brownian motion. In *Mathematical structures and applications*, STEAM-H: Sci. Technol. Eng. Agric. Math. Health, pp. 153–173. Springer, Cham.
- Bardet, J.-M. and D. Surgailis (2011). Measuring the roughness of random paths by increment ratios. *Bernoulli* 17(2), 749–780.
- Bégyn, A. (2007). Functional limit theorems for generalized quadratic variations of gaussian processes. *Stochastic Process. Appl.*, 117(12), 1848 – 1869.
- Betken, A. (2017). Change point estimation based on wilcoxon tests in the presence of long-range dependence. *Electron. J. Statist.* 11(2), 3633–3672.
- Bibinger, M. and M. Madensoy (2018). Change-point inference on volatility in noisy Itô semi-martingales. *Stochastic Process. Appl.*, forthcoming.
- Breuer, P. and P. Major (1983). Central limit theorems for nonlinear functionals of Gaussian fields. *J. Multivariate Anal.* 13(3), 425–441.
- Brouste, A. and M. Fukasawa (2018). Local asymptotic normality property for fractional Gaussian noise under high-frequency observations. *Ann. Statist.* 46(5), 2045–2061.
- Coeurjolly, J.-F. (2000). Simulation and identification of the fractional Brownian motion: a bibliographical and comparative study. *J. Stat. Softw.* 50(7), 1–53.

- Coeurjolly, J.-F. (2001). Estimating the parameters of a fractional Brownian motion by discrete variations of its sample paths. *Stat. Inference Stoch. Process.* 4(2), 199–227.
- Coeurjolly, J.-F. and J. Istas (2001). Cramér-Rao bounds for fractional Brownian motions. *Statist. Probab. Lett.* 53(4), 435–447.
- Jacod, J. and P. Protter (2012). *Discretization of processes*. Springer.
- Lavancier, F., R. Leipus, A. Philippe, and D. Surgailis (2013). Detection of nonconstant long memory parameter. *Econometric Theory* 29(5), 1009–1056.
- Nourdin, I. (2012). *Selected aspects of fractional Brownian motion*. Milano: Springer.
- Nourdin, I. and D. Nualart (2018). The functional Breuer-Major theorem. *Preprint, arXiv: 1808.02378*.
- Nourdin, I., D. Nualart, and C. A. Tudor (2010). Central and non-central limit theorems for weighted power variations of fractional Brownian motion. *Ann. Inst. Henri Poincaré Probab. Stat.* 46(4), 1055–1079.
- Phillips, P. C. B. (1987). Time series regression with a unit root. *Econometrica* 55(2), 277–301.
- Shaikh, Y. H., A. R. Khan, M. I. Iqbal, S. H. Behere, and S. P. Bagare (2008). Sunspots data analysis using time series. *Fractals* 16(03), 259–265.
- Taqqu, M. S., V. Teverovsky, and W. Willinger (1995). Estimators for long-range dependence: An empirical study. *Fractals* 03(04), 785–798.