

Uncertainty relation in the presence of information measurement and feedback control

TAN VAN VU and YOSHIHIKO HASEGAWA

Department of Information and Communication Engineering, Graduate School of Information Science and Technology, The University of Tokyo, Tokyo 113-8656, Japan

PACS 05.70.Ln – Nonequilibrium and irreversible thermodynamics
PACS 05.40.-a – Fluctuation phenomena, random processes, noise, and Brownian motion
PACS 05.20.-y – Classical statistical mechanics

Abstract – This study investigates the uncertainty of dynamical observables for classical systems manipulated by repeated measurements and feedback control. The precision of observables is expected to be enhanced in the presence of an external controller, but still be limited by the amount of information obtained from the measurement. We prove that the fluctuation of arbitrary observables that are antisymmetric under time reversal is constrained from below by the entropy production and the quantity of information. This informational term is the sum of the mutual entropy production and a Kullback–Leibler divergence, which characterises the irreversibility of measurement outcomes. The result holds for finite observation times and for both continuous- and discrete-time systems. We apply the relation derived to study the precision of a flashing ratchet, which is a type of Brownian ratchets.

Introduction. – Substantial signs of progress have been made in the field of stochastic thermodynamics (ST) over the past two decades, resulting in a comprehensive theoretical framework for studying small systems. ST enables the investigation of the physical properties of nonequilibrium systems, which lead to a wide range of applications in both physics and biology [1]. Consequently, one of the main results is the fluctuation theorems [1–3], which express universal properties relevant to the symmetry of the probability distributions of thermodynamic quantities, such as heat, work and entropy production.

Recently, a trade-off between the precision of currents and thermodynamic cost, which is known as thermodynamic uncertainty relation (TUR), has been reported [4–9]. Generally, the TUR states that at a finite time in the steady-state systems, the relative fluctuation of arbitrary currents is lower bounded by the reciprocal of the total entropy production. In other words, the TUR quantifies that it is impossible to attain high precision without increasing the thermal cost. Numerous studies have been conducted on TUR [10–28]. In recent studies [29,30], we have observed that a generalised TUR can be derived from the fluctuation theorem, which shows an intimate connection among these universal relations.

Feedback control using an external protocol that de-

pends on the measurement outcome is ubiquitous in both physics and biology, and it plays important roles in the study of nonequilibrium systems. The thermodynamics of feedback control [31–39] provides a crucial framework for analysing systems under the presence of Maxwell’s demon, who can extract work from the system beyond the limit set by the conventional second law. The performance of the system can be significantly enhanced by applying the information obtained from the measurement of the system. Moreover, it is expected that the information obtained can improve the precision of the observables, such as the displacement of a molecular motor [40,41]. Therefore, it is pertinent to ask how the relative fluctuation of arbitrary observables is constrained in the presence of feedback control.

Herein, we study TUR for steady-state systems involving repeated measurements and feedback control. In particular, we obtain a lower bound for the fluctuation of arbitrary dynamical observables that are antisymmetric under time reversal. We prove that $\text{Var}[\mathcal{O}]/\langle\mathcal{O}\rangle^2$ is lower bounded by a function of $\langle\sigma\rangle$ for arbitrary observable \mathcal{O} , where $\langle\mathcal{O}\rangle$ and $\text{Var}[\mathcal{O}]$ denote the mean and variance of observable \mathcal{O} , respectively, and $\langle\sigma\rangle$ [cf. Eq. (7)] denotes a quantity that reflects the thermal cost and the mutual entropy production. Due to the presence of information

flow, the fluctuation of observables is bounded from below not only by the thermal energy consumed in the system but also by the quantity of information obtained from the external controller. The inequality is valid for arbitrary observation times and for discrete- or continuous-time systems because the underlying dynamics are not required in the derivation.

We apply the result derived to study a flashing ratchet [42–45], in which the asymmetric potential is switched between on and off to induce a directed motion. Flashing ratchet is a nonequilibrium Brownian ratchet, which has been applied for modelling biological processes, such as actin polymerisation [46] and ion transportation [47]. To investigate the uncertainty of observables involving feedback control, we consider a flashing ratchet using imperfect information regarding the system’s state to rectify the motion of a diffusive particle. The flashing ratchet acts as a Maxwell’s demon by utilising the information obtained from measurements to maximise the instant velocity. In addition to the mean velocity that is the most common quantity used for characterising the transport, the relative fluctuation of the displacement, which reflects its precision, is another important attribute. We empirically verify the TUR for the displacement of a discrete-state ratchet. To the best of our knowledge, this is the first time that a lower bound on the precision of information ratchet is provided.

Model. — We consider a classical Markovian system manipulated by applying repeated feedback wherein an external controller uses the information obtained from the measurement to evolve the system. An observable depending on the system’s state x is measured discretely along a trajectory at predetermined times. The control protocol, $\lambda(m)$, can be updated based on the measurement outcome, m . The time and state space of the system can be discrete or continuous. We assume that every transition is reversible, i.e., if the transition probability from state x to state x' is nonzero, then its reversed transition probability from x' to x is positive.

Discrete measurement and feedback control. Now, let us apply the measurement and feedback control to the system from time $t = 0$ up to the time $t = \mathcal{T}$. For simplicity, we define $t_0 \equiv 0$, $t_N \equiv \mathcal{T}$. Suppose that we perform measurements at the predetermined times t_0, t_1, \dots, t_{N-1} and the measurement outcomes are $\mathcal{M} = \{m_0, m_1, \dots, m_{N-1}\}$. The measurement times are $t_i = i\Delta t$ ($i = 0, \dots, N$), where $\Delta t = \mathcal{T}/N$ denotes the time gap between two consecutive measurements. Let $\mathcal{X} = \{x_0, x_1, \dots, x_N\}$ be the system states during the control process, where x_i denotes the system state at time $t = t_i$ for each $i = 0, \dots, N$; then, the measurement and feedback schemes are as follows. First, at the time $t = t_0$, the observable is measured with outcome m_0 , and the system is then driven with the protocol $\lambda(m_0)$ from $t = t_0$ to $t = t_1$. At each subsequent time $t = t_i$ ($i = 1, \dots, N-1$), the measurement is performed and the corresponding outcome is

m_i . The protocol is immediately changed from $\lambda(m_{i-1})$ to $\lambda(m_i)$, and it remains constant until the time t_{i+1} . The procedure is repeated up to the time $t = t_N$, which ends with the protocol $\lambda(m_{N-1})$. Herein, it is assumed that the time delay required for measuring and updating the protocol can be ignored. The measurement error is characterised using a conditional probability $p(m_k|x_k)$, where x_k denotes the actual system state, while m_k denotes the measurement outcome at time t_k . This implies that the outcome depends on only the system’s state immediately before the measurement. In the sequel, we assume that the system is in the steady state under the measurement and feedback control.

Fluctuation theorem. In the forward process, the system is initially in state x_0 with probability distribution $P_F(x_0)$. For each $i = 0, \dots, N-1$, the system changes from the state x_i at $t = t_i$ to the state x_{i+1} at time $t = t_{i+1}$ under protocol $\lambda(m_i)$ with the transition probability $w(x_{i+1}, t_{i+1}|x_i, t_i, m_i)$. The joint probability $\mathcal{P}_F(\mathcal{X}, \mathcal{M})$ of observing a trajectory $(\mathcal{X}, \mathcal{M})$ in the forward process can be obtained by

$$\mathcal{P}_F(\mathcal{X}, \mathcal{M}) = P_F(x_0) \prod_{i=0}^{N-1} p(m_i|x_i)w(x_{i+1}, t_{i+1}|x_i, t_i, m_i). \quad (1)$$

We derive a strong detailed fluctuation theorem for the system by applying the same construction for the reversed process as in Ref. [48]. Let us consider a time-reversed process in which the measurements are performed at times $t_i^\dagger = \mathcal{T} - t_{N-i}$ for each $i = 0, \dots, N-1$. The measurement and feedback control in the reversed process are analogous to those in the forward process described as follows. At time $t = t_0^\dagger$, the system starts from state x_0^\dagger , which is chosen by considering probability distribution $P_R(x^\dagger)$. The observable is then measured with the outcome m_0^\dagger ; the control protocol is immediately changed to $\lambda(m_0^\dagger)$ and remains constant until the time $t = t_1^\dagger$. Subsequently, at each time $t = t_i^\dagger$ ($i = 1, \dots, N-1$), the system is in the state x_i^\dagger and the measurement outcome of the observable is m_i^\dagger . The control protocol is updated immediately to $\lambda(m_i^\dagger)$, which remains constant until $t = t_{i+1}^\dagger$. At the end time $t = t_N^\dagger$, the system is in state x_N^\dagger , while the control protocol is $\lambda(m_{N-1}^\dagger)$. The probability of observing a trajectory $\mathcal{X}^\dagger = \{x_0^\dagger, \dots, x_N^\dagger\}$ and measurement outcomes $\mathcal{M}^\dagger = \{m_0^\dagger, \dots, m_{N-1}^\dagger\}$, $\mathcal{P}_R(\mathcal{X}^\dagger, \mathcal{M}^\dagger)$, is given by

$$\begin{aligned} \mathcal{P}_R(\mathcal{X}^\dagger, \mathcal{M}^\dagger) &= P_R(x_0^\dagger) \prod_{i=0}^{N-1} p(m_i^\dagger|x_i^\dagger)w(x_{i+1}^\dagger, t_{i+1}^\dagger|x_i^\dagger, t_i^\dagger, m_i^\dagger). \end{aligned} \quad (2)$$

We note that the distribution $p(\cdot|\cdot)$ and the transition probability $w(\cdot|\cdot)$ in the reversed process are the same as those in the forward process. For each path $(\mathcal{X}, \mathcal{M})$ in the forward process, we consider a conjugate counterpart $(\mathcal{X}^\dagger, \mathcal{M}^\dagger)$, where $x_i^\dagger = x_{N-i}$ and $m_i^\dagger = m_{N-1-i}$,

in the reversed process. In addition, we choose $P_F(x) = P^{ss}(x)$, $P_R(x^\dagger) = P^{ss}(x^\dagger)$ as the system is in the steady state. Herein, $P^{ss}(x^\dagger)$ denotes the steady-state distribution of the system. As the control protocol is time-symmetric, we have $\mathcal{P}_F = \mathcal{P}_R \equiv \mathcal{P}$. Thus, by taking the ratio of the probabilities of the forward path and its conjugate counterpart, we obtain

$$\frac{\mathcal{P}(\mathcal{X}, \mathcal{M})}{\mathcal{P}(\mathcal{X}^\dagger, \mathcal{M}^\dagger)} = e^{\Delta s + \Delta s_m + \Delta s_i}, \quad (3)$$

where each term in the right-hand side of Eq. (3) is expressed as follows:

$$\begin{aligned} \Delta s &= \ln \frac{P^{ss}(x_0)}{P^{ss}(x_N)}, \\ \Delta s_m &= \ln \left[\prod_{i=0}^{N-1} \frac{w(x_{i+1}, t_{i+1} | x_i, t_i, m_i)}{w(x_i, \mathcal{T} - t_i | x_{i+1}, \mathcal{T} - t_{i+1}, m_i)} \right], \\ \Delta s_i &= \ln \left[\prod_{i=0}^{N-1} \frac{p(m_i | x_i)}{p(m_i | x_{i+1})} \right]. \end{aligned} \quad (4)$$

The first term Δs and second term Δs_m denote the change in the system entropy and the medium entropy, respectively. Let us interpret the meaning of the remaining term, Δs_i , in Eq. (4). This term involves the probability that characterises the error in measurements; thus, it can be considered as an information quantity. In the feedback control system involving information measurement, the mutual information I between trajectories \mathcal{X} and \mathcal{M} is defined as

$$\begin{aligned} I(\mathcal{X}, \mathcal{M}) &= \ln \frac{p(m_0 | x_0) p(m_1 | x_1) \cdots p(m_{N-1} | x_{N-1})}{P(\mathcal{M})} \\ &= \ln \frac{P(\mathcal{M} | \mathcal{X})}{P(\mathcal{M})}, \end{aligned} \quad (5)$$

where $P(\mathcal{M})$ denotes the probability of observing the outcome trajectory \mathcal{M} in the system. Thus, Δs_i can be expressed in the terms of mutual information by

$$\Delta s_i = I_F - I_R + \ln \frac{P(\mathcal{M})}{P(\mathcal{M}^\dagger)}, \quad (6)$$

where $I_F \equiv I(\mathcal{X}, \mathcal{M})$ and $I_R \equiv I(\mathcal{X}^\dagger, \mathcal{M}^\dagger)$ denote the mutual information in the forward and reversed processes, respectively. The term $I_F - I_R$ denotes the difference between the mutual information in the forward process and its time-reversed counterpart; thus, it can be identified as mutual entropy production [49]. The remaining term, $\ln [P(\mathcal{M})/P(\mathcal{M}^\dagger)]$, is a measure of the irreversibility of measurement outcomes with average as the Kullback–Leibler divergence between distributions $P(\mathcal{M})$ and $P(\mathcal{M}^\dagger)$. When $p(m|x)$ is a uniform distribution, the measurement is completely random and does not provide any valuable information. In this case, $\Delta s_i = 0$, which shows that the system does not obtain any information from measurements. Defining

$$\sigma = \Delta s + \Delta s_m + \Delta s_i, \quad (7)$$

one can obtain a strong detailed fluctuation theorem (DFT) for σ from Eq. (3) as

$$\frac{P(\sigma)}{P(-\sigma)} = e^\sigma, \quad (8)$$

where $P(\sigma)$ denotes the probability distribution of σ , defined by $P(\sigma) = \int \mathcal{D}\mathcal{X} \mathcal{D}\mathcal{M} \delta(\sigma - \sigma(\mathcal{X}, \mathcal{M})) \mathcal{P}(\mathcal{X}, \mathcal{M})$. From Eq. (8), by applying Jensen's inequality to $\langle e^{-\sigma} \rangle = 1$, one can obtain $\langle \sigma \rangle \geq 0$. This inequality can be considered as the second law of thermodynamics for the full system, e.g., the system and the controller, while σ can be identified as its total entropy production. Since $\langle \Delta s + \Delta s_m + \Delta s_i \rangle \geq 0$, we have $\langle \Delta s + \Delta s_m \rangle \geq -\langle \Delta s_i \rangle$. This implies that the entropy production of the system can be negative because of the effect of measurement and feedback control.

Uncertainty relation. – Here, we derive a lower bound on the fluctuation of arbitrary dynamical observables that are antisymmetric under time reversal. In particular, we derive a bound on $\text{Var}[\mathcal{O}]/\langle \mathcal{O} \rangle^2$, where \mathcal{O} denotes an observable that satisfies the antisymmetric condition, $\mathcal{O}[\mathcal{X}^\dagger] = -\mathcal{O}[\mathcal{X}]$. The current-type observables satisfy this condition.

In Ref. [29], we have demonstrated that a generalized TUR can be derived from the DFT. This derivation does not require detailed underlying dynamics, and it can be flexibly applied to other systems provided that the strong DFT is valid. Following Ref. [29], we can prove the following inequality that the fluctuation of observables is bounded below by a term involving $\langle \sigma \rangle$ as

$$\frac{\text{Var}[\mathcal{O}]}{\langle \mathcal{O} \rangle^2} \geq \text{csch}^2 \left[f \left(\frac{\langle \sigma \rangle}{2} \right) \right], \quad (9)$$

where $f(x)$ is the inverse function of $x \tanh(x)$. The lower bound in Eq. (9) is analogous to that in Ref. [50], where the TUR is derived from exchange fluctuation theorems for heat and particle exchange between multiple systems. The inequality in Eq. (9) implies that the precision of arbitrary observables is constrained not only by the entropy production but also by the information obtained from the measurement on the system. Such precision-cost trade-offs have attracted significant interest and have been studied extensively in various systems, such as cellular computation [51] and coupled oscillators [52]. The detailed derivation of Eq. (9) can be seen in the Appendix.

Since $\text{csch}^2[f(\langle \sigma \rangle/2)] \geq 2/(e^{\langle \sigma \rangle} - 1)$, the bound in Eq. (9) is tighter than that in Ref. [17], where the TUR was derived for discrete-time Markovian processes in the long-time limit. We note that the derived bound is not tight as the conventional bound, $2/\langle \sigma \rangle$. This is because the inequality derived holds for both the continuous- and discrete-time systems, while the conventional TUR holds only for the continuous-time dynamics [53]. In the following example, we show that the conventional bound is actually violated for a discrete-time model.

Example. — Let us introduce a flashing ratchet comprising of an overdamped Brownian particle in contact with an equilibrium heat bath at temperature T . The particle evolves under an external asymmetric potential $V(x)$, which can be either on or off depending on the feedback control. The dynamics of the particle can be described by the Langevin equation:

$$\gamma \dot{x}(t) = \lambda(t)F(x(t)) + \xi(t), \quad (10)$$

where $x(t)$ denotes the position of the particle at time t , γ denotes the friction coefficient, and ξ denotes white Gaussian noise with zero mean and time correlation $\xi(t)\xi(t') = 2\gamma T\delta(t - t')$. The force is given by $F(x) = -\partial_x V(x)$, where $V(x)$ is periodic with $V(x + L) = V(x)$, and L denotes the period of the potential. The term $\lambda(t)$ denotes a control protocol that takes value 1 or 0, corresponding to switching on or off the potential.

In the previous conducted studies [44, 54], the protocol $\lambda(t)$ can be determined by $\lambda(t) = \Theta(F(x(t)))$, where $\Theta(z)$ denotes the Heaviside function given by $\Theta(z) = 1$ if $z > 0$ and 0 otherwise. This indicates that the potential is turned on only when the net force applied to the particles is positive. The measurements in these studies were assumed to be perfect, i.e., there is no error in the measurement outcome of the sign of $F(x(t))$. This feedback control strategy was shown to be the best possible strategy for maximising the average velocity of one particle. However, it is not the best strategy for collective flashing ratchet, where more than one particle exists. Taking a more realistic model into account, Refs. [55, 56] studied the flashing ratchet with imperfect measurement. The error in the estimation of the sign of $F(x(t))$ occurs with a probability $r \in [0, 0.5]$. Equivalently, the potential is switched wrongly with probability r , i.e., the potential can be turned off when $F(x(t)) > 0$ or turn on when $F(x(t)) \leq 0$ with probability r .

In all the studies discussed so far, the measurements are continuously executed, which is difficult to implement from the perspective of experimental realisation. Moreover, there is a redundancy in the information that is obtained from continuous measurements; thus, leading to an inefficient implementation from the perspective of energetic cost. We consider a discrete-state flashing ratchet with discretely repeated measurements and feedback control in what follows.

Continuous-time discrete-state model. We consider a one-dimensional discrete-state flashing ratchet studied without using feedback control in Refs. [43, 57]. The ratchet comprises a Brownian particle and has discrete states n located at position $n\Delta x$ ($n \in \mathbb{Z}$), where Δx denotes the distance between neighbouring states. The particle is only allowed to jump between adjacent states, i.e., the particle cannot instantly transit from state m to state n , for $|m - n| > 1$. The periodic potential is approximated by $\mathcal{N} = \mathcal{N}_1 + \mathcal{N}_2$ states, as illustrated in Fig. 1. For each $n \in \mathbb{Z}$, $\bar{n} \equiv n \pmod{\mathcal{N}}$ is defined as the re-

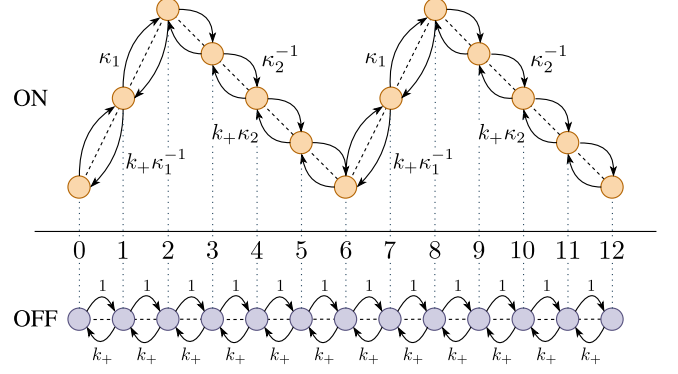


Fig. 1: Illustration of discrete-state flashing ratchet, where $\mathcal{N} = 6$, $\mathcal{N}_1 = 2$ and $\mathcal{N}_2 = 4$. In the presence of the ratchet potential, the particle transits between adjacent states with predetermined rates. However, when the potential is off, the ratchet obeys a random walk with forward and backward transition rates equal to 1 and k_+ , respectively.

mainder of the Euclidean division of n by \mathcal{N} . Suppose that the particle is in state n , then the potential should be turned off if $0 \leq \bar{n} < \mathcal{N}_1$ and turned on otherwise, i.e., if $\mathcal{N}_1 \leq \bar{n} < \mathcal{N}$. This is an ideal control protocol, which maximises the instant velocity of the particle. Moreover, when the measurement is performed, there exists an error due to the noise and the potential is switched wrongly with a probability $r \in (0, 1)$. Particularly, the conditional probability that characterises the measurement error is given as follows:

$$p(s|x) = \begin{cases} r, & \text{if } s = 1 \text{ and } 0 \leq \bar{x} < \mathcal{N}_1, \\ r, & \text{if } s = 0 \text{ and } \mathcal{N}_1 \leq \bar{x} < \mathcal{N}, \\ 1 - r, & \text{otherwise,} \end{cases} \quad (11)$$

where $s = 1$ and $s = 0$ show that the potential is switched on and off, respectively, while x denotes the system state when executing the measurement.

When the potential is on, the transition rate $\Gamma_{n,m}$ from state m to state n is given by

$$\begin{aligned} \Gamma_{n+1,n} &= \kappa_1, \quad \Gamma_{n,n+1} = k_+ \kappa_1^{-1}, \quad \forall n : \bar{n} = 0, \dots, \mathcal{N}_1 - 1, \\ \Gamma_{n+1,n} &= \kappa_2^{-1}, \quad \Gamma_{n,n+1} = k_+ \kappa_2, \quad \forall n : \bar{n} = \mathcal{N}_1, \dots, \mathcal{N} - 1, \\ \Gamma_{n,m} &= 0, \quad \forall |m - n| > 1. \end{aligned} \quad (12)$$

Herein, $k_+ > 0$ reflects the asymmetry in transitions due to a load force, V_m denotes the peak of the potential, and

$$\kappa_1 = \exp \left[-\frac{V_m}{2\mathcal{N}_1 k_B T} \right], \quad \kappa_2 = \exp \left[-\frac{V_m}{2\mathcal{N}_2 k_B T} \right]. \quad (13)$$

When $k_+ = 1$, i.e., there is no load force, the transition rates satisfy the local detailed balance

$$\frac{\Gamma_{n+1,n}}{\Gamma_{n,n+1}} = \exp \left(\frac{V_n - V_{n+1}}{k_B T} \right), \quad (14)$$

where V_n denotes the potential at state n , given by

$$V_n = \begin{cases} V_m \bar{n} / \mathcal{N}_1 & \text{if } \bar{n} = 0, \dots, \mathcal{N}_1 - 1, \\ V_m (\mathcal{N} - \bar{n}) / \mathcal{N}_2 & \text{if } \bar{n} = \mathcal{N}_1, \dots, \mathcal{N} - 1. \end{cases} \quad (15)$$

We set $k_B T = 1$ in what follows. In the continuous limit, i.e., $\mathcal{N} \rightarrow \infty$, the discrete potential converges to the following continuous sawtooth potential:

$$V(x) = \begin{cases} V_m x / (aL), & \text{if } 0 \leq x \leq aL, \\ V_m (L - x) / [(1 - a)L], & \text{if } aL < x \leq L, \end{cases} \quad (16)$$

where $a = \lim_{\mathcal{N} \rightarrow \infty} (\mathcal{N}_1 / \mathcal{N})$ is a given constant. Let $P_n(t)$ denote the probability of the system at state n and time t . Thus, the probability distribution is governed by the master equation

$$\partial_t P_n(t) = \sum_m [\Gamma_{n,m} P_m(t) - \Gamma_{m,n} P_n(t)]. \quad (17)$$

When the potential is off, the dynamics of the particle become a continuous-time random walk with forward and backward transition rates equal to 1 and k_+ , respectively.

Let $\mathbb{P}(x_0, 0, s; x_1, \Delta t)$ denote the probability that the system is at state x_0 at time $t = 0$ with the measurement outcome s and being in state x_1 at time $t = \Delta t$. Since the system is periodic, we define the probability distribution $\mathbb{Q}(x_0, 0, s; x_1, \Delta t)$ for $x_0 \in [0, \mathcal{N} - 1]$ and $x_1 \in \mathbb{Z}$ as follows:

$$\mathbb{Q}(x_0, 0, s; x_1, \Delta t) = \sum_{m,n} \mathbb{P}(n, 0, s; m, \Delta t) \delta_{\bar{n}, x_0} \delta_{m-n, x_1-x_0}. \quad (18)$$

We note that $\mathbb{Q}(x_0, 0, s; x_1, \Delta t)$ is normalised, i.e., $\sum_{x_0=0}^{\mathcal{N}-1} \sum_{x_1 \in \mathbb{Z}} \sum_{s=0}^1 \mathbb{Q}(x_0, 0, s; x_1, \Delta t) = 1$. The average of the system entropy production is equal to zero since the system is in the steady state. Therefore, the quantity $\langle \sigma \rangle$ can be evaluated as

$$\langle \sigma \rangle = N \left\langle \ln \frac{w(x_1, \Delta t | x_0, 0, s)}{w(x_0, \Delta t | x_1, 0, s)} + \ln \frac{p(s | x_0)}{p(s | x_1)} \right\rangle_{\mathbb{Q}}, \quad (19)$$

where the average is taken with respect to the probability distribution $\mathbb{Q}(x_0, 0, s; x_1, \Delta t)$.

Discrete-time discrete-state model. Now, let us consider a discrete-time model of flashing ratchet, where the control protocol is the same as that of the continuous-time model. Its dynamics is described by a Markov chain

$$P_n(t + \tau) = \sum_m \Lambda_{n,m} P_m(t), \quad (20)$$

where τ denotes the time step and $\Lambda_{n,m}$ denotes the transition probability from state m to n . To be consistent with the continuous-time model, the probability $\Lambda_{n,m}$ is set as follows. The ratchet transits between states with the following probabilities when the potential is on are given by

$$\Lambda_{n,m} = \begin{cases} \tau \Gamma_{n,m} & \text{if } m \neq n, \\ 1 - \tau (\Gamma_{n+1,n} + \Gamma_{n-1,n}) & \text{if } m = n. \end{cases} \quad (21)$$

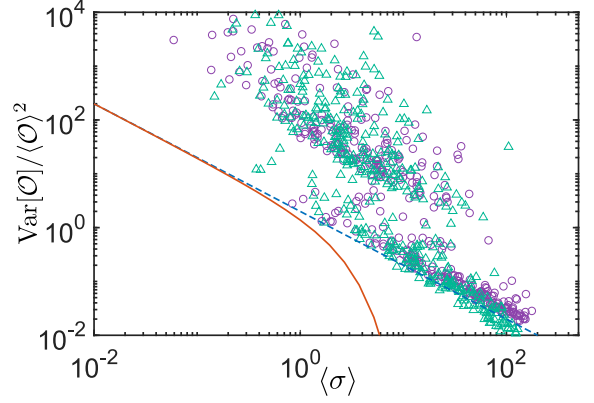


Fig. 2: Numerical verification of the TUR in flashing ratchet system. The circular and triangular points denote the simulation results of the continuous- and discrete-time models, respectively. $\text{csch}^2[f(\langle \sigma \rangle / 2)]$ and $2 / \langle \sigma \rangle$ are depicted by solid and dashed lines, respectively. The parameter ranges are $\mathcal{N} \in [3, 30]$, $\mathcal{N}_1 \in [1, \mathcal{N}/2]$, $V_m \in [0.1, 10]$, $k_+ \in [0.1, 10]$ and $r \in (0, 0.5)$. The other parameters are $\Delta t \in [0.01, 1]$, $\mathcal{T} \in [2, 10]$ in continuous-time model, while $\tau \in [0.1, 0.5]$, $\Delta t / \tau \in [1, 10]$, $\mathcal{T} / \tau \in [10, 100]$ in discrete-time model.

When the potential is off, the ratchet becomes a discrete-time random walk with the transition probabilities given by $\Lambda_{n,n-1} = \tau$, $\Lambda_{n,n+1} = \tau k_+$, $\Lambda_{n,n} = 1 - \tau(1 + k_+)$ and $\Lambda_{n,m} = 0$ for all $|m - n| > 1$. Moreover, the time step must be properly chosen to ensure the positivity of the transition probabilities, i.e.,

$$\tau \leq \min \left\{ \frac{1}{1 + k_+}, \frac{1}{\max_n [\Gamma_{n+1,n} + \Gamma_{n-1,n}]} \right\}. \quad (22)$$

In addition, the gap time between two consecutive measurements should be a multiple of time step, i.e., $\Delta t / \tau \in \mathbb{N}$. The term $\langle \sigma \rangle$ can be evaluated analogously as in Eq. (19).

Bound on the precision of the ratchet. Now, we verify the derived TUR for the following observable:

$$\mathcal{O}[\mathcal{X}] = x_N - x_0. \quad (23)$$

This observable is a current, which represents the distance travelled by the particle. The relative fluctuation, $\text{Var}[\mathcal{O}] / \langle \mathcal{O} \rangle^2$, reflects the precision of the ratchet. We conduct stochastic simulations for both the continuous- and discrete-time models and numerically evaluate the precision, $\text{Var}[\mathcal{O}] / \langle \mathcal{O} \rangle^2$ and the bound term, $\langle \sigma \rangle$. For each random parameter setting, $(\mathcal{N}_1, \mathcal{N}, V_m, k_+, r, \Delta t, \mathcal{T})$, we collect 10^7 realisations for the calculation. The ranges of the parameters are shown in the caption of Fig. 2. We plot $\text{Var}[\mathcal{O}] / \langle \mathcal{O} \rangle^2$ as a function of $\langle \sigma \rangle$ in Fig. 2, where the circular and triangular points represent the results of the continuous- and discrete-time models, respectively. We depict the saturated case of the derived TUR and the conventional TUR by solid and dashed lines, respectively. As shown in Fig. 2, all the points are located above the

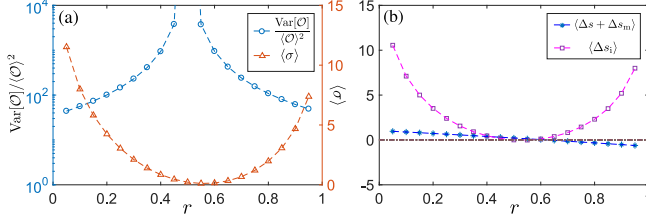


Fig. 3: (a) The uncertainty and the total entropy production $\langle\sigma\rangle$ corresponding to the measurement error in the discrete-time model. Uncertainty and entropy production are depicted by circular and triangular points, respectively. (b) The entropy productions, $\langle\Delta s + \Delta s_m\rangle$ and $\langle\Delta s_i\rangle$, as functions of the measurement error. $\langle\Delta s + \Delta s_m\rangle$ and $\langle\Delta s_i\rangle$ are depicted by star and square points, respectively. The measurement error, r , is varied from 0.05 to 0.95, while the other parameters are fixed $\mathcal{N} = 4$, $\mathcal{N}_1 = 2$, $V_m = 1$, $k_+ = 1$, $\Delta t = 0.35$, $\mathcal{T} = 3.5$ and $\tau = 0.35$.

solid line; thus, this empirically verifies the validity of the derived TUR. However, several triangular points lie below the dashed line, which implies that the conventional bound is violated.

We plot the uncertainty in the observable and the total entropy production as functions of measurement error parameter, r , in Fig. 3(a). When r decreases to 0 or increases to 1, more information is obtained from measurement. Therefore, this results in higher entropy production and lower uncertainty. It is interesting that the uncertainty in observable declines exponentially when r is either decreased from 0.5 to 0 or increased from 0.5 to 1. When r is increased to 1, the error in the measurements leads to a reverse motion to the left side. In Fig. 3(b), we plot $\langle\Delta s + \Delta s_m\rangle$ and $\langle\Delta s_i\rangle$ as functions of r . As seen, $\langle\Delta s + \Delta s_m\rangle$ becomes negative when $r \geq 0.65$, while $\langle\sigma\rangle$ is always positive. This implies that in this case, the controller works as a kind of Maxwell's demon.

Conclusion. — We have derived the TUR for steady-state systems in which repeated measurements and feedback control are performed. We have shown that the relative fluctuation of arbitrary observables that are antisymmetric under time reversal is bounded from below by a sum of the entropy production and the mutual information. We empirically validated the derived TUR for the displacement of the flashing ratchet.

The TUR was derived from the fluctuation theorem, which holds for both the continuous- and discrete-time systems. Although the measurements are performed discretely, we did not observe any violation of the conventional bound in the stochastic simulations of continuous-time ratchet, i.e., $\text{Var}[\mathcal{O}]/\langle\mathcal{O}\rangle^2 \geq 2/\langle\sigma\rangle$ holds for all parameter settings in the continuous-time model. We remark that proving this inequality would significantly improve the bound and requires further investigation.

This work was supported by MEXT KAKENHI Grant No. JP16K00325.

Appendix. —

Derivation of uncertainty relation. First, we note that the joint probability distribution of σ and \mathcal{O} , $P(\sigma, \mathcal{O})$, obeys the strong DFT, i.e.,

$$P(\sigma, \mathcal{O}) = e^\sigma P(-\sigma, -\mathcal{O}). \quad (24)$$

Inspired by Ref. [58], where the statistical properties of entropy production were obtained from the strong DFT, we derive the TUR mainly from Eq. (24). By observing that

$$\begin{aligned} 1 &= \int_{-\infty}^{\infty} d\sigma \int_{-\infty}^{\infty} d\mathcal{O} P(\sigma, \mathcal{O}) \\ &= \int_0^{\infty} d\sigma \int_{-\infty}^{\infty} d\mathcal{O} (1 + e^{-\sigma}) P(\sigma, \mathcal{O}), \end{aligned} \quad (25)$$

we introduce a probability distribution $Q(\sigma, \mathcal{O}) \equiv (1 + e^{-\sigma})P(\sigma, \mathcal{O})$, which is defined over $[0, \infty) \times (-\infty, \infty)$. The first and second moments of σ and \mathcal{O} can be expressed with respect to the distribution $Q(\sigma, \mathcal{O})$ as follows:

$$\begin{aligned} \langle\sigma\rangle &= \left\langle \sigma \tanh\left(\frac{\sigma}{2}\right) \right\rangle_Q, \quad \langle\sigma^2\rangle = \langle\sigma^2\rangle_Q, \\ \langle\mathcal{O}\rangle &= \left\langle \mathcal{O} \tanh\left(\frac{\sigma}{2}\right) \right\rangle_Q, \quad \langle\mathcal{O}^2\rangle = \langle\mathcal{O}^2\rangle_Q, \end{aligned} \quad (26)$$

where $\langle\ldots\rangle_Q$ denotes the expectation with respect to $Q(\sigma, \mathcal{O})$. By applying the Cauchy-Schwartz inequality to $\langle\mathcal{O}\rangle$, we obtain

$$\langle\mathcal{O}\rangle^2 = \left\langle \mathcal{O} \tanh\left(\frac{\sigma}{2}\right) \right\rangle_Q^2 \leq \langle\mathcal{O}^2\rangle_Q \left\langle \tanh^2\left(\frac{\sigma}{2}\right) \right\rangle_Q. \quad (27)$$

The last term in the right-hand side of Eq. (27) can be further upper bounded. We observe that

$$\begin{aligned} \left\langle \tanh^2\left(\frac{\sigma}{2}\right) \right\rangle_Q &= \left\langle \tanh^2\left[f\left(\frac{\sigma}{2} \tanh\left(\frac{\sigma}{2}\right)\right)\right] \right\rangle_Q \\ &\leq \tanh^2[f(\langle\sigma\rangle/2)]. \end{aligned} \quad (28)$$

The equality in Eq. (28) is obtained from the fact that $f(x)$ is the inverse function of $x \tanh(x)$. The inequality in Eq. (28) can be obtained as follows. First, we show that $\chi(x) = \tanh^2[f(x)]$ is a concave function over $[0, +\infty)$. Indeed, using the relation $f(x) \tanh[f(x)] = x$ and performing simple calculations, we obtain

$$\frac{d^2\chi(x)}{dx^2} = \frac{4(4f(x) - \sinh[4f(x)])}{(2f(x) + \sinh[2f(x)])^3}. \quad (29)$$

Since $4f(x) \leq \sinh[4f(x)]$, we have $d^2\chi(x)/dx^2 \leq 0 \forall x \geq 0$; thus, implying that $\tanh^2[f(x)]$ is a concave function.

Applying Jensen's inequality to this function, we obtain

$$\begin{aligned} & \left\langle \tanh^2 \left[f \left(\frac{\sigma}{2} \tanh \left(\frac{\sigma}{2} \right) \right) \right] \right\rangle_Q \\ & \leq \tanh^2 \left[f \left(\left\langle \frac{\sigma}{2} \tanh \left(\frac{\sigma}{2} \right) \right\rangle_Q \right) \right] = \tanh^2 [f(\langle \sigma \rangle / 2)]. \end{aligned} \quad (30)$$

From Eqs. (27) and (28), we have

$$\langle \mathcal{O} \rangle^2 \leq \langle \mathcal{O}^2 \rangle \tanh^2 [f(\langle \sigma \rangle / 2)]. \quad (31)$$

By transforming Eq. (31), we obtain the derived TUR [Eq. (9)] for the observable \mathcal{O} .

REFERENCES

- [1] SEIFERT U., *Rep. Prog. Phys.*, **75** (2012) 126001.
- [2] GALLAVOTTI G. and COHEN E. G. D., *Phys. Rev. Lett.*, **74** (1995) 2694.
- [3] JARZYNSKI C., *Phys. Rev. Lett.*, **78** (1997) 2690.
- [4] BARATO A. C. and SEIFERT U., *Phys. Rev. Lett.*, **114** (2015) 158101.
- [5] GINGRICH T. R., HOROWITZ J. M., PERUNOV N. and ENGLAND J. L., *Phys. Rev. Lett.*, **116** (2016) 120601.
- [6] PIETZONKA P., BARATO A. C. and SEIFERT U., *Phys. Rev. E*, **93** (2016) 052145.
- [7] POLETTINI M., LAZARESCU A. and ESPOSITO M., *Phys. Rev. E*, **94** (2016) 052104.
- [8] HOROWITZ J. M. and GINGRICH T. R., *Phys. Rev. E*, **96** (2017) 020103.
- [9] DECHANT A. and SASA S.-I., *J. Stat. Mech.*, **2018** (2018) 063209.
- [10] BARATO A. C. and SEIFERT U., *J. Phys. Chem. B*, **119** (2015) 6555.
- [11] FALASCO G., PFALLER R., BREGULLA A. P., CICHOS F. and KROY K., *Phys. Rev. E*, **94** (2016) 030602.
- [12] PIETZONKA P., BARATO A. C. and SEIFERT U., *J. Stat. Mech.*, **2016** (2016) 124004.
- [13] ROTSKOFF G. M., *Phys. Rev. E*, **95** (2017) 030101.
- [14] GARRAHAN J. P., *Phys. Rev. E*, **95** (2017) 032134.
- [15] GINGRICH T. R. and HOROWITZ J. M., *Phys. Rev. Lett.*, **119** (2017) 170601.
- [16] HYEON C. and HWANG W., *Phys. Rev. E*, **96** (2017) 012156.
- [17] PROESMANS K. and DEN BROECK C. V., *EPL*, **119** (2017) 20001.
- [18] CHIUCHIÙ D. and PIGOLOTTI S., *Phys. Rev. E*, **97** (2018) 032109.
- [19] BRANDNER K., HANAZATO T. and SAITO K., *Phys. Rev. Lett.*, **120** (2018) 090601.
- [20] HWANG W. and HYEON C., *J. Phys. Chem. Lett.*, **9** (2018) 513.
- [21] BARATO A. C., CHETRIT R., FAGGIONATO A. and GABRIELLI D., *New J. Phys.*, **20** (2018) 103023.
- [22] BARATO A., CHETRIT R., FAGGIONATO A. and GABRIELLI D., *arXiv preprint*, (2018) arXiv:1810.11894.
- [23] HASEGAWA Y. and VU T. V., *arXiv preprint*, (2018) arXiv:1809.03292.
- [24] KOYUK T., SEIFERT U. and PIETZONKA P., *J. Phys. A: Math. Theor.*, **52** (2019) 02LT02.
- [25] CAROLLO F., JACK R. L. and GARRAHAN J. P., *Phys. Rev. Lett.*, **122** (2019) 130605.
- [26] VU T. V. and HASEGAWA Y., *arXiv preprint*, (2019) arXiv:1901.05715.
- [27] PROESMANS K. and HOROWITZ J. M., *arXiv preprint*, (2019) arXiv:1902.07008.
- [28] MAYANK SHRESHTHA R. J. H., *arXiv preprint*, (2019) arXiv:1903.01972.
- [29] HASEGAWA Y. and VU T. V., *arXiv preprint*, (2019) arXiv:1902.06376.
- [30] VU T. V. and HASEGAWA Y., *arXiv preprint*, (2019) arXiv:1902.06930.
- [31] SAGAWA T. and UEDA M., *Phys. Rev. Lett.*, **100** (2008) 080403.
- [32] SAGAWA T. and UEDA M., *Phys. Rev. Lett.*, **104** (2010) 090602.
- [33] HOROWITZ J. M. and PARRONDO J. M. R., *EPL*, **95** (2011) 10005.
- [34] SAGAWA T. and UEDA M., *Phys. Rev. E*, **85** (2012) 021104.
- [35] HOROWITZ J. M. and ESPOSITO M., *Phys. Rev. X*, **4** (2014) 031015.
- [36] HARTICH D., BARATO A. C. and SEIFERT U., *J. Stat. Mech.*, **2014** (2014) P02016.
- [37] BARATO A. C. and SEIFERT U., *Phys. Rev. Lett.*, **112** (2014) 090601.
- [38] PARRONDO J. M., HOROWITZ J. M. and SAGAWA T., *Nature Phys.*, **11** (2015) 131.
- [39] POTTS P. P. and SAMUELSSON P., *Phys. Rev. Lett.*, **121** (2018) 210603.
- [40] SERRELI V., LEE C.-F., KAY E. R. and LEIGH D. A., *Nature*, **445** (2007) 523.
- [41] LAU B., KEDEM O., SCHWABACHER J., KWASNIESKI D. and WEISS E. A., *Mater. Horiz.*, **4** (2017) 310.
- [42] SCHIMANSKY-GEIER L., KSCHISCHO M. and FRICKE T., *Phys. Rev. Lett.*, **79** (1997) 3335.
- [43] FREUND J. A. and SCHIMANSKY-GEIER L., *Phys. Rev. E*, **60** (1999) 1304.
- [44] CAO F. J., DINIS L. and PARRONDO J. M. R., *Phys. Rev. Lett.*, **93** (2004) 040603.
- [45] CRAIG E., KUWADA N., LOPEZ B. and LINKE H., *Ann. Phys.*, **17** (2008) 115.
- [46] MOGILNER A. and OSTER G., *Eur. Biophys. J.*, **28** (1999) 235.
- [47] SIWY Z. and FULIŃSKI A., *Phys. Rev. Lett.*, **89** (2002) 198103.
- [48] KUNDU A., *Phys. Rev. E*, **86** (2012) 021107.
- [49] DIANA G. and ESPOSITO M., *J. Stat. Mech.*, **2014** (2014) P04010.
- [50] ANDRÉ M. TIMPANARO, GIACOMO GUARNIERI J. G. and LANDI G. T., *arXiv preprint*, (2019) arXiv:1904.07574.
- [51] MEHTA P. and SCHWAB D. J., *Proc. Natl. Acad. Sci. U.S.A.*, **109** (2012) 17978.
- [52] HASEGAWA Y., *Phys. Rev. E*, **98** (2018) 032405.
- [53] SHIRAIISHI N., *arXiv preprint*, (2017) arXiv:1706.00892.
- [54] DINIS L., PARRONDO J. M. R. and CAO F. J., *EPL*, **71** (2005) 536.
- [55] FEITO M. and CAO F. J., *Eur. Phys. J. B*, **59** (2007) 63.
- [56] CAO F., FEITO M. and TOUCHETTE H., *Physica A*, **388** (2009) 113.
- [57] ZHOU Y. and BAO J.-D., *Physica A*, **343** (2004) 515.
- [58] MERHAV N. and KAFRI Y., *J. Stat. Mech.*, **2010** (2010) P12022.