

Pushing the right boundaries matters!

Wasserstein Adversarial Training for Label Noise

Bharath Bhushan Damodaran^{1*}, Kilian Fatras^{2*}, Sylvain Lobry³, Rémi Flamary⁴, Devis Tuia³, Nicolas Courty²

¹ Université de Bretagne Sud, IRISA, UMR 6074, CNRS, France

² Université de Bretagne Sud, IRISA, INRIA, France

³ Wageningen University and Research, The Netherlands

⁴ Université Côte d'Azur, OCA, UMR 7293, CNRS, Laboratoire Lagrange, France

bharath-bhushan.damodaran@irisa.fr, kilian.fatras@irisa.fr

Abstract

Noisy labels often occur in vision datasets, especially when they are issued from crowdsourcing or Web scraping. In this paper, we propose a new regularization method which enables one to learn robust classifiers in presence of noisy data. To achieve this goal, we augment the virtual adversarial loss developed in [32] with a Wasserstein distance. This distance allows us to take into account specific relations between classes by leveraging on the geometric properties of this optimal transport distance. Notably, we encode the class similarities in the ground cost that is used to compute the Wasserstein distance. As a consequence, we can promote smoothness between classes that are very dissimilar, while keeping the classification decision function sufficiently complex for similar classes. While designing this ground cost can be left as a problem-specific modeling task, we show in this paper that using the semantic relations between classes names already leads to good results. Our proposed Wasserstein Adversarial Training (WAT) outperforms state of the art on four datasets corrupted with noisy labels: three classical benchmarks and one real case in remote sensing image semantic segmentation.

1. Introduction

Deep neural networks are data hungry, they require large amount of accurately annotated training samples to achieve good generalization performances. Unfortunately, annotating large datasets is a challenging and costly task, which is practically impossible to do perfectly. It is then most likely that datasets will contain corrupted labeled data, which induces noise in those datasets and is referred to as *label*

*contributed equally

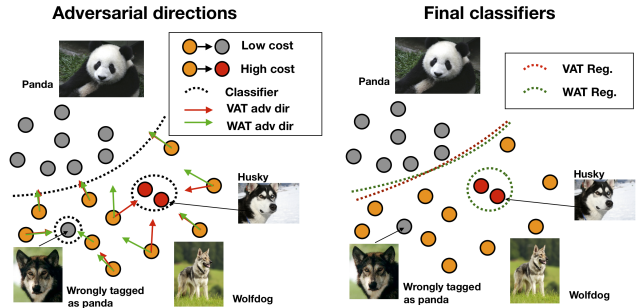


Figure 1: VAT vs. WAT adversarial sampling. Given a number of samples, both methods regularize along adversarial directions (arrows in the left panel), leading to updated decision functions (right panel). While both regularizations prevent the classifier to overfit on the noisy labelled sample, VAT also tends oversmooth between similar classes (*wolf-dog* and *husky*), while WAT preserves them by changing the adversarial direction.

noise or *noisy labels*. The probability to get corrupted data increases when the dataset contains several fine grained classes that are difficult to distinguish [44, 20, 7]. As pointed out in [53], deep convolutional neural networks have huge memorization abilities and can learn very complex functions. That is why training under the presence of noisy data labels can lead to poor generalization score, as these corrupted data have an influence on deep convolutional neural networks [50, 1, 3]. Hence the purpose of this paper is to find new methods, which can avoid this overfitting on noisy labels, without having access to clean validation samples.

Several approaches have been proposed to tackle this problem. The existing methods avoid overfitting to the noisy labels by designing robust loss functions [43, 54], es-

timizing label noise transitions [36, 16], re-weighting training samples [18, 41] or by proposing different forms of regularization [27, 15, 47]. Among those methods, some require clean validation samples [18, 41, 16, 49], while the others operate without access to clean validation data.

In contrast to those works, we propose to regularize predictions in areas of the feature space close to the decision boundary of conflicting classes, therefore mitigating the influence of noisy labels. To do so, we use the adversarial training framework [14, 32] on the noisy label problem. The method takes the form of a regularization that reduces the discrepancy between the predictions of a true input sample and the one obtained by a near-by adversarial sample. To reduce this discrepancy, we use a loss based on a Wasserstein distance computed with respect to a ground cost encoding the class similarities. This ground cost gives the flexibility to regularize with different strength between the conflicting classes and non-conflicting classes as depicted in Fig. 1. The classical adversarial regularization does not take class geometry into account and points in the direction of closest decision function. As a result the discrimination capability of the classifier between *wolfdog* and *husky* is lost. On the other hand, the adversarial regularization with Wasserstein loss points towards the low cost classes, so the decision function is less regularized in between the conflicting classes. As a result the final classifier does not overfit on the noisy sample (a *wolfdog* tagged as *panda*), while at the same time preserving the discrimination capacity between *wolfdog* and *husky*. Thus the classifier can discriminate non similar objects and predict different labels even under the presence of noise and class overlap. Our methodology allows incorporating a specific knowledge about the potential mixing of the classes through the ground cost, that can be designed *w.r.t.* the problem at hand. Nevertheless, this knowledge might be unknown or difficult to craft. We show in this paper that using a ground cost based on the semantic similarities (using distance between classes names word embeddings) already provides satisfying results.

Our **main contributions** are the following. After a brief state-of-the-art (Section 2), we present our **first contribution** in Section 3. We extend the use of the adversarial training framework to the label noise problem. Since we can not rely on the available labels, we use the concept of virtual labels inherited from virtual adversarial training (VAT) [32] to form a regularization term that will promote nearby regions to have the same labels. In section 4, we propose and illustrate our **second contribution**: the Wasserstein Adversarial Training regularization (WAT), which allows to incorporate specific relationships between classes. We then show that WAT outperforms state of the art on several datasets including Fashion-MNIST, CIFAR10, CIFAR100 and a real life

remote sensing semantic segmentation dataset (section 5).

2. Related work

Robust loss functions. To avoid the influence of the label noise, earlier approaches [34, 29] relied on statistical learning principles, by introducing surrogate losses and noise rate estimators. When the level of noise is known a priori, [34] used an unbiased estimator to adjust the loss with noisy labels. The minimization of the adjusted loss matches the minimization of the loss on clean data. For the noise rate estimation, one can use a class probability estimator from [29] or [25]. Other works design robust loss function inherently tolerant to label noise with theoretical guarantees [43, 28, 12, 11]. On one hand, they are robust to label noise, as they do not over penalize wrong predictions at the beginning of training, as compared to the cross entropy loss. On the other hand, they are slow in convergence. To combat this, [54] proposed a generalized loss function (combination of cross entropy and robust loss) as a trade-off between the rate of convergence and robustness.

Data cleaning methods. [49, 52] learn the relationship between noisy and clean labels through either conditional random fields, or knowledge distillation process [24] using a small set of clean validation samples. Then, they estimate clean labels to train the neural network. On the contrary, [23] requires only few human verified label for the fraction classes, and can detect the noisy labels, as well as tackling the effect of label noise. Those methods often require ground truth of pre-identified noisy labels. However, in most cases this information is not available. Other approaches re-weight training samples, to downweight the noisy ones [18, 41]. MentorNet method [18] uses two networks, a mentor network and a student network. The mentor network dynamically learns a curriculum, which is used by the student network on the data. The curriculum weights the data, which reduces the impact of probable noisy labels. Similarly, [41] uses meta gradient updates to learn the weights for each mini-batch by minimizing the meta loss on the clean validation set.

Transition probability-based methods. Other approaches use the noise transition matrix [46, 36, 16], by considering a probability for each label to be flipped into another class. [46] adds an additional linear (noise) layer on the top of the softmax layer to learn the noise transition matrix by adapting the outputs of the neural network to match the noise label distribution. [36] developed two methods, forward and backward loss correction method, which exploit the noise transition matrix to correct the loss function. They estimate the noise transition matrix from the network which was trained on noisy labeled data. The main chal-

length of these methods is to correctly estimate the noise transition matrix, which can be hard when the number of classes is large and no ground truth is available. [16] uses a small set of clean validation data for the estimation. Our proposed WAT requires prior knowledge but it is different from the noise transition matrix. We model the complexity of the classes or probability of the classes to be mislabeled through similarity matrix as a priori knowledge.

Regularization-based methods. The last category uses different form of regularization techniques to avoid overfitting to the noisy labels [27, 15, 47, 40, 19]. [40] regularize the network by replacing the noisy labels with hard or soft combination of the noisy label and the network prediction. [47] avoid overfitting by jointly optimizing network parameters and estimating true labels alternatively. [27] uses the training characteristics of neural networks to regularize: the local intrinsic dimensionality (LID) of a network keeps decreasing under clean labels. On the contrary, under noisy labels LID decreases first and starts increasing when it starts overfitting. When the LID increase happens, they use a label which is the interpolation between the prediction and the true label. Another approach is the coteaching method [15], where two peer networks feedback each other continuously, similarly to co-training methods in the semi-supervised literature. DNNs first learn correctly labeled data [53], and they take this fact into account via a new training procedure. First, they reduce the batch size over the training to reduce the effect of noisy labels inside a batch. Second, each network uses the prediction of its peer in order to learn from the data. From this double predictions, they learn with each other and become more robust to noisy labels.

Our proposed WAT joins the advantages of using robust loss functions, a noise transition matrix and regularization. For this reason, we also consider methods from these categories as our baselines.

3. Virtual adversarial training

To prevent a classifier to overfit on noisy labels, we would like to regularize its decision function in areas when local uniformity of training labels is broken. To achieve this desired local uniformity, it is possible to use the adversarial training framework [14].

Virtual Adversarial Training (VAT). DNNs are easily fooled by small perturbations. In order to make them robust against such attacks, one can use a robust optimization procedure known as *Adversarial Training* [14]. For a sample \mathbf{x} with corresponding label \mathbf{y} , the adversarial training framework aims at minimizing a measure of discrepancy (typically the Kullback Leibler divergence) between the true class probability, $q(\mathbf{x})$, and the prediction of a model p_θ for

a slightly perturbed version of \mathbf{x} , $p_\theta(\mathbf{x} + \mathbf{r}^a)$. The perturbation \mathbf{r}^a is a modification of the input found in the local neighborhood of \mathbf{x} , and more precisely the perturbation that leads to the largest change in the classification. However, the term $q(\mathbf{x})$ is unknown in practice. That is why, [32] proposed to use a 'virtual' label, i.e., the current label estimate from the classifier $p_\theta(\mathbf{x})$. At the end of the training, the current estimate should be close to $q(\mathbf{x})$ when the number of data is large. Using $p_\theta(\mathbf{x})$ instead of $q(\mathbf{x})$ promotes local uniformity in the predictions around the input and reduces the influence of the noisy labels, as it returns a gradient from the prediction that can be correct when the true label is not. Since in VAT $p_\theta(\mathbf{x})$ is taken as a label, it becomes a constant that we refer to as $\hat{p}_\theta(\mathbf{x})$, leading to the following regularization term :

$$L_{\text{VAT}}(\mathbf{x}, p_\theta) = D(\hat{p}_\theta(\mathbf{x}), p_\theta(\mathbf{x} + \mathbf{r}^a))$$

$$\text{where } \mathbf{r}^a = \underset{\mathbf{r}, \|\mathbf{r}\| \leq \varepsilon}{\operatorname{argmax}} D(\hat{p}_\theta(\mathbf{x}), p_\theta(\mathbf{x} + \mathbf{r})). \quad (1)$$

In Eq. (1), ε represents the radius of the local ball-shaped neighbourhood, where we seek the adversarial sample. L_{VAT} can be seen as a measure (negative) of the local smoothness, or also as a Local Lipschitz constant in the ε neighborhood of \mathbf{x} with respect to the metric D , hence a measure of complexity of the function. The full regularization term of VAT is the expectation of L_{VAT} over the labeled samples. Its minimization with respect to the training samples promotes local smoothness and avoids overfitting around the support of the data, thus introducing robustness to adversaries. This regularization term is often associated to a classical cross-entropy loss during training.

Adversarial direction computation. VAT requires an efficient computation of adversarial samples. One could use the gradient with respect to the input but because of differentiability, it vanishes in $\mathbf{r} = 0$. When we approximate D in $\mathbf{r} = 0$ through the second order Taylor expansion, we have

$$D(\hat{p}_\theta(\mathbf{x}), p_\theta(\mathbf{x} + \mathbf{r})) \underset{\mathbf{r}=0}{\sim} \frac{1}{2} \mathbf{r}^t \mathbf{H}_\mathbf{r} \mathbf{r}. \quad (2)$$

However, computing the hessian $\mathbf{H}_\mathbf{r}$ with respect to the input is costly. Instead we use an iterative method to estimate the dominant hessian's eigenvector that represent the direction in which the classification function will change the most. We use the power iteration method [13].

The algorithm starts from a random normalized vector \mathbf{d} and computes the gradient w.r.t $\xi \mathbf{d}$ as follows:

$$(\nabla_{\mathbf{d}} D(\hat{p}_\theta(\mathbf{x}), p_\theta(\mathbf{x} + \xi \mathbf{d})) - \nabla_{\mathbf{d}} D(\hat{p}_\theta(\mathbf{x}), p_\theta(\mathbf{x}))) / \xi$$

Since the second term is zero, we update the value of \mathbf{d} with the calculated gradient $\nabla_{\mathbf{d}} D(\hat{p}_\theta(\mathbf{x}), p_\theta(\mathbf{x} + \xi \mathbf{d})) / \xi$. This operation is repeated k_{max} times, but both the literature

and our results suggest that only one iteration is sufficient to achieve state of the art results. In our experiments, the value of ξ is set to 10^{-6} .

Adversarial samples computation. Once the adversarial direction \mathbf{d} is defined, one can obtain the adversarial example with $\mathbf{r} = \varepsilon \mathbf{d} / \|\mathbf{d}\|_2$, by projecting onto the ball of radius ε . The adversarial samples follow the direction where the classification function has the biggest variation w.r.t D .

As VAT enforces local smoothness with regularization, it can also promote robustness when learning with label noise. Indeed, if some samples are mislabeled in an area where a class has a high density, the local smoothness will promote some kind of majority voting and discard the corrupted label. Unfortunately, the VAT algorithm treats the discrepancy between classes uniformly, which is a clear limit since classes with high similarity have a bigger chance to be confused. We would like to encourage the classifier to both discriminate non similar objects and keep complex boundaries between close classes. From this intuition, we propose a Wasserstein loss function, which takes into account similarities between classes.

4. Wasserstein Adversarial Training (WAT)

We extend the notion of virtual adversarial training by using Wasserstein distance instead of an isotropic divergence for D , hence the name of Wasserstein Adversarial Training. The interest of the Wasserstein distance instead of the typical divergences is to take into consideration a class dependent regularization. We want similar classes to have a bigger cost than non similar classes. Thanks to the Wasserstein distance, the adversarial samples go toward classes with smaller costs.

Wasserstein distance. The Wasserstein distance is based on the optimal transport (OT) theory [38]. Its goal is to minimize the displacement cost of a measure to another. Formally, it means that the OT problem seeks an optimal coupling $\mathbf{T}^* \in U(\alpha, \beta)$ where α, β are 2 distributions. $U(\alpha, \beta)$ is the space of joint probability distribution with marginals α and β . \mathbf{T}^* minimizes the displacement of one measure to the other with respect to a ground cost $\mathbf{C} \in \mathbb{R}^{n_1 \times n_2}$. n_1 (resp. n_2) denote the size of the support of α (resp. β). The ground cost is calculated between all possible pairs $(\mathbf{y}_1, \mathbf{y}_2) \in (\text{supp}(\alpha), \text{supp}(\beta))$. When the ground cost is a metric, the OT problem becomes a metric as well and it is called the Wasserstein distance. In the discrete case, the Wasserstein distance is defined as:

Definition 1 (Wasserstein distance) Let α and β be 2 distributions. Let \mathbf{C} be a metric. We define the Wasserstein

distance as :

$$W_C(\alpha, \beta) = \min_{\mathbf{T} \in U(\alpha, \beta)} \langle \mathbf{T}, \mathbf{C} \rangle \quad (3)$$

Where $\langle \cdot, \cdot \rangle$ is the Frobenius product. Unfortunately, the OT solution is expensive to compute (cubical complexity). In practice, similarly to several works in machine learning we will use a regularized variant of the optimal transport problem [5]:

$$W_C^\lambda(\alpha, \beta) = \min_{\mathbf{T} \in U(\alpha, \beta)} \langle \mathbf{T}, \mathbf{C} \rangle - \lambda H(\mathbf{T}), \quad (4)$$

where H denotes the entropy function and λ the regularization coefficient. Using this regularized version has several advantages: *i*) it lowers the computational complexity to quadratic, *ii*) it turns the problem into a strongly convex one for which gradients can be computed efficiently and finally *iii*) it allows to vectorize the computation of all Wasserstein distances in a batch, which is particularly appealing for training deep neural nets. In practice we use only the linear term in (4) to approximate the Wasserstein distance:

$$OT_C^\lambda(\alpha, \beta) = \langle \mathbf{T}_\lambda^*, \mathbf{C} \rangle \quad (5)$$

$$\text{Where } \mathbf{T}_\lambda^* = \underset{\mathbf{T} \in U(\alpha, \beta)}{\text{argmin}} \langle \mathbf{T}, \mathbf{C} \rangle - \lambda H(\mathbf{T})$$

It has been shown in [26] that Eq.(5) is a better approximation than the regularized variant. Based on [10], we will use the AutoDiff framework in our algorithm. The AutoDiff allows one to approximate the derivative of the Wasserstein distance by fixing a number of Sinkhorn iterations.

Ground cost. The ground cost \mathbf{C} allows us to change the space of geometry. It bridges the gap between VAT and WAT. Indeed, an uninformative 0-1 ground cost, *i.e.* 0 over the diagonal and 1 everywhere, would give the total variation (TV) loss which can be used as D in the VAT framework (see Remark 2.26 in [38]). We note this special case as WAT_{0-1} . An interesting cost would catch the class similarities. Multiple choices are possible, we could calculate the Wasserstein distance between classes but this would be biased as we have noisy labels. We could set it manually [48] but it is not practical when we have a lot of classes. An elegant way to set the ground cost is to use the word2vec framework to get class similarities [31] [30] as proposed in [9]. One can catch class similarities by computing the euclidean distance between their word2vec vectors. However this would results as small costs between close classes and big costs with non similar classes. To get big cost between similar classes, we apply the function e^{-m} element wise and set the diagonal to 0.

Optimization problem and algorithm. We present now our algorithm which extends VAT with the optimal transport

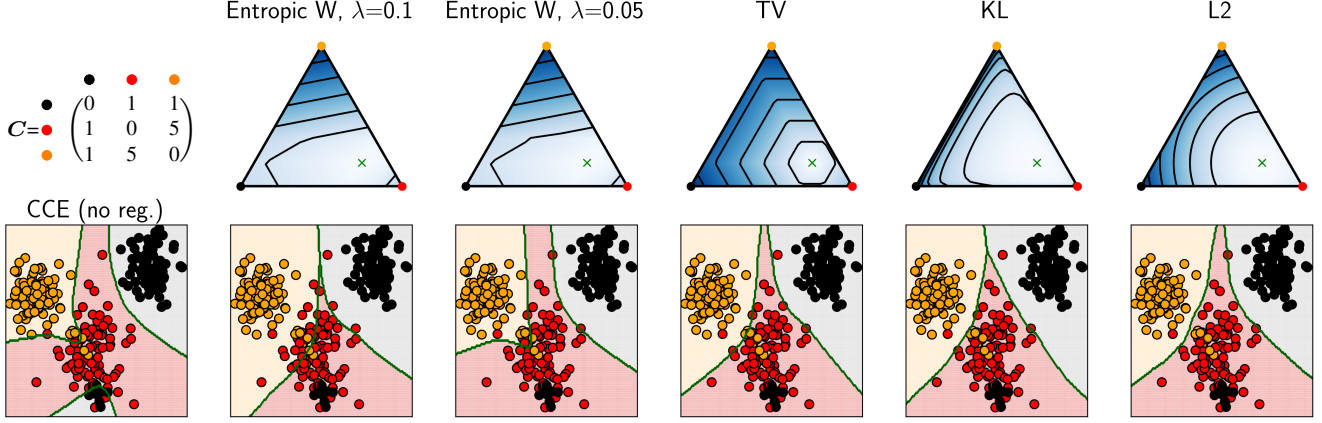


Figure 2: Illustration of the regularization geometry for different losses in the adversarial training. (Top) Regularization values on the simplex of class probabilities. Each corner stands for a class. All losses are computed with respect to a prediction represented as the green x. Colors are as follows: white is zero while darker is bigger. In the case of WAT, the ground cost C is given on the left. (Down) Classification boundaries when using these losses for regularization. The unregularized classifier (CCE) is given on the left.

tool. We use the probabilistic output of the network $\hat{p}_\theta(x_i)$ (resp. $p_\theta(x_i + r^a)$) as α (resp. β). For a batch of samples, the WAT regularization is :

$$\mathcal{R}_{WAT} = \frac{1}{N} \sum_{i=1}^N OT_C^\lambda(\hat{p}_\theta(x_i), p_\theta(x_i + r_i^a)) \quad (6)$$

Our WAT algorithm shares some of VAT's aspects such as the same adversarial direction computation procedure and coefficient values ξ and ε . The only difference remains in the computation of our regularization function which is a Wasserstein loss. So for a batch X , the corresponding labels Y , and the corresponding local perturbations R , our final loss function $\mathcal{L}(X, Y, R)$ is equal to

$$\frac{1}{N} \sum_{i=1}^N L(y_i, p_\theta(x_i)) + \beta OT_C^\lambda(\hat{p}_\theta(x_i), p_\theta(x_i + r_i^a)) \quad (7)$$

Where β is the WAT regularization coefficient. The first term represents a typical loss function such as categorical cross-entropy (CCE) while the second is our WAT regularization. We provide an algorithm for the update procedure in Alg.1 and give details on the coefficients and training procedures in the next section.

Discussions. To demonstrate the limitations of VAT and the utility of WAT in a noisy label context, we studied their impacts on a 3 class classification problem. Figure 2 gathers our results. For each regularization function we have in column its values on the simplex (top) and its classification prediction (bottom). We compare the influence of the cross entropy (which does not have a simplex plot as it has no regularization), the entropic Wasserstein distance with $\lambda = 0.1$

Algorithm 1: Wasserstein Adversarial Training (WAT) model update

- 1 **Inputs:** $\varepsilon, \xi, \lambda, \beta, \theta_t, \gamma, k_{max}$, ground cost C ;
 - 2 Select sample (x, y) ;
 - 3 Random $d \in \mathbb{R}^d$;
 - 4 **for** $k=1, \dots, k_{max}$ **do**
 - 5 $r = \xi * d / \|d\|_2$;
 - 6 $d \leftarrow \nabla_r OT_C^\lambda(\hat{p}_{\theta_t}(x), p_{\theta_t}(x + r)) / \xi$;
 - 7 **end**
 - 8 $r^a = \varepsilon d / \|d\|_2$;
 - 9 **return** $\theta_{t+1} = \theta_t - \gamma \nabla_{\theta_t} \mathcal{L}(x, y, r^a)$;
-

and with $\lambda = 0.05$, the TV loss, the Kullback-Leibler (KL) divergence and finally the L2 loss. For the classification problem, we set two close classes, the orange class and the red class, and a third black class which is not close to the others. We introduce black noisy labels inside the red class and want to study the prediction of typical cross entropy, VAT and WAT. On this toy code, the cross entropy is fooled by the noisy black labels but is able to catch the complexity between class red and class orange.

For VAT, common regularization functions are the KL divergence, the L2 loss or the TV loss. In figure 2, we can see the loss value between classes in a simplex. Those losses are not class-sensitive in the sense that you can't change the loss variation according to classes. One can see L2 loss and KL divergence are isotropic and their values are influenced equivalently by class 'orange' or class 'black'. TV loss is not isotropic but shares the same property. If we have a look at their classification predictions, we can see

that the VAT regularizations are able to correctly predict the noisy black labels in 'red'. However, they do not take into account that the red class and the orange class are close and that they should have a complex border. In this case what we need is a method that can regularize red/black in order not to be fooled by label noise but also that can keep complexity between orange/red for a good classification.

The Wasserstein distance is a distance that can encode such relations between classes. We can set a ground cost between each class. In order to capture the similarity between the classes orange and red, we set a cost of 5. And to catch that both class red and class orange are far from class black, we set a cost of 1 between them. The full ground cost C can be found in figure 2. The Wasserstein loss simplexes show that the Wasserstein loss grows bigger from the minimum toward class orange than class black. Their classification plots show that the complexity between classes red and orange is perfectly caught by the WAT regularization. The Wasserstein regularization with $\lambda = 0.05$ catches perfectly the complexity border between class red and class orange while correcting corrupted black labels. Note that WAT is sensitive to the λ entropic regularization constant. This regularization constant smoothen the loss. An undesired effect is that it will first focus on the red and orange classes instead of cleaning the noisy labels. We conclude that the λ parameter represents a trade off between smoothness and class information.

Setting a big cost between close classes might seem counter-intuitive. However, the Wasserstein distance seeks an optimal coupling which minimizes the displacement cost from a measure to another. Hence the adversarial samples go toward the classes with small costs.

5. Experiments

We evaluate the proposed WAT on both image classification and semantic segmentation tasks. We first showcase the performance of WAT on a series of image classification benchmarks, and then consider a real world case of remote sensing land use semantic segmentation at the pixel level.

5.1. Image classification on benchmark datasets

Datasets and noisy labels simulations. We consider three image classification benchmark datasets: Fashion-MNIST [51], CIFAR-10 [21], and CIFAR-100 [22]. Fashion-MNIST consists of 60'000 gray scale images of size 28×28 with 10 classes. CIFAR-10, and CIFAR-100 consists of 50'000 color images of size 32×32 covering 10, and 100 classes, respectively. Each dataset also contains 10'000 test images with balanced classes.

Since we want to evaluate robustness to noisy labels, we simulated label noise in the training data only. For all datasets, we introduced 0%, 20%, 40% of noise in the

Fashion-MNIST	CIFAR-10	CIFAR-100
$28 \times 28 \times 1$	$32 \times 32 \times 3$	$32 \times 32 \times 3$
3×3 conv, 128 LReLU		
3×3 conv, 128 LReLU		
3×3 conv, 128 LReLU		
2×2 max-pool, stride 2		
dropout, p=0.25		
3×3 conv, 256 LReLU		
3×3 conv, 256 LReLU		
3×3 conv, 256 LReLU		
2×2 max-pool, stride 2		
dropout, p=0.25		
3×3 conv, 512 LReLU		
3×3 conv, 256 LReLU		
3×3 conv, 128 LReLU		
avg-pool		
dense 128 → 10	dense 128 → 10	dense 128 → 100

Table 1: CNN models used in our experiments on Fashion-MNIST, CIFAR-10 and CIFAR-100.

labels. We considered only asymmetric noise, a class-conditional label noise where each label y_i in the training set is flipped into y_j with probability $P_{i,j}$. This is more realistic case in real world scenarios than symmetric noise, where the labels are flipped uniformly over all the classes. For CIFAR-10 and CIFAR-100, we follow the asymmetric noise simulation setting by [36], where class labels are swapped among similar classes with probability p (noise level). For Fashion-MNIST, we visually inspected the similarity between classes on a t-SNE plot of the activations of the model trained on clean data and the classes are swapped, when the samples of one class falls in the cluster of other class. Accordingly, the classes are swapped ($a \rightarrow b$, indicates labels of class a is swapped as b , and \leftrightarrow indicates labels is swapped in both direction) as follows: DRESS \rightarrow T-SHIRT/TOP, COAT \leftrightarrow SHIRT, SANDAL \rightarrow SNEAKER, SHIRT \rightarrow PULLOVER, ANKLE BOOT \rightarrow SNEAKER.

Baselines. We compare WAT with informative C matrix based on word2vec embedding (WAT_C) against several state-of-the-art methods: Unhinged [43], Bootstrapping [40], Forward and Backward loss correction [36], dimensionality driven learning (D2L) [27], and Co-Teaching [15]. Further, we also compare with VAT [32] and categorical cross entropy (CCE). Finally, we also consider WAT_{0-1} , to better assess the contribution of a sensitive ground cost. All the methods share the same architecture and training procedures as detailed in the Supplementary material.

Table 2: Test accuracy (%) of different models on Fashion-MNIST, CIFAR-10, and CIFAR-100 dataset with varying noise rates (0% – 40%). The mean accuracies and standard deviations averaged over the last 10 epochs of three runs are reported, and the best results are highlighted in **bold**.

Dataset /	noise	CCE	Backward	Forward	Unhinge	Bootsoft	CoTeaching	D2L	VAT	WAT ₀₋₁	WAT _C
Fashion-MNIST	0%	94.69±0.11	94.86±0.04	94.81±0.04	95.12 ± 0.03	94.79±0.02	94.28±0.04	94.47±0.02	94.81±0.09	94.60±0.03	94.70±0.02
	20%	89.02±0.47	88.84±0.10	91.03±0.12	90.04±0.08	88.17±0.11	91.24±0.06	89.12±0.15	93.10±0.14	90.99±0.07	93.37±0.08
	40%	78.85±0.56	81.74±0.08	82.85±0.2	78.32±0.15	73.84±0.28	86.83±0.10	78.98±0.25	89.74±0.10	86.03±0.20	90.41±0.02
CIFAR-10	0%	91.76±0.04	91.63±0.04	91.59±0.03	92.27 ± 0.04	91.67±0.03	90.12±0.04	91.29±0.02	91.49±0.07	90.94±0.12	91.88±0.31
	20%	85.26±0.09	84.67±0.1	85.70±0.08	87.09±0.05	85.35±0.8	86.19±0.07	86.64±0.12	88.91±0.09	86.12±0.21	89.12±0.48
	40%	76.23±0.15	73.49±0.14	75.10±0.15	77.94±0.1	74.32±0.2	80.87±0.09	73.12±0.43	81.98±0.25	74.15±0.34	84.55±0.78
CIFAR-100	0%	68.60±0.09	69.53±0.07	70.12±0.07	70.54±0.06	69.81±0.04	65.42±0.06	70.93±0.02	67.83±0.10	65.78±0.15	68.16±0.18
	20%	58.81±0.10	59.23±0.08	59.54±0.05	61.06±0.06	58.97±0.08	56.55±0.08	60.90±0.03	65.44±0.11	60.56±0.14	62.72±0.16
	40%	42.45±0.12	43.02±0.09	42.17±0.1	42.87±0.07	41.73±0.08	42.73±0.08	42.61±0.04	55.75±0.14	51.00±0.31	58.86±0.21
Avg., rank		7.0	6.3	5.6	3.7	7.3	6.7	6.3	3.2	6.3	2.4
Avg., rank (noise only)		7.8	7.5	6.2	5.0	8.8	5.0	6.5	1.8	5.2	1.2

Model. Similarly to other works [15, 32], we employed a 9-layer CNN architecture detailed in Table 1. Between each layer we use a batch norm layer, a drop-out layer and a leaky-relu activation function with slope of 0.01. We use the Adam optimizer for all our networks with an initial learning rate of 0.001 with coefficient $(\beta_1, \beta_2) = (0.9, 0.999)$ and with mini-batch size of 256. The learning rate is divided by 10 after epochs 20 and 40 for Fashion-MNIST (60 epochs in total), after epochs 40 and 80 for CIFAR-10 (120 epochs in total), and after epochs 80 and 120 for CIFAR-100 (150 epochs in total). The input images are scaled between $[-1, 1]$ for Fashion-MNIST, and mean subtracted for the CIFAR10, and CIFAR100 datasets before feeding into the network.

For WAT, we set the hyper-parameters $\beta=10$, $\lambda=0.05$, and $\varepsilon=0.005$ respectively for all the datasets. While training WAT, we set $\beta=0$ for 15 epochs for faster convergence, as we observed that the network does not overfit on noisy labels at early stage of training. The hyper-parameters of the baselines are set according to their original papers. The noise transition matrix for the Forward and Backward method is estimated from the model trained with cross entropy [36]. For VAT, we did not use the hyper-parameters from their original paper, as it is over-fitting on noisy labels in the later stage of training, similarly using those values for WAT leads to over smoothing and the training accuracy did not increase. So, we used $\beta=5$ and $\varepsilon=0.005$ (similar as WAT), and followed the same training procedure as WAT. The source code of WAT in PyTorch [35] will be released.

Results. Results are reported in Table 2, and shows that adversarial regularization methods consistently outperformed the competitors in the noisy label literature with large margins across the noise levels and datasets. In particular, our proposed WAT_C method achieved about 4-5% points higher on fashion-MNIST/CIFAR-10, and 10% on CIFAR-100 at the highest noise level compared to the competitors. Note that VAT, primarily designed for semi-supervised learning, works also very well on the considered

problems. Our paper is to the best of our knowledge the first work to consider it for learning with label noise. Furthermore, WAT is consistently better than VAT and WAT₀₋₁ (except one case), and outperformed VAT significantly by 2-3% margin at higher noise level. This demonstrates that including priors about class similarities as done in WAT_C helps increasing the robustness against label noise.

5.2. Semantic segmentation of aerial images

Datasets and noisy labels simulations. In this section, we consider the semantic segmentation task of assigning every pixel of an aerial image to an urban land use category. We considered a widely used remote sensing benchmark, the ISPRS Vaihingen semantic labeling dataset [17]. The data consist of 33 tiles (of varying sizes, for a total of 168'287'871 pixels) acquired by an aircraft at the ground resolution of 9cm. The images are true orthophotos with three spectral channels (near infrared, red, green). A digital surface model (DSM) and a normalized digital surface model (nDSM) are also available, making the input space 5-dimensional. Among the 33 tiles, we used the initial data split (11 tiles for training, 5 for validation and 17 for testing). As ground truth, six land cover classes (impervious surfaces, building, low vegetation, tree, car, background/clutter) are densely annotated (see Figure 3).

We simulate label noise by swapping labels at the object level, rather than flipping single pixels. An object was considered as the connected component of pixels sharing the same label. We also focused on plausible labeling errors: for instance, a car could be mislabeled to an impervious surface, but not to a building or a tree. Following this methodology, a third of the connected components had their label flipped. An example of the corrupted data is shown in the rightmost panel of figure 3.

Model. We used a U-Net architecture [42], modified to take the 5 channels input data. The network is trained for 300 epochs (with 90°, 180° or 270° rotations and vertical or

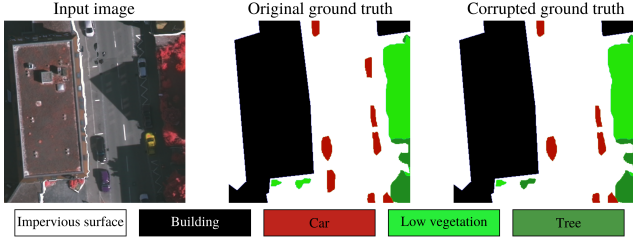


Figure 3: Comparison of the original ground truth and the corrupted ground truth.

Table 3: Per class F1 scores, average F1 score and overall accuracy (%) on the test set of Vaihingen. The best results (on the noisy dataset) are highlighted in **bold**.

Class	CCE	CCE	Bootsoft	WAT
Training set	Clean	Noisy		
Buildings	90.29	75.06	88.34	89.04
Cars	58.91	14.21	10.98	25.78
Impervious surfaces	85.76	62.20	82.66	79.01
Low vegetation	76.32	25.92	61.40	71.56
Trees	84.72	70.89	80.49	82.92
Average F1	79.20	49.65	64.77	69.66
Overall accuracy	83.89	63.95	78.87	78.43

horizontal flips as data augmentation) using the Adam optimizer with an initial learning rate of 10^{-4} and coefficients $(\beta_1, \beta_2) = (0.9, 0.999)$. After 10 epochs, the learning rate is set to 10^{-5} . Furthermore, we predict on the full image using overlapping patches (200 pixels overlap) averaged according to a Gaussian kernel centered in the middle of the patch ($\sigma = 1$). Using this methodology, we obtain an overall accuracy on the clean data of 83.89%, close to the state of the art on this dataset.

Results. We compare WAT with supervised methods using standard (cross entropy, CCE) and noisy-labels aware (Bootsoft [40]) losses. The results, computed on the full test ground truth (including boundaries) and averaged over 2 runs, are reported in Table 3. Note that the classes are unbalanced and for most of them, the F1-score is improved using WAT, except for the dominant class (impervious surfaces). This leads to a much higher average F1-score using WAT, while the overall accuracy is only slightly decreased compared to Bootsoft. This behavior can be seen in the maps shown in Figure 4. While both Bootsoft and WAT outperform CCE, obtaining comparable results in terms of overall accuracy, we can see in the close-ups that Bootsoft performs poorly in detecting the cars, which are often confused with generic impervious surfaces.

6. Conclusion and discussion

In this paper, we have used the adversarial training framework and the virtual adversarial training algorithm to the problem of learning with noisy labels. We have also extended the virtual adversarial training algorithm with a Wasserstein loss which depends on a ground cost. This ground cost allows us to change the geometry of the regularization loss according to class similarities. It allows to have complex boundaries between close classes while promoting smooth boundaries between other classes. Studying the Wasserstein distance on label space is an understudied problem and we open a new use for it after [9]. We compare our methods to state of the art algorithms on Fashion-MNIST, CIFAR-10, CIFAR-100 benchmarks with 20% and 40% of noisy labels. With WAT, we achieved new state of the art results on those benchmarks. Furthermore, we proved that our methods are well suited to semantic segmentation problems.

There are several possibilities to extend this work. It is known that the adversarial training framework reduces the curvature of the network [33] by enforcing a local prediction uniformity. We conjecture that the Wasserstein adversarial training method also enforces this constraint but anisotropically. Our ongoing works are dedicated to explaining theoretically why this has a positive impact on the considered learning problem. Notably, one can ask if there indeed exists an optimal ground cost which is best suited to the data at hand. Our work has considered setting a priori this cost with a semantic relations between classes, but it may be possible to either craft it from the data (by, for example, looking at inter-class clusters distances), or either learn it simultaneously from the data. Immediate follow-ups will consider those options, and also the combination of our regularization scheme with other methods having an impact on the classification loss [15, 18, 27]. We also finally note that while dedicated to learning with label noise problem, WAT can be applied to other classical learning problems such as enforcing adversarial robustness or semi-supervised learning. In all those cases, disposing of a loss that is sensitive to inter classes relationships might help in designing more robust models that can focus on specific class imbalance or permutation (for security or societal reasons).

References

- [1] D. Arpit, S. K. Jastrzebski, N. Ballas, D. Krueger, E. Bengio, M. S. Kanwal, T. Maharaj, A. Fischer, A. C. Courville, Y. Bengio, and S. Lacoste-Julien. A closer look at memorization in deep networks. In *International Conference on Machine Learning*, pages 233–242, Sydney, NSW, Australia, 2017. 1
- [2] C. E. Brodley and M. A. Friedl. Identifying mislabeled training data. *J. Artif. Int. Res.*, 11(1):131–167, July 1999.

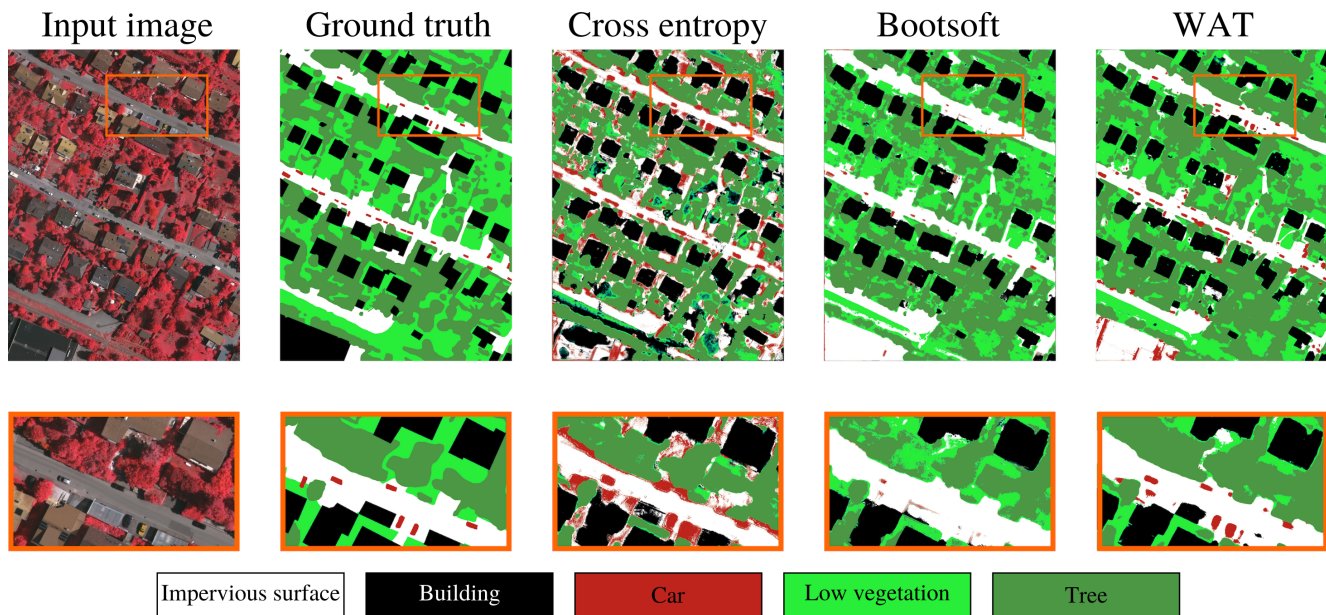


Figure 4: Semantic segmentation maps obtained on the test set of the ISPRS Vaihingen dataset (tile #12 of the original data). The top row shows the full image, and the second row shows a close-up of the area delineated in orange.

- [3] K. Choi, G. Fazekas, K. Cho, and M. Sandler. The effects of noisy labels on deep convolutional neural networks for music tagging. *IEEE Transactions on Emerging Topics in Computational Intelligence*, 2(2):139–149, April 2018. 1
- [4] N. Courty, R. Flamary, D. Tuia, and A. Rakotomamonjy. Optimal transport for domain adaptation. *IEEE Transactions on Pattern Analysis and Machine Intelligence*, 39(9):1853–1865, Sep. 2017.
- [5] M. Cuturi. Sinkhorn distances: Lightspeed computation of optimal transport. In C. J. C. Burges, L. Bottou, M. Welling, Z. Ghahramani, and K. Q. Weinberger, editors, *Advances in Neural Information Processing Systems 26*, pages 2292–2300. Curran Associates, Inc., 2013. 4
- [6] B. B. Damodaran, B. Kellenberger, R. Flamary, D. Tuia, and N. Courty. Deepjdot: Deepjdot: Deep joint distribution optimal transport for unsupervised domain adaptation. *ECCV*, abs/1803.10081, 2018.
- [7] A. Dubey, O. Gupta, P. Guo, R. Raskar, R. Farrell, and N. Naik. Pairwise confusion for fine-grained visual classification. In *European Conference on Computer Vision*, Munich, Germany, 2018. 1
- [8] R. Flamary and N. Courty. Pot python optimal transport library, 2017.
- [9] C. Frogner, C. Zhang, H. Mobahi, M. Araya-Polo, and T. Poggio. Learning with a wasserstein loss. In *Proceedings of the 28th International Conference on Neural Information Processing Systems - Volume 2*, NIPS’15, pages 2053–2061, Cambridge, MA, USA, 2015. MIT Press. 4, 8
- [10] A. Genevay, G. Peyre, and M. Cuturi. Learning generative models with sinkhorn divergences. In A. Storkey and F. Perez-Cruz, editors, *Proceedings of the Twenty-First International Conference on Artificial Intelligence and Statistics*, volume 84 of *Proceedings of Machine Learning Research*, pages 1608–1617, Playa Blanca, Lanzarote, Canary Islands, 09–11 Apr 2018. PMLR. 4
- [11] A. Ghosh, H. Kumar, and P. S. Sastry. Robust loss functions under label noise for deep neural networks. In *AAAI*, pages 1919–1925. AAAI Press, 2017. 2
- [12] A. Ghosh, N. Manwani, and P. Sastry. Making risk minimization tolerant to label noise. *Neurocomput.*, 160(C):93–107, July 2015. 2
- [13] G. H. Golub and H. A. van der Vorst. Eigenvalue computation in the 20th century. *Journal of Computational and Applied Mathematics*, 123(1):35 – 65, 2000. Numerical Analysis 2000. Vol. III: Linear Algebra. 3
- [14] I. Goodfellow, J. Shlens, and C. Szegedy. Explaining and harnessing adversarial examples. In *International Conference on Learning Representations*, 2015. 2, 3
- [15] B. Han, Q. Yao, X. Yu, G. Niu, M. Xu, W. Hu, I. Tsang, and M. Sugiyama. Co-teaching: Robust training of deep neural networks with extremely noisy labels. In S. Bengio, H. Wallach, H. Larochelle, K. Grauman, N. Cesa-Bianchi, and R. Garnett, editors, *Advances in Neural Information Processing Systems 31*, pages 8527–8537. Curran Associates, Inc., 2018. 2, 3, 6, 7, 8
- [16] D. Hendrycks, M. Mazeika, D. Wilson, and K. Gimpel. Using trusted data to train deep networks on labels corrupted by severe noise. *Advances in Neural Information Processing Systems*, 2018. 2, 3
- [17] http://www2.isprs.org/commissions/comm3/wg4/semantic_labeling.html. 7
- [18] L. Jiang, Z. Zhou, T. Leung, L.-J. Li, and L. Fei-Fei. MentorNet: Learning data-driven curriculum for very deep neural networks on corrupted labels. In J. Dy and A. Krause,

- editors, *Proceedings of the 35th International Conference on Machine Learning*, volume 80 of *Proceedings of Machine Learning Research*, pages 2304–2313, Stockholmsmässan, Stockholm Sweden, 10–15 Jul 2018. PMLR. [2](#), [8](#)
- [19] I. Jindal, M. S. Nokleby, and X. Chen. Learning deep networks from noisy labels with dropout regularization. *CoRR*, abs/1705.03419, 2017. [3](#)
- [20] J. Krause, B. Sapp, A. Howard, H. Zhou, A. Toshev, T. Duerig, J. Philbin, and F. Li. The unreasonable effectiveness of noisy data for fine-grained recognition. *ECCV*, 2016. [1](#)
- [21] A. Krizhevsky, V. Nair, and G. Hinton. Cifar-10 (canadian institute for advanced research). [6](#)
- [22] A. Krizhevsky, V. Nair, and G. Hinton. Cifar-100 (canadian institute for advanced research). [6](#)
- [23] K.-H. Lee, X. He, L. Zhang, and L. Yang. Cleannet: Transfer learning for scalable image classifier training with label noise. In *Proceedings of the IEEE Conference on Computer Vision and Pattern Recognition (CVPR)*, 2018. [2](#)
- [24] Y. Li, J. Yang, Y. Song, L. Cao, J. Luo, and L. Li. Learning from noisy labels with distillation. In *ICCV*, pages 1928–1936. IEEE Computer Society, 2017. [2](#)
- [25] T. Liu and D. Tao. Classification with noisy labels by importance reweighting. *IEEE Transactions on Pattern Analysis and Machine Intelligence*, 38, 11 2014. [2](#)
- [26] G. Luise, A. Rudi, M. Pontil, and C. Ciliberto. Differential properties of sinkhorn approximation for learning with wasserstein distance. In S. Bengio, H. Wallach, H. Larochelle, K. Grauman, N. Cesa-Bianchi, and R. Garnett, editors, *Advances in Neural Information Processing Systems 31*, pages 5859–5870. Curran Associates, Inc., 2018. [4](#)
- [27] X. Ma, Y. Wang, M. E. Houle, S. Zhou, S. Erfani, S. Xia, S. Wijewickrema, and J. Bailey. Dimensionality-driven learning with noisy labels. In J. Dy and A. Krause, editors, *Proceedings of the 35th International Conference on Machine Learning*, volume 80 of *Proceedings of Machine Learning Research*, pages 3355–3364, Stockholmsmässan, Stockholm Sweden, 10–15 Jul 2018. PMLR. [2](#), [3](#), [6](#), [8](#)
- [28] H. Masnadi-Shirazi and N. Vasconcelos. On the design of loss functions for classification: Theory, robustness to outliers, and savageboost. In *Proceedings of the 21st International Conference on Neural Information Processing Systems*, NIPS’08, pages 1049–1056, USA, 2008. Curran Associates Inc. [2](#)
- [29] A. Menon, B. V. Rooyen, C. S. Ong, and B. Williamson. Learning from corrupted binary labels via class-probability estimation. In F. Bach and D. Blei, editors, *Proceedings of the 32nd International Conference on Machine Learning*, volume 37 of *Proceedings of Machine Learning Research*, pages 125–134, Lille, France, 07–09 Jul 2015. PMLR. [2](#)
- [30] T. Mikolov, K. Chen, G. Corrado, and J. Dean. Efficient estimation of word representations in vector space. *CoRR*, abs/1301.3781, 2013. [4](#)
- [31] T. Mikolov, I. Sutskever, K. Chen, G. S. Corrado, and J. Dean. Distributed representations of words and phrases and their compositionality. In C. J. C. Burges, L. Bottou, M. Welling, Z. Ghahramani, and K. Q. Weinberger, editors, *Advances in Neural Information Processing Systems 26*, pages 3111–3119. Curran Associates, Inc., 2013. [4](#)
- [32] T. Miyato, S. Maeda, S. Ishii, and M. Koyama. Virtual adversarial training: A regularization method for supervised and semi-supervised learning. *IEEE Transactions on Pattern Analysis and Machine Intelligence*, pages 1–1, 2018. [1](#), [2](#), [3](#), [6](#), [7](#)
- [33] S. Moosavi-Dezfooli, A. Fawzi, J. Uesato, and P. Frossard. Robustness via curvature regularization, and vice versa. *CoRR*, abs/1811.09716, 2018. [8](#)
- [34] N. Natarajan, I. S. Dhillon, P. K. Ravikumar, and A. Tewari. Learning with noisy labels. In C. J. C. Burges, L. Bottou, M. Welling, Z. Ghahramani, and K. Q. Weinberger, editors, *Advances in Neural Information Processing Systems 26*, pages 1196–1204. Curran Associates, Inc., 2013. [2](#)
- [35] A. Paszke, S. Gross, S. Chintala, G. Chanan, E. Yang, Z. DeVito, Z. Lin, A. Desmaison, L. Antiga, and A. Lerer. Automatic differentiation in pytorch. In *NIPS-W*, 2017. [7](#)
- [36] G. Patrini, A. Rozza, A. Krishna Menon, R. Nock, and L. Qu. Making deep neural networks robust to label noise: A loss correction approach. In *The IEEE Conference on Computer Vision and Pattern Recognition (CVPR)*, July 2017. [2](#), [6](#), [7](#)
- [37] F. Pedregosa, G. Varoquaux, A. Gramfort, V. Michel, B. Thirion, O. Grisel, M. Blondel, P. Prettenhofer, R. Weiss, V. Dubourg, J. Vanderplas, A. Passos, D. Cournapeau, M. Brucher, M. Perrot, and E. Duchesnay. Scikit-learn: Machine learning in Python. *Journal of Machine Learning Research*, 12:2825–2830, 2011.
- [38] G. Peyré and M. Cuturi. Computational optimal transport. *Foundations and Trends® in Machine Learning*, 11(5-6):355–607, 2019. [4](#)
- [39] T. J. Rademaker, E. Bengio, and P. Francois. Attack and defence in cellular decision-making: lessons from machine learning. 2018.
- [40] S. Reed, H. Lee, D. Anguelov, C. Szegedy, D. Erhan, and A. Rabinovich. Training Deep Neural Networks on Noisy Labels with Bootstrapping. In *Workshop at International conference on learning representations*, 2015. [3](#), [6](#), [8](#)
- [41] M. Ren, W. Zeng, B. Yang, and R. Urtasun. Learning to reweight examples for robust deep learning. In *Proceedings of the 35th International Conference on Machine Learning, ICML 2018, Stockholmsmässan, Stockholm, Sweden, July 10-15, 2018*, pages 4331–4340, 2018. [2](#)
- [42] O. Ronneberger, P. Fischer, and T. Brox. U-net: Convolutional networks for biomedical image segmentation. In *International Conference on Medical image computing and computer-assisted intervention*, pages 234–241. Springer, 2015. [7](#)
- [43] B. v. Rooyen, A. K. Menon, and R. C. Williamson. Learning with symmetric label noise: The importance of being unhinged. In *Proceedings of the 28th International Conference on Neural Information Processing Systems - Volume 1*, NIPS’15, pages 10–18, Cambridge, MA, USA, 2015. MIT Press. [1](#), [2](#), [6](#)
- [44] F. Schroff, A. Criminisi, and A. Zisserman. Harvesting image databases from the web. *IEEE Trans. Pattern Anal. Mach. Intell.*, 33(4):754–766, Apr. 2011. [1](#)

- [45] V. Seguy, B. B. Damodaran, R. Flamary, N. Courty, A. Rolet, and M. Blondel. Large-scale optimal transport and mapping estimation. In *ICLR*, 2018.
- [46] S. Sukhbaatar and R. Fergus. Learning from noisy labels with deep neural networks. 2014. [2](#)
- [47] D. Tanaka, D. Ikami, T. Yamasaki, and K. Aizawa. Joint optimization framework for learning with noisy labels. In *CVPR*, 2018. [2](#), [3](#)
- [48] D. Tuia, J. Muñoz-Marí, M. Kanevski, and G. Camps-Valls. Structured output SVM for remote sensing image classification. *J. Signal Proc. Sys.*, 65(3):457–468, 2011. [4](#)
- [49] A. Vahdat. Toward robustness against label noise in training deep discriminative neural networks. In *Advances in Neural Information Processing Systems 30: Annual Conference on Neural Information Processing Systems 2017, 4-9 December 2017, Long Beach, CA, USA*, pages 5601–5610, 2017. [2](#)
- [50] F. Wang, L. Chen, C. Li, S. Huang, Y. Chen, C. Qian, and C. Change Loy. The devil of face recognition is in the noise. In *The European Conference on Computer Vision (ECCV)*, September 2018. [1](#)
- [51] H. Xiao, K. Rasul, and R. Vollgraf. Fashion-mnist: a novel image dataset for benchmarking machine learning algorithms. 2017. [6](#)
- [52] T. Xiao, T. Xia, Y. Yang, C. Huang, and X. Wang. Learning from massive noisy labeled data for image classification. In *CVPR*, 2015. [2](#)
- [53] C. Zhang, S. Bengio, M. Hardt, B. Recht, and O. Vinyals. Understanding deep learning requires rethinking generalization. 2017. [1](#), [3](#)
- [54] Z. Zhang and M. R. Sabuncu. Generalized cross entropy loss for training deep neural networks with noisy labels. In *NeurIPS*, pages 8792–8802, 2018. [1](#), [2](#)