

# Measuring Human Perception to Improve Handwritten Document Transcription

Samuel Grieggs<sup>1</sup>    Bingyu Shen<sup>1</sup>    Pei Li<sup>1</sup>    Cana Short<sup>1</sup>    Jiaqi Ma<sup>1</sup>  
 Mihow McKenny<sup>1</sup>    Melody Wauke<sup>1</sup>    Brian Price<sup>2</sup>    Walter Scheirer<sup>1</sup>  
 University of Notre Dame<sup>1</sup>

sgrieggs, bshen, Pei.Li.237, cshort2, jma4, Mihow.P.McKenny.5, mwauke, walter.scheirer@nd.edu

Adobe Research<sup>2</sup>  
 bprice@adobe.com

## Abstract

The subtleties of human perception, as measured by vision scientists through the use of psychophysics, are important clues to the internal workings of visual recognition. For instance, measured reaction time can indicate whether a visual stimulus is easy for a subject to recognize, or whether it is hard. In this paper, we consider how to incorporate psychophysical measurements of visual perception into the loss function of a deep neural network being trained for a recognition task, under the assumption that such information can enforce consistency with human behavior. As a case study to assess the viability of this approach, we look at the problem of handwritten document transcription. While good progress has been made towards automatically transcribing modern handwriting, significant challenges remain in transcribing historical documents. Here we work towards a comprehensive transcription solution for Medieval manuscripts that combines networks trained using our novel loss formulation with natural language processing elements. In a baseline assessment, reliable performance is demonstrated for the standard IAM and RIMES datasets. Further, we go on to show feasibility for our approach on a previously published dataset and a new dataset of digitized Latin manuscripts, originally produced by scribes in the Cloister of St. Gall around the middle of the 9th century.

## 1. Introduction

In archives scattered around the globe, old manuscripts can be found piled up to the ceiling and spread out as far as the eye can see. The amount of writing produced on physical media since antiquity is staggering, and very little of it has been digitized and transcribed into plain text for researchers to study using modern data mining tools [54]. Work in the digital humanities has sought to

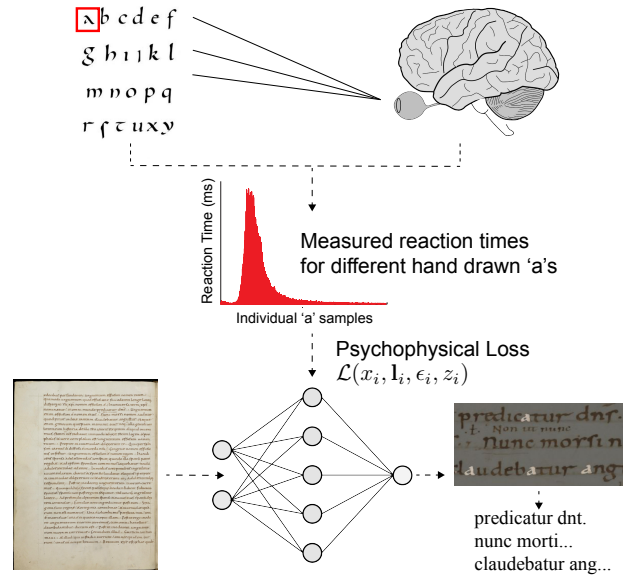


Figure 1. An underappreciated, yet valuable, source of information for machine learning is the behavior associated with visual perception. This is especially true of problems like transcribing historical documents, where expertise changes the quality of collected data for supervised learning. This paper introduces a novel loss formulation for deep learning that incorporates measurements of human vision, as well as a new end-to-end processing pipeline for handwritten document transcription.

address this problem by deploying everything from off-the-shelf optical character recognition (OCR) tools [14], to state-of-the-art convolutional neural network-based transcription pipelines [25]. However, such work has been underpinned by the long-standing, yet incorrect, belief that computer vision has solved handwritten document transcription [56, 53]. The open nature of this problem, coupled with a difficult data domain that has largely remained the realm of specialist scholars, makes it a fascinating case study for testing the capabilities of artificial intelligence.

For historical documents, work is ongoing in computer vision [57, 51, 56] and natural language processing [10, 11, 49] to produce a method that operates with little human intervention. However, to solve this problem, it helps to take a closer look at the behavior of reading. In this paper we seek out a fresh perspective by addressing three understudied aspects of the problem related to the way humans perceive handwritten documents: (1) the need in some cases to collect annotations for supervised learning from experts, (2) a loss formulation that makes use of patterns of error from the human observation of text, and (3) a recognition pipeline which combines deep learning-based character recognition with natural language processing elements that model the statistics of character- and word-level sequences.

The conventional wisdom in machine learning says that to improve performance on a task, more data should be collected. However, when it comes to document analysis tasks that require some form of expertise to produce supervised labels, it is not possible to turn to average workers on Amazon’s Mechanical Turk service to annotate a dataset. For example, if the task is to transcribe a parchment manuscript written in Latin, one will observe a large difference in behavior between the novice and experienced reader, with the novice producing an unreliable transcription. Researchers within the digital humanities have been struggling with the problem of a lower annotation yield for years [19]. In this work, we explore a new data annotation regime that allows us to collect more information from fewer annotators. The key is in the data we collect: samples with more information-rich annotations.

Turning to the study of perception, annotations that are not basic labels, but instead measurements of the internal processes of the human visual system, have been shown to be effective for improving supervised machine learning [47, 28]. The strategy relies on modeling the patterns of error in human observation through the use of visual psychophysics, a set of methods and procedures from psychology that are used to study the relationships between physical stimuli and mental phenomena. For instance, the amount of time it takes a subject to recognize a handwritten character is correlated with the quality of the handwriting under scrutiny. Including this information into the training regime of a machine learning algorithm gives the resulting model some notion of what is difficult, and what is easy. This is critical for problems that contain samples of varying degrees of difficulty. Previous work has looked at conditioning classifiers on psychophysical data [47, 28], but has not considered using such information for representation learning. Here we introduce a loss formulation for deep networks that enforces consistency with human behavior based on perceptual measurements.

Importantly, we integrate the above pieces into a complete pipeline for handwritten document transcription, with

the goal of building a useful tool that can generalize to new documents, given appropriate training data. Prior approaches have focused on individual aspects of the problem (*e.g.*, image restoration [17], character segmentation [25], word recognition [41], data augmentation [55], language modeling [58]), but lack a more comprehensive embodiment of the process of reading. Here we look at this problem more holistically, from character segmentation to a probabilistic model of language. With respect to the vision component, we introduce a new neural network architecture that makes use of U-Net [45] for higher-quality character-level segmentation, and is trained using the proposed psychophysics-based loss. A separate neural language model is trained to match the source language of the documents being considered. It takes the output of the vision network and makes corrections based on a learned probability distribution of character- or word-level sequences. For historical documents, a challenge exists in training language models under circumstances where an incomplete knowledge of the lexicon is always present (*e.g.*, a complete dictionary of Medieval Latin has never been compiled). In spite of this, we show that it is still possible improve the performance of an imperfect vision system.

To summarize, the contributions of this paper are:

- An open source software platform for collecting crowdsourced psychophysical and conventional annotations for historical documents, designed with the humanities scholar in mind.
- A novel loss formulation incorporating measurements of human vision into the training process of a CNN.
- A new architecture called URNN for handwritten document transcription that improves internal segmentation accuracy.
- A new collection of data for transcription evaluation including psychophysical annotations for partitions of the IAM [39] and St. Gall [26] datasets, as well as a new dataset of open access Medieval Latin manuscript images and annotations.
- A comprehensive experimental analysis yielding competitive results on the standard IAM and RIMES [8] datasets, as well as two Latin manuscript sets.

## 2. Prior Work

**Recent Advances in Handwritten Document Transcription.** The most important recent advances in handwritten document transcription are based on deep learning or probabilistic generative models. Poznanski and Wolf [41] introduced a feed-forward CNN that estimates the lexical attributes (*i.e.*, *n*-gram features) of a word for transcription purposes. Doetsch et al. [20] and Bluche et al. [13]

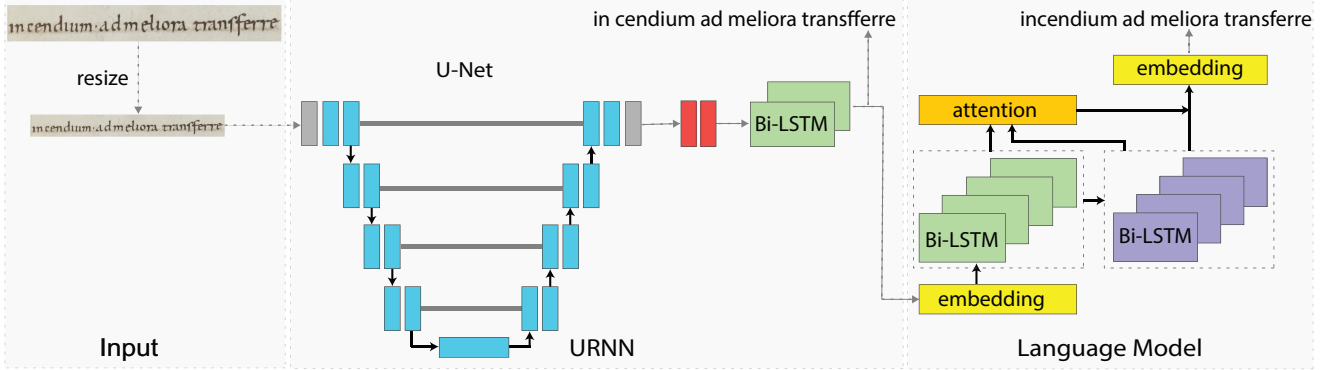


Figure 2. The complete network structure of our proposed pipeline. At the *input stage*, an image of text is fed into the network at the word or line level. The middle two stages form the URNN architecture. In the *U-Net stage*, characters are segmented based on visual appearance. The *RNN stage* extracts plaintext from the feature maps of the U-Net using a Bidirectional LSTM. To produce the final plaintext transcription, the *language model stage* corrects the output of the URNN based on a probabilistic model of the language at hand.

explored recurrent approaches for sequence processing by using Bidirectional Long Short-Term Memory (LSTM) in different input and architectural configurations. Some of the very best results on historical documents [46, 55] have been achieved using the Convolutional Recurrent Neural Network (CRNN) architecture of Shi et al. [48] as a basis. The CRNN is able to support image-based sequence recognition in an end-to-end trainable fashion. We will use CRNN as the main frame of reference for which to compare our proposed method. With respect to generative models, Berg-Kirkpatrick proposed jointly modeling the text of the document and the noisy process of rendering glyphs in an unsupervised manner [10, 11]. The open source package Ocular [9] is an embodiment of this work, which we also compare against in our experiments. Two popular off-the-shelf OCR packages are Tesseract [50] and OCRopus [15], which we use as additional baselines.

**Computer Vision for Manuscript Studies.** Images of Medieval manuscripts provide a unique challenge for computer vision algorithms, given the prevalence of poor sample quality, inconsistent handwriting, and often incomplete knowledge about the language at hand. Work on this problem is highly interdisciplinary, where the end goal is to provide a useful tool to scholars in the humanities. Thus engineering work has gone into creating end-to-end processing pipelines that are accessible to paleographers [57, 25, 7, 52]. Early work in computer vision for manuscript studies articulated the problem as one of sequence processing over lines from the images, where approaches like HMMs apply if trained on the target language [24, 18, 23, 26]. Secondary problems in data quality were noted, and various approaches to fix them have been proposed [16, 17, 37].

As in automated transcription for modern texts, neural network-based approaches are now routinely deployed for manuscript analysis. Fischer et al. [27] demonstrated the effectiveness of a Bidirectional LSTM in transcribing a 13th century manuscript written in Middle High German. Fir-

mani et al. [25] show over a corpus of manuscripts from the Vatican Secret Archives that if character segmentation is accurate, a CNN can be used to classify characters with high accuracy. Related work was undertaken to classify Medieval handwriting for archival cataloguing [51]. Despite this progress, error rates remain stubbornly high, thus leaving humans in the loop to make corrections.

**Visual Psychophysics for Computer Vision.** There is a growing body of work incorporating elements of behavioral experiments from psychology into computer vision evaluation regimes and algorithms. To date, there has been far more emphasis on the former, with primate vs. machine comparisons being of most interest. Work in this direction has looked at the sensitivity of different visual systems to the local statistics of natural images [31], the behavioral consistency of deep networks to human vision [21], and human vs. non-human primate vs. deep network object recognition performance [30, 42]. Psychophysics-inspired evaluation frameworks targeting just computer vision models have been proposed for object recognition [43] and face recognition [44]. Most closely related to the work in this paper is that of Scheirer et al. [47], where a loss function that applies penalties based on psychophysical annotations attached to individual samples during classifier training is used to improve classification accuracy. Those annotations were collected via *TestMyBrain.org*, a popular crowdsourcing site for psychophysics experiments [32]. In this work, we extend the strategy of Scheirer et al. to representation learning by introducing a loss formulation for deep networks that makes use of psychophysical annotations.

### 3. A Handwritten Document Transcription Pipeline Inspired by Human Readers

Our proposed approach for handwritten document transcription is an end-to-end pipeline composed of a set of distinct modules for computer vision and natural language pro-

cessing. We begin with a data collection process incorporating expert readers making use of a custom psychophysical data collection tool. This provides the data to train a CNN-based segmentation model, conditioned by a loss formulation that takes into account measurements of human vision. The output of the segmentation model goes to a recurrent network for text extraction. This is followed by the application of a neural language model that makes corrections to errorful text. An overview of the network structure of the pipeline is shown in Fig. 2. We explain each of these modules in detail below<sup>1</sup>.

**Psychophysical Data Collection.** While there are thousands of high-quality images of manuscripts available on the Internet, very few of these documents have been annotated for OCR tasks. Even more problematically, the documents that do have annotations are often altered by the scholars transcribing them to expand abbreviations, correct spelling errors, and other abnormalities in the text. To counteract this problem we developed a web-based tool to leverage expert reading behavior that not only produces ground-truth data, but also collects psychophysical measurements of the process of reading. The tool is based on a version of the Image Citation Tool from the Homer Multitext Project [12], which provides a familiar interface to non-technical annotators working on digital data curation for historical documents. See Sec. 1 of the Supp. Mat. for a detailed description of the tool.

The tool provides functionality for annotating the ground-truth labels  $\mathbf{l}$  for the characters in an image  $x$ , registering plaintext to images, and identifying individual lines and words. Importantly, it also measures the difficulty of reading each character by measuring the reaction time of the annotator for the task of recognizing individual characters. Thus each image has an associated measured reaction time  $r$ . This form of psychophysical measurement is inspired by the work of Scheirer et al. [47], which showed that reaction time can be used in conjunction with a loss function for classifier training. The annotations  $\mathbf{l}$  and  $r$  are used as input to the loss formulation described below.

**Psychophysical Loss Function.** In order to make use of the psychophysical data collected with the data collection platform, we designed a new loss function that is a variation of the commonly used Connectionist Temporal Classification (CTC) loss function originally introduced by Graves et al. [33]. CTC loss is the negative logarithm of the probability of the ground-truth given a predicted text sequence. After calculating this loss for a specific training image, our method adds a penalty based on the time it took a human reader to process that image scaled to the character error rate of the output.

Assume we have a training data set  $\mathcal{X} = \{x_i, \mathbf{l}_i, \epsilon_i, z_i\}$ , where  $x_i$  is the training image,  $\mathbf{l}_i$  is the associated ground

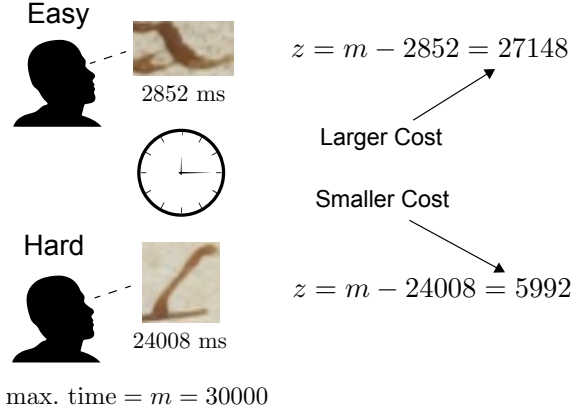


Figure 3. An example of how the psychophysical penalty  $z$  is calculated. Readers were timed while transcribing characters in an image to plaintext. Text which is more difficult to read tend to take longer to process. Therefore the psychophysical penalty is higher on examples that took less time for the human reader to read, and lower on examples that took a longer period of time.

truth label sequence,  $\epsilon_i$  is the associated character error rate, and  $z_i$  is an associated psychophysical penalty. The objective when using CTC loss is to minimize the negative log-likelihood of the conditional probability of the ground-truth:

$$\mathcal{L}_{\text{CTC}} = - \sum_{x_i, \mathbf{l}_i \in \mathcal{X}} \log p(\mathbf{l}_i | \mathbf{y}_i) \quad (1)$$

where  $\mathbf{y}_i$  is the sequence produced by the recurrent and convolutional layers of a network when processing  $x_i$ .

To reformulate the above loss to incorporate the psychophysical measurements, we must first calculate a psychophysical penalty for each image that matches our assumptions about visual perception and reading (Fig. 3). Assume that we have a set  $R = \{r_1, \dots, r_n\}$  of sorted reaction time measurements (the time that each image took to be typed out by a human) from an experiment. The maximum value of that set is  $m = \max(R)$ . Also assume that images with a short measured reaction (in ms.) time are easy for a human observer to recognize characters in, and images with a long measured reaction time are more difficult. To calculate a psychophysical penalty  $z_i$  consistent with this, a measured reaction time  $r_i$  is simply subtracted from  $m$ :

$$z_i = m - r_i \quad (2)$$

A loss function conditioned on the psychophysical measurements should have the effect of pushing the training in a direction that will perform better on examples that are more easily readable for humans, and therefore should make the model's performance more human-like. It should also preserve the penalties for incorrect predicted text sequences. Thus we combine the CTC loss with an additional loss term derived from the psychophysical measurements and

<sup>1</sup>All code and data will be released after publication.

the character error rate associated with an image:

$$\mathcal{L}_{\text{psych}} = - \sum_{x_i, l_i \in \mathcal{X}} \log p(l_i | \mathbf{y}_i) + \sum_{\epsilon_i, z_i \in \mathcal{X}} (\epsilon_i \times z_i) \quad (3)$$

**Handwritten Document Transcription Network Architecture.** We introduce a modified version of the CRNN architecture of Shi et al. [48], which we call URNN. The convolutional layers take the input of an image and extract features from it. The extracted dense features are then flattened into sequential input, where the length of the sequence equals the width of the input image. Recurrent layers use this sequential input to generate character sequence outputs.

The ability of a CNN to capture high-level features as an invariant image representation has been demonstrated by numerous architectures proposed for various computer vision tasks [35]. However, the invariant features can be a drawback for OCR problems as the model is forced to omit some information. For example, in a CRNN model, the input image is of size  $32 \times 132$ . After 4 layers of convolution with maxpooling using a stride greater than one, the input to the RNN portion of the network would be a sequence of features of length 34. When the width of the image shrinks from 132 to 34, much information is lost. Maintaining as much width-wise information as possible is of particular importance for the transcription of historical documents because there exist subtle, yet significant, marks across multiple characters representing special meaning.

To address this problem, we can take inspiration from methods that require a pixel-level labeling as a final result. Among those methods, U-Net [45] achieves state-of-the-art performance. Although originally designed for biomedical image segmentation, U-Net performs well when classifying handwritten text because it has skip connections that reintroduce lost detail. Therefore our proposed architecture takes the class identifications from U-Net and passes them into a Bidirectional LSTM layer, which then converts the predictions into plaintext output. These modules of the pipeline are shown in the middle panel of Fig. 2, and form the proposed URNN architecture.

All input images need to be re-sized to the same height as the first step. We use a standard U-Net with 4 convolutional layers and 4 up-convolutional layers as a multi-classifier. The output classes of U-Net are set to the number of character classes in the target dataset. Then another convolutional layer is used to transfer U-Net output into dense features of size  $[n, 1, w]$ , where  $w$  is the width of the image and  $n$  can be defined as any number. In this way, every column of pixels in the original image is represented by an  $n$ -dimensional feature vector. We then pass this sequential feature map into a 2-layer Bidirectional LSTM network to extract text. The URNN network can be trained with or without the psychophysical loss function. The output texts from the LSTM layers tend to contain errors (see Table 1). To address this,

we add a language model with an encoder-decoder structure as a post correction module in the pipeline.

**Language Model for Text Correction.** Although the raw prediction coming out of the recurrent model already achieves a low character error rate, it can be further improved from the perspective of natural language processing. If we consider the problem as spelling correction, then the input to a language model is a sequence of characters containing errors, and the output is ideally a sequence of characters consisting of correctly spelled words. As an aid to the OCR pipeline, a sequence to sequence model is used to solve the problem. We made use of the model described by Luong et al. [38], which is a simple encoder-decoder architecture with a general attention mechanism. To train a robust language model that can capture the synthetic meaning of words, it is necessary to use a large corpus rather than just the corpus of target handwritten documents. Thus we use a data augmentation strategy for pre-training the language model, which is then integrated into the transcription pipeline in order to fine-tune it to learn the typical error patterns associated with the URNN network.

*Language Model Design.* The granularity of the language model is at the character level because the input contains errors such as splitting one word into multiple words (e.g., ‘superimposition’ predicted as ‘superimpos fion’) or connecting multiple words into one (e.g., ‘the original’ predicted as ‘theoriginal’), as shown in Table 1. A word level language model cannot correct such errors. With this constraint, an embedding layer will learn the embeddings for every character defined in the character set, and it is shared by the encoder and decoder. In this paper, we use a stack of 4-layer recurrent networks with LSTM memory units.

*Pre-training Strategy.* Assume the input character sequence to a language model is  $X = [x_1, x_2, \dots, x_m]$ ,  $x_i \in C$  where  $C$  is the valid character set, and the output sequence  $Y$  is an empty sequence at the beginning of pre-training. We iterate through all the positions (1 to  $m$ ) of the input sequence and generate the output sequence along the way. At the  $i$ -th position of the input sequence, it is decided whether that character ( $x_i$ ) will be modified by generating a random number and comparing it with a pre-defined threshold  $T$ . According to Zipf’s law [60], given any natural language corpus, there is a long tail of less frequent words in the vocabulary. For example, in the English language corpus we collected, more than 80% of the words in the vocabulary appeared fewer than 7 times, while the most frequent words occurred hundreds, and sometimes even thousands, of times. Therefore we intentionally assign a higher probability to the  $i$ -th position to introduce spelling errors when  $x_i$  belongs to a less frequent word. In this way, we force the language model to learn low-frequency words.

We augmented the input sequences by introducing four types of errors that cover most of the errors observed in the



URNN predictions. If a modify decision is made at the  $i$ -th position, then one of the following operations is randomly selected to generate the output character(s). (1) Randomly choose a character  $c$  from  $C$ . Append  $x_i$  to the output sequence  $Y$ , and then append  $c$  to  $Y$ . (2) Randomly choose a character  $c$  from  $C$ . Append  $c$  to the output sequence  $Y$ . (3) Append  $x_i$  twice to the output sequence  $Y$ . (4) Skip the  $i$ -th position and continue on to the next one.

After iterating through all characters in the input sequence  $X$ , an output sequence containing spelling errors  $Y = [y_1, y_2, \dots, y_n]$  is created. Note that the sequence lengths  $m$  and  $n$  can be different. For every epoch during pre-training, we regenerate misspelled text lines using the above strategy for every input sequence.

*Fine-tuning with URNN Training.* The language model gains a measure of understanding of the relationship between characters and words through pre-training. To force it to focus on the patterns of errors from the URNN, we attach it to the end of the URNN and feed it with the URNN output for fine-tuning. During fine-tuning, the embedding layer of the language model is fixed, and it only accepts input strings that have a character error rate (CER) less than a certain value  $E$ . This is because during the initial epochs of training, the prediction of the URNN model can consist of random characters. Training a pre-trained model with low-quality inputs will adversely affect the optimization, thus we avoid them. Based on empirical observation, we set  $E$  to 0.45 because text lines with a CER around 0.45 start to exhibit semantic meaning for our English and Latin datasets.

## 4. Experiments

Here we consider three standard databases: IAM [39] for English, RIMES [8] for French, and St. Gall [26] for Medieval Latin. We also created a new set of open access Latin language documents with an evaluation protocol that is more representative of the transcription task of interest to researchers in the humanities. To annotate these datasets, we assembled a team of eleven expert scholars from different academic disciplines, including eight Latinists.

With respect to the modern language data used for baseline analysis, the IAM database contains 13,353 images of handwritten lines of text created by 657 writers. The texts those writers transcribed are from the Lancaster-Oslo/Bergen Corpus of British English [36]. The dataset has been split into one training set (6,161 lines), two validation sets ( $\sim 900$  lines each), and one test set (1,861 lines). We used the second validation set as an additional test set, which increases the dataset’s difficulty. We collected psychophysical annotations for  $\sim 21\%$  of the training set (1,291 lines). This data was collected from four annotators, all of whom are fluent English readers. The RIMES database consists of images of lines of text from letters composed by volunteers. It contains more than 1,300 individ-

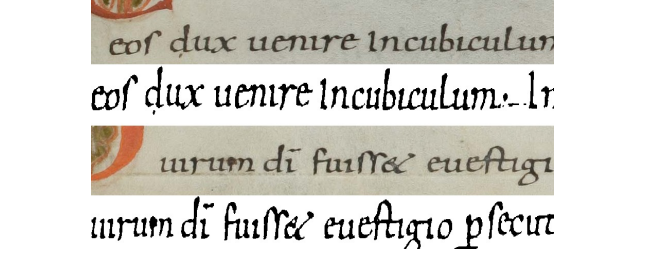


Figure 4. An example of two lines from the St. Gall database [26]. The color document scans are the original images, and the binarized images are the manually pre-processed versions intended for evaluation. Our work is focused on automatic transcription, thus we used metadata from the original dataset to segment the lines from the original color images for our Latin experiments.

ual writers and 12,723 pages of text. Experiments for this dataset are included in Sec. 2 of the Supp. Mat.

With respect to the challenging historical documents, the St. Gall database is a collection of handwritten Latin from the 9th century in the Carolingian minuscule script. It consists of documents from the Abbey Library of St. Gall. The dataset was collected for the purpose of automated text registration (*i.e.*, aligning a human-generated text with a scanned document), but we have chosen to use it for text transcription. There are 1,410 images of lines of text in the dataset, which are split into one training set (468 lines), one validation set (235 lines) and one test set (707 lines). Two types of images exist: manually processed images for evaluation that have been corrected for skew, cropped and binarized, and the original color images for reference (Fig. 4). While the binarized images are easier to process, they are unrealistically clean. Moreover, in practice, we do not have the luxury of being able to perform extensive manual pre-processing. Thus we use the original color images for our experiments assessing automatic transcription.

Additionally, we transcribed portions of another Latin manuscript, which is also from the Abbey Library of St. Gall [1]. This was done to provide ground-truth with better fidelity than what is available in the original St. Gall dataset. The original ground-truth corrected spelling, expanded abbreviations, and recombined line breaks. Our dataset was transcribed specifically for the purpose of performing OCR on Latin manuscripts, and therefore contains literal transcriptions, even going as far as preserving special characters. This dataset adds an additional 505 lines (ten pages) to the Latin training set, 31 lines (one page) to the validation set, and 16 lines (one page) to the test set. Annotations (transcriptions and psychophysical annotations) were collected from the eight expert Latinists. It took one year to annotate this set, which highlights the difficulty of collecting training data when specialist knowledge is required.

**Measurable Effects of the Psychophysical Loss and Language Model.** Our first experiment was designed to verify the effect of incorporating psychophysical measure-

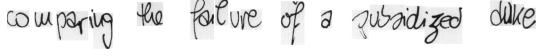

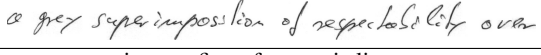

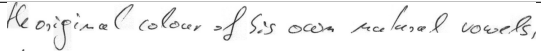

Input		
URNN	comporing the farlure of a qubsidized dukle	domins ad memoriem illius dedarauit
LM	composing the failure of a subsidized duke	dominus ad memoriam illius dedaravit
GT	comparing the failure of a subsidized duke	dominus ad memoriam illius declaravit
Input		
URNN	a grey superimpos sion of seseptsia lity over	et missis post virum dei legatis eium ad venire devuote rogaret
LM	a grey superimposition of sessentiality over	et missis post virum dei legatis eius advenire devote rogaret
GT	a grey superimposition of respectability over	et missis post virum dei legatis eum advenire devote rogaret
Input		
URNN	theoriginal colocer of Sis ocern nalasal vowels ,	largiatuor nossimilitudehnem auri faciemus non habemus aurum
LM	the original coloner of his ocern natural vowels ,	largiatur nos similitudinem auri faciemus non habemus aurum
GT	the original colour of his own natural vowels ,	largiatur nos similitudinem auri faciemus non habemus aurum

Table 1. Sample outputs for handwritten English and Latin lines. The ‘Input’ rows show the original images provided to the transcription pipeline. The ‘URNN’ rows are the predictions from just the URNN stages. The ‘LM’ rows show the corrected texts after processing by the language model stage. The ‘GT’ rows show the ground-truth texts. Additional transcriptions can be found in Sec. 4 of the Supp. Mat.

	CRNN [48]			URNN (ours)		
	val1	val2	test	val1	val2	test
CER (% Improvement)	3.06	5.29	4.19	5.65	8.27	4.74
WER (% Improvement)	2.83	3.73	3.76	3.65	6.46	3.47

Table 2. The mean percentage of improvement in CER and WER when incorporating the psychophysical loss function described in Sec. 3 into the training objective of CRNN and our proposed URNN architecture. These results are for three portions of the IAM dataset [39]. Infusing some notion of training sample difficulty into the learning process improves performance in all cases.

ments into neural network training. Using the IAM dataset, we trained three models each for CRNN and URNN, both with and without using the psychophysical loss function. We used an input image height of 64 pixels, recurrent layer lengths of 1024 and 512 for the CRNN and URNN respectively, and a batch size of 4. When the psychophysical loss function was used, 21% of the training samples had associated penalties  $z_i > 0$ . The learning rate was set to 0.01, and Zeiler’s Adadelata optimizer [59] and the grid warp data augmentation technique [55] were used for training. All models were trained until 80 epochs passed without increasing validation accuracy. A reliable improvement was observed when using the new loss function for both networks. Table 2 shows the mean percentage improvement in CER and Word Error Rate (WER) that was achieved on each dataset partition. Accuracy statistics for the models trained with psychophysical loss can be found in Table 4, and results for training with different proportions of psychophysical annotations are in Sec. 3 of the Supp. Mat. In terms of the practical impact of this loss function, an average of 598 character errors and 295 word errors were eliminated when using URNN across the unseen second validation set and test set.

The second experiment was designed to verify the effect of incorporating the language model stage into the transcription pipeline. We pre-trained the language model us-

ing the texts in the IAM database along with 110,000 additional lines of text extracted from Project Gutenberg [4], the Brown Corpus [29], and English News [22]. The embedding layer contains 512 units and both the Encoder and Decoder have 4 layers of 512 LSTM units. We trained three models each for CRNN and URNN under the same conditions as the previous experiment, and report mean percentage improvement in CER and WER in Table 3. For both CRNN and URNN, between 20% and 28% improvement in WER is achieved compared to the original model. For the test set, it corrected 1,240 words for CRNN and 841 words for URNN, both trained with the psychophysical loss. Such improvement in the quality of transcription outputs can significantly help readers, as the samples in Table 1 highlight. However, there is a small decrease in CER, which is due to some aggressive over-correction by the language model. For example, the expansion of a misspelled word into a longer, yet still incorrect, word will increase the CER. However, in light of the benefits achieved at the word level, this does not place a significant burden on the reader.

**Comparison of Algorithms Across Datasets.** Off-the-shelf tools have serious problems when applied to the task of handwritten document transcription. In some cases, this is because they have been designed for operation over modern print text. In other cases, the assumptions that underpin the image processing and computer vision elements of the software are specific to a particular type of text, and do not generalize to other data domains [53]. Further, all of the tools we tried required extensive hand-tuning with respect to image pre-processing and free parameters of the algorithms. At the time of this writing, a truly “plug-and-play” solution for handwritten document transcription does not exist as a software package.

We performed a comparison between CRNN, URNN, Ocular [10], OCRopus [15], and Tesseract [50] on the IAM

	CRNN [48] w/ Language Model Correction						URNN (ours) w/ Language Model Correction					
	w/o Psych. Loss			w/ Psych. Loss			w/o Psych. Loss			w/ Psych. Loss		
	val1	val2	test	val1	val2	test	val1	val2	test	val1	val2	test
CER (% Improvement )	-0.67	-0.93	-1.45	-1.02	-0.20	-1.87	-6.92	-7.36	-7.10	-4.47	-4.77	-4.95
WER(% Improvement )	27.99	24.32	24.38	27.21	24.38	23.72	22.98	22.11	21.71	27.31	25.44	23.68

Table 3. The mean percentage improvement in CER and WER after adding language model correction to CRNN and URNN, trained with and without the psychophysical loss function. These results are for the IAM dataset [39]. A large degree of improvement in WER is achieved in all cases, while CER is mildly impacted in a negative way. This is due to the occasional over-correction at the character level.

	Ocular [10]		OCRopus [15]		Tesseract [50]		CRNN [48] (& LM)		URNN (ours) (& LM)	
	CER	WER	CER	WER	CER	WER	CER	WER	CER	WER
IAM [39]	92.83	122	33	43.1	55.71	96.10	9.7 (9.9)	30.8 (23.49)	<b>7.8</b> (7.86)	24.7 ( <b>18.71</b> )
St. Gall [26]	90.2	143.8	71	102.4	39.71	94.74	9.1 (9.42)	35.7 (28.04)	<b>8.7</b> (9.09)	30.0 ( <b>26.04</b> )
All Latin	90.9	138.2	62.9	94.2	51.69	124.09	12.4 (12.87)	44.0 (37.4)	<b>10.4</b> (10.63)	34.7 ( <b>30.51</b> )

Table 4. A comparison of algorithms across datasets. The row labeled ‘All Latin’ combines our dataset with St. Gall. Results in this table are reported as CER (%) or WER (%). WER can be greater than 100% if the number of errors is greater than the total number of words (*i.e.*, words are incorrectly split). Baseline CRNN and URNN results for IAM and All Latin samples are with the psychophysical loss; results for the St. Gall dataset are without it. All Latin psychophysical annotations were collected on our own dataset as described above.

and Latin manuscript datasets. Tesseract is the most common choice for an OCR engine for general purpose transcription tasks. For our experiments, we used the best quality pre-trained models from the tessdata.best repository [5] for English, French, and Latin. Ocular is a probabilistic generative model designed to solve the historical document transcription task in an unsupervised manner. For Ocular, the original partitions for training, validation and testing were used for the IAM and RIMES datasets. In the case of St. Gall, 1/3 of the images were used for training Ocular and rest were used for testing. OCRopus is an integrated framework for OCR designed to digitize scanned images of books. The project started with Tesseract as its back-end OCR engine, but later changed to incorporate a neural network model. To train OCRopus, we follow the same data breakdown as was used with Ocular. Table 4 reports CER and WER for all configurations tested. On average, Tesseract outperforms the other two off-the-shelf baseline methods. However, there is still a tremendous performance gap between the baseline methods and our proposed framework. The URNN trained with the psychophysical loss function is the best approach overall.

Given the available Latin data, we provide baseline CRNN and URNN results without the psychophysical loss function for St. Gall, and with it for the combined set of all Latin data. We performed these experiments in a manner similar to those with IAM, except that we reduced the input image height to 32, reduced the number of recurrent layers to 512 for both networks, and increased the stopping point to 300 epochs without an improvement over the validation set. Beyond the texts provided by the datasets, the language model pre-trained for Latin incorporates extra Latin texts from the Perseus Digital Library [3], The Latin Library [2], and the Tesseare Project [6] (110,000 lines in total). The units in the embedding layer increase from 512 to 1024 as

the Latin language has more morphological changes than English. Example Latin transcriptions are in Table 1.

## 5. Discussion

The motivation for this work has been the general need for a useful handwritten document transcription tool for the user who is not familiar with computer vision, but may be an expert in another field looking at challenging or unusual images. What did we do better than previous approaches to get closer to fulfilling this need? First, we demonstrated that by modeling the expert reader through the use of visual psychophysics, we were able to make the training regime of the character recognition network more consistent with reader behavior. This improved the accuracy of the transcriptions in operation. Second, we integrated a more accurate segmentation network into the process, thus better capturing the fine structure of certain characters — again improving transcription accuracy. And third, we added NLP functionality to the transcription pipeline that takes into account limitations of available training data for certain languages.

Even with these advances, there is still a ways to go in the development of an off-the-shelf tool like Tesseract for this problem. Subtle shifts in orthographic conventions within a language create ambiguity for current segmentation models. An alternative approach is to make pixel-level annotations available at training time, similar to segmentation in medical imaging applications [34]. This might provide more information from which to disambiguate characters. There is also a need to handle the abbreviations that are common in Latin manuscripts — paleographers expand these to the original word when producing transcriptions. For example, in Fig. 1, the abbreviation *dnt.* should be expanded to the word *dicunt*. A language model that can do this automatically is needed. Once the transcription process is reliable, the overall pipeline can integrate machine translation



to make texts accessible to a broad audience. And a step beyond translation is *Distant Reading* [40], where statistical methods are deployed to identify sweeping patterns across large collections of texts. Quite to the contrary of common belief, there is still significant and challenging work to be done on handwritten documents.

## References

- [1] St. Gallen, Stiftsbibliothek, Cod. Sang. 159: Hieronymus, epistolae; Origenes, sermones; Cassiodorus, de anima. <https://www.e-codices.unifr.ch/en/list/one/csg/0159>.
- [2] The latin library, 2019. <https://www.thelatinlibrary.com/medieval.html>.
- [3] Perseus digital library. ed. gregory r. crane. tufts university, 2019. <http://www.perseus.tufts.edu>.
- [4] Project Gutenberg, 2019. <https://www.gutenberg.org>.
- [5] Tesseract tessdata\_best – best (most accurate) trained models, 2019. [https://github.com/tesseract-ocr/tessdata\\_best](https://github.com/tesseract-ocr/tessdata_best).
- [6] Tesseract project, 2019. [https://github.com/tesseract/tesseract/tree/score\\_test/texts/1a](https://github.com/tesseract/tesseract/tree/score_test/texts/1a).
- [7] A. Abbott. The ‘time machine’ reconstructing ancient Venice’s social networks. *Nature News*, 546(7658):341, 2017.
- [8] E. Augustin, M. Carré, E. Grosicki, J.-M. Brodin, E. Geoffrois, and F. Prêteux. RIMES evaluation campaign for handwritten mail processing. In *International Workshop on Frontiers in Handwriting Recognition (IWFHR)*, 2006.
- [9] T. Berg-Kirkpatrick. Ocular, 2017. <https://github.com/tberg12/ocular>.
- [10] T. Berg-Kirkpatrick, G. Durrett, and D. Klein. Unsupervised transcription of historical documents. In *ACL*, 2013.
- [11] T. Berg-Kirkpatrick and D. Klein. Improved typesetting models for historical ocr. In *ACL*, 2014.
- [12] C. W. Blackwell and D. N. Smith. The homer multitext and rdf-based integration. In *Papers of the Institute for the Study of the Ancient World (ISAW)*, 2014.
- [13] T. Bluche, H. Ney, and C. Kermorvant. A comparison of sequence-trained deep neural networks and recurrent neural networks optical modeling for handwriting recognition. In *International Conference on Statistical Language and Speech Processing*, 2014.
- [14] F. Boschetti, M. Romanello, A. Babeu, D. Bamman, and G. Crane. Improving OCR accuracy for classical critical editions. In *International Conference on Theory and Practice of Digital Libraries*, 2009.
- [15] T. M. Breuel. The OCRopus open source OCR system. In *Document Recognition and Retrieval XV*, 2008.
- [16] M. S. Brown and W. B. Seales. Image restoration of arbitrarily warped documents. *IEEE T-PAMI*, 26(10):1295–1306, 2004.
- [17] M. S. Brown, M. Sun, R. Yang, L. Yun, and W. B. Seales. Restoring 2d content from distorted documents. *IEEE T-PAMI*, 29(11):1904–1916, 2007.
- [18] J. Chan, C. Zifci, and D. Forsyth. Searching off-line Arabic documents. In *IEEE CVPR*, 2006.
- [19] G. Crane, B. Almas, A. Babeu, L. Cerrato, M. Harrington, D. Bamman, and H. Diakoff. Student researchers, citizen scholars and the trillion word library. In *Proceedings of the 12th ACM/IEEE-CS Joint Conference on Digital libraries*, 2012.
- [20] P. Doetsch, M. Kozielski, and H. Ney. Fast and robust training of recurrent neural networks for offline handwriting recognition. In *14th International Conference on Frontiers in Handwriting Recognition*, 2014.
- [21] S. Eberhardt, J. G. Cader, and T. Serre. How deep is the feature analysis underlying rapid visual categorization? In *Advances in Neural Information Processing Systems*, 2016.
- [22] T. Eckart and U. Quasthoff. Statistical corpus and language comparison on comparable corpora. In *Building and using comparable corpora*, pages 151–165. Springer, 2013.
- [23] J. Edwards and D. Forsyth. Searching for character models. In *Advances in Neural Information Processing Systems*, 2006.
- [24] J. Edwards, Y. W. Teh, R. Bock, M. Maire, G. Vesom, and D. A. Forsyth. Making Latin manuscripts searchable using ghmm’s. In *Advances in Neural Information Processing Systems*, 2005.
- [25] D. Firmani, M. Maiorino, P. Merialdo, and E. Nieddu. Towards knowledge discovery from the Vatican Secret Archives. In *Codice Ratio – episode 1: Machine transcription of the manuscripts*. In *ACM KDD*, 2018.
- [26] A. Fischer, V. Frinken, A. Fornés, and H. Bunke. Transcription alignment of latin manuscripts using hidden Markov models. In *Proceedings of the 2011 Workshop on Historical Document Imaging and Processing*, pages 29–36. ACM, 2011.
- [27] A. Fischer, M. Wuthrich, M. Liwicki, V. Frinken, H. Bunke, G. Viehhauser, and M. Stolz. Automatic transcription of handwritten Medieval documents. In *International Conference on Virtual Systems and Multimedia*, 2009.
- [28] R. C. Fong, W. J. Scheirer, and D. D. Cox. Using human brain activity to guide machine learning. *Scientific Reports*, 8(5397), 2018.
- [29] W. N. Francis. A standard corpus of edited present-day american english. *College English*, 26(4):267–273, 1965.
- [30] R. Geirhos, D. H. J. Janssen, H. H. Schütt, J. Rauber, M. Bethge, and F. A. Wichmann. Comparing deep neural networks against humans: object recognition when the signal gets weaker. *arXiv preprint 1706.06969*, 2017.
- [31] H. E. Gerhard, F. A. Wichmann, and M. Bethge. How sensitive is the human visual system to the local statistics of natural images? *PLoS Computational Biology*, 9(1):e1002873, 2013.
- [32] L. Germine, K. Nakayama, B. C. Duchaine, C. F. Chabris, G. Chatterjee, and J. B. Wilmer. Is the web as good as the lab? Comparable performance from web and lab in cognitive/perceptual experiments. *Psychonomic bulletin & review*, 19(5):847–857, 2012.
- [33] A. Graves, S. Fernández, F. Gomez, and J. Schmidhuber. Connectionist temporal classification: labelling unseg-

- mented sequence data with recurrent neural networks. In *ICML*, 2006.
- [34] M. Januszewski, J. Kornfeld, P. H. Li, A. Pope, T. Blakely, L. Lindsey, J. Maitin-Shepard, M. Tyka, W. Denk, and V. Jain. High-precision automated reconstruction of neurons with flood-filling networks. *Nature Methods*, 15(8):605, 2018.
- [35] Y. LeCun, Y. Bengio, and G. Hinton. Deep learning. *Nature*, 521(7553):436, 2015.
- [36] G. Leech, S. Johansson, and K. Hofland. *LOB Corpus: The Lancaster-Oslo/Bergen Corpus of British English, for Use with Digital Computers*. 1978.
- [37] Z. Lu, Z. Wu, and M. S. Brown. Directed assistance for ink-bleed reduction in old documents. In *IEEE CVPR*, 2009.
- [38] M. Luong, H. Pham, and C. D. Manning. Effective approaches to attention-based neural machine translation. In *EMNLP*, 2015.
- [39] U.-V. Marti and H. Bunke. The IAM-database: an english sentence database for offline handwriting recognition. *International Journal on Document Analysis and Recognition*, 5(1):39–46, 2002.
- [40] F. Moretti. *Distant reading*. Verso Books, 2013.
- [41] A. Poznanski and L. Wolf. CNN-N-gram for handwriting word recognition. In *IEEE CVPR*, 2016.
- [42] R. Rajalingham, E. B. Issa, P. Bashivan, K. Kar, K. Schmidt, and J. J. DiCarlo. Large-scale, high-resolution comparison of the core visual object recognition behavior of humans, monkeys, and state-of-the-art deep artificial neural networks. *Journal of Neuroscience*, 38(33):7255–7269, 2018.
- [43] B. RichardWebster, S. E. Anthony, and W. J. Scheirer. Psyphy: A psychophysics driven evaluation framework for visual recognition. *IEEE T-PAMI*, 2019. To Appear.
- [44] B. RichardWebster, S. Y. Kwon, C. Clarizio, S. E. Anthony, and W. J. Scheirer. Visual psychophysics for making face recognition algorithms more explainable. In *ECCV*, 2018.
- [45] O. Ronneberger, P. Fischer, and T. Brox. U-net: Convolutional networks for biomedical image segmentation. In *MICCAI*, 2015.
- [46] J. A. Sanchez, V. Romero, A. H. Toselli, and E. Vidal. ICFHR2016 competition on handwritten text recognition on the read dataset. In *15th International Conference on Frontiers in Handwriting Recognition (ICFHR)*, 2016.
- [47] W. J. Scheirer, S. E. Anthony, K. Nakayama, and D. D. Cox. Perceptual annotation: Measuring human vision to improve computer vision. *IEEE T-PAMI*, 36, August 2014.
- [48] B. Shi, X. Bai, and C. Yao. An end-to-end trainable neural network for image-based sequence recognition and its application to scene text recognition. *IEEE T-PAMI*, 39(11):2298–2304, 2017.
- [49] D. A. Smith and R. Cordell. A research agenda for historical and multilingual optical character recognition. Technical report, Northeastern University, 2018.
- [50] R. Smith. An overview of the Tesseract OCR engine. In *ICDAR*, 2007.
- [51] D. Stutzmann, V. Eglin, N. Vincent, F. Cloppet, and M. Helias-Baron. ICFHR2016 competition on the classification of medieval handwritings in Latin script. In *15th International Conference on Frontiers in Handwriting Recognition (ICFHR)*, 2016.
- [52] D. Stutzmann, C. Kermorvant, E. Vidal, S. Chanda, S. Hamel, J. P. Perez, L. Schomaker, and A. H. Toselli. Handwritten text recognition, keyword indexing, and plain text search in Medieval manuscripts. In *Digital Humanities*, 2018.
- [53] C. Tensmeyer, C. Wigington, B. Davis, S. Stewart, T. Martinez, and W. Barrett. Language model supervision for handwriting recognition model adaptation. In *2018 16th International Conference on Frontiers in Handwriting Recognition (ICFHR)*, pages 133–138. IEEE, 2018.
- [54] M. Terras. Digitization and digital resources in the humanities. In J. N. Claire Warwick, Melissa Terras, editor, *Digital Humanities in Practice*, chapter 3, pages 47–70. Facet Publishing, 2012.
- [55] C. Wigington, S. Stewart, B. Davis, B. Barrett, B. Price, and S. Cohen. Data augmentation for recognition of handwritten words and lines using a cnn-lstm network. In *ICDAR*, 2017.
- [56] C. Wigington, C. Tensmeyer, B. Davis, W. Barrett, B. Price, and S. Cohen. Start, follow, read: End-to-end full-page handwriting recognition. In *ECCV*, 2018.
- [57] L. Wolf, L. Potikha, N. Dershowitz, R. Shweka, and Y. Choueka. Computerized paleography: tools for historical manuscripts. In *IEEE ICIP*, 2011.
- [58] M. Wüthrich, M. Liwicki, A. Fischer, E. Indermühle, H. Bunke, G. Viehhauser, and M. Stolz. Language model integration for the recognition of handwritten Medieval documents. In *ICDAR*, 2009.
- [59] M. D. Zeiler. Adadelata: an adaptive learning rate method. *arXiv preprint arXiv:1212.5701*, 2012.
- [60] G. K. Zipf. *Selected studies of the principle of relative frequency in language*. Harvard University Press, 1932.