

# Eigenvalue distribution of nonlinear models of random matrices

L. Benigni

*LPSM, Université Paris Diderot  
lbenigni@lpsm.paris*

S. Péché\*

*LPSM, Université Paris Diderot  
peche@lpsm.paris*

## Abstract

This paper is concerned with the asymptotic empirical eigenvalue distribution of a non linear random matrix ensemble. More precisely we consider  $M = \frac{1}{m}YY^*$  with  $Y = f(WX)$  where  $W$  and  $X$  are random rectangular matrices with i.i.d. centered entries. The function  $f$  is applied pointwise and can be seen as an activation function in (random) neural networks. We compute the asymptotic empirical distribution of this ensemble in the case where  $W$  and  $X$  have sub-Gaussian tails and  $f$  is real analytic. This extends a result of [PW17] where the case of Gaussian matrices  $W$  and  $X$  is considered. We also investigate the same questions in the multi-layer case, regarding neural network applications.

## 1. Introduction

Deep learning has shined through a large list of succesful applications over the past five years or so (see for instance applications in image or speech recognition [KSH12, HDY<sup>+</sup>12] or translation [WSC<sup>+</sup>16]). The interested reader can go to [Sch15] for an overview of the subject. However, the theoretical and mathematical understanding of deep learning has had a slow progress. The main difficulty comes from the complexity of studying highly non-convex functions of a very large number of parameters [CHM<sup>+</sup>15, PB17]. Thus, a possible idea to understand better such large complex systems is to approximate the elements of the system by random variables as it is done in statistical physics and thermodynamics. Indeed, even Wigner's original idea of introducing random symmetric or Hermitian matrices was to understand the energy levels of large nuclei whose study was too complicated.

In [GSB16] for instance, neural networks with random Gaussian weights have been studied for practical interest while eigenvalues of non-Hermitian matrices were used to understand neural networks in [RA06]. Random matrix theory was also used in [ZMW12] to study echo state networks used to model nonlinear dynamical systems. In [BGC16, CBG16], a random matrix approach has been used to do a theoretical study of spectral clustering by looking at the Gram matrix  $WW^*$  where the columns of  $W$  are given by random vectors. They compute the asymptotic deterministic empirical distribution of this matrix which allows the analysis of the spectral clustering algorithm in large dimensions.

For random neural networks, there are two distinct parts of the system that are large, the number of samples  $m$  and the number of parameters  $n$ . We then need to consider rectangular matrices of size  $n \times m$ . Random matrix theory usually applies to large matrices where the number of samples and that of parameters grow in the same way: one considers the regime where  $n/m$  goes to some constant  $\phi$ . The study of random matrix models for random neural networks was done in [LLC18, PW17], it

---

\*S.P. is supported by the Institut Universitaire de France.

consists of nonlinear random matrix models of the form

$$M = \frac{1}{m} Y Y^* \in \mathbb{R}^{n_1 \times n_1} \quad \text{with} \quad Y_{ij} = f \left( \frac{1}{\sqrt{n_0}} (W X)_{ij} \right) \quad \text{for} \quad 1 \leq i \leq n_1, \quad 1 \leq j \leq m$$

where  $f$  is a nonlinear activation function,  $W$  is the  $n_1 \times n_0$  matrix corresponding to the weights and  $X$  the  $n_0 \times m$  matrix of the data. While such nonlinear matrix models appear in the study of neural networks, other nonlinear models where a function is applied pointwise such as kernel matrices were studied before [EK10].

There are several possibilities to incorporate randomness in this model. In [LLC18], the authors consider random weights with *deterministic data*. The weights are given by functional of Gaussian and they study eigenvalues through concentration inequalities for finite  $n_0$ ,  $n_1$  and  $m$  and the function  $f$  is Lipschitz continuous. We give the limiting asymptotic empirical eigenvalue distribution in terms of Stieltjes transform as the following theorem

**Theorem 1.1** ([LLC18]). *The empirical eigenvalue distribution  $\mu_m = \frac{1}{m} \sum_{i=1}^m \delta_{\lambda_i}$  (with  $(\lambda_1, \dots, \lambda_m)$  the eigenvalues of  $M$ ) has the same weak limit as  $\bar{\mu}$  defined through its Stieltjes transform by*

$$m_{\bar{\mu}}(z) = \frac{1}{m} \text{Tr} \left( \frac{n_1}{m} \frac{\bar{M}}{1 + s(z)} - z I_m \right)^{-1} \quad \text{with} \quad \bar{M} = \mathbb{E}[M]$$

and  $s(z)$  is the solution such that  $\text{Im } s(z) > 0$  of

$$s(z) = \frac{1}{m} \text{Tr} \left( \bar{M} \left( \frac{n_1}{m} \frac{\bar{M}}{1 + s(z)} - z I_m \right)^{-1} \right)$$

Note that the dependence in  $f$  comes from the deterministic matrix  $\bar{M}$ . This type of eigenvalue distribution is not new to random matrix theory as it corresponds to sample covariance matrix with general population of type  $T X X^* T^*$  with  $T$  a deterministic matrix such that  $T T^* = \bar{M}$  [SB95]. Thus the nonlinearity coming from applying the function  $f$  entrywise is not clearly seen in the eigenvalue distribution. The main difference with general sample covariance matrices is the non universality of the eigenvalue distribution. Indeed, the deterministic matrix  $\bar{M}$  depend on the distribution of  $W$ , beyond its first two moments. In [LLC18], a discussion is made on the effect of the fourth moments of the distribution for the efficiency of the neural networks.

On the other side, in [PW17], the randomness comes from both the matrices  $W$  and  $X$  as they are chosen to be independent random matrices with Gaussian entries. Interestingly, they obtain the asymptotic eigenvalue spectral distribution via a self-consistent equation for the Stieltjes transform of degree 4. This equation corresponds to a quartic equation. In some special cases of the parameters, one recovers the recursion for the Marčenko-Pastur with parameter  $\phi/\psi$ :

$$z m(z)^2 + \left( \left( 1 - \frac{\psi}{\phi} \right) z - 1 \right) m(z) + \frac{\psi}{\phi} = 0.$$

This eigenvalue distribution is that of Wishart matrices. Thus, there exists a class of functions such that the nonlinear matrix model is simply given by a linear model with only one degree of randomness. It was then conjectured in [PW17] that choosing such an activation function could speed up training through the network. For some other sets of parameters, the equation becomes cubic. This cubic equation corresponds to the product Wishart matrix, that is the same as when  $f$  is linear : the resulting matrix is simply  $Z Z^*$  with  $Z = W X$ . The eigenvalue distribution of such matrices has been computed in [DC14]. However in all generality, a new type of a new type of limiting eigenvalue

distribution is defined in [PW17], through a fixed point equation of order 4 for its Stieltjes transform. This equation was also applied in [PW17] to facilitate the choice of activation function, a problem which has a crucial impact on the training procedure. In [HDR19], the choice of function was studied for random neural networks after going through a large number of layers.

For a linear function  $f$ , the multiple layer case consists in a large product of random matrices. The correlation kernels and local statistics of such matrix models were considered in [KZ14, CKW15] for complex Gaussian entries. Recently, in [HN18], a model of products of random matrices where the size of the matrices and the number of terms in the product goes to infinity was studied to obtain quantitative result on neural networks with linear activation functions.

The aim of this paper is to study the asymptotic empirical eigenvalue distribution of such non-linear functionals of random matrices  $f(WX)$  where  $f$  is applied entrywise and to extend the result established by [PW17] to non Gaussian matrices. Such a study is also of interest in random matrix theory itself as it introduces a new class of ensembles of random matrices as well as a new class for universality. For practical purpose, we also investigate the multilayer case  $Y^{(\ell)} = f(W^{(\ell-1)}Y^{(\ell-1)})$  for  $\ell = 1 \dots L$  with  $L$  fixed and study again the asymptotic empirical eigenvalue distribution for a class of activation function.

## 2. The model

Consider a random matrix  $X \in \mathbb{R}^{n_0 \times m}$  with *i.i.d* elements with distribution  $\nu_1$ . Let also  $W \in \mathbb{R}^{n_1 \times n_0}$  be a random matrix with *i.i.d* entris with distribution  $\nu_2$ .  $W$  is called the weight matrix. Both distribution are centered and we denote the variance of each distribution by

$$\mathbb{E} [X_{ij}^2] = \sigma_x^2 \quad \text{and} \quad \mathbb{E} [W_{ij}^2] = \sigma_w^2. \quad (2.1)$$

We also need the following assumption on the tail of  $W$  and  $X$ : there exist constants  $\vartheta_w, \vartheta_x > 0$  and  $\alpha > 1$  such that for any  $t > 0$  we have

$$\mathbb{P} (|W_{11}| > t) \leq e^{-\vartheta_w t^\alpha} \quad \text{and} \quad \mathbb{P} (|X_{11}| > t) \leq e^{-\vartheta_x t^\alpha}. \quad (2.2)$$

Note that in light of the central limit theorem it gives us that there exists a constant  $C > 0$  such that

$$\mathbb{P} \left( \left| \frac{1}{\sqrt{n_0}} \sum_{k=1}^{n_0} W_{1k} X_{k1} \right| > t \right) \leq C e^{-t^2/2}. \quad (2.3)$$

We now consider a smooth function  $f : \mathbb{R} \rightarrow \mathbb{R}$  with zero Gaussian mean in the sense that

$$\int f(\sigma_w \sigma_x x) \frac{e^{-x^2/2}}{\sqrt{2\pi}} dx = 0. \quad (2.4)$$

As an additional assumption, we also suppose that there exists positive constants  $C_f$  and  $c_f$  and  $A_0 > 0$  such that for any  $A \geq A_0$  and any  $n \in \mathbb{N}$  we have,

$$\sup_{x \in [-A, A]} |f^{(n)}(x)| \leq C_f A^{c_f n}. \quad (2.5)$$

We consider the following random matrix,

$$M = \frac{1}{m} Y Y^* \in \mathbb{R}^{n_1 \times n_1} \quad \text{with} \quad Y = f \left( \frac{W X}{\sqrt{n_0}} \right) \quad (2.6)$$

where  $f$  is applied entrywise. We suppose that the dimensions of both the columns and the rows of each matrix grow together in the following sense: there exist positive constants  $\phi$  and  $\psi$  such that

$$\frac{n_0}{m} \xrightarrow{m \rightarrow \infty} \phi, \quad \frac{n_0}{n_1} \xrightarrow{m \rightarrow \infty} \psi$$

Now we can give the limiting empirical eigenvalue distribution of the matrix  $M$ . It consists in a deterministic compactly supported measure. Denote by  $(\lambda_1, \dots, \lambda_{n_1})$  the eigenvalues of  $M$  given by (2.6) and

$$\mu_{n_1} = \frac{1}{n_1} \sum_{i=1}^{n_1} \delta_{\lambda_i} \quad (2.7)$$

its empirical eigenvalue distribution

**Theorem 2.1.** *There exists a deterministic compactly supported measure  $\mu$  such that we have*

$$\mu_{n_1}^{(f)} \xrightarrow{n_1 \rightarrow \infty} \mu \quad \text{weakly almost surely.}$$

The moments of the asymptotic empirical eigenvalue distribution depend on the two following parameters of the function  $f$ : we set

$$\theta_1(f) = \int f^2(\sigma_w \sigma_x x) \frac{e^{-x^2/2}}{\sqrt{2\pi}} dx \quad \text{and} \quad \theta_2(f) = \left( \sigma_w \sigma_x \int f'(\sigma_w \sigma_x x) \frac{e^{-x^2/2}}{\sqrt{2\pi}} dx \right)^2. \quad (2.8)$$

**Theorem 2.2.** *The measure  $\mu$  is characterized through a self-consistent equation for its Stieljes transform  $G$  defined for  $z \in \mathbb{C} \setminus \mathbb{R}$  by*

$$G(z) := \int \frac{d\mu(x)}{x - z}, \quad \text{denote also} \quad H(z) := \frac{\psi - 1}{\psi} + \frac{z}{\psi} G(z),$$

$$H_\phi(z) := 1 - \phi + \phi H(z) \quad \text{and} \quad H_\psi(z) := 1 - \psi + \psi H(z)$$

We have the following fourth-order self-consistent equation,

$$H(z) = 1 + \frac{H_\phi(z) H_\psi(z) (\theta_1(f) - \theta_2(f))}{\psi z} + \frac{H_\phi(z) H_\psi(z) \theta_2(f)}{\psi z - H_\phi(z) H_\psi(z) \theta_2(f)},$$

with  $\theta_1(f)$  and  $\theta_2(f)$  are defined in (2.8).

**Remark 2.3.** The measure  $\mu$  is characterized by its moments which are given in (3.18) below.

The model given by (2.6) consists in passing the data covariance matrix through one layer of a neural network as we apply the function  $f$  a single time. However, we could reinsert the matrix  $Y$  through the network again and obtain a new covariance matrix. It was conjectured in [PW17] that for activation functions such that  $\theta_2(f) = 0$  the eigenvalue distribution is invariant and we obtain the Marčenko-Pastur distribution at each layer. We give here a positive answer to this conjecture. We denote by  $L$  the number of layers and consider, for  $p \in \llbracket 0, L-1 \rrbracket$  a family of independent matrices  $W^{(p)} \in \mathbb{R}^{n_{p+1} \times n_p}$  where  $(n_p)_p$  is a family of growing sequences of integers such that there exists  $(\phi_p)_p$  and  $(\psi_p)_p$  such that

$$\frac{n_0}{m} \xrightarrow{m \rightarrow \infty} \phi \quad \frac{n_p}{n_{p+1}} \xrightarrow{m \rightarrow \infty} \psi_p.$$

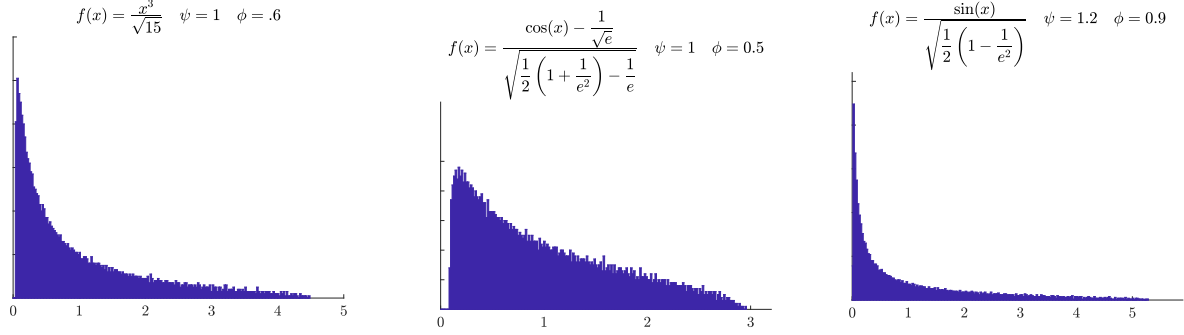


Figure 1: Examples of eigenvalue distribution for different activation function and parameters for Gaussian random variables. Note that the activation functions are centered and normalized so that  $\theta_1(f) = 1$ . In the second figure, we have  $\theta_2(f) = 0$  and the asymptotic empirical eigenvalue distribution is given by the Marčenko-Pastur distribution of shape parameter  $\phi/\psi$ .

We suppose that all matrix entries  $(W_{ij}^{(p)})_{ij}$  are *i.i.d* with variance  $\sigma_w^2$ . Consider also  $X \in \mathbb{R}^{n_0 \times m}$  with *i.i.d* entries of variance  $\sigma_x^2$  and define the sequence of random matrices

$$Y^{(p+1)} = f\left(\frac{\sigma_x}{\sqrt{\theta_1(f)}} \frac{W^{(p)} Y^{(p)}}{\sqrt{n_p}}\right) \in \mathbb{R}^{n_{p+1} \times m} \quad \text{with} \quad Y^{(0)} = X. \quad (2.9)$$

The normalization is there in order to keep the same variance for  $Y$  entries along every layer. This normalization is also crucial for training speed [IS15]. Indeed, we need to use the fact that  $f$  is centered with respect to the Gaussian distribution with the variance given by  $\sigma_w^2 \sigma_x^2$ . Now, one can define

$$M^{(L)} = \frac{1}{m} Y^{(L)} Y^{(L)*} \quad \text{and} \quad \mu_{n_L}^{(L)} = \frac{1}{n_L} \sum_{i=1}^{n_L} \delta_{\lambda_i^{(L)}}$$

where  $(\lambda_k^{(L)})$  are the eigenvalues of  $M^{(L)}$ . We then have the following theorem under the additional assumption that the function  $f$  is bounded.

**Theorem 2.4.** *Suppose that  $f$  is a bounded analytic function such that (2.4) and (2.5) hold and  $\theta_2(f) = 0$ , then the asymptotic eigenvalue distribution of  $\mu_{n_L}^{(L)}$  is given almost surely by the Marčenko-Pastur distribution of shape parameter  $\frac{\phi}{\psi_0 \psi_1 \dots \psi_{L-1}}$ .*

The next section is dedicated to proving Theorem 2.1 for polynomials using the moment method. We first consider the case where  $f$  is a polynomial in order to compute the moments and generalize to other functions using a polynomial approximation in Section 4. In Section 5 we show that the largest eigenvalue of our model for a single layer sticks to the edge of the support of  $\mu$  by considering high moments of the matrix [FK81, Sos99, Sos02, Péc09]. Finally, in Section 6 we first give a description of the expected moments after two layers for polynomials and then prove Theorem 2.4.

### 3. Moment method when $f$ is a polynomial

The point of this section is to compute the moments of the empirical eigenvalue distribution of the matrix  $M$  when the activation is a polynomial. The following statement gives the expected moment of the distribution in this case using a graph enumeration. We extend the result to other functions  $f$  in Section 4

**Theorem 3.1.** Let  $f = \sum_{k=1}^K \frac{a_k}{k!} (x^k - k!! \mathbb{1}_{k \text{ even}})$  be a polynomial such that (2.4) holds. The degree of  $f$ ,  $K$ , can grow with  $n_1$  but suppose that

$$K = \mathcal{O}\left(\frac{\log n_1}{\log \log n_1}\right). \quad (3.1)$$

Let  $\mu_{n_1}^{(f)}$  be defined in (2.7) and its expected moments

$$\overline{m}_q := \mathbb{E} \left[ \langle \mu_{n_1}^{(f)}, x^q \rangle \right] = \mathbb{E} \left[ \frac{1}{n_1} \sum_{i=1}^{n_1} \lambda_i^q \right].$$

We then have the following asymptotics

$$\overline{m}_q = \sum_{I_i, I_j=0}^q \sum_{b=0}^{I_i+I_j+1} \mathcal{A}(q, I_i, I_j, b) \theta_1(f)^b \theta_2(f)^{q-b} \psi^{I_i+1-q} \phi^{I_j} (1 + o(1)). \quad (3.2)$$

where  $\mathcal{A}(q, I_i, I_j, b)$  denotes the number of admissible graphs with  $2q$  edges,  $I_i$   $i$ -identifications,  $I_j$   $j$ -identifications and  $b$  cycles of size 2 (see Definition 3.2 below) and  $\theta_1$  and  $\theta_2$  are defined in (2.8).

Note that in this theorem we allow the degree  $K$  of the polynomial to grow with  $n$  as in (3.1) but the theorem holds true for any fixed integer  $q$  (independent of  $n$ ). It is possible that we can get a stronger assumption than (3.1) in the sense that  $K$  could grow faster with  $n_1$ . However, this bound is enough for the polynomial approximation we will need later. Note that we will use a Taylor approximation on our final function  $f$ .

### 3.1. Case where $f$ is a monomial of odd degree:

We first consider the case where  $f(x) = \frac{x^k}{k!}$  for  $k$  odd. In this section, we explain the combinatorics needed to compute the moments of the spectral measure of  $M$  in the case where  $f$  is an odd monomial. To that aim we need some definitions from graph theory. We first assume that the entries of  $W$  and  $X$  are bounded in the following sense: there exists a  $A > 0$  such that

$$\max_{ij} |W_{ij}| + |X_{ij}| \leq A \quad \text{almost surely.}$$

#### 3.1.1. Basic definitions

For this activation function, the entries of  $Y = f(WX/\sqrt{n_0})$  are of the form

$$Y_{ij} = \frac{1}{k!} \left( \frac{WX}{\sqrt{n_0}} \right)_{ij}^k = \frac{1}{n_0^{k/2} k!} \left( \sum_{\ell=1}^{n_0} W_{i\ell} X_{\ell j} \right)^k = \frac{1}{n_0^{k/2} k!} \sum_{\ell_1, \dots, \ell_k=1}^{n_0} \prod_{p=1}^k W_{i\ell_p} X_{\ell_p j}. \quad (3.3)$$

We want to study the normalized tracial moments of the matrix  $M$ . Thus we want to consider, for a positive integer  $q$ ,

$$\frac{1}{n_1} \mathbb{E} [\text{Tr } M^q] = \frac{1}{n_1 m^q} \mathbb{E} [\text{Tr } (YY^*)^q] = \frac{1}{n_1 m^q} \mathbb{E} \left[ \sum_{i_1, \dots, i_q=1}^{n_1} \sum_{j_1, \dots, j_q=1}^m Y_{i_1 j_1} Y_{i_2 j_1} Y_{i_2 j_2} Y_{i_3 j_2} \dots Y_{i_q j_q} Y_{i_1 j_q} \right] \quad (3.4)$$

Thus injecting (3.3) in the previous equation we obtain the following development of the tracial moment of  $M$

$$\frac{1}{n_1} \mathbb{E} [\text{Tr } M^q] = \frac{1}{n_1 m^q n_0^{kq} (k!)^{2q}} \mathbb{E} \sum_{i_1, \dots, i_q}^{n_1} \sum_{j_1, \dots, j_q}^m \sum_{\substack{\ell_1^1, \dots, \ell_k^1 \\ \ell_1^{2q}, \dots, \ell_k^{2q}}}^{n_0} \prod_{p=1}^k W_{i_1 \ell_p^1} X_{\ell_p^1 j_1} \prod_{p=1}^k W_{i_2 \ell_p^2} X_{\ell_p^2 j_1} \cdots \prod_{p=1}^k W_{i_1 \ell_p^{2q}} X_{\ell_p^{2q} j_q} \quad (3.5)$$

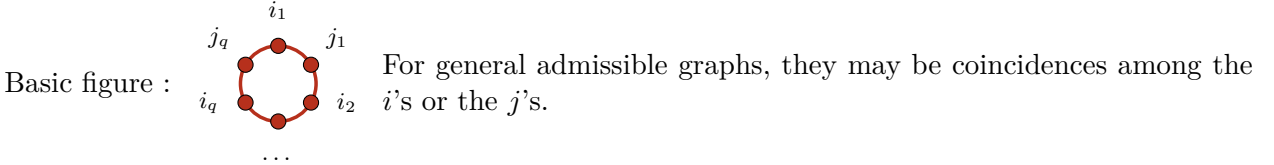
We encode each term in of the sums as a graph with  $\#\{i_1, \dots, i_q, j_1, \dots, j_q\}$  red vertices and  $2kq$  blue vertices. We can represent the vertices in a graph such as Figure 2.1. Since the  $W_{ij}$  and  $X_{ij}$  are centered and independent, we need at least two of each of them in the summand in equation (3.5). Thus, the main contribution comes from those summands maximizing the number of pairwise distinct indices. We define these admissible graphs, corresponding to the leading order, as the following.

**Definition 3.2.** An admissible graph corresponding to a summand in (3.4) is a sequence of simple even cycles of *red* vertices labeled by the  $\{i_1, \dots, i_q\}$  and  $\{j_1, \dots, j_q\}$  such that each factor  $Y_{i_{p1} j_{p2}}$  correspond to a *red* edge. The cycles are joined to another by a common vertex.

**Remark 3.3.** Such an admissible graph always has  $2q$  *red* edges. It can also be seen as a tree of cycles also called a cactus graph. These graphs appear also in random matrix theory in the so-called theory of traffics when expanding injective traces (see [CDM16] e.g.).

We call a red edge a *niche*. Each *niche* is decorated by  $k$  *blue* vertices from which leaves a blue edge corresponding to a term  $W_{i\ell} X_{\ell j}$  in (3.5). Thus to compute the spectral moment one needs to match the blue edges so that each entry arises with multiplicity greater than 2. The matching of  $\ell$  indices in (3.5) corresponds to a matching of the *blue* vertices.

As we can see each admissible graph as a tree of decorated *red* cycles, the basic figure is given by such a cycle:



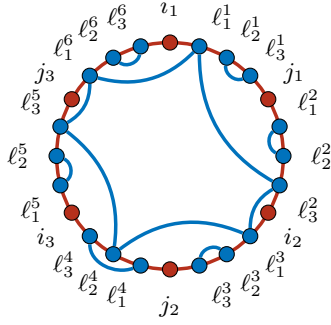
### 3.1.2. The simplest admissible graph: a cycle of length $2q$

In this subsection, we assume that the  $i$  and  $j$  indices are pairwise distinct and consider the associated contribution to the spectral moment. In this case, we can really encode the products in the summand as in Figure 2.1. Since we need at least two occurrences of each matrix entry, say for instance  $W_{i_1, \ell_1^1}$ , it needs to occur at least an other time in the product. There are then two different ways it can happen:

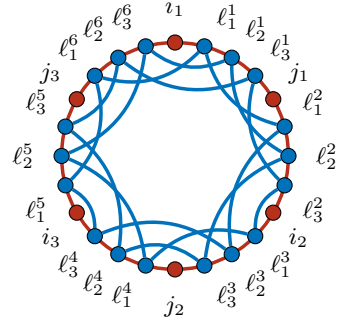
- (i) There exists  $p \in \{2, \dots, k\}$  such that  $\ell_p^1 = \ell_1^1$ .
- (ii) There exists  $p \in \{1, \dots, k\}$  such that  $\ell_p^{2q} = \ell_1^1$ . Applying the same reasoning for  $X_{\ell_1^1, j_1}$ , there exists  $p' \in \{1, \dots, k\}$  such that  $\ell_{p'}^2 = \ell_1^1$ .

We see that the dominant term corresponds to the maximization of the number of pairwise distinct indices. The way to have the most pairwise distinct indices without vanishing is to perform the most perfect matchings inside each niche. Note that since we suppose that  $k$  was odd, there is necessary an occurrence of case (ii) which corresponds to the cycle of size  $2q$  as in Figure 2.1. Thus we can construct the graphs corresponding to the dominant term in the following way, which is illustrated in Figure 2.1:

- Choose an index  $\ell_p$  in each niche which is in the only cycle of the graph.
- Do a perfect matching of the rest of the indices inside each niche.



(2.1) Leading order graph for  $k = q = 3$



(2.2) Lower order graph for  $k = q = 3$

*Case  $q > 1$ .* The corresponding contribution from the basic cycle to the moment is, since every entry exactly occurs two times in the products, using (2.1),

$$E_q(k) = \frac{((\sigma_w \sigma_x)^k k(k-1)!!)^{2q} n_0}{n_1 m^q n_0^{kq} (k!)^{2q}} \frac{m!}{(m-q)!} \frac{n_1!}{(n_1-q)!} \frac{n_0!}{(n_0-(k-1)q)!}$$

To obtain this formula, note that we choose the  $i$ -labels over  $n_1$  possible indices and the  $j$ -labels over  $m$  indices. Now, we also choose the  $\ell$ -labels over  $n_0$  indices but one has to be careful not to overmatch indices on adjacent niches. Finally, we have to determine the *blue* vertices forming the cycle parcouing each niche, there are  $k^{2q}$  possible ways to do so. The number of perfect matchings on the rest of the vertices in each niche is then equal to  $((k-1)!!)^{2q}$ .

We obtain that

$$E_q(k) = \left( \frac{(\sigma_w \sigma_x)^k k(k-1)!!}{k!} \right)^{2q} \psi^{1-q} + \mathcal{O} \left( \left( \frac{(\sigma_w \sigma_x)^k k(k-1)!!}{k!} \right)^{2q} \frac{q+k}{n_0} \right). \quad (3.6)$$

Note that we have in the case where  $f$  is a monomial of odd degree, by (2.8), we can write

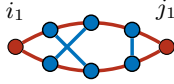
$$E_q(k) = \theta_2^q(f) \psi^{1-q} + \mathcal{O} \left( \theta_2^q(f) \frac{q+k}{n_0} \right) \quad \text{since} \quad \theta_2(f) = \left( \frac{(\sigma_w \sigma_x)^k k(k-1)!!}{k!} \right)^2.$$

*Case  $q = 1$ .* The behavior in the case where  $k = 1$  is slightly different and is useful to study the general case later. Indeed in this case, we can do any perfect matching between the  $2k$  *blue* vertices since there is no difference between any factor  $W$  or  $X$  in the summand in (3.5). The graph can be seen in Figure 3.1. Thus, the contribution of the moments in this case is the following

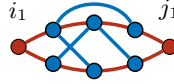
$$E_1(k) = \frac{(\sigma_w \sigma_x)^{2k} (2k)!!}{(k!)^2} + \mathcal{O} \left( \frac{k^2 (2k-2)!!}{n_0 (k!)^2} \right) = \theta_1(f) + \mathcal{O} \left( \frac{k^2 (2k-2)!!}{n_0 (k!)^2} \right)$$

where the error comes from the fact that the second order is performing a perfect matching on all sites except two and then identifying the two remaining *blue* vertices to already matched pairs.





(3.1) Contribution in the case where  $q = 1$



(3.2) Subleading term in the case  $q = 1$ .

We now show that  $E_q$  is indeed the typical contribution from the basic cycle, that is all other matchings lead to a negligible contribution with respect to  $E_q$ . There are four different phenomena that can give a (lower order) contribution. Firstly, there could be more than one cycle linking every niche such as Figure 2.2. Also, in at least one niche there could be more identifications between  $\ell$ -indices, which raises moments of entries of  $W$  and  $X$ . There could be an identification between the index of the cycle and an index from a perfect matching inside a niche. Finally, there could also be identifications between two distinct niches, note we can only get higher moments in the case where the two niches are adjacent. While these four behaviors can happen simultaneously, we see the contribution separately since it would induce an even smaller order if counted together.

*There is more than one cycle between niches.* In this case, we can compute the contribution  $E_q^{(1)}$  on the moments in the following way. Suppose there are  $c$  cycles. Note that necessarily  $c$  is odd since  $k$  is odd and entries are centered, then we can write, if we suppose that indices  $\ell$  not in cycles are being perfectly matched,

$$\begin{aligned}
 E_q^{(1)} &= \frac{(k^c(k-c)!!)^{2q}}{n_1 m^q n_0^{kq} (k!)^{2q}} \sum_{\substack{i_1, \dots, i_q \\ \text{pairwise} \\ \text{distinct}}}^{n_1} \sum_{\substack{j_1, \dots, j_q \\ \text{pairwise} \\ \text{distinct}}}^m \sum_{\ell_0, \dots, \ell_c}^{n_0} \sum_{\substack{\ell_1^1, \dots, \ell_{\frac{k-c}{2}}^1 \\ \ell_1^{2q}, \dots, \ell_{\frac{k-c}{2}}^{2q}}}^{n_0} (\sigma_w \sigma_x)^{2kq} \\
 &= \frac{((\sigma_w \sigma_x)^k k^c (k-c)!!)^{2q}}{n_1 m^q n_0^{kq-c} (k!)^{2q}} \frac{m!}{(m-q)!} \frac{n_1!}{(n_1-q)!} \frac{n_0!}{(n_0-(k-c)q)!}
 \end{aligned}$$

In order to understand the very first term, note that we have to select in each niche  $c$  blue vertices in order to create the cycles and we then do a perfect matching in the rest of the vertices. Hence, we can see that

$$E_q^{(1)} = \frac{((\sigma_w \sigma_x)^k k^c (k-c)!!)^{2q} \psi^{1-q}}{n_0^{(c-1)(q-1)} (k!)^{2q}} (1 + o(1)) \quad (3.7)$$

Thus this is of smaller order than (3.6) when the number of cycles is strictly greater than 1 as in Figure 2.2 for instance. Indeed, if one considers the ratio, one obtains that

$$\frac{E_q^{(1)}}{E_q} = \mathcal{O} \left( \frac{1}{n_0^{(c-1)(q-1)}} \left( \frac{(k-c)!!}{(k-1)!!} \right)^{2q} \right)$$

*The graph in each niche is not a perfect matching.* For this case, we said that the leading order is given by a perfect matching in each niche where we removed the vertex which belongs to the cycle. This graph gives only second moments of the matrix entries but note that we could have instead higher moments. Suppose that in one niche we have an identification between  $a_1, \dots, a_b$  entries such that  $a_1 + \dots + a_b = k-1$ . For ease we suppose that  $a_1 = \dots = a_{b_1} = 2$  and  $a_{b_1+1}, \dots, a_b > 2$  for some  $b_1 \in [1, b-1]$ . We also suppose that this occurs in the niche  $\{i_1, j_1\}$  as illustrated in Figure 4.

In this case, we can compare the contribution  $E_q^{(2)}$  of all such matchings to the contribution of the perfect matching where  $a_1 = \dots = a_{(k-1)/2} = 2$  that is  $E_q$ ,

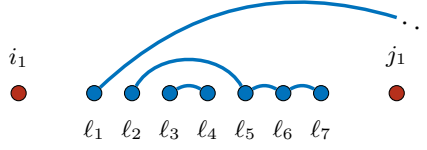


Figure 4: Niche where the induced graph is not a perfect matching which raises a fourth moment in the case where  $k = 7$ .

$$\begin{aligned} \frac{E_q^{(2)}}{E_q} &= \sum_{b=1}^{\frac{k-1}{2}-1} \sum_{b_1=1}^{b-1} \sum_{\substack{a_{b_1+1} \dots a_b > 2 \\ \sum a_j = k-1-2b_1}} \frac{(k-1)!}{(k-1)!! \prod_{i=1}^b a_i!} \frac{n_0!}{(n_0 - (1+b + \frac{k-1}{2}(2q-1)))!} \times \\ &\quad \times \frac{(n_0 - (1+(k-1)q))! \prod_{b_1+1}^b \mathbb{E}|W_{11}|^{a_p} \mathbb{E}|X_{11}|^{a_p}}{n_0! (\sigma_w \sigma_x)^{2(\frac{k-1}{2}-b_1)}}. \end{aligned}$$

For the first term in the summand, it corresponds to assigning the  $k-1$  remaining *blue* vertices (after the choice of the cycle) into  $b$  classes of size  $a_1 \dots a_b$  compared with simply doing a perfect matching between these vertices. We can bound it in the following way

$$\frac{(k-1)!}{(k-1)!! \prod_{i=1}^b a_i} \leq C \frac{2^{\frac{k-1}{2}-b_1} (\frac{k-1}{2})!}{\prod_{i=b_1+1}^b a_i} \leq C \left( \frac{k-1}{2} \right)^{\frac{k-1}{2}-b} \frac{2^{\frac{k-1}{2}-b_1}}{\prod_{i=b_1+1}^b a_i} \leq C (k-1)^{(\frac{k-1}{2}-b)}.$$

In the first equality we used the fact that  $a_1 = \dots = a_{b_1} = 2$  and the definition of the double factorial. In the next equality we expanded the factorial and in the last inequality we used the fact that  $a_i \geq 3$  for  $i > b_1$ .

Now, for the second term, we compare the number of possible choices for  $\ell$  indices, yielding that

$$\frac{(n_0 - (1+(k-1)q))!}{(n_0 - (1+b + \frac{k-1}{2}(2q-1)))!} \leq \frac{1}{n_0^{\frac{k-1}{2}-b}} e^{-\frac{C(kq)^2}{N}}.$$

Finally, the last term in the summand corresponds to the different moments we obtain since only variances intervene in the leading contribution while higher moments can appear inside the niche  $\{i_1, j_1\}$ ,

$$\frac{\prod_{b_1+1}^b \mathbb{E}|W_{11}|^{a_p} \mathbb{E}|X_{11}|^{a_p}}{(\sigma_w \sigma_x)^{2(\frac{k-1}{2}-b_1)}} \leq \frac{A^{2 \sum_{i \geq b_1+1} a_i}}{\prod_{i \geq b_1+1} \sigma_w^{a_i} \sigma_x^{a_i}} = \left( \frac{A^4}{\sigma_w^2 \sigma_x^2} \right)^{\frac{k-1}{2}-b_1}. \quad (3.8)$$

Now that the terms in the summand are bounded, we need to bound the combinatorial factor coming from the sums, we can do that in the following way

$$\sum_{b_1=1}^{b-1} \sum_{\substack{a_{b_1+1}, \dots, a_b \geq 3 \\ \sum a_j = k-1-2b_1}} \leq \sum_{b_1=1}^{b-1} \binom{k-1-3b-b_1+b-b_1-1}{b-b_1-1} \leq \sum_{b_1=1}^{b-1} (k-1)^{k-1-3b+b_1} \leq (k-1)^{2(\frac{k-1}{2}-b)},$$

where we used in the first inequality that  $\sum_j (a_j - 3) = k-1-2b_1-3(b-b_1)$ . Finally, putting all these contributions together, we obtained the following comparison between  $E_q^{(2)}$  and  $E_q$ ,

$$\frac{E_q^{(2)}}{E_q} \leq \sum_{b=1}^{\frac{k-1}{2}-1} \left( \frac{CA^4 (k-1)^3}{\sigma_w^2 \sigma_x^2 n_0} \right)^{3(\frac{k-1}{2}-b)} = \mathcal{O} \left( \frac{Ck^3}{n_0} \right). \quad (3.9)$$

Note that  $k^3 = o(n_0)$ . Here we suppose that we have a perfect matching in all other niches and a single cycle to compute the contribution to the moments. This is not mandatory for the computation and we would just get a contribution of even smaller order in the other cases.

*There are identifications between matchings from different niches* Assume there are identifications between matchings of different niches. If the niches are not adjacent then such matchings would not increase the moments of the entries of  $W$  or  $X$ . However, matchings between adjacent niches may result into moments of higher order of the entries instead of the variance. We can then perform the same analysis as the previous one where we replace  $k - 1$  (the remaining indices after the choice of the cycle in one niche) to  $2k - 2$  corresponding to the number of vertices of two adjacent niches. And we recover the same order for the error as in (3.9).

*There are identifications between the cycle and perfect matchings inside niches.* We now bound the contribution of possible identifications between the cycle parcouing every niche and the other  $\ell$ -indices. Suppose that these identifications happen in  $d$  niches, and for  $p \in \{1, \dots, d\}$ , we identify the index from the cycle with  $2b_p$  blue vertices from the niche. Note that we consider an even number of identifications. Indeed if this number was odd, in order to obtain a non-vanishing term, we would need to either create another cycle or perform more identifications inside the niches. These possibilities are bounded by the two previous considerations. Thus, we can bound the contribution in the following way

$$\begin{aligned} \frac{E_q^{(3)}}{E_q} &= \sum_{d=1}^{2q} \sum_{b_1, \dots, b_d=1}^{\frac{k-1}{2}} \binom{2q}{d} \left[ \prod_{p=1}^d \binom{k-1}{b_p} \right] \prod_{i=1}^d \mathbb{E}|W_{11}|^{2+2b_p} \mathbb{E}|X_{11}|^{2+2b_p} \times \\ &\quad \times \frac{((k-1)!!)^{2q-d} \prod_{p=1}^d ((k-2b_p-1)!!)}{n_0^{\sum_{p=1}^d b_p} ((k-1)!!)^{2q} (\sigma_w \sigma_x)^{2d + \sum_{p=1}^d 2b_p}}. \end{aligned}$$

This comes from the choices of the niches, the identifications we make in each niche, and the perfect matchings we perform in the other niches. Finally, we suppose that we perform perfect matchings in the rest of the  $d$  niches. Then, we can use the bounds

$$\prod_{p=1}^d \frac{1}{b_p!} \leq 1, \quad \prod_{i=1}^d \mathbb{E}|W_{11}|^{2+2b_p} \mathbb{E}|X_{11}|^{2+2b_p} \leq A^{4d+4} \sum b_p \quad \text{and} \quad \frac{(k-1)!!^{2q-d} \prod_{p=1}^d (k-1-2b_p)!!}{(k-1)!!^{2q}} \leq 1. \quad (3.10)$$

From the above we obtain that

$$\frac{E_q^{(3)}}{E_q} \leq \sum_{d=1}^{2q} \binom{2q}{d} \left( \frac{A^4}{\sigma_w^2 \sigma_x^2} \right)^d \sum_{b_1, \dots, b_d=1}^{\frac{k-1}{2}} \left( \frac{A^4(k-1)}{2\sigma_w^2 \sigma_x^2 n_0} \right)^{\sum b_p} = \sum_{d=1}^{2q} \binom{2q}{d} \left( \frac{A^4}{\sigma_w \sigma_x} \sum_{b=1}^{\frac{k-1}{2}} \left( \frac{A^4(k-1)}{2\sigma_w^2 \sigma_x^2 n_0} \right)^b \right)^d.$$

Now since we have that  $k \ll n_0$ , we obtain that

$$\frac{E_q^{(3)}}{E_q} = \mathcal{O} \left( \frac{Ck}{n_0} \right).$$

### 3.1.3. Contribution of general admissible graphs

We now suppose that there are  $I_i$  identifications between the vertices indexed by  $i$  labels and  $I_j$  identifications between the vertices indexed by  $j$  labels. Note that by our definition, such a graph is

admissible if and only if it consists of  $I_i + I_j + 1$  cycles. See for example Figures 5.1 and 5.2. As we saw earlier in the case of a simple cycle, the case of a cycle of size 2 has to be considered separately, thus we also suppose that the number of cycles of size 2 is given as a parameter  $b$ .

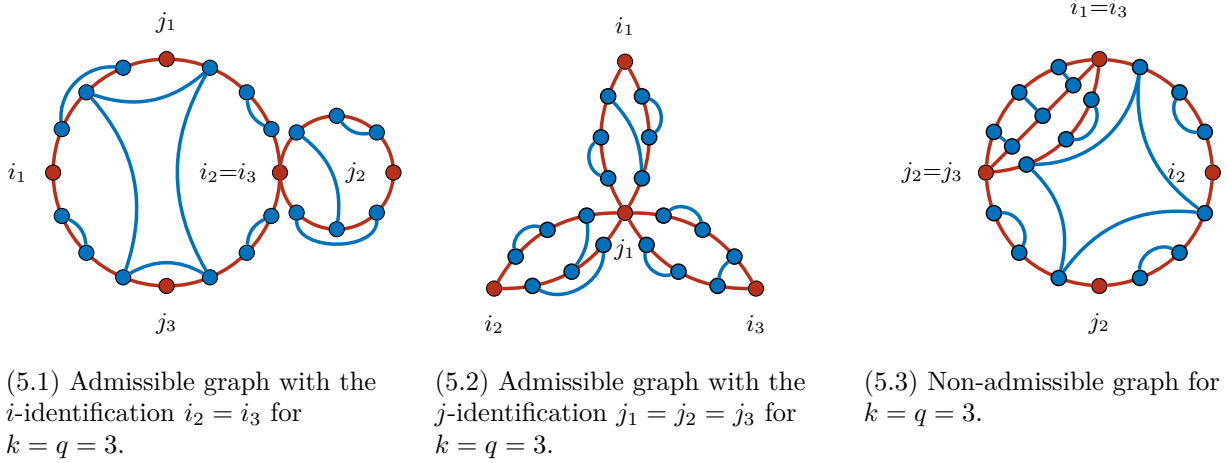


Figure 5: Examples of admissible and non-admissible graphs

We can do a similar analysis in the case of general admissible graphs because we can realize *blue* identifications inside each cycle as they are well defined. Indeed, the *red* admissible graph being a cactus tree, in other words a tree of cycles, there is no ambiguity to define the *red* cycles. For instance, compare Figures 5.1 and 5.2 with Figure 5.3 where there are several possible choices of cycles. Thus, if we denote  $\mathcal{A}(q, I_i, I_j, b)$  the number of admissible graphs with  $2q$  red edges, with  $I_i$   $i$ -identifications and  $I_j$   $j$ -identifications and with  $b$  cycles of size 2, we can write the contribution coming from all admissible graphs as

$$E'_q(k) = \frac{1 + o(1)}{n_1 m^q n_0^{kq}} \sum_{I_i, I_j=0}^q \sum_{b=0}^{I_i+I_j+1} \frac{n_1!}{(n_1 - q + I_i)!} \frac{m!}{(m - q + I_j)!} \times \\ \times \mathcal{A}(k, q, I_i, I_j, b) \theta_1^b(f) n_0^{kb} \theta_2^{q-b}(f) n_0^{(k-1)(q-b)+I_i+I_j+1-b}$$

Looking at the first order in the above expression we obtain the following

$$E'_q(k) = \sum_{I_i, I_j=0}^q \sum_{b=0}^{I_i+I_j+1} \mathcal{A}(q, I_i, I_j, b) \theta_1^b(f)^b \theta_2^{q-b}(f)^{q-b} \psi^{I_i+1-q} \phi^{I_j} (1 + o(1)).$$

Note that the same error terms arise as before due to additional possible identifications: their contribution is then negligible as before as soon as matchings are still performed inside each cycle. Another contribution may arise actually due to an  $i$ -identification or a  $j$ -identification. One indeed has to check that performing cross-cycle *blue* identifications is subleading.

Suppose, we are around an  $i$ -identification as in Figure 6, these *blue* edges match entries of  $W$  to get a non-vanishing moments. However, in order to match the corresponding  $X$  entries, some new identifications are needed. Either inside a niche, the matching is not a perfect matching and we have a lower order as in (3.9) or one has a cycle going along two cycles instead of two separate cycles, it consists of identifying two *blue* cycles and thus losing an order of  $n_0$ . In all cases, this is negligible.

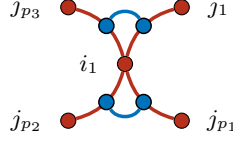


Figure 6: Subleading *blue* identifications around an *i*-identification

### 3.1.4. Contribution from non-admissible graphs

In this subsection we control the contribution of non-admissible graphs which we denote  $E_q^{(\text{NA})}$ . To explain how we proceed we first come back to admissible graphs. An admissible graph can be encoded into a rooted tree  $T = (V, E)$  as follows. Consider such a tree: one replaces each edge with a cycle of length  $2L$  with  $L \geq 1$  though one may have to choose where cycles are identified along a cycle. These cycles will be called the *fundamental* cycles, they correspond to the cycles where we perform a matching on the *blue* vertices. Note that in this case, we have the identity

$$I_i + I_j + 1 = \sum_{v \in V} (d(v) - 1) + 1 = 2|E| - |V| + 1 = |E|$$

where  $d(v)$  denotes the degree of the vertex  $v$  in the tree and we used the fact that  $|V| = |E| + 1$  and  $\sum_{v \in V} d(v) = 2|E|$ . In other words, this previous identity means that the total number of fundamental cycles in an admissible graph is given by  $I_i + I_j + 1$ .

A non-admissible graph can be encoded in a similar fashion but in a more complicated way. Indeed, we need to now consider a multigraph  $G = (V, E_1, E_2)$  where  $E_1$  denotes the set of single edges and  $E_2$  the set of multiple edges and perform the same construction where each edge corresponds to a cycle of a certain length. We first consider  $E = \{E_1, E_2\}$  the set of all edges where we removed the multiplicity of each edge so that  $G' = (V, E)$  is now a graph. Now, if we denote the *surplus*  $s(G')$  to be the minimal number of edges we need to remove to  $G'$  in order to obtain a tree, we see that  $s(G') = I_i + I_j + 1 - |E|$ .

The problem with non-admissible graphs is the fact that there are multiple ways to determine fundamental cycles. Thus, we count the number of non-admissible graphs labeled by its fundamental cycles. First note that if we know which are the fundamental cycles in our non-admissible graph, we can simply see it as an admissible graph with additional identifications: this is the way we encode non admissible graphs ( see Figure 7 for an illustration).

Consider the tree  $T$  encoding the admissible graph, we can then choose two edges and *glue* them together in the sense of identifying one vertex of one edge to one of the other. This performed an additional identification in the initial graph and encode a non-admissible graph. Now, while these two cycles (corresponding to these two edges) are identified at an additional vertex, there could be more identifications for the same two cycles by choosing additional vertices in each cycle to be again identified. So finally doing this step a single time, the number of possible ways to choose two cycles which are then identified at  $r$  pairs of vertices is at most:

$$C\binom{E}{2} (2q)^r \leq q^{r+2} \quad (3.11)$$

Since we need to choose two edges and then two vertices. However, see that we lose a power of  $n_1$  (or  $m$ ) for each additional identification as we lose a choice of index without gaining a cycle. This is a  $o(1)$  for  $q^3 \ll n_0$  and doing this step multiple times just lowers the order. Finally, the

number of non-admissible graphs labeled by its fundamental cycles and weighted by  $n_1^a$  where  $a$  is the number of additional identifications is  $\mathcal{O}(q^3/n_0)$  times the number of admissible graphs with the same fundamental cycles.

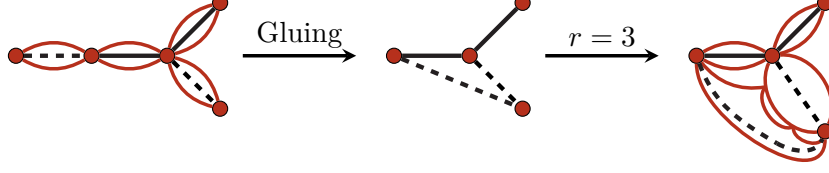


Figure 7: In the first picture we represent an admissible graph with its encoding tree. The two dashed lines correspond to the two edges we glue together. The second graph correspond to the glued tree which is not a tree anymore since we created a cycle. Now the last step consists in choosing the number of identifications we want to make between the two cycles, here we have three total identifications. We keep the encoding graph to see what the choices of fundamental cycles are for this non-admissible graph. Note that we only represented the *red* vertices which join two cycles together but there are more *red* vertices inside each cycle.

Now, once the fundamental cycles are identified, cross identifications between *blue* edges from distinct niches (or fundamental cycles) are subleading unless in the following case: there are multiple cycles of length 2. For these multiple cycles of length 2, we have  $pk$  *blue* vertices to match together where  $p$  is the number of these cycles. While the leading order is given by performing a perfect matching between these vertices such as in Figure 8, we can do any kind of matching and use the similar analysis we did for (3.9). Suppose that we have an identification between  $a_1, \dots, a_b$  entries such that  $a_1 + \dots + a_b = pk$ . For ease we suppose that  $a_1 = \dots = a_{b_1} = 2$  and  $a_{b_1+1}, \dots, a_b > 2$  for some  $b_1 \in \llbracket 1, b-1 \rrbracket$ , then we can compare their contribution to that of the admissible graph (used to encode it) by

$$\sum_{p=2}^q \sum_{b=1}^{\frac{m(e)k}{2}} \frac{1}{n_0^{p-1}} \sum_{b_1=1}^b \sum_{\substack{a_{b_1+1}, \dots, a_b > 2 \\ \sum_{i=b_1+1}^b a_i = pk - 2b_1}} \frac{(pk)!}{((2k)!!)^{p/2} b! \prod_{i=b_1+1}^b a_i} \frac{n_0^b \prod_{i=b_1+1}^b \mathbb{E}|W_{11}|^{a_i} \mathbb{E}|X_{11}|^{a_i}}{n_0^{kp/2} (\sigma_w^2 \sigma_x^2)^{kp/2 - b}} \quad (3.12)$$

The factor of  $n_0^{1-p}$  comes from the additional identifications between  $i$ 's and  $j$ 's in order to obtain a multiple edge. For instance in Figure 8 there are less identifications in the admissible graph than in the corresponding non-admissible graph. The first term in the summand compares the number of possible matchings of the  $pk$  edges to that of a perfect matching in every single cycle. We can bound it from above by

$$\frac{(pk)!}{((2k)!!)^{p/2} b! \prod_{i=b_1+1}^b a_i} \leq (Cp)^{kp}.$$

The second term now comes from the number of  $\ell$  indices chosen and the ratio of moments and we bound it in the same way as in (3.9),

$$\frac{\prod_{i=b_1+1}^b \mathbb{E}|W_{11}|^{a_i} \mathbb{E}|X_{11}|^{a_i}}{n_0^{kp/2 - b} (\sigma_w \sigma_x)^{2(kp/2 - b)}} \leq \frac{A^{2 \sum_{i \geq b_1+1} a_i}}{n_0^{kp/2 - b} \prod_{i \geq b_1+1} \sigma_w^{a_i} \sigma_x^{a_i}} = \left( \frac{A^4}{n_0 \sigma_w^2 \sigma_x^2} \right)^{\frac{kp}{2} - b}.$$

Also in the same way as in (3.9), we can bound the combinatorial factor coming from the sums as

$$\sum_{b_1=1}^b \sum_{\substack{a_{b_1+1}, \dots, a_b > 2 \\ \sum a_i = pk - 2b_i}} \leq (m(e)k)^{2(\frac{pk}{2}-b)}.$$

Finally, putting all the contribution together we have

$$n_0 \sum_{p=2}^q \left( \frac{Cp^k}{n_0} \right)^p \sum_{b=1}^{pk/2} \left( \frac{A^4 p^2 k^2}{n_0 \sigma_w^2 \sigma_x^2} \right)^{\frac{kp}{2}-b} = \mathcal{O} \left( \frac{q^{2k}}{n_0} \right) \quad (3.13)$$

where we used the fact that the leading order comes from the fact that  $b = \frac{km(e)}{2}$ .

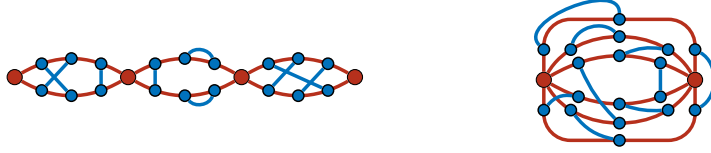


Figure 8: Different behavior between an admissible graph and a multiple edge.

Thus, the total contribution for non admissible graph, by combining the choices of fundamental cycles (3.11) and the combinatorial change coming from multiple single cycles (3.13) we obtain a total contribution of

$$\frac{E_q^{(\text{NA})}}{E_q} = \mathcal{O} \left( \frac{q^3(1+q^{2k})}{n_0} \right). \quad (3.14)$$

### 3.2. Case where $f$ is a monomial of even degree:

In the case of an even monomial we center the function  $f$ , to do so we subtract a constant given by the corresponding expectation. We then consider centered monomial of the form

$$f(x) = \frac{x^k - k!!}{k!} \quad \text{so that} \quad \theta_1(f) = \frac{(\sigma_w \sigma_x)^{2k}}{(k!)^2} \left( (2k)!! - (k!!)^2 \right) \quad \text{and} \quad \theta_2(f) = 0.$$

Here, the fact that  $\theta_2(f)$  vanishes means that all admissible graphs which have at least one cycle of size greater than 2 are subleading so that we see admissible graphs consisting only in cycles of size 1 such as Figure 5.2 for instance.

Note that we have seen earlier that we can write

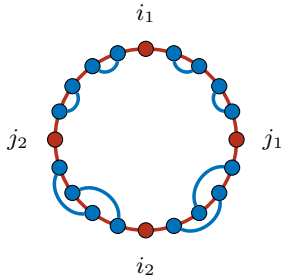
$$\mathbb{E} \left[ \frac{1}{k!} \left( \frac{(WX)_{ij}}{\sqrt{n_0}} \right)^k \right] = \frac{1}{n_0^{k/2} k!} \mathbb{E} \sum_{\ell_1, \dots, \ell_k=1}^{n_0} \prod_{p=1}^k W_{i\ell_p} X_{\ell_p j} = \frac{k!!}{k!} (\sigma_w \sigma_x)^k \left( 1 + \mathcal{O} \left( \frac{1}{n_0} \right) \right).$$

Thus, by developing the tracial moments of  $M$  we obtain the following formula,

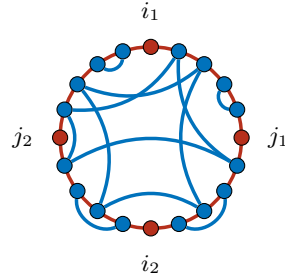
$$\frac{1}{n_1} \mathbb{E} [\text{Tr } M^q] = \left(1 + \mathcal{O}\left(\frac{1}{n_0}\right)\right) \frac{1}{n_1 m^q} \mathbb{E} \sum_{i_1, \dots, i_q}^{n_1} \sum_{j_1, \dots, j_q}^m \left[ \frac{1}{n_0^{kq} (k!)^{2q}} \sum_{\substack{\ell_1^1, \dots, \ell_k^1 \\ \ell_1^{2q}, \dots, \ell_k^{2q}}}^{n_0} \prod_{p=1}^k W_{i_1 \ell_p^1} X_{\ell_p^1 j_1} \times \right. \\ \left. \times \prod_{p=1}^k W_{i_2 \ell_p^2} X_{\ell_p^2 j_1} \cdots \prod_{p=1}^k W_{i_1 \ell_p^{2q}} X_{\ell_p^{2q} j_q} - c_0^{2q} \right] \quad (3.15)$$

Note that we can actually write  $c_0$  as a sum over possible admissible graphs, where *blue* vertices form a perfect matching in each niche as in Figure 9.1. Note that this is now possible since each niche contains an even number of vertices. Thus at the first order, we can write

$$c_0^{2q} = \left(1 + \mathcal{O}\left(\frac{1}{n_0}\right)\right) \mathbb{E} \sum_{\substack{\ell_1^1, \dots, \ell_k^1 \\ \ell_1^{2q}, \dots, \ell_k^{2q} \\ \text{form a perfect} \\ \text{matching in each} \\ \text{niche}}}^{n_0} \prod_{p=1}^k W_{i_1 \ell_p^1} X_{\ell_p^1 j_1} \prod_{p=1}^k W_{i_2 \ell_p^2} X_{\ell_p^2 j_1} \cdots \prod_{p=1}^k W_{i_1 \ell_p^{2q}} X_{\ell_p^{2q} j_q}$$



(9.1) Leading order graph before centering



(9.2) Leading order graph after centering.

We can then see that the graphs corresponding to the expectation are the admissible graphs where *blue* vertices make a perfect matching inside each niche. Thus the typical graphs after centering is those which have two cycles between the niches and a perfect matching with the rest of the vertices in each niche as in Figure 9.2 or additional identifications inside niches. Note that this comes from the fact that we want to maximize the number of distinct  $\ell$ -indices and the previous subsection, since we have seen that adding more cycles or not doing perfect matchings in the niches are subleading. In the same way we first see the contribution of one *red* cycle on the moments to then deduce the contribution of all admissible graphs. Thus we find that, in the case of a cycle with  $2q$  vertices for  $q > 1$ ,

$$E_q(k) = \frac{1}{n_0^{q-1}} \left( (\sigma_w \sigma_x)^k k(k-1)(k-2)!! \right)^{2q} \psi^{1-q} + o \left( \frac{\hat{\theta}_2(f)}{n_0^{q-1}} \right) = \frac{1}{n_0^{q-1}} \hat{\theta}_2(f)^q \psi^{1-q} + \mathcal{O} \left( \frac{\hat{\theta}_2(f)}{n_0^{q-1}} \right) \\ \text{with } \hat{\theta}_2(f) = \left( \frac{(\sigma_w \sigma_x)^k k(k-1)(k-2)!!}{k!} \right)^2 = \left( \sigma_w \sigma_x \int f''(\sigma_x \sigma_x x) \frac{e^{-x^2/2}}{\sqrt{2\pi}} dx \right)^2$$



In this case, we obtain  $(k-2)q+2$  distinct  $\ell$ -indices. See that in the leading order before centering we would obtain  $kq$  distinct indices as we perform a perfect matching in every niche. Since such identifications are forbidden by the centering, if we do not create a cycle between niches but identify *blue* vertices inside the same niche we can only obtain at most  $(k-4)q+2q$  distinct indices which is of lower order than Figure 9.2. Now if we only create one cycle, we need to perform at least identifications between three vertices in each niche since we would have an odd number of *blue* vertices left and the number of distinct indices becomes at most  $(k-4)q+2q+1$  which is also of lower order than Figure 9.2. Thus we can summarize the distinct subleading behaviors as the following

Two cycles: at most  $k-2q+2$  distinct indices.  
 One cycle: at most  $k-2q+1$  distinct indices.  
 No cycle: at most  $k-2q$  distinct indices.

See that the contribution of a *red* cycle of size greater than 2 for  $f$  being an even monomial is of smaller order than when it is an odd monomial. Now, in the same way, the case of a simple cycle with 2 vertices is slightly different because of the centering. Indeed, the centering prevents the graphs from performing a perfect matching inside each niche, thus at least one (thus two) vertices has to be connected to the other niche. Note also that any perfect matching where the two niches are connected is of the same order, thus we obtain for the leading order

$$E_1(k) = \frac{(\sigma_w \sigma_x)^{2k}}{(k!)^2} \left( (2k)!! - (k!)^2 \right) + \mathcal{O} \left( \frac{(2k-2)!!k^2}{(k!)^2 n_0} \right) = \theta_1(f) + \mathcal{O} \left( \frac{(2k-2)!!k^2}{(k!)^2 n_0} \right).$$

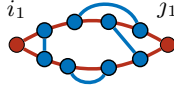


Figure 10: Contribution in the case  $q = 1$  for an even monomial.

For the general case of admissible graphs with possible identifications, we can do similar computations as those in the previous subsection by seeing that the contribution is just a product over the different cycles. Thus, the leading order of a  $q$ -moment, corresponding to the admissible graphs with  $2q$  edges can be written as

$$E_q(k) = \frac{1+p(1)}{n_1 m^q n_0^{kq}} \sum_{I_i, I_j=0}^q \sum_{b=0}^{I_i+I_j+1} \frac{n_1!}{(n-q+I_i)!} \frac{m!}{(m-q+I_j)!} \times \\ \times \mathcal{A}(q, k, I_i, I_j, b) \theta_1(f)^b n_0^{kb} \hat{\theta}_2(f)^{q-b} n_0^{2(I_i+I_j+1-b)+(k-2)(q-b)}$$

which gives asymptotically,

$$E_q(k) = (1+o(1)) \sum_{I_i, I_j=0}^q \sum_{b=0}^{I_i+I_j+1} \frac{\mathcal{A}(q, I_i, I_j, b) \theta_1(f)^b \hat{\theta}_2(f)^{q-b} \phi^{I_j} \psi^{I_i+1-q}}{n_0^{q-(I_i+I_j+1)}} \\ = (1+o(1)) \sum_{\substack{I_i, I_j=0 \\ I_i+I_j+1=q}} \mathcal{A}(q, I_i, I_j, I_i+I_j+1) \theta_1(f)^{I_i+I_j+1} \phi^{I_j} \psi^{I_i+1-q} \\ = (1+o(1)) \sum_{I_i, I_j=0}^q \sum_{b=0}^{I_i+I_j+1} \mathcal{A}(q, I_i, I_j, b) \theta_1(f)^b \theta_2(f)^{q-b} \psi^{I_i+1-q} \phi^{I_j}$$

where we used in the last equality the fact that  $\theta_2(f) = 0$  in order to retrieve the expression (3.2). Note again that we did not give here all the errors since we have computed them in the previous subsection, the case of even monomials can be done similarly. Thus we can see that only the graphs which corresponds to a tree of simple cycles contribute to the moments.

Note that there is no difference for the study of non-admissible graphs as it only concerns *red* vertices while the polynomial involves only *blue* vertices.

### 3.3. Case where $f$ is a polynomial:

We now suppose that we can write

$$f(x) = \sum_{k=1}^K a_k f_k(x) \quad \text{with} \quad f_k(x) = \frac{x^k - k!! \mathbb{1}_{k \text{ even}}}{k!} \quad \text{and} \quad \sup_{k \in [1, K]} |a_k| \leq C^k \quad \text{for some } C.$$

In particular, the parameters are in this case

$$\begin{aligned} \theta_1(f) &= \sum_{\substack{k_1, k_2=1 \\ k_1+k_2 \text{ even}}}^K \frac{a_{k_1} a_{k_2} (\sigma_w \sigma_x)^{k_1+k_2} ((k_1+k_2)!! - k_1!! k_2!! \mathbb{1}_{k_1 \text{ even}})}{k_1! k_2!}, \\ \theta_2(f) &= \left( \sum_{k=1}^K \frac{a_k (\sigma_w \sigma_x)^k k(k-1)!! \mathbb{1}_{k \text{ odd}}}{k!} \right)^2. \end{aligned}$$

Note that for any polynomial, by expanding the moment as in (3.5), we have to compute the following quantity, for any  $k_1, \dots, k_{2q}$  integers,

$$\begin{aligned} \frac{1}{n_1} \mathbb{E} [\text{Tr } M^q] &= \sum_{k_1, \dots, k_{2q}=1}^K \frac{a_{k_1} \dots a_{k_{2q}}}{n_1 m^q \prod_{i=1}^{2q} k_i!} \times \\ &\times \mathbb{E} \sum_{i_1, \dots, i_q}^{n_1} \sum_{j_1, \dots, j_q}^m \sum_{\substack{\ell_1^1, \dots, \ell_k^1 \\ \ell_1^{2q}, \dots, \ell_k^{2q}}}^{n_0} f_{k_1} \left( \frac{WX}{\sqrt{n_0}} \right)_{i_1 j_1} f_{k_2} \left( \frac{WX}{\sqrt{n_0}} \right)_{i_2 j_1} \dots f_{k_{2q}} \left( \frac{WX}{\sqrt{n_0}} \right)_{i_1 j_q} \end{aligned} \quad (3.16)$$

In order to compute the dominant term of this moment, first note that the centering creates disparity between even and odd monomials. Indeed let  $q > 1$ , if we consider one *red* cycle of length  $2q$ , we now have  $2q$  niches of different sizes, namely  $k_1, \dots, k_{2q}$ . We first bound these moments in order to see that, in each cycle, the niches with an even number of vertices are subleading so that the dominant term in the asymptotic expansion of the moment corresponds to admissible graphs with only odd niches when expanding the polynomial.

The behavior in a cycle can be understood as follows: there has to be at least one cycle between in each niche for the odd or the centered even niches. Now, in each odd niche, we saw that the dominant term is to realize a perfect matching in the  $k_i - 1$  vertices remaining in the niche from (3.9). However, in the even niches, since there is already a cycle, there remains an odd number of vertices to be matched either with an existing cycle or a matching and the leading order is to perform a perfect matching in the  $k_i - 2$  remaining vertices. Thus we obtain, if we consider the number of choices of indices for *red* and *blue* vertices in one configuration  $k_1, \dots, k_{2q}$  denoted  $C(k_1, \dots, k_{2q})$ ,

$$C(k_1, \dots, k_{2q}) = \frac{n_0^{-\sum_{i=1}^{2q} \frac{k_i}{2}}}{n_1 m^q} n_1^q m^q n_0^{1 + \sum_{k_i \text{ odd}} \frac{k_i-1}{2} + \sum_{k_i \text{ even}} \frac{k_i-2}{2}} = \frac{\psi^{1-q}}{n_0^{\frac{\#k_i \text{ even}}{2}}}.$$

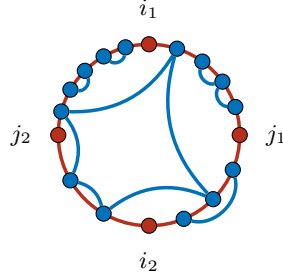


Figure 11: Admissible graph in the case of a polynomial with  $(k_1, k_2, k_3, k_4) = (4, 3, 2, 5)$ .

This contribution can be understood in the following way: apart from the normalization, we have to choose the  $q$   $i$ -indices, the  $q$   $j$ -indices, the  $\ell$ -indices. In the case of an odd monomial, we choose the  $l$ -index from the cycle, and those  $l$ -indices corresponding to a perfect matching in the rest of the niche. If the monomial is even, we can only perform a perfect matching on  $(k_i - 2)/2$  of the remaining vertices as we need to match one vertex elsewhere by the centering. The number of  $l$ -indices follows. Thus, if we consider the contribution of cycles of size  $q > 1$  for the polynomial  $P = \sum \frac{a_k}{k!} (X^k - k!! \mathbb{1}_{k \text{ even}})$ , we get the following asymptotic expansion for the moments

$$\begin{aligned}
 (3.16) &= \frac{1 + \mathcal{O}\left(\frac{1}{\sqrt{n_0}}\right)}{n_1 m^q} \sum_{\substack{k_1, \dots, k_{2q} \\ k_i \text{ odd}}} \left[ \prod_{i=1}^{2q} \frac{a_{k_i}}{k_i!} \right] \frac{1}{n_0^{\sum_{i, k_i \text{ odd}} \frac{k_i}{2}}} n_1^q m^q n_0^{1 + \sum_{i, k_i \text{ odd}} \frac{k_i - 1}{2}} \prod_{i, k_i \text{ odd}} (\sigma_w \sigma_x)^{k_i} k_i (k_i - 1)!! \\
 &= \psi^{1-q} \left( \sum_{k \text{ odd}} a_k (\sigma_w \sigma_x)^k k (k - 1)!! \right)^{2q} \left( 1 + \mathcal{O}\left(\frac{1}{\sqrt{n_0}}\right) \right) = \psi^{1-q} \theta_2^q(f) + \mathcal{O}\left(\frac{\theta_2^q(f)}{\sqrt{n_0}}\right),
 \end{aligned}$$

as we now explain, in the case of a cycle consisting of two edges decorated by  $k_1$  and  $k_2$  blue vertices, there are three different possibilities:

- (i)  $k_1$  and  $k_2$  are odd:  $(\sigma_x \sigma_w)^{k_1 + k_2} (k_1 + k_2)!!$ .
- (ii)  $k_1$  and  $k_2$  are even:  $(\sigma_w \sigma_x)^{k_1 + k_2} ((k_1 + k_2)!! - k_1!! k_2!!)$ .
- (iii)  $k_1$  is even and  $k_2$  is odd: the leading term in the asymptotic expansion is of order  $n_0^{-1/2}$ .

Thus, the 1-moment for  $f$  a polynomial is

$$\begin{aligned}
 \sum_{\substack{k_1, k_2=1 \\ k_1 + k_2 \text{ even}}}^K \left( \frac{a_{k_1} a_{k_2}}{k_1! k_2!} (\sigma_w \sigma_x)^{k_1 + k_2} ((k_1 + k_2)!! - k_1!! k_2!! \mathbb{1}_{k_1 \text{ even}}) + \mathcal{O}\left(\frac{(k_1 + k_2)(k_1 + k_2 - 1)!!}{\sqrt{n_0} k_1! k_2!}\right) \right) \\
 = \theta_1(f) + \mathcal{O}\left(\frac{K}{\sqrt{n_0}}\right)
 \end{aligned}$$

where we used the fact that for any  $k_1$  and  $k_2$ ,  $(k_1 + k_2)!! / (k_1! k_2!)$  is bounded. While these analysis work in the case of a single cycle, we can do the same generalization to any admissible graphs as before. Thus we get the following  $q$ -moment in the case of a polynomial

$$m_q := \frac{1}{n_1} \mathbb{E} [\text{Tr} M^q] = (1 + o(1)) \sum_{I_i, I_j=0}^q \sum_{b=0}^{I_i + I_j + 1} \mathcal{A}(q, I_i, I_j, b) \theta_1^b(f) \theta_2^{q-b}(f) \psi^{I_i + 1 - q} \phi^{I_j}.$$

### 3.4. Convergence of moments in probability

In the previous subsection, we proved convergence of the expected moments of the empirical eigenvalue distribution. In order to prove convergence of the actual moments of this distribution we do as in the proof of Wigner's theorem.

**Lemma 3.4.** *Let  $f(x) = \sum_k^K a_k x^k$  be a polynomial activation function and consider the associated matrix  $M$  with empirical eigenvalue distribution  $\mu_{n_1}$ . Denote by  $m_q$  the moments*

$$m_q = \frac{1}{n_1} \sum_{i=1}^{n_1} \lambda_i^q = \frac{1}{n_1} \text{Tr } M^q \quad \text{and} \quad \bar{m}_q = \mathbb{E}[m_q]$$

we then have, for any  $\varepsilon > 0$ ,

$$\mathbb{P}(|m_q - \bar{m}_q| > \varepsilon) \xrightarrow[n_1 \rightarrow \infty]{} 0. \quad (3.17)$$

Actually, we even have that

$$\text{Var } m_q = \mathcal{O}\left(\frac{(q^2 K^2 + q^4) C^q}{n_1^2}\right)$$

for some constant  $C$ .

*Proof.* We can write the variance of the moments in the following way

$$\text{Var } m_q = \mathbb{E}\left[\left(\frac{1}{n_1} \text{Tr } M^q\right)^2\right] - \bar{m}_q^2 = \frac{1}{n_1^2} \sum_{\mathcal{G}_1, \mathcal{G}_2} \sum_{\ell_1, \ell_2} \mathbb{E}[M_{\mathcal{G}_1}(\ell_1) M_{\mathcal{G}_2}(\ell_2)] - \mathbb{E}[M_{\mathcal{G}_1}(\ell_1)] \mathbb{E}[M_{\mathcal{G}_2}(\ell_2)]$$

with  $\mathcal{G}_p = (G_p, \mathbf{i}_p, \mathbf{j}_p)$  are labeled graphs with the  $i$ -labels and  $j$ -labels given respectively by  $\mathbf{i}_p, \mathbf{j}_p$ . For a given labeled graph  $\mathcal{G} = (G, \mathbf{i}, \mathbf{j})$  and a matching  $\ell$ , the notation  $M_{\mathcal{G}}(\ell)$  corresponds to the following product after expansion

$$M_{\mathcal{G}}(\ell) = \sum_{k_1, \dots, k_{2q}=1}^K \frac{a_{k_1} \dots a_{k_{2q}}}{m^q n_0^{\sum k_i/2}} \prod_{p=1}^{k_1} W_{i_1 \ell_p^1} X_{\ell_p^1 j_1} \prod_{p=1}^{k_2} W_{i_2 \ell_p^2} X_{\ell_p^2 j_1} \dots \prod_{p=1}^{k_{2q}} W_{i_1 \ell_p^{2q}} X_{\ell_p^{2q} j_q}.$$

Now, note that the shape of the graph and the possible expansion of the polynomial  $f$  does not depend on  $n_0, n_1$  or  $m$ . See also that the previous considerations still hold and the dominant term can only be given by admissible graphs where the polynomial expansion consist only of odd monomials.

By independence of the matrix entries  $W$  and  $X$  and by the definition of the variance as a sum on pairs of graphs, we only need to consider graphs  $\mathcal{G}_1, \mathcal{G}_2$  which share a common edge  $X_{\ell_j}$  or  $W_{i_\ell}$  for some  $i, j$ , and  $\ell$ . Suppose that  $\mathcal{G}_1$  and  $\mathcal{G}_2$  have  $2q$  edges. For simplicity and to explain the computation, we suppose that they are both a cycle and  $f$  is an odd monomial  $x^k$ . Note that the generalization comes from the fact that admissible graphs are a tree of cycles and non-admissible graphs are of lower order from (3.14). If we suppose that the coincidence between the two graphs comes from an  $i$ -label and a  $\ell$ -label, in other words an entry  $W_{i_\ell}$ , we have different possibilities.

The first case consists in taking the two *red* cycles and attaching them at a fixed vertex  $i_0$ . We then perform an identification cross-cycle as in Figure 6 in order to match two entries  $W_{i_0 \ell_0}$  together from  $\mathcal{G}_1$  and  $\mathcal{G}_2$ . Once these  $W$  entries are matched, note that the corresponding  $X$  entries have not been matched yet since we have performed an identification between two distinct niches adjacent to  $i_0$ . We then need to identify this vertex with another vertex from an adjacent niche (and then creating a *blue* cycle going over the whole *red* cycle) or to another vertex in the same niche. Finally, it can be seen as simply performing the dominant matching into each graph, identifying two  $i$  indices and

then identifying two *blue* edges from niches adjacent to  $i$ . Finally we can compute the contribution of these graphs in the covariance as

$$\sum_{\ell_1, \ell_2} \text{Cov}^{(1)}(M_{\mathcal{G}_1}(\ell_1), M_{\mathcal{G}_2}(\ell_2)) = \mathcal{O} \left( q^2 k^2 \psi^{1-2q} \theta_2(f)^{2q} \left( \frac{\mathbb{E}W_{11}^4}{\sigma_w^4} - 1 \right) \right)$$

Indeed, in each graph we perform the typical matching corresponding to a *blue* cycle going over every niche and perfect matchings between the remaining indices in each niche. Now the fact that we identify two  $W_{i_0 \ell_0}$  entries create a moment of order 4 when we compute  $\mathbb{E}[M_{\mathcal{G}_1} M_{\mathcal{G}_2}]$ . we then have to count the number of possible choices for indices: we have  $n_1^{2q-1}$  choices for the  $i$  indices as we identify two from  $\mathcal{G}_1$  and  $\mathcal{G}_2$ ,  $m^{2q}$  for the  $j$  indices,  $n_0^{2+4q(k-1)/2-1}$  choices for the  $\ell$  indices (2 cycles,  $4q$  niches and an identification between the two graphs). Taking into account the normalization  $m^{-2q} n_0^{-2kq}$ , this yields a factor  $\psi^{1-2q}$  asymptotically. In the same way, for general polynomial and admissible graphs, for such an identification we would obtain that

$$\frac{1}{n_1^2} \sum_{\mathcal{G}_1, \mathcal{G}_2} \sum_{\ell_1, \ell_2} \text{Cov}^{(1)}(M_{\mathcal{G}_1}(\ell_1), M_{\mathcal{G}_1}(\ell_1)) = \mathcal{O} \left( \frac{q^2 k^2}{n_1^2 \psi} \left( 1 - \frac{\phi}{\psi} \right) m_q^2 \left( \frac{\mathbb{E}W_{11}^4}{\sigma_w^4} - 1 \right) \right) = \mathcal{O} \left( \frac{q^2 k^2 C^q}{n_1^2} \right)$$

for some  $C > 0$ . Indeed, we get the  $q^2 k^2$  from the choices for the edge we want to identify between the two graphs, the constant factor in  $\phi$  and  $\psi$  consists in the choice of choosing a  $\{i, \ell\}$  edge or a  $\{j, \ell\}$  edge. Then the previous computation in the case of a cycle can be generalized to all graphs as the construction only involves one cycle in each graph. For the second equality we used (3.19) proved in the next subsection.

The second case consists in identifying two *red* vertices in each graph. We need to choose two *red* vertices belonging to the same cycle in each graph and we identify the pair from one graph to the other pair. The whole graph  $\mathcal{G}$  created by this construction is not admissible as we have two identifications and two fundamental cycles. We thus need to choose the fundamental cycles.

The fundamental cycles we choose for this *red* graph are given by the cycles between the two vertices with edges belonging to both graphs in each cycle. Since we need to choose a pair of vertices in each graph we have  $q^4$  choices. In each fundamental cycles, we perform the typical *blue* matching and we have an edge between a niche from  $\mathcal{G}_1$  and a niche from  $\mathcal{G}_2$  (corresponding to the cycle going over every niche for instance). Thus we have a common  $W$  or  $X$  entry between the two graphs and the contribution in the covariance does not vanish. Considering the  $q^4$  choices for the *red* vertices, we can see that we have

$$\frac{1}{n_1^2} \sum_{\mathcal{G}_1, \mathcal{G}_2} \sum_{\ell_1, \ell_2} \text{Cov}^{(1)}(M_{\mathcal{G}_1}(\ell_1), M_{\mathcal{G}_2}(\ell_2)) = \mathcal{O} \left( \frac{q^4 C^q}{n_1^2} \right).$$

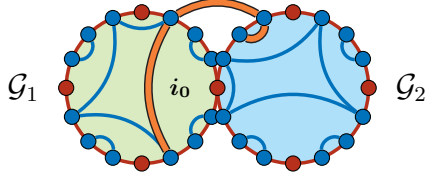
We have the same power of  $n_1$  as the lose a choice of *red* vertex index (since we choose two in each graph) but we gain a choice of *blue* vertex (since we do not perform additional identifications). Finally, we obtain that

$$\text{Var } m_q = \mathcal{O} \left( \frac{(q^2 k^2 + q^4) C^q}{n_1^2} \right).$$

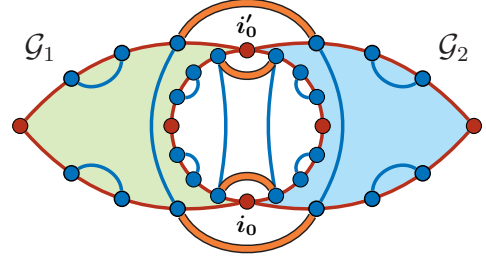
Using Bienaymé-Chebyshev inequality, one easily deduces (3.17).  $\square$

### 3.5. From bounded to sub-Gaussian random variables

We performed the computation of the limiting expected moments and of the covariance in the case of bounded random variables. However, note that while high moments of  $W$  or  $X$  can appear in the



(12.1) In this figure, the two highlighted cycles correspond to the graph  $\mathcal{G}_1$  and  $\mathcal{G}_2$  which are attached to a common vertex  $i_0$ . We perform a typical *blue* matching in each graph and then add an identification between the two graphs. The highlighted edges in orange corresponds the common edges between the two graphs which raise a moment of order 4.



(12.2) In this figure, the two highlighted cycles correspond to the graph  $\mathcal{G}_1$  and  $\mathcal{G}_2$  which are attached to two vertices  $i_0$  and  $i'_0$ . The graph is non-admissible and we choose the fundamental cycles so that neither  $\mathcal{G}_1$  or  $\mathcal{G}_2$  are fundamental cycles. The typical matching in the chosen cycles create common edges between the two graphs highlighted in orange in the figure. Note that in this case we do not obtain moments of order 4.

error terms, as in (3.8), (3.10) and (3.12) we have the following bound for our moments

$$\mathbb{E} [|X_{11}|^k] \leq C^k k^{k/\alpha}$$

for some constant  $C$  and the same bound holds for the entries of  $W$ . Thus it consists simply in taking all the errors and replacing  $A$  by  $k^{1/\alpha}$ . Since we always compare in the errors (3.8), (3.10) and (3.12) powers of  $A$  to powers of  $n_1$ , and  $k$  is of order  $\frac{\log n_1}{\log \log n_1}$  all the errors are still a  $o(1)$ .

### 3.6. Weak convergence of the empirical spectral measure

In this subsection, we show that the sequence given by the limiting moments of the empirical eigenvalue distribution  $\mu_{n_1}$  characterize a compactly supported measure  $\mu$ .

**Lemma 3.5.** *There exists a measure  $\mu$  such that for any  $q \in \mathbb{N}$ , defining the sequence*

$$\mathfrak{m}_q := \sum_{I_i, I_j=0}^q \sum_{b=0}^{I_i+I_j+1} \mathcal{A}(q, I_i, I_j, b) \theta_1(f)^b \theta_2(f)^{q-b} \psi^{I_i+1-q} \phi^{I_j} \quad (3.18)$$

we have

$$\int x^q d\mu(x) = \mathfrak{m}_q.$$

Besides, the measure  $\mu$  is characterized by this sequence of moments and compactly supported.

*Proof.* This is simply a consequence of Carleman's condition. Indeed, We have a simple bound for the moment  $\mathfrak{m}_q$ , namely, there exists a constant  $C$  such that

$$\mathfrak{m}_q \leq C^q. \quad (3.19)$$

In particular, note that we have

$$\sum_{q=1}^{\infty} \frac{1}{\mathfrak{m}_{2q}^{1/2q}} = \infty$$

which guarantee this sequence of moments to be moments of a probability measure  $\mu$  and the condition above is sufficient to say that the measure is determinate or characterized by its moments. Note that the bound (3.19) also gives that the measure has compact support. It thus remains to show (3.19), this comes from a bound on the total number of unlabeled cactus graphs. Indeed, it has been shown that regardless of the number of identifications or simple cycles, we have the following asymptotic for  $\Theta(q)$  the number of unlabeled cactus graphs with  $q$  vertices from [FU56], there exists numerical constants  $\delta > 0$  and  $\xi > 1$  such that

$$\Theta(q) \sim \frac{3\delta}{4\sqrt{\pi}} \frac{\xi^{q+3/2}}{q^5}.$$

Now using this asymptotic, we know that for a large constant  $C$  we have the bound (3.19).  $\square$

Now, since we know that  $\mu$  is a determinate measure, and we have the convergence of expected moments with the variance bound from Lemma 3.4. We have the corresponding almost sure weak convergence

**Theorem 3.6.** *For any continuous bounded function  $g$  we have*

$$\int g d\mu_{n_1} \xrightarrow{n_1 \rightarrow \infty} \int g d\mu \quad \text{almost surely.}$$

### 3.7. Recursion relation for the Stieltjes transform

Consider the Stieltjes transform of the limiting empirical eigenvalue distribution of  $M$  defined by Lemma 3.5,

$$G(z) = \int \frac{d\mu(x)}{x - z}.$$

One can also write it as the following generating function of moments, since from the bound (3.19) the following equality makes sense at least on a neighborhood of infinity,

$$G(z) = \frac{1}{z} + \sum_{q=1}^{\infty} \frac{\mathfrak{m}_q}{z^{q+1}}.$$

Using that

$$\mathfrak{m}_q = \psi^{1-q} \sum_{I_i, I_j=0}^q \sum_{b=0}^{I_i+I_j+1} \mathcal{A}(q, I_i, I_j, b) \theta_1^b(f) \theta_2^{q-b}(f) \psi^{I_i} \phi^{I_j},$$

one can write the Stieltjes transform as

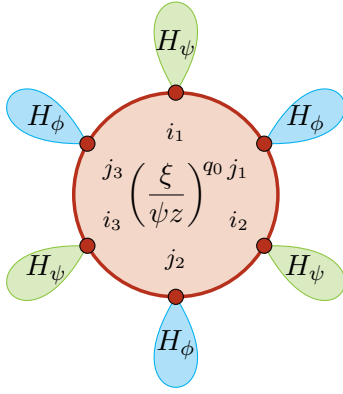
$$G(z) = \frac{1-\psi}{z} + \frac{\psi}{z} H(z) \quad \text{with} \quad H(z) = \sum_{q=0}^{\infty} \frac{1}{(\psi z)^q} \sum_{I_i, I_j=0}^q \sum_{b=0}^{I_i+I_j+1} \mathcal{A}(q, I_i, I_j, b) \theta_1^b(f) \theta_2^{q-b}(f) \psi^{I_i} \phi^{I_j}.$$

Fix a vertex  $v$  and denote  $q_0$  the length of one of the fundamental cycles containing  $v$ . Suppose first that we have  $q_0 > 1$ , this cycle contains  $2q_0$  edges with  $q_0$  vertices labeled with  $i$  and  $q_0$  vertices labeled with  $j$ . On each vertex labeled with  $i$ , either a graph is attached and we have a  $i$ -identification on this vertex, or nothing is attached. Thus, considering the formula above, we have that the contributions for identifications for each vertex is

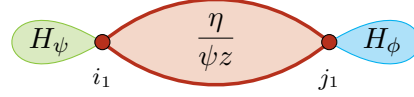
$$H_\psi(z) := 1 - \psi + \psi H(z) \quad \text{for } i\text{-labels and} \quad H_\phi(z) := 1 - \phi + \phi H(z) \quad \text{for } j\text{-labels.}$$

Also, one can see in the leading order of the moment that a cycle of length  $q_0$  give a contribution of  $\left(\frac{\xi}{\psi z}\right)^{q_0}$ . Now, if the cycle is of length 1, in the same way, there is a single  $i$ -labeled vertex and a single  $j$ -labeled vertex which can give a contribution of  $H_\psi$  and  $H_\phi$  but the contribution of a simple cycle is not given in terms of  $\xi$  but by  $\frac{\eta}{\psi z}$ . Thus, we have the following recursion relation for  $H$ ,

$$\begin{aligned} H(z) &= 1 + \frac{H_\phi(z)H_\psi(z)\theta_1}{\psi z} + \sum_{q_0=2}^{\infty} \left( \frac{H_\phi(z)H_\psi(z)\theta_2}{\psi z} \right)^{q_0} \\ &= 1 + \frac{H_\phi(z)H_\psi(z)(\theta_1 - \theta_2)}{\psi z} + \frac{H_\phi(z)H_\psi(z)\theta_2}{\psi z - H_\phi(z)H_\psi(z)\theta_2}. \end{aligned}$$



(13.1) Contributions for the recursion formula in the case of a large cycle ( $q_0 = 3$ )



(13.2) Contribution for the recursion formula in the case of a simple cycle.

## 4. Polynomial approximation for general activation function

In this section, we now we now allow the activation function to belong to a wider class, thus proving Theorem 2.1. Note that for simplicity, we consider  $\sigma_w = \sigma_x = 1$  but the general case is true by a simple scaling argument.

*Proof of Theorem 2.1.* We begin by defining the following polynomial which approximates  $f$  up to a constant, for  $x \in \mathbb{R}$  we define

$$P_k(x) := \sum_{j=1}^n f^{(j)}(0) \frac{x^j - j!!}{j!} = \sum_{j=0}^k f^{(j)}(0) \frac{x^j}{j!} - a_n \quad \text{with} \quad a_n = \sum_{j=0}^k f^{(j)}(0) \frac{j!!}{j!} \quad (4.1)$$

with the convention that  $j!! = 0$  for  $j$  odd and  $0!! = 1$ . This choice is made so that the polynomial is centered with respect to the Gaussian distribution. Thus, using Taylor's theorem, we obtain the following approximation for any  $A > 0$

$$\sup_{x \in [-A, A]} |(f(x) - a_{k-1})(x) - P_{k-1}(x)| \leq C_f \frac{A^{(1+c_f)k}}{k!} \quad (4.2)$$



Now, we compare the Hermitized version of our matrix  $M$ , if we define

$$Y^{(a_k)} = f\left(\frac{WX}{\sqrt{n_0}}\right) - a_k, \quad \text{and} \quad Y_k = P_k\left(\frac{WX}{\sqrt{n_0}}\right), \quad (4.3)$$

we want to control the following  $(m + n_1) \times (m + n_1)$  symmetric matrix

$$\mathcal{E} = \frac{1}{\sqrt{m}} \begin{pmatrix} 0 & Y^{(a_{k-1})} - Y_k \\ (Y^{(a_{k-1})} - Y_k)^* & 0 \end{pmatrix}. \quad (4.4)$$

If we consider the spectral radius of this matrix  $\rho(\mathcal{E})$ , we have the following bound

$$\rho(\mathcal{E}) \leq \frac{1}{\sqrt{m}} \max \left\{ \max_{1 \leq i \leq n_1} \sum_{j=1}^m \left| (Y^{(a_{k-1})} - Y_k)_{ij} \right|, \max_{1 \leq i \leq m} \sum_{j=1}^{n_1} \left| (Y^{(f-a_{k-1})} - Y^{(P_{k-1})})_{ji} \right| \right\}. \quad (4.5)$$

Now consider the event, for  $\delta_1 \in (0, \frac{1}{2})$ ,

$$\mathcal{A}_{n_1}(\delta_1) = \bigcap_{1 \leq i \leq n_1} \bigcap_{1 \leq j \leq m} \left\{ \left| \left( \frac{WX}{\sqrt{n_0}} \right)_{ij} \right| \leq (\log n_1)^{1/2+\delta_1} \right\}. \quad (4.6)$$

On this event, we have, considering the approximation (4.2),

$$\rho(\mathcal{E}) \leq C_f \sqrt{m} \frac{(\log n_1)^{k(1/2+\delta_1)(1+c_f)}}{k!}.$$

We thus need to consider  $k$  such that the right hand side of the previous inequality goes to zero. We can then take

$$k \geq c_0 \frac{\log n_1}{\log \log n_1} \quad \text{with} \quad c_0 > \frac{1}{2(1 - (1 + c_f)(\frac{1}{2} + \delta_1))}. \quad (4.7)$$

We obtain, by using Stirling formula, that there exists a  $\delta_2 > 0$  such that for any  $\varepsilon > 0$  we have

$$\rho(\mathcal{E}) = \mathcal{O} \left( \frac{n_1^\varepsilon}{n_1^{\delta_2}} \right).$$

By taking  $\varepsilon$  small enough we then see that, on the event  $\mathcal{A}_{n_1}(\delta_1)$  and with  $k$  as in (4.7),  $\rho(\mathcal{E}) \rightarrow 0$ . It remains to see that the event  $\mathcal{A}_{n_1}(\delta_1)$  occurs with high probability which comes from the assumption on the entries  $W_{ij}$  and  $X_{ij}$ . Indeed,

$$\begin{aligned} \mathbb{P}(\mathcal{A}_{n_1}(\delta_1)^c) &= \mathbb{P} \left( \text{there exist } i, j \text{ such that } \left| \left( \frac{WX}{\sqrt{n_0}} \right)_{ij} \right| > (\log n_1)^{1/2+\delta_1} \right) \\ &\leq n_1 m \mathbb{P} \left( \left| \left( \frac{WX}{\sqrt{n_0}} \right)_{11} \right| > (\log n_1)^{1/2+\delta_1} \right) \\ &\leq C n_1 m e^{-(\log n_1)^{1+2\delta_1}/2} \end{aligned}$$

which goes to zero faster than any polynomial in  $n_1$ . Thus, since we know the limiting empirical eigenvalue distribution of the matrix  $M$  constructed with the centered polynomial  $P_n$  as activation function, we know the limiting distribution for  $M$  constructed with  $f - a_k$  instead. But if we denote  $\mathbf{e}_p = {}^t(1, \dots, 1) \in \mathbb{R}^p$  we have that

$$Y^{(a_k)} - Y = a_k \mathbf{e}_{n_1} {}^t \mathbf{e}_m. \quad (4.8)$$

Hence,  $Y^{(a_k)}$  is just a rank one deformation of  $Y$  and we know by the rank inequalities (see [BS10] for instance) that they have the same limiting empirical eigenvalue distribution.  $\square$

## 5. Behavior of the largest eigenvalue

### 5.1. Convergence of the largest eigenvalue to the edge of the support

In this section we show that the largest eigenvalue of  $M$  sticks to the support of  $\mu$ . We denote by  $u_+$  the top edge of this support. This is the statement of the following theorem.

**Theorem 5.1.** *Let  $M$  be constructed as in (2.6) and denote  $\lambda_1$  its largest eigenvalue. Then*

$$\lambda_1 \xrightarrow[n_1 \rightarrow \infty]{} u_+ \quad \text{in probability.}$$

The proof of Theorem 5.1 is again based on a preliminary polynomial approximation of  $f$ . Note that as in the previous section we will take  $\sigma_w = \sigma_x = 1$  for simplicity of writing. One considers the centered Taylor-Lagrange approximation polynomial  $P_k$  defined in (4.1) and consider also  $Y^{(a_k)}$  and  $Y_k$  defined in (4.3). Define then

$$R_k := \frac{1}{m} Y^{(a_k)} (Y^{(a_k)})^* - \frac{1}{m} Y_k Y_k^*. \quad (5.1)$$

The spectral radius of  $R_k$  can be bounded from above on the very high probability event  $\mathcal{A}_{n_1}(\delta_1)$  defined in (4.6) by

$$\rho(R_{k-1}) \leq C_f \sqrt{m} \frac{(\log n_1)^{(1+c_f)(1/2+\delta_1)k}}{k!}. \quad (5.2)$$

The above goes to 0 as  $n_0$  tends to infinity provided that  $k \geq c_0 \frac{\log n_1}{\log \log n_1}$  for a constant  $c_0 > 1$ . From now on, we fix such a degree  $k$  for the approximation. Then, the largest eigenvalue of  $Y^{(a_k)} (Y^{(a_k)})^* / m$  will be suitably approximated by that of  $M_k = Y_k Y_k^* / m$ .

Our next task is to show that the largest eigenvalue of  $M_k$  cannot exceed  $u_+ + \delta$  for any  $\delta > 0$  with probability arbitrarily close to 1. This is done in the next proposition using the method of high moments [FK81] and Markov's inequality :

$$\mathbb{P}(\lambda_1(M_k) > u_+ + \delta) \leq \frac{\mathbb{E} \text{Tr } M_k^{2q}}{(u_+ + \delta)^{2q}}. \quad (5.3)$$

**Proposition 5.2.** *Let  $0 < \alpha_1 < \alpha_2$  and  $q = q(n_1)$  a sequence such that  $q(n_1) \leq (\log n_1)^{1+\alpha_1}$ . Assume that  $k \leq k_0 := \frac{1}{1+\alpha_2} \frac{\log n_1}{\log \log n_1}$ , then*

$$\mathbb{E} [\text{Tr } M_k^{2q}] = n_1 \mathfrak{m}_{2q}(P_k) (1 + o(1)).$$

Assume that  $k \geq k_0$ , then there exists a constant  $C > 0$  such that

$$\mathbb{E} [\text{Tr } M_k^{2q}] \leq n_1 \mathfrak{m}_{2q}(P_{k_0}) (1 + o(1))$$

where  $\mathfrak{m}_q$  is defined as (3.18) and  $\mathfrak{m}_{2q}(P_{k_0})$  denotes the moment where the activation function is given by  $P_{k_0}$ .

*Proof.* We know that for  $q$  up to order  $(\log n_1)^{1+\alpha_1}$  and  $k < k_0$  we have that

$$\overline{m}_{2q}^{(P_k)} = \mathfrak{m}_{2q}(P_k) (1 + o(1))$$

which gives the first result of the proposition. This comes from Section 3 and in particular the bound (3.13) which gives that our convergence of moments is true up to  $q$  and  $k$  such that  $q^k \ll n_0$  which holds for our choice of  $q$  and  $k$ .

However, in order to obtain the correct polynomial approximation we need the degree  $k$  to be larger than  $\frac{\log n_1}{\log \log n_1}$ , this is not a problem because of our choice of polynomial. Indeed, for such high degrees, the  $k!$  normalization makes the contribution of very high degrees vanish. This can be seen, for instance, by looking at the parameters  $\theta_1$  and  $\theta_2$  where the polynomial appears in the moment and in the errors. Consider  $k > k_0$ , then we can write, if we normalize so that the variances are equal to 1,

$$\theta_1(P_k) = \mathbb{E} [P_k(\mathcal{N})^2] = \mathbb{E} [(P_k(\mathcal{N}) - P_{k_0}(\mathcal{N}))^2] + \mathbb{E} [P_{k_0}(\mathcal{N})^2] + 2\mathbb{E} [P_{k_0}(\mathcal{N})(P_k(\mathcal{N}) - P_{k_0}(\mathcal{N}))]$$

where  $\mathcal{N}$  is a standard Gaussian random variable. By the Cauchy-Schwarz inequality, we now simply need to bound the first term,

$$\mathbb{E} [(P_k(\mathcal{N}) - P_{k_0}(\mathcal{N}))^2] = \sum_{\substack{i,j=k_0+1 \\ i+j \text{ even}}}^k a_i a_j \frac{(i+j)!!}{i!j!}$$

which goes to zeros exponentially by Stirling's formula. Thus we can see that we have for any  $D > 0$ ,

$$\theta_1(P_k) = \theta_1(P_{k_0}) + \mathcal{O}(N^{-D})$$

and the same thing holds for  $\theta_2(P_k)$ . In the leading order of the moment, this is the only part where the polynomial intervene since the admissible graphs do not depend on the activation function. However, since we choose  $k$  large, actually large enough for  $q^k \gg n_0$ , we need to check that the errors do not explode and actually vanish for  $f_{k_0} = \sum_{i>k_0} \frac{a_i}{i!} x^k$ . We see from the previous analysis that the largest error comes from (3.14), for such a polynomial  $f_{k_0}$ , we can see that we thus need to bound the two quantities for  $k_i, k_j > k_0$

$$\frac{k_i(k_i-1)!!}{k_i!} \frac{q^{k_i}}{n_0} \quad \text{and} \quad \frac{(k_i+k_j)!!}{k_i!k_j!} \frac{q^{k_i+k_j}}{n_0}.$$

We bound the first one but the second one can be bounded in the same way. Note that these bound comes from the two different behaviors in the case of a cycle of length 2 and larger cycles. Now using Stirling's formula we can see that

$$\frac{k_i(k_i-1)!!}{k_i!} \frac{q^{k_i}}{n_0} = \mathcal{O} \left( \frac{\sqrt{k_i}}{n_0} \left( \sqrt{e} \frac{q}{\sqrt{k_i}} \right)^{k_i} \right).$$

This bound is decreasing in  $k_i$  so that we need to check its order for  $k_i = k_0 = \frac{1}{1+\alpha_2} \frac{\log n_1}{\log \log n_1}$ . And we obtain the following bound,

$$\frac{k_i(k_i-1)!!}{k_i!} \frac{q^{k_i}}{n_0} = \mathcal{O} \left( \frac{\psi(n_1)}{n_1^{-\frac{1+2(\alpha_2-\alpha_1)}{2(1+\alpha_2)}}}} \right),$$

with the function  $\psi$  given by

$$\psi(n_1) = \sqrt{\frac{1}{1+\alpha_2} \frac{\log n_1}{\log \log n_1}} \left( \frac{e}{1+\alpha_2} \log \log n_1 \right)^{\frac{1}{2(1+\alpha_2)} \frac{\log n_1}{\log \log n_1}} = \mathcal{O}(n_1^\varepsilon),$$

for any  $\varepsilon > 0$ . Thus, recalling that  $\alpha_2 > \alpha_1$  we have that for any  $\varepsilon > 0$ ,

$$\frac{k_i(k_i-1)!!}{k_i!} \frac{q^{k_i}}{n_0} = \mathcal{O} \left( \frac{n_1^\varepsilon}{n_1^{-\frac{1+2(\alpha_2-\alpha_1)}{2(1+\alpha_2)}}}} \right) = o(1),$$

by taking  $\varepsilon$  small enough. □

*Proof of Theorem 5.1.* First, see that we know from the convergence of the empirical eigenvalue distribution that for any  $\delta > 0$ ,

$$\mathbb{P}(\lambda_1(M_k) < u_+ - \delta) \rightarrow 0.$$

Now, for the other inequality we saw from (5.3) that we simply need to bound  $\mathbb{E} \text{Tr } M_k^{2q}$  using Proposition 5.2. We can see that even for  $k > \frac{\log n_1}{\log \log n_1}$ , we have the bound  $\overline{m}_{2q}^{(P_k)} \leq 2u_+^{2q}$  from Proposition 5.2. Now, injecting this bound for the control of the largest eigenvalue we have that

$$\mathbb{P}(\lambda_{n_1}(M_k) > u_+ + \delta) \leq 2n_1 \left( \frac{u_+}{u_+ + \delta} \right)^{2q} \xrightarrow{n_1 \rightarrow \infty} 0.$$

Thus the convergence of the largest eigenvalue of  $M_k$  to the edge of the support implies the convergence of the largest eigenvalue of  $Y^{(a_k)}$ , by the bound of the spectral radius from (5.2). Now, in order to control the largest eigenvalue of  $M = YY^*/m$ , we note it is a rank one perturbation of  $Y$  by (4.8). Such a perturbation can possibly change the behavior of the largest eigenvalue but the perturbation here is small, indeed since our activation function  $f$  has a zero Gaussian mean, we have that

$$\sum_{j=0}^{\infty} f^{(j)}(0) \frac{j!!}{j!} = \mathbb{E} \left[ \sum_{j=0}^{\infty} f^{(j)}(0) \frac{\mathcal{N}^j}{j!} \right] = \mathbb{E}[f(\mathcal{N})] = 0,$$

with  $\mathcal{N}$  a standard Gaussian random variable. Thus, we have that there exists a  $C > 0$  such that

$$|a_k| = \left| \sum_{j=0}^k f^{(j)}(0) \frac{j!!}{j!} \right| = \left| \sum_{j=k}^{\infty} f^{(j)}(0) \frac{j!!}{j!} \right| \leq \frac{C^{(k-1)}}{(k-1)^{(k-1)/2}}.$$

By Proposition 5.2,  $k$  can be as large as  $c_0 \frac{\log n_1}{\log \log n_1}$  for any  $c_0 > 0$ . In this case we obtain that for any  $\varepsilon > 0$  we have  $a_k = \mathcal{O}(n^{-c_0/2+\varepsilon})$ . Now, we use the Hoffman-Wielandt inequality for singular values to finish, indeed we have

$$\left| \sqrt{\lambda_1(Y^{(a_k)})} - \sqrt{\lambda_1(Y)} \right| \leq \sqrt{\sum_{i=1}^{n_1} \left( \sqrt{\lambda_i(Y^{(a_k)})} - \sqrt{\lambda_i(Y)} \right)^2} \leq \|Y^{(a_k)} - Y\|,$$

with  $\|A\|^2 = \text{Tr } AA^*$ . But since we exactly know our rank one deformation we have that

$$\|Y^{(a_k)} - Y\| = \sqrt{a_k^2 m n_1} = \mathcal{O} \left( \frac{C}{n_1^{c_0/2-2-\varepsilon}} \right).$$

We finally obtain our result by taking  $c_0 > 4 + 2\varepsilon$ . □

## 6. Propagation of eigenvalue distribution through multiple layers

In this section, we study the eigenvalue distribution of the following nonlinear matrix model consisting of the covariance data after passing through several layers of the neural network. It has been conjectured in [PW17] that we have stability of eigenvalue distribution through the layers in the case where  $\theta_2(f) = 0$ . We give here a positive answer to this conjecture with the appropriate normalization and we also obtain a general formula for the moments in the case of going through two layers. The case of a single layer has been considered in Theorems 2.1 and 2.2 where we describe the asymptotic empirical eigenvalue distribution in the one layer case. We explicit a combinatorial formula in the case of going through another layer.

## 6.1. Eigenvalue distribution of $Y^{(2)}$

In the following theorem, we give the moments of the empirical eigenvalue distribution of the matrix

$$M^{(2)} = \frac{1}{m} Y^{(2)} \left( Y^{(2)} \right)^* \in \mathbb{R}^{n_2 \times n_2}, \quad \mu_{n_2}^{(2)} = \frac{1}{n_2} \sum_{i=1}^{n_2} \delta_{\lambda_i^{(2)}} \quad (6.1)$$

where  $\lambda_{n_0}^{(2)} \leq \dots \leq \lambda_1^{(2)}$  are the eigenvalues of  $M^{(2)}$ . Define its expected moments

$$\overline{m}_q^{(2)} := \mathbb{E} \left[ \langle \mu_{n_2}^{(2)}, x^q \rangle \right] = \mathbb{E} \left[ \frac{1}{n_2} \sum_{i=1}^{n_2} \lambda_i^{(2)q} \right].$$

**Theorem 6.1.** *Let  $f = \sum_{k=1}^K \frac{a_k}{k!} (x^k - k!! \mathbf{1}_{k \text{ even}})$  be a polynomial such that (2.4) holds and fix an integer  $q$ . The degree of the polynomial, denoted by  $K$ , can grow with  $n_1$  but we suppose that*

$$K \leq \frac{\log n_1}{\log \log n_1}. \quad (6.2)$$

We then have the following asymptotics

$$\begin{aligned} \overline{m}_q^{(2)} &= (1 + o(1)) \sum_{I_i, I_j=0}^q \sum_{b_0=0}^{I_i+I_j+1} (\psi_0 \psi_1)^{I_i+1-q} \phi^{I_j} \theta_2^{q-b_0}(f) \theta_1^{b_0}(f) \\ &\quad \sum_{\mathbf{m}} \mathcal{A}(q, I_i, I_j, \mathbf{m}, b_0) \prod_{i=2}^q \left( \sum_{I_\ell=0}^i \sum_{b_1=0}^{I_\ell+1} \mathcal{A}(i, I_\ell, 0, b_1) \psi_0^{I_\ell} \left( \frac{\theta_2(f)}{\theta_1(f)} \right)^{i-b_1} \right)^{m_i}. \end{aligned} \quad (6.3)$$

where  $\mathcal{A}(q, I_i, I_j, b)$  denotes the number of admissible graphs with  $2q$  edges,  $I_i$   $i$ -identifications,  $I_j$   $j$ -identifications and  $b$  cycles of length 2 as in Definition 3.2, the sum over  $\mathbf{m} = (m_2, \dots, m_q)$  is over  $q$ -uplets such that  $\sum i m_i = q - b_0$  and  $\sum m_i = I_i + I_j + 1 - b_0$ ,  $\mathcal{A}(q, I_i, I_j, \mathbf{m}, b_0)$  corresponds to the number of admissible graphs with the additional condition that there are  $m_i$  cycles of length  $i$ .

As in the previous section, we first consider the case of an odd monomial of the form  $f(x) = \frac{x^k}{k!}$ . Note that the same argument as Subsection 3.2 gives that the even monomial are subleading so that the contribution of odd monomial gives the leading order in the asymptotic expansion. We can write the entries of  $Y^{(2)}$  as

$$\begin{aligned} Y_{ij}^{(2)} &= \frac{1}{k!} \left( \frac{\sigma_x}{\sqrt{\theta_1(f)}} \frac{W^{(1)} Y^{(1)}}{\sqrt{n_1}} \right)^k = \frac{\sigma_x^k}{n_1^{k/2} k! \theta_1(f)^{k/2}} \left( \sum_{k=1}^{n_1} W_{ik}^{(1)} Y_{kj}^{(1)} \right)^k \\ &= \frac{\sigma_x^k}{n_1^{k/2} k! \theta_1(f)^{k/2}} \sum_{\ell_1, \dots, \ell_k=1}^{n_1} \prod_{p=1}^k W_{i\ell_p}^{(1)} Y_{\ell_p j}^{(1)}. \end{aligned} \quad (6.4)$$

Then, developing the expected moment of the empirical eigenvalue distribution we obtain the following

$$\frac{1}{n_2} \mathbb{E} \left[ \text{Tr} \left( M^{(2)} \right)^q \right] = \frac{1}{n_0 m^q} \mathbb{E} \sum_{i_1, \dots, i_q=1}^{n_2} \sum_{j_1, \dots, j_q=1}^m Y_{i_1 j_1}^{(2)} Y_{i_2 j_1}^{(2)} Y_{i_2 j_2}^{(2)} Y_{i_3 j_2}^{(2)} \dots Y_{i_q j_q}^{(2)} Y_{i_1 j_q}^{(2)}.$$

Thus injecting (6.4) in the previous equation we obtain the following development of the tracial moment of  $M$ :

$$\begin{aligned} & \frac{1}{n_2} \mathbb{E} \left[ \text{Tr} \left( M^{(2)} \right)^q \right] = \\ & = \frac{\sigma_x^{2kq}}{n_2 m^q n_1^{kq} (k!)^{2q} \theta_1(f)^{kq}} \mathbb{E} \sum_{i_1, \dots, i_q}^{n_2} \sum_{j_1, \dots, j_q}^m \sum_{\substack{\ell_1^1, \dots, \ell_k^1 \\ \ell_1^{2q}, \dots, \ell_k^{2q}}}^{n_1} \prod_{p=1}^k W_{i_1 \ell_p^1}^{(1)} Y_{\ell_p^1 j_1}^{(1)} \prod_{p=1}^k W_{i_2 \ell_p^2}^{(1)} Y_{\ell_p^2 j_1}^{(1)} \cdots \prod_{p=1}^k W_{i_1 \ell_p^{2q}}^{(1)} Y_{\ell_p^{2q} j_q}^{(1)}. \end{aligned} \quad (6.5)$$

We call the terms contributing in a non negligible way *typical*. Now, we can give a graphical representation of these terms as in the previous sections. We will see that the contributing graphs are actually the same admissible graphs from Definition 3.2. However, there are less constraints in the choices of the *blue* edges. Indeed, the entries of the matrix  $Y$  are not independent and thus we do not need each entry to be matched with at least another. This constraint however holds for the entries of the matrix  $W^{(1)}$ .

We first suppose that all the  $i$ -labeled vertices and  $j$ -labeled vertices are pairwise distinct and explain the combinatorics in this simpler case. We first perform a matching on the entries of  $W^{(1)}$ . This matching on the  $W^{(1)}$  entries induces one on the entries of  $Y^{(1)}$ . This corresponding joint moment thus induces another graph between  $j$ -labeled and  $\ell$ -labeled vertices. The  $i$ -labeled vertices do not appear in the graph as they corresponded to the entries of  $W^{(1)}$ . This graph can be constructed from the initial graph by seeing which niches a *blue* edge links together. For instance, in Figure 14, we can see that  $\ell_2$  links the same niche adjacent to  $j_2$  while  $\ell_1$  links the niches adjacent to  $j_1$  and  $j_2$ .

We can see that the largest number of distinct  $\ell$  indices we can get is  $kq$  by doing the following:  
- Match at least two indices from different adjacent niches of an  $i$ -label index and perform a perfect matching between the  $2k - 2$  remaining indices. This type of matching gives  $kq$  different  $\ell$  indices and match every  $W^{(1)}$  entry with another. This is illustrated in the leftmost graph in Figure 14. Note that this type of matching gives the most distinct indices but is actually not necessarily typical (see Figure 15 for an illustration) and is not the sole typical configuration.

- Similarly to having possible identifications between  $i$ -labeled and  $j$ -labeled vertices in the single layer case, it is possible to perform identifications between the *blue* edges and obtain something contributing in a non negligible way to the asymptotic expansion (see Figure 16 for an illustration). This behavior is explained in the second step when we develop the entries of  $Y^{(1)}$ .

In Figure 14, we can see that the matching on the initial graph induces another admissible graph. Note that it does not consist in one cycle but in a cycle (in green on the figure) where one attaches to each  $j$ -labeled vertex  $k - 1$  cycles of length 2. However, in Figure 15, we can see that a *blue* matching on the initial cycle which maximizes the number of distinct indices gives a non-admissible graph. This comes from the fact that we have too many edges linking the same two distinct niches.

As we will see, the matching on the final  $(j, \ell)$  graph is subleading if we obtain a non-admissible graph. The following lemma gives us the typical matching on the initial graph. It states that the leading order is actually given by the matchings as in Figure 14.

**Lemma 6.2.** *Consider a cycle of length greater than 2, then the typical matchings on the blue vertices consist in the following:*

- There is a single edge linking two niches adjacent to the same  $i$ -labeled vertex which we call a bridge.
- Remaining edges inside a niche are matched according to a perfect matching.
- We can add identifications between bridges only.

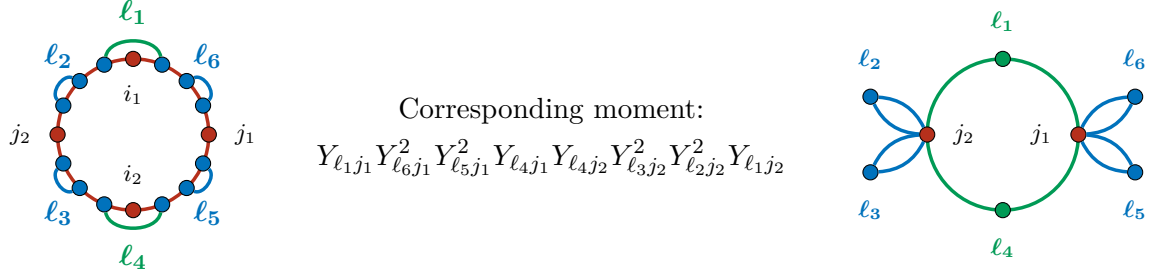


Figure 14: Graph obtained after a *blue* matching in the initial graph. The *green* edges, corresponding to bridges between niches, induce a cycle in the final graph. The remaining edges coming from matched pairs inside a niche create simple cycles attached to  $j$  labeled indices. The basic graph obtained after another step is thus the following: one large cycle coming from bridges between niches and  $k - 1$  simple cycles attached to each  $j$ -labeled vertex.

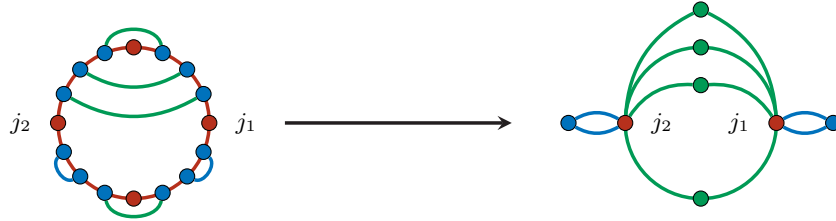


Figure 15: Non-admissible graph obtained after a *blue* matching which induces a maximum number of distinct indices in the initial cycle. We can see that several *green* bridges between the same niches create a non-admissible graph and is thus subleading via the analysis from the previous section.

*If the cycle is of length 2 then we perform a perfect matching between the  $2k$  blue vertices in the cycle.*

*Proof.* The proof is actually given by the construction of the second graph and the fact that admissible graphs are the dominant term in the asymptotic expansion. We first see that any other matching gives a non-admissible second layer graph. Indeed, first see that if we have more than one *bridge* between two distinct niches, we obtain too many paths from the two corresponding  $j$ -labeled indices which breaks the tree structure of an admissible graph. The same reasoning holds for possible identifications between bridges and a matched pairs inside a niche. If we identify two matched pairs inside a niche, we can see via the construction of the graph that it creates double edges as we would obtain an entry of  $Y^{(1)}$  to the power of 4.

However, note that in the cycle of size  $q$ , we can add identifications between the  $q$  *bridges* and still keep the graph admissible. Indeed, one can see that such identifications do not increase the number of paths from a  $j$ -label vertex to another and the tree structure of the graph is conserved. In other words, every edge belongs to a unique cycle. This behavior is illustrated in Figure 16 where we perform identifications between bridges and still obtain an admissible graph.

Now, even if the initial *red* graph is given by one cycle, some matchings on the *blue* vertices can create a non-admissible graph for the second layer as in Figure 15. We now need to show that the contribution of these matchings is also subleading. As in Subsection 3.1.4, we have additional identifications between the vertices and we need to choose the fundamental cycles. Suppose we have  $I_\ell$  identifications between the  $\ell$  vertices. Then if the graph was admissible we would have  $I_\ell + q(k - 1) + 1$

fundamental cycles in the induced graph on  $(j, \ell)$  vertices. Thus, if the graph is non-admissible, we have at most  $I_\ell + q(k-1)$  fundamental cycles.

Let  $m \leq I_\ell + q(k-1)$  be the number of fundamental cycles of the induced graph. We denote by  $\mathcal{C}_1, \dots, \mathcal{C}_b, \mathcal{C}_{b+1}, \dots, \mathcal{C}_m$  its cycles such that if  $\ell(\mathcal{C}_i)$  denotes the length of the cycle  $\mathcal{C}_i$  we have:  $\ell(\mathcal{C}_1) = \ell(\mathcal{C}_b) = 2$  and  $\ell(\mathcal{C}_{b+1}), \dots, \ell(\mathcal{C}_m) > 2$ . One then has that  $\sum_{i=1}^m \ell(\mathcal{C}_i) = 2kq$ . Now, we can count the contribution of such graphs (initial and induced) taking into account the normalization: this is at most

$$\frac{(1 + o(1))}{n_1 m^q n_0^{kq+k^2q}} n_1^q m^q n_0^{kq-I_\ell} n_0^{kb} n_0^{m-b+\frac{k-1}{2} \sum_{i=b+1}^m \ell(\mathcal{C}_i)} = \mathcal{O} \left( \frac{1}{n_0^{(I_\ell+(k-1)q+1)-m}} \right).$$

Indeed one has to choose the  $i$ 's and  $j$ 's vertices in the initial cycle, the  $\ell$  vertices in the initial graph with the constraint that there are  $I_\ell$  identifications. Then, in the induced graph, there are at most  $k$  indices in each cycle of length 2 and  $1 + (k-1)/2\ell(\mathcal{C}_i)$  indices in the cycle  $\mathcal{C}_i$  for  $i > b$ . Thus the contribution is negligible due the constraint that  $m \leq I_\ell + q(k-1)$ .

We have seen also that an error depending on  $k$  comes from the possible multiple cycles of length 2 attached together as in Figure 8. Here this error is slightly bigger since the induced graph has  $2kq$  edges instead of simply  $2q$ . Fix a vertex  $j_0$ , if we match together  $2p$   $\ell$  indices together in the niche adjacent to  $j_0$ , using (3.13), the corresponding error is given by  $\mathcal{O}(n_0(k(2p)^k/n_0)^p)$ . However, up to  $2k$  indices can be matched together so that the contribution of non admissible graphs in this case is given by

$$\sum_{p=2}^k n_0 \left( \frac{k(2p)^k}{n_0} \right)^p = o(1) \quad \text{for } k \leq \frac{\log n}{\log \log n}.$$

It actually decays faster than any polynomial for such  $k$ . □

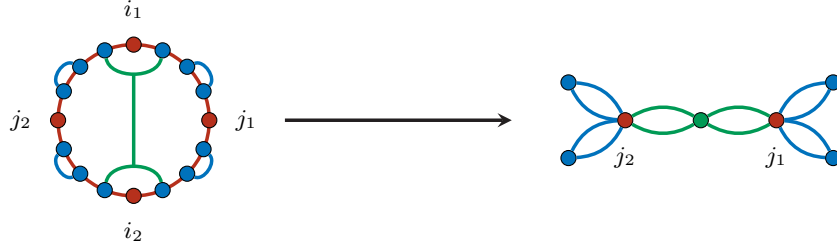


Figure 16: Admissible graph obtained by a matching in the initial graph with an identification between the two *bridges*. While we identified two  $\ell$  vertices, and thus lost an order of  $n_1$ , this matching is still of leading order because we gained a cycle in the induced graph.

We are now able to give the contribution of one cycle, in other words when the  $i$ 's and  $j$ 's are pairwise distinct, through this two layers construction. It consists in first doing a typical matching as in Lemma 6.2 on the initial graph and then perform a typical matching on the induced admissible graph as in Subsection 3.1.2.

**Lemma 6.3.** *The contribution to the expected moment  $\mathbb{E}\langle \mu_{n_2}, x^k \rangle$  of one cycle of size  $q$  is given by the following: if  $q > 1$ ,*

$$E_q(f) = \theta_2^q(f) \sum_{I_\ell=0}^q \sum_{b_1=0}^q \mathcal{A}(q, I_\ell, 0, b_1) \psi_0^{I_\ell+1-q} \psi_1^{1-q} \left( \frac{\theta_2(f)}{\theta_1(f)} \right)^{q-b_1},$$



and if  $q = 1$ ,

$$E_1(f) = \theta_1(f).$$

*Proof.* We begin with the case where  $q = 1$ . Then the cycle has length 2 as in Figure 3.1. The dominant term in the asymptotic expansion consists in performing a perfect matching between all edges from Lemma 6.2. The contribution coming from this first construction (in Lemma 6.2) is given by

$$\frac{\sigma_x^{2k}}{n_2 m n_1^k} n_2 m n_1^k \left( \sigma_w^{2k} (2k)!! \right) = \theta_1(f) (1 + o(1)).$$

This follows from the choices for the  $i$  index, the  $j$  index and the  $\ell$  indices. Now, this construction on the initial graph induces a second graph as in Figure 17. This induced graph is an admissible graph where all  $j$ 's are identified to a single vertex and  $k$  cycles of length 2 are attached to it (corresponding to the  $k$  blue edges in the initial cycle).

Using the same reasoning as before and develop the entries  $Y^{(1)}$  as a product of entries of  $W^{(0)}$  and  $X$ . Since the graph is admissible, the dominant term in the asymptotic expansion corresponds to performing a perfect matching in all cycles of length 2 as in the Section 3 (illustrated in Figure 17). Thus this adds a contribution of

$$\frac{1}{n_0^{k^2} \theta_1(f)^k} n_0^{k^2} \left( \sigma_w^{2k} \sigma_x^{2k} (2k)!! \right)^k = 1 + o(1).$$

Here, the normalization in  $n_0^{-k^2}$  comes from the fact there are  $2k$  entries with a normalization of  $n_0^{-k/2}$ . We then have to choose  $n_0^{k^2}$  indices in the second graph. Finally, we obtain for the final contribution for a cycle of length 2

$$E_1(f) = \theta_1(f) (1 + o(1)).$$

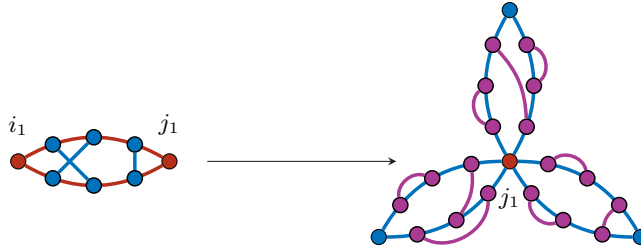


Figure 17: Construction and matching on the second layer graphs from a matching on the initial graph. One can see that the first graph gives a combinatorial factor of  $(2k)!!$  while the second graph gives a factor of  $(2k)!!^k$ .

For the case where  $q > 1$ , we appeal to Lemma 6.2 stating that the typical matchings consist in one bridge between niches, perfect matchings inside the niches and possible identifications between the bridges (as in Figure 16 for instance). Denote the number of identifications among the bridges by  $I_\ell$  and let  $b$  be the number of cycles of length 2 in the induced graph. Hence, one can obtain any admissible graph with  $2q$  edges,  $b$  simple cycles and  $I_\ell$  identifications while there are no additional  $j$ -identifications.

First assume that there are  $I_\ell$  identifications coming from the initial graph. The contribution coming from the first graph is then:

$$\frac{\sigma_x^{2kq} (1 + o(1))}{n_2 m^q n_1^{kq}} n_2^q m^q n_1^{kq - I_\ell} \left( \sigma_w^k k(k-1)!! \right)^{2q} = \frac{1 + o(1)}{n_1^{I_\ell} n_2^{1-q}} \theta_2(f)^q. \quad (6.6)$$

Indeed, there are  $q$  choices for the  $i$ 's and  $j$ 's labels and  $kq - I_\ell$  choices for the  $\ell$  indices. The choices of the bridges between niches gives  $k^{2q}$  and the perfect matchings in the remaining vertices in each niche gives  $(k-1)!!^{2q}$ .

Now, consider any admissible graph with  $I_\ell$  identifications and  $b_0$  cycles of length 2 in the second graph. Note that there are two types of cycles of length 2 in the second layer graph (which is illustrated by having distinct colors in Figure 16). The cycles of length 2 coming from possible identifications between the bridges (in green) and the cycles of length 2 coming from all the matched pairs inside each niche (in blue). These last cycles always appear and do not depend on the shape of the admissible graph coming from the bridges. We set  $b_1 = b_0 - q(k-1)$  so that  $0 \leq b_1 \leq q$ . Thus for  $I_\ell$  and  $b_1$  fixed, the additional contribution of an admissible graph with  $2q$  edges,  $I_\ell$  identifications and  $b_1$  cycles of length 2 due to bridges is given by

$$\frac{1}{n_0^{k^2 q} \theta_1(f)^{kq}} n_0^{I_\ell+1-b_1+(q-b_1)(k-1)} n_0^{kb_1} n_0^{qk(k-1)} \left( \sigma_w^k \sigma_x^k k(k-1)!! \right)^{2(q-b_1)} \times \\ \times \left( \sigma_w^{2k} \sigma_x^{2k} (2k)!! \right)^{b_1} \left( \sigma_w^{2k} \sigma_x^{2k} (2k)!! \right)^{(k-1)q} = n_0^{I_\ell} n_0^{1-q} \left( \frac{\theta_2(f)}{\theta_1(f)} \right)^{q-b_1}. \quad (6.7)$$

To understand this contribution, disregard the  $q(k-1)$  cycles of length 2. The remaining graph is admissible with  $I_\ell + 1$  cycles including  $b_1$  cycles of length 2. In the  $I_\ell + 1 - b_1$  cycles of length greater than 2, we know that the typical matching corresponds to performing a cycle going over each niche and perfect matchings between the remaining vertices in each niche. So if we consider a cycle of length  $q_i$  this gives a contribution of

$$n_0^{1+(k-1)q_i} \left( \sigma_w^k \sigma_x^k k(k-1)!! \right)^{2q_i}.$$

This holds true for any cycle of length greater than 2, and there are  $I_\ell + 1 - b_1$  of such cycles. The total contribution is

$$\prod_{i=1}^{I_\ell+1-b_1} n_0^{1+(k-1)q_i} \left( \sigma_w^k \sigma_x^k k(k-1)!! \right)^{2q_i} = n_0^{I_\ell+1-b_1+(k-1)(q-b_1)} \left( \sigma_w^k \sigma_x^k k(k-1)!! \right)^{2(q-b_1)},$$

using that  $\sum q_i = q - b_1$ .

Now, for each of the  $b_1$  cycles of length 2, we perform a perfect matching inside each cycle and obtain

$$n_0^{kb_1} \left( \sigma_w^{2k} \sigma_x^{2k} (2k)!! \right)^{b_1}.$$

Finally there remains the  $q(k-1)$  cycles of length 2 coming from the matched pairs in the initial graph. We also perform a perfect matching in each of these cycles which gives

$$n_0^{q(k-1)k} \left( \sigma_w^{2k} \sigma_x^{2k} (2k)!! \right)^{q(k-1)}. \quad (6.8)$$

Now, we can see that this last contribution only depends on  $I_\ell$  and  $b_1$  so that we can sum over admissible graphs and obtain

$$\sum_{I_\ell=0}^q \sum_{b_1=0}^q \mathcal{A}(q, I_\ell, 0, b_1) \left( \frac{n_0}{n_2} \right)^{1-q} \left( \frac{n_0}{n_1} \right)^{I_\ell} \theta_2^q(f) \left( \frac{\theta_2(f)}{\theta_1(f)} \right)^{q-b_1}$$

and we obtain the final result by seeing that  $\frac{n_0}{n_2} \rightarrow \psi_0 \psi_1$  and  $\frac{n_0}{n_1} \rightarrow \psi_0$ .  $\square$

Now in light of the contribution of a given cycle of size  $q$ , it is easy to generalize when the initial graph is given by any admissible graph. Indeed, we can perform every matching and construct the induced graph for every cycle independently. Note that for any admissible graph, the induced graph is not necessarily connected but for a typical matching where we perform in each cycle a matching as in Lemma 6.2 we obtain a forest of admissible graphs. This is illustrated in Figure 18. The fact that the induced graph is not connected is of no importance to compute the moment as the dominant contribution, as we have seen in the Section 3, consists of performing matchings independently in each cycle.

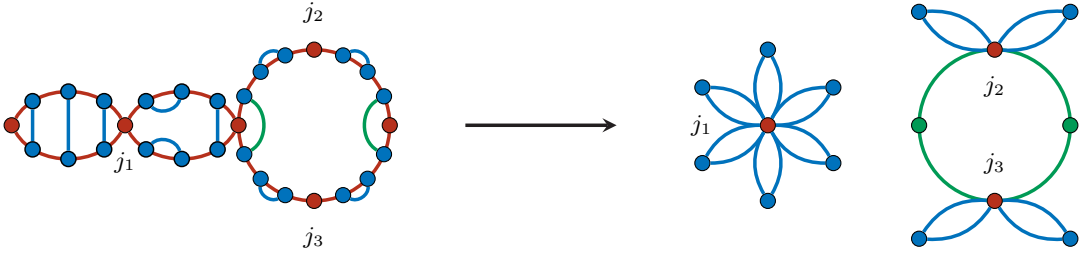


Figure 18: Admissible graph which induces a non connected second layer graph. However, note that the leading order matching in the initial graph induces each connected part of the second layer graph to be an admissible graph. We can thus do the analysis of admissible graphs by looking at each cycle separately.

*Proof of Theorem 6.1.* We first show that we can perform the typical matchings independently in each cycle. This statement is less clear than in Section 3 since we can perform cross-cycles *blue* edges without diminishing the number of  $\ell$  indices in the initial graph. However, we lose a choice of index in the induced graph. Indeed, consider two cycles of length  $2q_1$  and  $2q_2$  that are attached at a vertex. If the vertex corresponds to a  $j$  index then the argument as in Figure 6 still holds since we need to match the  $W$  entries corresponding to  $i$  vertices by independence. We can then suppose that the vertex is a certain  $i$ -labeled vertex  $i_0$ .

If we perform the matchings independently in each cycle we have:  $2(q_1 + q_2) - 1$  choices for the *red* vertices (remember that they are attached at a common vertex), in each cycle we have  $kq_i$  choices of *blue* vertices, in the induced graph for each cycle we have  $1 + (k - 1)q_i + k(k - 1)q_i$  choices since we have the choice for the cycle going over every niche, the choices for the matched pairs in each niche and the choices in the  $k - 1$  cycles of length 2 attached to each  $j$  vertex. Finally we have a total of  $1 + (q_1 + q_2)(2 + k^2 + k - 1)$  choices for the indices.

If we perform cross-cycles edges between the cycles at the common vertex  $i_0$  then we still have in the initial graph  $(q_1 + q_2)(2 + k) - 1$  choices. However, the induced graph consists now of one cycle of length  $2(q_1 + q_2)$ . In this cycle we now have 1 choice for the cycle parcouing each niche,  $(k - 1)(q_1 + q_2)$  for the matched pairs in each niche and  $k(k - 1)(q_1 + q_2)$  choices for the cycles of length 2 attached to each  $j$  vertex. We then have a total of  $(q_1 + q_2)(2 + k^2 + k - 1)$  choices to make. Thus, we lose a power of  $n_0$  by performing cross-cycles edges.

Since we can perform matchings inside each cycle, we can bound the contribution of non-admissible graphs. Consider a graph with  $I_i$   $i$ -identifications and  $I_j$   $j$ -identifications. Since we suppose that this initial graph is non-admissible, we know that the total number of cycles, say  $p$ , is smaller or equal than  $I_i + I_j$ . Call  $\mathcal{C}_1, \dots, \mathcal{C}_b, \mathcal{C}_{b+1}, \dots, \mathcal{C}_p$  the fundamental cycles of the initial graph, such that  $\ell(\mathcal{C}_1) = \dots = \ell(\mathcal{C}_b) = 2$  and  $\ell(\mathcal{C}_i) > 2$  for  $i > b$ . Note that  $\sum_{i=1}^p \ell(\mathcal{C}_i) = 2q$ . Suppose we perform in the cycle  $\mathcal{C}_i$  for  $i > b$   $I_\ell^{(i)}$   $\ell$ -identifications for a total of  $I_\ell := \sum_{i=b+1}^p I_\ell^{(i)}$  identifications in the graph.

Recall that Lemma 6.2 gives the typical matching in each cycle.

We can thus count the contribution of this non-admissible graph as the following: There are  $q - I_i$  choices of  $i$ -labeled vertices,  $q - I_j$  of  $j$ -labeled vertices, and  $kq - I_\ell$  choices of  $\ell$  vertices in the initial graph. Now, for  $i \leq b$ , since  $\mathcal{C}_i$  is a cycle of length 2 and we do not make identifications between  $\ell$  vertices, there are then  $n_0^{k^2}$  choices of indices in the induced graph. For  $i > b$ , the induced graph from the cycle  $\mathcal{C}_i$  yields  $I_\ell^{(i)} + 1$  cycles of length greater than 2 and in each of these cycles we have to fix 1 index for the cycle going over every niche and  $(k-1)/2$  remaining indices in each niche. This also yields at each  $j$ -vertex of the cycle  $k-1$  cycles of length 2 with  $k$  choices for each. Finally the total contribution is

$$\frac{1 + o(1)}{n_1 m^q n_0^{kq+k^2q}} n_1^{q-I_i} m^{q-I_j} n_0^{kq-I_\ell} n_0^{k^2b} \prod_{i=b+1}^p n_0^{I_\ell^{(i)}+1+\frac{k-1}{2}\ell(\mathcal{C}_i)+k(k-1)\frac{\ell(\mathcal{C}_i)}{2}} = \mathcal{O}\left(\frac{1}{n_0^{I_i+I_j+1-p}}\right)$$

where we used the fact that  $\sum_{i=b+1}^p \ell(\mathcal{C}_i) = q - b$ . We can then conclude that these non-admissible graphs are negligible since  $p \leq I_i + I_j$ .

As we saw from Lemma 6.3, the contribution of one cycle only depends on its length with a different behavior if it is of length 2 or not. In order to compute the contribution of an admissible graph, it thus depends on the length of its cycles. Thus we denote, for an admissible graph  $\mathcal{G}$  with  $2q$  edges and  $b_0$  cycles of length 2,  $\mathbf{m}(\mathcal{G}) = (m_2(\mathcal{G}), \dots, m_q(\mathcal{G}))$  where

$$m_i(\mathcal{G}) = \text{number of cycles of length } 2i \text{ in } \mathcal{G} \quad \text{in particular} \quad \sum_{i=2}^q i m_i(\mathcal{G}) = q - b_0$$

$$\text{and} \quad \sum_{i=2}^q m_i(\mathcal{G}) = I_i + I_j + 1 - b_0.$$

Using the same reasoning as in Lemma 6.3, we are able to compute the limiting expected moment, we obtain

$$\begin{aligned} \overline{m}_q &= \frac{1 + o(1)}{n_2 m n_1^{kq} n_0^{k^2q}} \sum_{I_i, I_j=0}^q \sum_{b_0=0}^{I_i+I_j+1} n_2^{q-I_i} m^{q-I_j} \sum_{\mathbf{m}} \mathcal{A}(q, I_i, I_j, \mathbf{m}, b_0) \times \\ &\times \left[ \prod_{i=2}^q \left( \sum_{I_\ell=0}^i \sum_{b_1=0}^{I_\ell+1} \mathcal{A}(i, I_\ell, 0, b_1) n_1^{ki-I_\ell} n_0^{I_\ell+1+(k-1)(i-b_1)-b_1+kb_1+ik(k-1)} \left( \frac{\theta_2(f)}{\theta_1(f)} \right)^{i-b_1} \theta_2^i(f) \right)^{m_i} \right] \times \\ &\times n_1^{kb_0} n_0^{k^2b_0} \theta_1^{b_0}(f) \end{aligned}$$

This identity comes from applying Lemma 6.3 to each cycle independently. Now, using the fact that  $\sum_i i m_i = q - b_0$  and that  $\sum m_i = I_i + I_j + 1 - b_0$  and simplifying this expression, we obtain the following formula for the expected moment,

$$\begin{aligned} \overline{m}_q &= (1 + o(1)) \sum_{I_i, I_j=0}^q \sum_{b_0=0}^{I_i+I_j+1} (\psi_0 \psi_1)^{I_i+1-q} \phi_0^{I_j} \theta_2^{q-b_0}(f) \theta_1^{b_0}(f) \times \\ &\times \sum_{\mathbf{m}} \mathcal{A}(q, I_i, I_j, \mathbf{m}, b_0) \prod_{i=2}^q \left( \sum_{I_\ell=0}^i \sum_{b_1=0}^{I_\ell+1} \mathcal{A}(i, I_\ell, 0, b_1) \psi_0^{I_\ell} \left( \frac{\theta_2(f)}{\theta_1(f)} \right)^{i-b_1} \right)^{m_i} \end{aligned}$$

which gives the final result.  $\square$

## 6.2. Invariance of the distribution in the case when $\theta_2(f)$ vanishes.

In the last subsection we have computed the moments of the eigenvalue distribution of the covariance data matrix after two layers. While this formula does not seem to be constructive, it is interesting to look at the special case where  $\theta_2(f) = 0$ . Indeed, for the first-layer covariance data matrix, from Theorem 2.1, we obtain that the limiting eigenvalue distribution is given by the Marčenko-Pastur distribution with shape  $\frac{\phi}{\psi}$ , as proved also by the following lemma

**Lemma 6.4.** *Let  $q$  be a positive integer we have the following equality*

$$\sum_{\substack{I_j, I_i=0 \\ I_i+I_j+1=q}}^{q-1} \mathcal{A}(q, I_i, I_j, q) \psi^{1-q+I_i} \phi^{I_j} \theta_1^q(f) = \theta_1^q(f) \sum_{k=0}^{q-1} \left(\frac{\phi}{\psi}\right)^k \frac{1}{k+1} \binom{q}{k} \binom{q-1}{k} = \theta_1^q(f) \langle x^q, \mu_{\phi/\psi} \rangle$$

where  $\mu_{\phi/\psi}$  is the Marčenko-Pastur distribution with shape parameter  $\frac{\phi}{\psi}$ .

*Proof.* Firstly, see that we can slightly rewrite the left hand side,

$$\sum_{\substack{I_j, I_i=0 \\ I_i+I_j+1=q}}^{q-1} \mathcal{A}(q, I_i, I_j, q) \psi^{1-q+I_i} \phi^{I_j} \theta_1^q(f) = \theta_1^q(f) \sum_{k=0}^{q-1} \left(\frac{\phi}{\psi}\right)^k \mathcal{A}(q, q-k-1, k, q).$$

Now there only remains to see that

$$\mathcal{A}(q, q-k-1, k, q) = \frac{1}{k+1} \binom{q}{k} \binom{q-1}{k}. \quad (6.9)$$

This fact comes from another representation of admissible graphs. Consider admissible graphs with  $2q$  edges,  $q$  simple cycles,  $k$   $j$ -identifications and  $q-k-1$   $i$ -identifications. The only admissible graphs satisfying these conditions are graphs made of simple cycles with  $q-k$   $j$ -labeled vertices and  $k+1$   $i$ -labeled vertices. Thus we can count this as double trees, in the sense that one of every two vertices are  $i$ -labeled and the others are  $j$ -labeled, with the appropriate number of each type of vertex. This number is known [CYY08] and is actually given by (6.9).

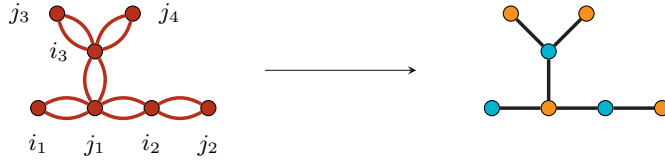


Figure 19: When an admissible graph is only given by simple cycles we can entirely encode it by a double tree where the two colors gives us the choice of which vertices are  $i$ -labeled and which one are  $j$ -labeled.

□

Note that the computation performed in Lemma 6.4 exactly corresponds to computing our limiting moment in the case of  $\theta_2(f) = 0$ . Indeed, in our formula for  $\mathfrak{m}_q$ , we see that if  $\theta_2(f)$  vanishes, the only remaining terms consist in the graphs where  $b = q$  which corresponds to graphs where all cycles have length 2.

This fact then means that if we consider a function  $f$  such that  $\theta_2(f) = 0$ , the distribution (up to a change in variance and shape) stays the same for our covariance data matrix after going through one layer of the network. Indeed, if one considers the matrix  $\frac{1}{m\sigma_x^2}XX^*$ , the asymptotic eigenvalue distribution is given by  $\mu_\phi$  the Marčenko-Pastur distribution with shape parameter  $\phi$ . Now, after a layer of the network, we see that  $\frac{1}{m\theta_1(f)}YY^*$  is given by  $\mu_{\phi/\psi}$ . This observation was made in [PW17] where it was conjectured that the distribution would stay invariant through several layers of the spectrum for this family of activation functions. We can already answer the question for the second layer as the expected moments are computed in the previous subsection. Indeed, if one look at the formula for the expected moment (6.3) for the deterministic limiting moment, we obtain for  $\theta_2(f) = 0$

$$\begin{aligned} m_q^{(2)} &:= \theta_1^q(f) \sum_{k=0}^{q-1} \left( \frac{\phi}{\psi_0\psi_1} \right)^k \mathcal{A}(q, q-k-1, k, q) \\ &= \theta_1^q(f) \sum_{k=0}^{q-1} \left( \frac{\phi}{\psi_0\psi_1} \right)^k \frac{1}{k+1} \binom{q}{k} \binom{q-1}{k} = \theta_1^q(f) \langle x^q, \mu_{\phi/(\psi_0\psi_1)} \rangle \end{aligned}$$

So we can see that we have the following behavior for the eigenvalue distribution depending on the activation function in the case of  $\theta_2(f)$  vanishes for zeros to two layers of the neural network

$\theta_2(f)$	Data Covariance Matrix	Eigenvalue distribution
	$\frac{1}{m\sigma_x^2}XX^*$	$\mu_\phi$
$\theta_2(f) = 0$	$\frac{1}{m\theta_1(f)}Y^{(1)}Y^{(1)*}$	$\mu_{\phi/\psi_0}$
$\theta_2(f) = 0$	$\frac{1}{m\theta_1(f)}Y^{(2)}Y^{(2)*}$	$\mu_{\phi/(\psi_0\psi_1)}$

Thus we can conjecture the following pattern, for  $L$  the number of layers the data has gone through, we have the following limiting distribution if  $\theta_2(f) = 0$  for the matrix

$$M^{(L+1)} = \frac{1}{m\theta_1(f)}Y^{(L+1)}Y^{(L+1)*} \quad (6.10)$$

has for limiting eigenvalue distribution  $\mu_{\phi/\prod_{i=0}^L \psi_i}$  the Marčenko-Pastur distribution with shape parameter  $\frac{\phi}{\psi_0\psi_1\cdots\psi_L}$ . This is the statement of the following theorem. Again we first describe the moments with polynomial activation function and finish via a polynomial approximation.

**Theorem 6.5.** *Let  $f = \sum_{k=1}^K \frac{a_k}{k!}(x^k - k!!\mathbb{1}_{k \text{ even}})$  be a polynomial such that (2.4) holds. The degree of  $f$ ,  $K$ , can grow with  $n_1$  but suppose that*

$$K \leq \frac{1}{L-1} \frac{\log n_1}{\log \log n_1}. \quad (6.11)$$

Denote the empirical eigenvalue distribution of  $M^{(L)}$  constructed as in (6.10),  $\mu_{n_L}^{(L)} = \frac{1}{n_L} \sum_{i=1}^{n_L} \delta_{\lambda_i^{(L)}}$  and its expected moments

$$\overline{m}_q^{(L)} := \mathbb{E} \left[ \langle \mu_{n_L}^{(L)}, x^q \rangle \right] = \mathbb{E} \left[ \frac{1}{n_L} \sum_{i=1}^{n_L} \lambda_i^{(L)q} \right].$$

We then have the following asymptotics

$$\overline{m}_q^{(L)} = \left( \sum_{k=1}^{q-1} \left( \frac{\phi}{\prod_{i=0}^{L-1} \psi_i} \right)^k \frac{1}{k+1} \binom{q}{k} \binom{q-1}{k} + \theta_2(f) T(q, k, L) \right) (1 + o(1)). \quad (6.12)$$

where  $T(q, k, L)$  is a nonexplicit factor.

*Proof.* We again first develop the arguments in the case of a monomial of odd degree since the case of an even monomial is completely similar (we only consider graphs with simple cycles). The reasoning is actually similar to that of Theorem 6.1 as we study and count the admissible graphs along each layer. It is enough to identify in the leading order of the moment those terms where no  $\theta_2$  arises. Thus one can consider only admissible graphs made of cycles of length 2 (and corresponding to double trees as in Figure 19).

The process is actually simpler than in the proof of 6.1. The first step of the procedure (by the construction explained above) yields a forest of *star admissible graph* where each graph is given by a certain number of cycles of length 2 attached to a unique  $j$ -labeled vertex. Consider now a connected component of the induced forest which corresponds to a unique  $j$  vertex. The number of cycles of length 2 attached to  $j$  is then  $k$  times the total number of cycles adjacent to  $j$  in the previous steps (since we have  $k$  blue edges in each simple cycle). From this first process we then get the following contribution for this first two steps

$$\begin{aligned} & \frac{\sigma_x^{2kq+2k^2q}(1+o(1))}{n_L m^q \theta_1(f)^{q+kq+k^2q}} \sum_{\substack{I_i, I_j \\ I_i + I_j + 1 = q}} \mathcal{A}(q, I_j, I_j, q) n_L^{q-I_i} \times \\ & \times m^{q-I_j} \frac{1}{n_{L-1}^{kq}} n_{L-1}^{kq} \left( \sigma_w^{2k}(2k)!! \right)^q \frac{1}{n_{L-2}^{k^2q}} n_{L-2}^{k^2q} \left( \sigma_w^{2k}(2k)!! \right)^{kq} = (1+o(1)) \sum_{k=0}^{q-1} \mathcal{A}(q, q-k-1, k, q) \left( \frac{n_L}{m} \right)^k. \end{aligned}$$

Let us explain the above formula: there are  $n_L^{q-I_i}$  choices needed to label the  $i$ -labeled vertices and  $m^{q-I_j}$  for the  $j$ -labeled vertices. For the powers of  $n_{L-1}$  we take into account the normalization and the corresponding number of  $\ell$  indices to choose. Finally in each cycle of length 2 we perform a perfect matching between the two niches: there are  $q$  cycles of length 2 in the initial graph and  $kq$  such cycles in the forest obtained. See Figure 20 for an illustration.

Now, we can perform one more step of the procedure, we now have a forest of these *star admissible graphs* where each graph has only one  $j$  vertex. To the  $j$  vertex are now attached  $k$  times more cycles than in the previous step. Thus, for the 3 step procedure, the total number of cycles of length 2 in the forest is given by  $k^3q$ . We can perform this for each layer the data covariance matrix goes through as the only thing changing is the number of cycles of length 2 attached to each  $j$  vertex.

We can then see that adding the layer  $L_0$  multiplies the contribution with no  $\theta_2$  by a factor

$$\frac{1}{n_{L_0}^{k^{L-L_0}q} \theta_1^{k^{L-L_0}q}(f)} n_{L_0}^{k^{L-L_0}q} \theta_1^{k^{L-L_0}q}(f).$$

Thus the whole contribution can be written in the following way

$$(1+o(1)) \sum_{k=0}^{q-1} \left( \frac{n_L}{m} \right)^k \mathcal{A}(q, q-k-1, k, q).$$

And we obtain our final result by seeing that

$$\frac{n_L}{m} \rightarrow \frac{\phi}{\psi_0 \psi_1 \dots \psi_{L-1}} \quad \text{and} \quad \mathcal{A}(q, q-k-1, k, q) = \frac{1}{k+1} \binom{r}{k} \binom{r-1}{k}.$$



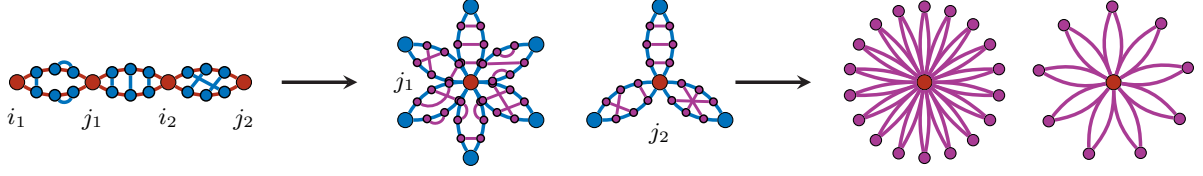


Figure 20: Effect on going through several layers for admissible graphs with only cycles of length 2. The first step consists of separating each  $j$ -labeled vertex into his own graph where he is attached to cycles of length 2. The number of these cycles is the number of matched pairs in every cycles adjacent to  $j$ . At each layer after the first one, we multiply by  $k$  (here 3) the number of cycles attached. For instance, in the initial graph,  $j_1$  is attached to 2 simple cycles with  $2 \times 3 = 6$  *blue* edges. Thus, in the next step,  $j_1$  is attached to 6 simple cycles and for the next step  $6 \times 3 = 18$  simple cycles.

Now, in the statement of the theorem we do not explicit the leading contribution of admissible graphs with at least one cycle of length greater than 2. We only need now to get an estimate on the other possible errors and show that they are a  $o(1)$ . The errors in the computation can only come from subleading matching on the graph at each possible step. Since we now know that the dominant term at each step is given by admissible graphs the whole analysis of errors from Section 3 remains true. However, the main difference comes from the number of vertices at each step which is  $k^{L_0}q$  instead of just  $kq$ . Note that it still only consists of a power of  $k$  which grows slower than any power of  $n_1$ .

Again, the leading contribution of the errors comes from possible multiple edges arising in the graph. Say that a given  $j$  vertex is first connected to  $r$  cycles of length 2 in the initial graph. At the step  $L_0$ , it is now connected to  $k^{L_0-1}r$  cycles of length 2. Thus if at this stage we connect *blue* indices together, say  $p$  of them we obtain at the next step a multiple edge of multiplicity  $2p$ . We have a total of  $2k^{L_0}r$  *blue* indices to match at this stage since we have  $2k$  vertices per cycle of length 2. Thus, by comparing the contribution of such matchings with the typical matching we obtain, similarly to (3.13),

$$\sum_{p=2}^{k^{L_0}r} n_0 \left( \frac{Ckp^k}{n_0} \right)^p = o(1) \quad \text{for} \quad k \leq \frac{1}{L_0} \frac{\log n_1}{\log \log n_1}.$$

Now  $L_0$  ranges from 1 to  $L-1$  so that we obtain the bound that we need  $k \leq \frac{1}{L-1} \frac{\log n_1}{\log \log n_1}$ .  $\square$

This analysis of admissible graphs consisting in a tree of cycles of length 2 gives us that the Marčenko-Pastur distribution can be attained in any layer of the network by choosing the corresponding activation function.

*Proof of Theorem 2.4.* We have shown that for a polynomial for up to degree  $\frac{1}{L-1} \frac{\log n_1}{\log \log(n_1)}$ , the expected moments of the eigenvalue distribution are given by the moments of the Marčenko-Pastur distribution with the correct shape parameter. We first see that the variance of the moments is of order  $k^L/n_1^2$  in order to show convergence of the actual moments. The principle is similar to that of Lemma 3.4 as we count the corresponding graphs such that their covariance is non zero.

We can perform the same expansion as in Lemma 3.4 and see that we have for the first layer

$$\text{Var } m_q^{(L)} = \frac{1}{n_1^2} \sum_{\mathcal{G}_1, \mathcal{G}_2} \sum_{\ell_1, \ell_2} \mathbb{E} [M_{\mathcal{G}_1}^{(L)}(\ell_1) M_{\mathcal{G}_2}^{(L)}(\ell_2)] - \mathbb{E} [M_{\mathcal{G}_1}^{(L)}(\ell_1)] \mathbb{E} [M_{\mathcal{G}_2}^{(L)}(\ell_2)] \quad (6.13)$$

with

$$M_{\mathcal{G}}^{(L)}(\ell) = \sum_{k_1, \dots, k_{2q}=1}^K \frac{a_{k_1} \dots a_{k_{2q}}}{m^q n_0^{\sum k_i/2}} \prod_{p=1}^{k_1} W_{i_1 \ell_p^1}^{(L)} Y_{\ell_p^1 j_1}^{(L)} \prod_{p=1}^{k_2} W_{i_2 \ell_p^2}^{(L)} Y_{\ell_p^2 j_1}^{(L)} \dots \prod_{p=1}^{k_{2q}} W_{i_1 \ell_p^{2q}}^{(L)} Y_{\ell_p^{2q} j_q}^{(L)}.$$



Now, in order to have a non vanishing contribution in the variance (6.13), we need to have additional identifications between the two graphs. Indeed, either at a given layer  $L_0$  an entry of  $W^{(L_0)}$  is matched between  $\mathcal{G}_1$  and  $\mathcal{G}_2$  or at the last layer there are identifications between the  $X$  entries. In the case where there are identifications of  $Y^{(L_0)}$  entries we see, by expanding the expansion with respect to the entries of  $W^{(L_0-1)}$ , that this implies that there are further identifications in the layers beyond  $L_0$ . Since at each step we would lose an order  $\mathcal{O}(q^2(k)^{2L_0}/n_0)$  (from the choice of which vertices to identify and the fact that we have one less choice for possible indices), we see that the leading order comes from identifying  $X$  entries in the two last layers.

Thus, since the main contribution to moments are still given by admissible graphs, a similar analysis can be done as in Lemma 3.4: we can right at the first layer identify a  $i$  and  $j$  vertices to obtain an identification on the  $W^{(L)}$  entries or choose two  $W^{(L_0)}$  entries to identify at a given layer  $L_0$  (or  $X$  entries at the last layers  $L_0 = 1$ ) and thus we obtain

$$\text{Var } m_q^{(L)} = \mathcal{O} \left( \frac{q^4 + q^2 \sum_{L_0=1}^L k^{2L_0} + \sum_{L_0=1}^L k^{4L_0}}{n_0^2} C^q \right) = \mathcal{O} \left( \frac{k^{4L+4}}{n_0^2} \right)$$

since  $q$  is fixed here.

Let us now extend the result to a bounded function  $f$ . As in Section 4, we consider a polynomial  $P_k$  such that, for some  $A > 0$ ,

$$\sup_{x \in [-A, A]} |(f(x) - a_k) - P_k(x)| \leq C_f \frac{A^{(1+c_f)k}}{(n+1)!}.$$

Now, we can consider  $Y^{(L, a_k)}$  the matrix constructed as (2.9) with  $f - a_k$  as an activation function and  $Y^{(L, P_k)}$  the same matrix constructed with  $P_k$ . Note that we consider the same sampling of  $W$  and  $X$  for the construction of this model. We describe the case of  $L = 2$  as we can recursively do the same reasoning for a higher number of layers, for simplicity we also forget the change of variance  $\sigma_x/\sqrt{\theta_1(f)}$  at each layer. As we saw in Section 4 (in (4.5)), we simply need to bound

$$\frac{1}{\sqrt{m}} \max_{1 \leq i \leq n_2} \sum_{j=1}^m |Y_{ij}^{(2, a_k)} - Y_{ij}^{(2, P_k)}| = \frac{1}{\sqrt{m}} \max_{1 \leq i \leq n_2} \sum_{j=1}^m \left| f \left( \frac{W^{(1)} Y^{(1, a_k)}}{\sqrt{n_1}} \right)_{ij} - a_k - P_k \left( \frac{W^{(1)} Y^{(1, P_k)}}{\sqrt{n_1}} \right)_{ij} \right|.$$

We split the right hand side into two parts and write

$$\begin{aligned} & |Y_{ij}^{(2, a_k)} - Y_{ij}^{(2, P_k)}| \\ & \leq \left| f \left( \frac{W^{(1)} Y^{(1, a_k)}}{\sqrt{n_1}} \right)_{ij} - f \left( \frac{W^{(1)} Y^{(1, P_k)}}{\sqrt{n_1}} \right)_{ij} \right| + \left| f \left( \frac{W^{(1)} Y^{(1, P_k)}}{\sqrt{n_1}} \right)_{ij} - a_k - P_n \left( \frac{W^{(1)} Y^{(1, P_k)}}{\sqrt{n_1}} \right)_{ij} \right| \end{aligned} \quad (6.14)$$

For the first term on the right hand side of the previous equation, we bound it from the polynomial approximation. Indeed, we can put ourselves on the following event

$$\mathcal{A}_1(\delta_1) = \bigcap_{i=1}^{n_1} \bigcap_{j=1}^m \left\{ \left| \left( \frac{W^{(0)} X}{\sqrt{n_0}} \right)_{ij} \right| \leq (\log n_1)^{1/2+\delta_1} \right\} \cap \left\{ |W_{ij}^{(1)}| \leq (\log n)^{1/\alpha+\delta_1} \right\}.$$

We know that this event occur with overwhelming probability for any  $\delta_1 > 0$  in the sense that its probability decays faster than any polynomial. Now, on this event we can bound

$$\left| \left( \frac{W^{(1)} Y^{(1, a_k)}}{\sqrt{n_1}} \right)_{ij} - \left( \frac{W^{(1)} Y^{(1, P_n)}}{\sqrt{n_1}} \right)_{ij} \right| \leq C^n \sqrt{n_1} (\log n_1)^{1/\alpha+\delta_1} \frac{(\log n_1)^{(1/2+\delta_1)n}}{n!}$$

where we expanded the entries and used the polynomial approximation with the definition of the event  $\mathcal{A}_1$ . For  $n = c_0 \frac{\log n_1}{\log \log n_1}$  for some constant  $c_0 > 1$  this also decays faster than any polynomial. Even though we can only consider  $n \leq \frac{1}{L-1} \frac{\log n_1}{\log \log n_1}$ , note that this constraint on  $n$  is not a problem by the considerations in the proof of Proposition 5.2.

Finally, using the fact that  $f$  has a bounded derivative on the event  $\mathcal{A}_2(\delta_2)$  defined 6.15, the first term in (6.14) goes to zero providing that  $\mathcal{A}_2$  occur with high probability.

For the second term in (6.14), by the previous analysis and as in Section 4 we know that we only need to prove that the following event occur with probability tending to one:

$$\mathcal{A}_2(\delta_2) = \bigcap_{i=1}^{n_2} \bigcap_{j=1}^m \left\{ \frac{1}{\sqrt{n_1}} \sum_{\ell_1=1}^{n_1} W_{i\ell_1}^{(1)} P_n \left( \frac{1}{\sqrt{n_0}} \sum_{\ell_0=1}^{n_0} W_{\ell_1\ell_0}^{(0)} X_{\ell_0j} \right) \leq (\log n_1)^{1/2+\delta_1} \right\} \quad (6.15)$$

. Now, we can see that

$$\mathbb{P}(\mathcal{A}_2(\delta_2)^c) \leq n_1 m \mathbb{P} \left( \sum_{\ell_1=1}^{n_1} W_{i\ell_1}^{(1)} P_n \left( \frac{1}{\sqrt{n_0}} \sum_{\ell_0=1}^{n_0} W_{\ell_1\ell_0}^{(0)} X_{\ell_0j} \right) > \sqrt{n_1} (\log n_1)^{1/2+\delta_1} \right)$$

Since we suppose that  $f$  is bounded we know that on the event  $\mathcal{A}_1(\delta_1)$  (which occurs with very high probability) we have that  $\sup_{ij} |Y_{ij}^{(1, P_k)}| \leq C$ . Besides, since  $W_{i\ell_1}^{(1)}$  has zero expectation, has a sub-Gaussian tail and is independent of the entries of  $W^{(0)}$  and  $X$ , the random variable  $(W^{(1)} Y^{(1)})_{ij}$  is sub-Gaussian as well. So that we obtain that there exists a  $C > 0$  such that

$$\mathbb{P} \left( \sum_{\ell_1=1}^{n_1} W_{i\ell_1}^{(1)} P_n \left( \frac{1}{\sqrt{n_0}} \sum_{\ell_0=1}^{n_0} W_{\ell_1\ell_0}^{(0)} X_{\ell_0j} \right) > \sqrt{n_1} (\log n_1)^{1/2+\delta_1} \right) \leq C e^{-c(\log n_1)^{1+2\delta_1}}.$$

And finally  $\mathbb{P}(\mathcal{A}_2(\delta_2)) \geq 1 - n_1^{-D}$  for any  $D > 0$ .  $\square$

## References

- [BS10] Z. Bai and J. W. Silverstein, *Spectral analysis of large dimensional random matrices*, 2nd ed., Springer Series in Statistics, Springer, New York, 2010.
- [BGC16] F. Benaych-Georges and R. Couillet, *Spectral analysis of the Gram matrix of mixture models*, ESAIM Probab. Stat. **20** (2016), 217–237.
- [CDM16] G. Cébron, A. Dahlqvist, and C. Male, *Universal constructions for spaces of traffics*, arXiv preprint (2016).
- [CYY08] W. Y. C. Chen, S. H. F. Yan, and L. L. M. Yang, *Identities from weighted Motzkin paths*, Adv. in Appl. Math. **41** (2008), no. 3, 329–334.
- [CHM<sup>+</sup>15] A. Choromanska, M. Henaff, M. Mathieu, G. Ben Arous, and Y. LeCun, *The loss surfaces of multilayer networks*, Proceedings of the 18th International Conference on Artificial Intelligence and Statistics, AISTATS 2015 (2015).
- [CKW15] T. Claeys, A. B. J. Kuijlaars, and D. Wang, *Correlation kernels for sums and products of random matrices*, Random Matrices: Theory and Applications **4** (2015), no. 04.
- [CBG16] R. Couillet and F. Benaych-Georges, *Kernel spectral clustering of large dimensional data*, Electron. J. Stat. **10** (2016), no. 1, 1393–1454.
- [DC14] T. Dupic and I. P. Castillo, *Spectral density of products of Wishart dilute random matrices. Part I: the dense case*, arXiv preprint (2014).
- [EK10] N. El Karoui, *The spectrum of kernel random matrices*, Ann. Statist. **38** (2010), no. 1, 1–50.
- [FU56] G. W. Ford and G. E. Uhlenbeck, *Combinatorial problems in the theory of graphs. III*, Proc. Nat. Acad. Sci. U.S.A. **42** (1956), 529–535.

- [FK81] Z. Füredi and J. Komlós, *The eigenvalues of random symmetric matrices*, *Combinatorica* **1** (1981), no. 3, 233–241.
- [GSB16] R. Giryes, G. Sapiro, and A. M. Bronstein, *Deep Neural Networks with Random Gaussian Weights: A Universal Classification Strategy?*, *IEEE Transactions on Signal Processing* **64** (2016), no. 13, 3444–3457.
- [HN18] B. Hanin and M. Nica, *Products of Many Large Random Matrices and Gradients in Deep Neural Networks*, arXiv preprint (2018).
- [HDR19] S. Hayou, A. Doucet, and J. Rousseau, *On the Selection of Initialization and Activation Function for Deep Neural Networks*, Prepublication (2019).
- [HDY<sup>+</sup>12] G. Hinton, L. Deng, D. Yu, G. E. Dahl, A.-R. Mohamed, N. Jaitly, A. Senior, V. Vanhoucke, P. Nguyen, T. N. Sainath, and Others, *Deep neural networks for acoustic modeling in speech recognition: The shared views of four research groups*, *IEEE Signal processing magazine* **29** (2012), no. 6, 82–97.
- [IS15] S. Ioffe and C. Szegedy, *Batch Normalization: Accelerating Deep Network Training by Reducing Internal Covariate Shift*, *Proceedings of the 32Nd International Conference on International Conference on Machine Learning - Volume 37*, 2015, pp. 448–456.
- [KSH12] A. Krizhevsky, I. Sutskever, and G. E. Hinton, *ImageNet classification with deep convolutional neural networks*, *Advances in Neural Information Processing Systems* **25** (2012), 1097–1105.
- [KZ14] A. B. J. Kuijlaars and L. Zhang, *Singular values of products of Ginibre random matrices, multiple orthogonal polynomials and hard edge scaling limits*, *Communications in Mathematical Physics* **332** (2014), no. 2, 759–781.
- [LLC18] C. Louart, Z. Liao, and R. Couillet, *A random matrix approach to neural networks*, *Ann. Appl. Probab.* **28** (2018), no. 2, 1190–1248.
- [MP67] V. A. Marčenko and L. A. Pastur, *Distribution of eigenvalues in certain sets of random matrices*, *Mat. Sb. (N.S.)* **72 (114)** (1967), 507–536 (Russian).
- [Péc09] S. Péché, *Universality results for the largest eigenvalues of some sample covariance matrix ensembles*, *Probab. Theory Related Fields* **143** (2009), no. 3-4, 481–516.
- [PB17] J. Pennington and Y. Bahri, *Geometry of Neural Network Loss Surfaces via Random Matrix Theory*, *Proceedings of the 34th International Conference on Machine Learning*, 2017, pp. 2798–2806.
- [PW17] J. Pennington and P. Worah, *Nonlinear random matrix theory for deep learning*, *Advances in Neural Information Processing Systems*, 2017, pp. 2637–2646.
- [RA06] K. Rajan and L. F. Abbott, *Eigenvalue spectra of random matrices for neural networks*, *Physical review letters* **97** (2006), no. 18, 188104.
- [Sch15] J. Schmidhuber, *Deep learning in neural networks: An overview*, *Neural Networks* **61** (2015), 85 - 117.
- [SB95] J. W. Silverstein and Z. D. Bai, *On the empirical distribution of eigenvalues of a class of large-dimensional random matrices*, *J. Multivariate Anal.* **54** (1995), no. 2, 175–192.
- [Sos99] A. Soshnikov, *Universality at the edge of the spectrum in Wigner random matrices*, *Comm. Math. Phys.* **207** (1999), no. 3, 697–733.
- [Sos02] ———, *A note on universality of the distribution of the largest eigenvalues in certain sample covariance matrices*, *J. Statist. Phys.* **108** (2002), no. 5-6, 1033–1056. Dedicated to David Ruelle and Yasha Sinai on the occasion of their 65th birthdays.
- [WSC<sup>+</sup>16] Y. Wu, M. Schuster, Z. Chen, Q. V. Le, M. Norouzi, W. Macherey, M. Krikun, Y. Cao, Q. Gao, K. Macherey, and Others, *Google’s neural machine translation system: Bridging the gap between human and machine translation*, arXiv preprint (2016).
- [ZMW12] B. Zhang, D. J. Miller, and Y. Wang, *Nonlinear system modeling with random matrices: echo state networks revisited*, *IEEE transactions on neural networks and learning systems* **23** (2012), no. 1, 175–182.