

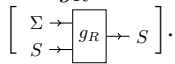
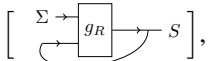
Weighted Automata Extraction from Recurrent Neural Networks via Regression on State Spaces

Takamasa Okudono^{1,2} Masaki Waga^{1,2} Taro Sekiyama^{1,2} Ichiro Hasuo^{1,2}

Abstract

We present a method to extract a weighted finite automaton (WFA) from a recurrent neural network (RNN). Our algorithm is based on the WFA learning algorithm by Balle and Mohri, which is in turn an extension of Angluin’s classic L^* algorithm. Our technical novelty is in the use of *regression* methods for the so-called equivalence queries, thus exploiting the internal state space of an RNN. This way we achieve a quantitative extension of the recent work by Weiss, Goldberg and Yahav that extracts DFAs. Experiments demonstrate that our algorithm’s practicality.

1. Introduction

RNNs *Recurrent neural networks* (RNNs), unlike conventional feed-forward neural networks, allow feedbacks in their execution. A simplistic mathematical modeling of an RNN R is given by a function $g_R: \Sigma \times S \rightarrow S$, which is graphically presented as . By feeding an output value $s \in S$ as (the second component of) input, i.e. forming a loop , such a function g_R

is capable of processing a *sequence* $\sigma_1\sigma_2\dots\sigma_n$ of input items $\sigma_i \in \Sigma$. More precisely, the function g_R fed with an *initial state* $s \in S$ and a sequence $\sigma_1\sigma_2\dots\sigma_n$ produces a sequence s_0, s_1, \dots, s_n of elements of S , where $s_0 = s$ and $s_i = g_R(\sigma_i, s_{i-1})$.

This capability of processing time series, together with the introduction of the *backpropagation through time* (BPTT) algorithm that enables efficient training, has made RNNs a very popular machine-learning formalism for analyzing data with dependencies over time. Their representative application fields include image captioning, sentiment analysis,

machine translation, speech recognition and anomaly detection in time series.

RNNs as Acceptors, and Automata Continuing the above simplistic modeling of an RNN R as a function g_R , and assuming that an *output* function $\beta_R: S \rightarrow \Gamma$ is additionally given, there are two main ways of utilizing R . One is as a *transducer*: an input sequence $\sigma_1\sigma_2\dots\sigma_n$ gives rise to an output sequence $\beta_R(s_1)\beta_R(s_2)\dots\beta_R(s_n)$ of elements of Γ . This is the usage mode e.g. for machine translation. The other is as an *acceptor*: given an input sequence $\sigma_1\sigma_2\dots\sigma_n$, we are interested in the final output value $\beta_R(s_n) \in \Gamma$. Sentiment analysis uses this usage mode, for example. In this paper, we focus on the latter *acceptor* usage of RNNs.

All the discussions so far indicate a clear analogy between RNNs and the classic formalism of *automata*. In particular, a data item $s \in S$ that is fed back to g_R is understood as an *internal state* of an RNN.

Indeed, a recent work (Weiss et al., 2018b) proposes an algorithm that extracts a deterministic finite automaton (DFA) A_R from a given RNN R , focusing on RNNs whose output is Boolean ($\Gamma = \{\text{tt}, \text{ff}\}$). Here the DFA A_R can be understood as an *abstraction* of R : while its behaviors can slightly differ from those of R , A_R (with finitely many states) is much easier to analyze than R (that typically has a continuous state space $S = \mathbb{R}^d$). We can analyze the DFA A_R using the techniques developed in automata theory; and the analysis result speaks about the RNN R , if only approximately.

Extracting WFAs from RNNs However, restriction to Boolean-output RNNs excludes many applications. For example, in sentiment analysis, it is naturally desired to know the quantitative strength of a sentiment, besides its (Boolean) existence.

Another example is anomaly detection. In the study of *hybrid systems*—where discrete digital control and continuous physical dynamics are combined, such as in a modern automobile—it is a norm to specify an anomaly by means of a temporal formula (see e.g. (Bartocci et al., 2018)). In the field, it is recognized increasingly widely that Boolean semantics (i.e. whether a specification is satisfied or not) is too coarse for many purposes, such as monitoring and

¹National Institute of Informatics, Japan ²SOKENDAI, Japan. Correspondence to: Takamasa Okudono <tokudono@nii.ac.jp>.

search-based testing. Instead, the use of (quantitative) *robust semantics* (Fainekos & Pappas, 2009)—a real value that tells how robustly a specification is satisfied/violated—has become common.

These discussions motivate extraction of a *quantitative* finite-state machine from an RNN as its abstraction. We find the formalism of *weighted finite automata* (WFAs) suited for this purpose. An WFA is a finite-state machine—much like a DFA—but its transitions as well as acceptance values are real numbers (instead of Booleans).

Contribution: Regression-Based WFA Extraction from RNNs Our main contribution is an algorithm that takes a (real-output) RNN R , and returns a WFA A_R that abstracts R . The algorithm is based on the WFA learning algorithm in (Balle & Mohri, 2015), that is in turn based on the famous L^* algorithm for learning DFAs (Angluin, 1987). These algorithms learn automata by a series of so-called *membership queries* and *equivalence queries*. Our technical novelty lies in the algorithm that answers equivalence queries; notably it uses a *regression* method—specifically the kernel ridge regression (KRR)—for abstraction of configuration spaces.

In our algorithm, roughly speaking, membership queries are black-box observations of the given RNN R . We iterate membership queries and use the results to construct a WFA A and to grow it. The role of equivalence queries is to say when to stop this iteration: it asks if A and R are “equivalent,” that is, if the WFA A obtained so far is comprehensive enough to cover all the possible behaviors of R .

On the one hand, it is important that equivalence queries are answered *precisely*: otherwise we will end up with a WFA A that behaves very differently from R . On the other hand, equivalence between A and R should be announced *in a timely manner*: we do not want to waste time throwing membership queries that contribute to accuracy of A only marginally. The experiments in §4 demonstrate that our regression-based algorithm for answering equivalence queries satisfy the above conflicting requirements.

Potential Applications In this paper we study the extraction of a WFA A_R from an RNN R . Besides being an interesting problem in itself, we believe it has a number of potential applications.

One direction is the analysis of properties of R via its abstraction A_R . Much like the case for DFA extraction (Weiss et al., 2018a;b), the simplicity of WFAs enables analysis methods and algorithms that are not possible on RNNs. Examples include the following: approximating WFAs up-to an arbitrary precision, via the singular-value decomposition (Balle et al., 2015); memoization of partial executions; and a notion of behavioral distance called *bisimulation metric* (Balle et al., 2017).

Another direction is to the use of the WFA A_R as “a poor man’s RNN R .” It is recognized that RNN inference (i.e. executing an RNN with an input sequence) is rather expensive, involving a number of matrix multiplications and other operations. While dedicated hardware and software have been introduced (such as Google’s TPU), they are out of the reach of many applications such as embedded systems. In such a situation, using the WFA A_R in lieu of R should be a viable option.

Related Work Besides the works we discussed before, here are some other related works.

Mutual derivation between RNNs and (non-quantitative) automata has been pursued (Giles et al., 1992; Omlin & Giles, 1996; Giles et al., 1995; Weiss et al., 2018a;b). The latest work (Weiss et al., 2018b) extends the results in (Omlin & Giles, 1996): while the latter requires a prescribed partitioning of the state space of an RNN, the former conducts such partitioning in an adaptive manner, relying on SVM.

The relationship between RNNs and WFAs has recently been studied, too. In (Rabusseau et al., 2018), the expressive equivalence is shown between WFAs and a class of RNNs (called *linear 2-RNNs*, they do not have nonlinear operations). This observation is used in their algorithm that learns 2-RNNs; the algorithm is based on the spectral learning of WFAs (Balle et al., 2014). In (Ayache et al., 2018), they introduce an algorithm that extracts a WFA from a black-box sequence acceptor B , where the latter can be given by an RNN. Their method does not use equivalence queries, throwing membership queries about randomly sampled words to B . This is different from our algorithm that is specific to RNNs—ours utilizes internal states for answering equivalence queries.

Organization We recall Angluin’s L^* algorithm and its weighted adaptation in §2. We describe our WFA extraction algorithm in §3 focusing on our novelty, namely the regression-based algorithm for answering equivalence queries. A comparison with the DFA extraction algorithm in (Weiss et al., 2018b) is given there, too. In §4 we discuss our experiment results.

Notations The set of real numbers is denoted by \mathbb{R} ; \mathbb{N} stands for the set of natural numbers (i.e. nonnegative integers). The transpose of a matrix M is denoted by M^\top .

Throughout the paper, a finite alphabet Σ is fixed. The set of (finite-length) words over Σ is denoted by Σ^* . The *empty word* (of length 0) is denoted by ε . The length n of a word $w = \sigma_1 \dots \sigma_n \in \Sigma^*$ (where $\sigma_i \in \Sigma$) is denoted by $|w|$.

For measuring the distance between two vectors $x, y \in \mathbb{R}^n$, we use the ∞ -norm in this paper. It is given by $\|x - y\|_\infty = \max_{i=1}^n |x_i - y_i|$. For $\eta > 0$, the η -neighborhood of $x \in \mathbb{R}^n$ is denoted by $B_\eta^\infty(x) = \{y \mid \|y - x\|_\infty < \eta\}$.

2. Preliminaries

2.1. DFAs and WFAs

The formalization of deterministic finite automata (DFAs) and weighted finite automata (WFAs) is recalled, mainly to fix notations. See e.g. (Droste et al., 2009) for details.

In what follows, *matrices* and *vectors* refer to those over \mathbb{R} .

Definition 2.1 (WFA). A *weighted finite automaton* (WFA) over Σ is a quadruple $A = (Q_A, \alpha_A, \beta_A, (A_\sigma)_{\sigma \in \Sigma})$. Here Q_A is a finite set of *states*; α_A, β_A are row vectors of size $|Q_A|$ called the *initial* and *final* vectors; and A_σ is a *transition* matrix of σ , given for each $\sigma \in \Sigma$. The matrix A_σ of size $|Q_A| \times |Q_A|$.

Definition 2.2 (configuration of a WFA). Let A be the WFA in Def. 2.1. A *configuration* of A is a row vector $x \in \mathbb{R}^{Q_A}$.

Given a word $w = \sigma_1 \sigma_2 \dots \sigma_n \in \Sigma^*$ (where $\sigma_i \in \Sigma$), the *configuration* of A at w is defined by $\delta_A(w) = \alpha_A^\top \cdot (\prod_{i=1}^n A_{\sigma_i})$.

Obviously $\delta_A(w) \in \mathbb{R}^{Q_A}$ is a row vector of size $|Q_A|$; it records the weight at each state $q \in Q_A$ after reading w .

Definition 2.3 (weight $f_A(w)$ of a word in a WFA). Let a WFA A and a word $w = \sigma_1 \dots \sigma_n$ be the same as in Def. 2.2. The *weight* of w in A is defined by $f_A(w) = \alpha_A^\top \cdot (\prod_{i=1}^n A_{\sigma_i}) \cdot \beta_A \in \mathbb{R}$, multiplying the final vector to the configuration at w .

A general theory of WFAs can be developed in the form that parametrizes the underlying semiring; see e.g. (Droste et al., 2009). The definitions so far use the so-called *real* $(+, \times)$ -*semiring* $(\mathbb{R}, +, \times, 0, 1)$. Replacing it with the *Boolean semiring* $(\{\text{tt}, \text{ff}\}, \vee, \wedge, \text{ff}, \text{tt})$ gives us *deterministic finite automata* (DFAs). Its definition is presented for the record.

Definition 2.4 (DFA). A *DFA* is defined much like in Def. 2.1, except that 1) the entries of matrices and vectors are **tt** and **ff**; 2) we replace the use of $+, \times$ with \vee, \wedge , respectively; and 3) we impose *determinacy*. The last means, specifically, that exactly one entry is **tt** in each row of A_σ , and that only one entry is **tt** in the initial vector α_A .

The definitions of δ_A and f_A in Def. 2.2–2.3 easily adapt to DFAs. We can see that, at each $w \in \Sigma^*$, the configuration vector $\delta_A(w) \in \{\text{tt}, \text{ff}\}^{Q_A}$ has exactly one **tt**; the state q whose entry is **tt** is called the *w-successor* of A . Finally, w is *accepted* by A if $f_A(w) = \text{tt}$.

Recurrent Neural Networks (RNNs) In this paper, our view of a recurrent neural network (RNN) is almost a black-box. We need only the following two operations: feeding an input word $w \in \Sigma^*$ and observing its output (a real number); and additionally, observing the internal state (a vector) after feeding a word. This allows us to model RNNs in the following abstract way.

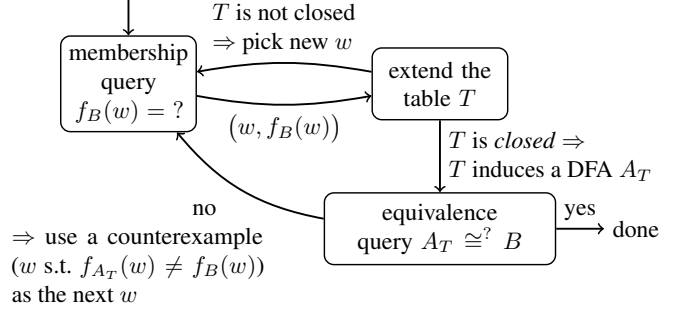


Figure 1. An outline of Angluin’s L^* algorithm. The target DFA is B ; a table T gets gradually extended, yielding a DFA A_T when it is closed. See also Fig. 2

Definition 2.5 (RNN). Let $d \in \mathbb{N}$ be a natural number called a *dimension*. A (real-valued) *recurrent neural network* (RNN) is a triple $R = (\alpha_R, \beta_R, g_R)$, where $\alpha_R \in \mathbb{R}^d$ is an *initial state*, $\beta_R: \mathbb{R}^d \rightarrow \mathbb{R}$ is an *output function*, and $g_R: \mathbb{R}^d \times \Sigma \rightarrow \mathbb{R}^d$ is called a *transition function*. The set \mathbb{R}^d is called a *state space*.

Definition 2.6 (RNN configuration $\delta_R(w)$, output $f_R(w)$). Let R be the RNN in Def. 2.5. The transition function g_R naturally extends to words as follows: $g_R^*: \mathbb{R}^d \times \Sigma^* \rightarrow \mathbb{R}^d$, defined inductively by $g_R^*(x, \varepsilon) = x$ and $g_R^*(x, w\sigma) = g_R(g_R^*(x, w), \sigma)$, where $w \in \Sigma^*$ and $\sigma \in \Sigma$.

The *configuration* $\delta_R(w)$ of the RNN R at a word w is defined by $\delta_R(w) = g_R^*(\alpha_R, w)$. The *output* $f_R(w) \in \mathbb{R}$, of R for the input w , is defined by $f_R(w) = \beta_R(\delta_R(w))$.

2.2. Angluin’s L^* Algorithm

Angluin’s L^* -algorithm learns a given DFA B by a series of so-called *membership* and *equivalence* queries. We sketch the algorithm, referring to (Angluin, 1987) for details. Its outline is in Fig. 1.

A *membership query* is a black-box observation of the DFA B : it feeds B with a word $w \in \Sigma^*$; and obtains $f_B(w) \in \{\text{tt}, \text{ff}\}$, i.e. whether w is accepted by B .

The core of the algorithm is to construct the so-called *observation table* T ; an example is shown in Fig. 2.

The table has words as the row and column labels; its entries are either **tt** or **ff**. The row labels are called *access words*; the column labels are *test words*. We let \mathcal{A}, \mathcal{T} stand for the sets of access and test words. The entry of T at row $u \in \mathcal{A}$ and column $v \in \mathcal{T}$ is given by $f_B(uv)$ —a value that we can obtain from a suitable membership query.

Therefore we extend a table T by a series of membership queries. We do so until T becomes closed; this is the top loop in Fig. 1. A table T is *closed* if, for any access word

$\mathcal{A} \setminus \mathcal{T}$	ε	0	1
ε	tt	ff	ff
0	ff	tt	ff
\vdots	\vdots	\vdots	\vdots
011	ff	tt	ff

Figure 2. An observation table T

$u \in \mathcal{A}$ and $\sigma \in \Sigma$, there is an access word $u' \in \mathcal{A}$ such that

$$f_B(u\sigma v) = f_B(u'v) \quad \text{for each test word } v \in \mathcal{T}. \quad (1)$$

The closedness condition essentially says that the role of the extended word $u\sigma$ is already covered by some existing word $u' \in \mathcal{A}$. The notion of “role” here, formalized in (1), is a restriction of the well-known Myhill–Nerode relation, from all words $v \in \Sigma^*$ to $v \in \mathcal{T}$.

A closed table T induces a DFA A_T (Fig. 1), much like in the Myhill–Nerode theorem. We note that the resulting DFA A_T is necessarily minimized. The DFA A_T undergoes an *equivalence query* that asks if $A_T \cong B$; an equivalence query is answered with a counterexample—i.e. $w \in \Sigma^*$ such that $f_{A_T}(w) \neq f_B(w)$ —if $A_T \not\cong B$.

The L^* algorithm is a *deterministic* learning algorithm (at least in its original form), unlike many recent learning algorithms that are statistical. The greatest challenge in practical use of the L^* algorithm is to answer equivalence queries. When B is a finite automaton that generates a regular language, there is a complete algorithm for deciding the language equivalence $A_T \cong B$. However, if we use a more expressive model in place of a DFA B , checking $A_T \cong B$ becomes a nontrivial task.

2.3. L^* Algorithm for WFA Learning

The classic L^* algorithm for learning DFAs has seen a *weighted* extension (Balle & Mohri, 2015): it learns a WFA B , again via a series of membership and equivalence queries. The overall structure of the WFA learning algorithm stays the same as in Fig. 1; here we highlight major differences.

Firstly, the entries of an observation table T are now real numbers, reflecting the fact that the value $f_B(uv)$ for a WFA B is in \mathbb{R} instead of in $\{\text{tt}, \text{ff}\}$ (see Def. 2.3).

An example of an observation table is given in Fig. 3.

$\mathcal{A} \setminus \mathcal{T}$	ε	0	1
ε	0.5	0	0.5
0	0	1	0
1	0.2	0.4	0.4

Figure 3. A table T for WFA learning

Secondly, the notion of closedness is adapted to the weighted (i.e. linear-algebraic) setting, as follows. A table T is *closed* if, for any access word $u \in \mathcal{A}$ and $\sigma \in \Sigma$, the vector $(f_B(u\sigma v))_{v \in \mathcal{T}} \in \mathbb{R}^{|\mathcal{T}|}$ can be expressed as a linear combination of the vectors in $\{(f_B(u'v))_{v \in \mathcal{T}} \mid u' \in \mathcal{A}\}$. Note that the vector $(f_B(u'v))_{v \in \mathcal{T}}^\top$ in the latter set is precisely the row vector in T at row u' .

For example, the table T in Fig. 3 is obviously closed, since the three row vectors are linearly independent and thus span the whole \mathbb{R}^3 . The above definition of closedness comes natural in view of Def. 2.2. For a WFA, a configuration (during its execution) is not a single state, but a *weighted superposition* $x \in \mathbb{R}^{Q_A}$ of states. The closedness condition

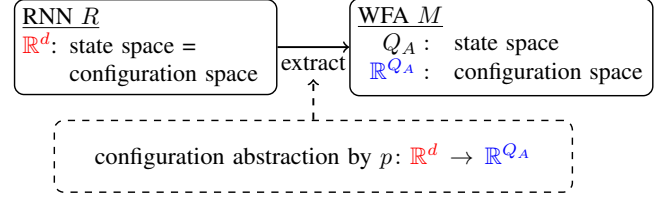


Figure 4. An outline of our WFA extraction

asserts that the role of $u\sigma$ is covered by a suitable superposition of words $u' \in \mathcal{A}$. The construction of the WFA A_T from a closed table T (see Fig. 1) reflects this intuition. See (Balle & Mohri, 2015). We note that the resulting A_T is minimal, much like in §2.2.

3. WFA Extraction from an RNN

We present our main contribution, namely an algorithm that extracts a WFA from a given RNN. After briefly describing its outline (that is the same as Fig. 1), we focus on the greatest challenge of answering equivalence queries.

3.1. Algorithm Outline

Our algorithm uses the weighted L^* algorithm sketched in §2.3. As we discussed in §2.2, the greatest challenge is how to answer equivalence queries; our novel approach is to use *regression* and synthesize what we call a *configuration abstraction function* $p: \mathbb{R}^d \rightarrow \mathbb{R}^{Q_A}$. See Fig. 4.

The outline of our algorithm stays the same as in Fig. 1, where the notions of observation table and closedness is adapted in the way we described in §2.3. Special care is needed about the noisy results of membership queries: using an RNN as B in Fig. 1, a table is unlikely to be precisely closed in the sense of §2.3. We therefore rely on the approximate algorithm presented in (Balle & Mohri, 2015): it employs SVD and cuts off singular values that are smaller than a so-called *rank tolerance*. In the choice of a rank tolerance, we face the trade off between accuracy and regularity; we adopt a heuristics that decreases a rank tolerance once we find it to be too big, that is, when we find equivalence queries returning the same counterexample twice.

Our algorithm is also seen as a weighted extension of the one in (Weiss et al., 2018b); it extracts a DFA from an RNN. We provide a systematic comparison in §3.3.

3.2. Equivalence Queries for WFAs and RNNs

Our algorithm for answering equivalence queries is given in Algorithm 1. The procedure ANS-EQQ is the main algorithm, and it returns either `Equivalent` or a counterexample word (as in Fig. 1). It calls an auxiliary procedure `CONSISTENT?`, whose principal role is to detect that the

Algorithm 1 Answering equivalence queries

```

1: Input: an RNN  $R = (\alpha_R, \beta_R, g_R)$ , a WFA  $A = (Q_A, \alpha_A, \beta_A, (A_\sigma)_{\sigma \in \Sigma})$ , and the following constants: an error tolerance  $e > 0$  per character, a radius  $\eta > 0$  used in Line 19, a radius  $\gamma > 0$  used in CONSISTENT?, and a concentration threshold  $M \in \mathbb{N}$ 

2: procedure ANS-EQQ
    ▷ Output: a counterexample, or Equivalent
3: Initialize  $p: \mathbb{R}^d \rightarrow \mathbb{R}^{Q_A}$  so that  $p(\delta_R(\varepsilon)) = \delta_A(\varepsilon)$ 
4: repeat
5:   restart  $\leftarrow$  false; queue  $\leftarrow \langle \varepsilon \rangle$ 
6:   visited  $\leftarrow \emptyset$ 
7:   while queue is non-empty do
8:      $h \leftarrow \text{pop}(\text{queue})$ 
9:     if  $|f_R(h) - f_A(h)| \geq e \cdot (|h| + 1)$  then
10:      return  $h$  as a counterexample
11:     result  $\leftarrow$  CONSISTENT?( $h, \text{visited}, p$ )
12:     if result = NG then
13:       learn  $p$  again by regression, so that
          $p(\delta_R(h')) = \delta_A(h')$  holds
         for all  $h' \in \text{visited} \cup \{h\}$ 
14:       restart  $\leftarrow$  true
15:     else if result is a counterexample  $w$  then
16:       return  $w$  as a counterexample
17:     else ▷ necessarily result = OK
18:       visited  $\leftarrow$  visited  $\cup \{h\}$ 
19:       if  $\left| \begin{array}{l} B_\eta^\infty(p(f_R(h))) \\ \cap p(f_R(\text{visited})) \end{array} \right| \leq M$  then
20:         push  $h\sigma$  to queue, for each  $\sigma \in \Sigma$ 
21:   until restart is false
22:   return Equivalent

23: procedure CONSISTENT?( $h, \text{visited}, p$ )
    ▷ Input:  $h \in \Sigma^*$ ,  $\text{visited} \subseteq \Sigma^*$ ,  $p: \mathbb{R}^d \rightarrow \mathbb{R}^{Q_A}$ 
    ▷ Output: OK, NG
    (or a counterexample as a side-product)
24:  $X \leftarrow \{h' \in \text{visited} \mid \|p(\delta_R(h')) - p(\delta_R(h))\|_\infty \leq \gamma\}$ 
25: if  $X = \emptyset$  then
26:   return OK
27: else
28:    $h' \leftarrow$  (elem. of  $X$  s.t.  $\|\delta_A(h') - \delta_A(h)\|_\infty > \gamma$ )
29:   if such  $h'$  does not exist then
30:     return OK
31:   else
32:     if  $\left[ \begin{array}{l} \text{we find } s \in \Sigma^* \text{ such that} \\ |f_A(h's) - f_A(hs)| \\ \geq e \cdot (|h's| + 1), \text{ and} \\ \exists h'' \in X \cup \{h\} \text{ such that} \\ |f_A(h''s) - f_R(h''s)| \\ \geq e \cdot (|h''s| + 1) \end{array} \right]$  then
33:       return  $h''s \in \Sigma^*$  as a counterexample
         ▷ counterexample as a side-product
34:     else
35:       return NG
    
```

current configuration abstraction function $p: \mathbb{R}^d \rightarrow \mathbb{R}^{Q_A}$ (Fig. 4) needs to be refined (Line 13). As a side-product, CONSISTENT? may find a counterexample, too (Line 33).

A Prototype: Breadth-First Search for a Counterexample The procedure ANS-EQQ is essentially a breadth-first search for a *counterexample*, that is, a word $h \in \Sigma^*$ such that the output weights $f_R(h)$ (from the RNN) and $f_A(h)$ (from the WFA) differ significantly. Indeed, queue initially contains only the empty word ε (Line 5), and the elements $h\sigma$ pushed to queue (Line 20) are extensions of an element h previously popped from queue (Line 8). In other words, Lines 8–10 and 20, together with the enclosing loops, form a prototype of the procedure ANS-EQQ.

Configuration Abstraction Function A configuration abstraction function $p: \mathbb{R}^d \rightarrow \mathbb{R}^{Q_A}$ is used to decide when to stop the above breadth-first search for counterexamples. See Line 19: the expansion from h to $h\sigma$ is canceled if the η -neighborhood of h contains sufficiently many counterexample candidates that have already been considered. Those previous candidates are stored in visited; see Line 18.

The property we expect from a configuration abstraction function $p: \mathbb{R}^d \rightarrow \mathbb{R}^{Q_A}$ is as follows.

$$p(\delta_R(h)) \approx \delta_A(h) \quad \text{for as many } h \in \Sigma^* \text{ as possible} \quad (2)$$

Recall that the configuration functions $\delta_A: \Sigma^* \rightarrow \mathbb{R}^{Q_A}$ and $\delta_R: \Sigma^* \rightarrow \mathbb{R}^d$ are from Def. 2.2 and 2.6. We synthesize such a function p , by *regression* that uses (roughly) the data $\{(\delta_R(h'), \delta_A(h')) \in \mathbb{R}^d \times \mathbb{R}^{Q_A} \mid h' \in \text{visited}\}$. See Line 13. As the regression methods, we use the *kernel ridge regression* (KRR); further details are in §4.

Refinement of the configuration abstraction function p is conducted in parallel with the breadth-first counterexample search. Specifically, in Line 11, we use the CONSISTENT? procedure to check if the current p —obtained by regression using the previous counterexample candidates—is also consistent with the new candidate h . The consistency means that $p(\delta_R(h))$ and $\delta_A(h)$ are close to each other. If the check fails (i.e. if CONSISTENT? returns NG), we run regression again, and make sure that the new p is consistent with the previous candidates (in visited) as well as the new one h . See Line 13.

The simplest implementation of the CONSISTENT? procedure would therefore be to check if the distance between $p(\delta_R(h))$ and $\delta_A(h)$ is within a prescribed bound. However, following (Weiss et al., 2018b), we use the indirect method that we describe below. Its major advantage is the capability of producing counterexamples as a side-product.

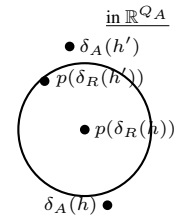


Figure 5. The situation in Line 32

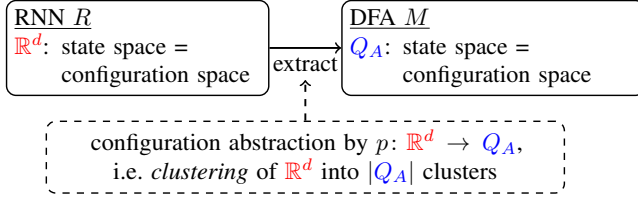


Figure 6. An outline of the DFA extraction in (Weiss et al., 2018b)

Consistency Check for a Configuration Abstraction Function We describe the CONSISTENT? procedure. It returns either OK (p is consistent with the new candidate h), NG (it is not), or a counterexample word (claiming that the current WFA itself needs to be expanded, cf. Fig. 1).

The basic idea is as follows. If we reach Line 32, this means we have the situation in Fig. 5, that is, we have a previous counterexample candidate $h' \in \text{visited}$ such that 1) h' is close to h in terms of $p(\delta_R(_))$, but 2) h' is far away from h in terms of δ_A . This constitutes an obvious contradiction with the property (2) expected from p .

Therefore, in principle, we return NG in case we reach Line 32. Lines 32–33 describe an extra attempt towards turning h' into a counterexample in the sense of Fig. 1.

Specifically, we first search for a suffix $s \in \Sigma^*$ that makes the distance between the configurations $\delta_A(h), \delta_A(h') \in \mathbb{R}^{Q_A}$ (Line 28) “observable,” in the form of the gap between the weights $f_A(hs), f_A(h's) \in \mathbb{R}$. We conduct this search for s by a bounded-depth breadth-first search, much like in (Weiss et al., 2018b). We can theoretically say that such s is likely to exist: since the WFA A_T induced in Fig. 1 is minimal (§2.3), different configurations $\delta_A(h) \neq \delta_A(h')$ should have different behaviors.

The next step in Line 32 is to find a common prefix $h'' \in \Sigma^*$ that turns the gap between $f_A(hs)$ and $f_A(h's)$ into one between f_R and f_A , i.e. the kind of gap that we need for a counterexample in Fig. 1. The search for such $h'' \in X \cup \{h\}$ is easy since the domain is finite.

We note that, in our implementation, Line 28 of Algorithm 1 is simplified so that we sample one h' and check if the required inequality is satisfied. This simplification is also done in (Weiss et al., 2018b).

3.3. Comparison with (Weiss et al., 2018b)

A recent work (Weiss et al., 2018b) introduces an L^* -based algorithm for extracting a DFA from an RNN. Our weighted algorithm can be seen as its weighted extension, in the following sense.

The main technical novelty of the algorithm in (Weiss et al., 2018b) is how to answer equivalence queries. It features the *clustering* of the state space \mathbb{R}^d of an RNN into finitely

many clusters, using support-vector machines (SVM). Each cluster gets an automaton state $q \in Q_A$ assigned to it.

Our theoretical observation is that such clustering amounts to giving a function $p: \mathbb{R}^d \rightarrow Q_A$. Moreover, for a DFA, Q_A is the configuration space (as well as the state space, see Def. 2.4). Therefore, the DFA extraction algorithm in (Weiss et al., 2018b) can be outlined as in Fig. 6—a scheme that is perfectly parallel to our WFA extraction algorithm (Fig. 4).

4. Experiments

4.1. Experimental Settings

We demonstrate the effectiveness of our regression-based algorithm by experiments. Our comparison is against a straightforward adaptation of the L^* algorithm that we call EQQ-T; it uses simpler answers to equivalence queries based on testing.

In what follows, our algorithm (presented in §3) adopting the kernel ridge regression (KRR) as a configuration abstraction function is denoted by REGR(e), designating explicitly an error tolerance e (Algorithm 1). The other parameters in Algorithm 1 are fixed by $\eta = 0.1, \gamma = 0.001$ and $M = 10$.

As our targets of WFA extraction, we use two classes of RNNs: $R_{\text{WFA}(k)}$ and R_{SIMULINK} . $R_{\text{WFA}(k)}$ (with $k \in \{2, 5\}$) are trained using WFAs; and R_{SIMULINK} is a prototype example towards practical usage, specifically in anomaly detection. All these RNNs are trained using datasets $\{(w, r)\}$ where $w \in \Sigma^*$ and $r \in \mathbb{R}$; for simplicity, we restrict the range of the weight r to be in the unit interval $[0, 1]$.

Baseline Algorithm: EQQ-T(e_t, n_t, l_t) The baseline WFA extraction algorithm EQQ-T follows the outline in Fig. 1, but its algorithm for equivalence queries is simpler than our regression-based one. Specifically, it uses *testing*: in answering an equivalence query, a *test word set* $W_t \subseteq \Sigma^*$ is generated, and it checks if $|f_R(u) - f_{A_T}(u)| < e_t$ holds for each $u \in W_t$. If this holds, the WFA A_T and the RNN R are deemed equivalent. Otherwise, we return $\text{argmax}_{u \in W_t} |f_R(u) - f_{A_T}(u)|$ as a counterexample (Fig. 1).

The algorithm has three parameters (e_t, n_t, l_t), where $e_t > 0$ is the error tolerance used in the above. The other two is about random generation of W_t : we randomly pick (at most) n_t words of length l , for each $l \in [0, l_t]$. This gives us a test word set W_t of size (roughly) $n_t \cdot l_t$.

Implementation and Machine Environment

We implemented our WFA extraction algorithm, in Python (Rossum, 1995). Our target RNNs are 2-layer LSTM networks (dimensions differ) and are trained by dynet (Neubig et al., 2017). The experiments were conducted on a p3.2xlarge instance on Amazon Web Service (Dec 2018),

with one NVIDIA Tesla V100 GPU, eight vCPUs of Xeon E5-2686 v4 (Broadwell), and 61GiB memory.

For the regression for a configuration abstraction function p (Line 13 of Algorithm 1), we used KRR and GPR regression, both with the RBF kernel. See e.g. (Murphy, 2012). In particular, our use of the RBF kernel concurs its use in the SVM-based clustering in (Weiss et al., 2018b).

4.2. Target I: $R_{WFA(k)}$ (WFAs)

Preparation of the target RNN In this experiment, we evaluate our method on RNNs $R_{WFA(k)}$, which are trained using randomly generated WFAs over an alphabet set of size $k \in \{2, 5\}$; we call those WFAs the *origin* ones. We trained the RNNs as follows: given an alphabet set of size k , we first construct 10 origin WFAs A such that $|Q_A| = 10$ and each entry of initial vector α_A , final vector β_A , and transition matrix A_σ is assigned a random real value (with normalization); then, we provide dataset T_k by sampling 2000 words w such that $w \in \Sigma_k^*$ and $|w| \leq 20$, and train a RNN on the set of input–output pairs of $w \in T_k$ and $f_A(w)$ for each origin WFA A . The dimension of the RNN is 10 (if $k = 2$) or 100 (if $k = 5$). We confirmed that all the trained RNNs achieve 99.9+% accuracy on a testing dataset obtained in the same way as training dataset T_k .

Experimental Results We evaluated the root mean squared error (RMSE) of an extracted WFA against a target RNN, extraction times, the number of states of the extracted WFA. The results are shown in the second and third rows of Table 1. We observe there that WFAs extracted by REGR achieve the roughly same RMSE as the ones extracted by EQQ-T, while REGR terminates much (9.6–40.0 times) faster than EQQ-T. We also observe that the WFAs extracted by EQQ-T tend to have large standard deviations for the RMSE (about 1.5–3.0 times larger than the mean) and the number of states (about 1/3–2/3 of the mean) when $(e_t, n_t) = (0.01, 20)$.

Furthermore, as discussed in §1, we confirm that our algorithm finds a balance between two conflicting requirements that equivalence queries should be answered precisely whereas equivalence between a WFA and a RNN should be announced timely. It would be possible to check “closedness” of a WFA and a RNN, instead of their true equivalence, as in EQQ-T, but it is difficult to predict when to deem they are “close enough.” To see the difficulty, we show how accuracy of WFAs extracted by EQQ-T changes in accordance with training time. We define the *accuracy* of a WFA against a RNN R on a word set T under error tolerance e as follows:

$$\frac{|\{w \in T \mid |f_A(w) - f_R(w)| \leq e\}|}{|T|}$$

From the upper graph in Figure 7, it is found that EQQ-T(0.01,20,100) and EQQ-T(0.1,40,10) need a long time

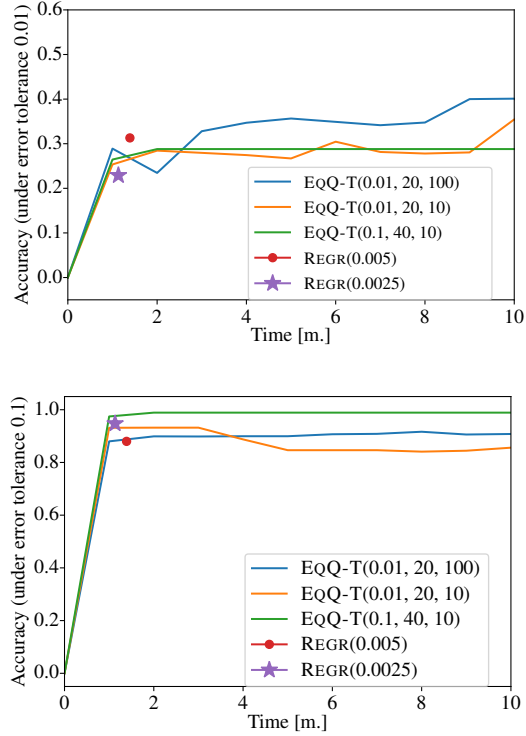


Figure 7. Testing accuracy with error tolerance 0.01 and 0.1 in accordance with change of training time (in minutes) for $R_{WFA(5)}$.

to extract WFAs with high accuracy, while the accuracy of WFAs extracted EQQ-T(0.01,20,10) does not change along with time; thus, extraction after two minutes does not contribute to accuracy of WFAs. The lower graph in Figure 7 shows that WFAs extracted by EQQ-T(0.01,20,10) degrades the accuracy along with time, which means that taking a long time to extract not only wastes computation resource but also can result in worse performance result. In contrast with EQQ-T, our method REGR succeeds in extracting WFAs with comparable accuracy in a short time, which prevents computation resource to be wasted and the accuracy performance of WFAs to be degraded.

4.3. Target II: $R_{SIMULINK}$ (Anomaly Detection)

Preparation of the target RNN

The second target RNN $R_{SIMULINK}$ is taken from the application domain of anomaly detection of hybrid systems.

It is a 2-layer RNN with 50 dimensions in each layer. Its input is a sequence w that is meant to be fed to a hybrid system model \mathcal{M} written in Simulink (Moler, 2008); see the above figure. The RNN’s expected output is the degree of anomaly of the output signal $\mathcal{M}(w)$ that corresponds to w .

$$w \rightarrow \boxed{\mathcal{M}} \xrightarrow{\mathcal{M}(w)}$$

Table 1. Performance of WFA extraction algorithms on RNNs $R_{\text{WFA}(2)}$, $R_{\text{WFA}(5)}$, and R_{SIMULINK} . Testing words are randomly generated so that their lengths are between 20 and 39. Extraction times are in seconds. The time limit for EQQ-T is set to 1000 seconds. Each entry m/v in rows for $R_{\text{WFA}(2)}$ and $R_{\text{WFA}(5)}$ shows mean m and variance v of the results for 10 extracted WFAs.

		REGR(0.005)	REGR(0.0025)	EQQ-T(0.01,20,100)	EQQ-T(0.01,20,10)	EQQ-T(0.1,40,10)
$R_{\text{WFA}(2)}$	Extraction time	26.82/14.27	26.04/7.797	937.3/206.8	621.8/381.3	250.7/401.9
	RMSE	0.03371/0.02475	0.04292/0.03636	0.04683/0.06197	0.02441/0.04620	0.03563/0.01145
	#(states)	9.50/1.96	11.1/1.91	18.0/12.9	17.5/6.31	8.80/0.63
$R_{\text{WFA}(5)}$	Extraction time	83.41/43.88	67.95/25.38	1006/8.420	1004/4.502	641.2/478.1
	RMSE	0.04879/0.05897	0.04467/0.02815	1.094/1.994	1.477/4.566	0.07147/0.07898
	#(states)	12.4/1.65	12.5/2.72	23.4/13.2	18.7/10.6	10.7/0.95
R_{SIMULINK}	Extraction time	72.15	56.83	1003	1002	1003
	RMSE	0.5593	0.1065	2.797	0.1579	0.09570
	#(states)	4	5	8	5	10

More specifically, we used as \mathcal{M} the *automatic transmission* (AT) model in (Hoxha et al., 2014). We expressed the anomaly by the STL formula $\varphi = (\square_{[0,29]}(\text{speed} < 100) \vee \square_{[29,30]}(\text{speed} > 65))$, taken from (Zhang et al., 2018). The degree of anomaly was measured in the robust semantics of STL (Fainekos & Pappas, 2009). The input alphabet was $\Sigma = \{(100, 0), (50, 0), (0, 0), (0, 162.5), (0, 325)\}$, where a pair (t, b) represents the values of throttle and brake, respectively. Our training dataset was $\{(w_i, r_i)\}_i$, where $w_i \in \Sigma^{10}$ and r_i is the robust semantics of the formula φ under the sequence $\mathcal{M}(w_i)$. Finally, we note that the original robustness values (in \mathbb{R}) were mapped to the interval $[0, 1]$, via a suitable sigmoid-like function f such that $f(x) \in [0, 1]$, $f(p) = 1/2$ and $f(0) = 1/8$. The sigmoid-like function f is given by

$$\frac{1}{2} + \frac{3(x-p)}{2\sqrt{7p^2 + 9(x-p)^2}}.$$

Experimental Results The performance results of the WFA extraction algorithms for R_{SIMULINK} are shown in the fourth row of Table 1. Our method REGR extracts a WFA that achieves the RMSE which is roughly the same as the best RMSE among WFAs extracted by EQQ-T in a short time, though EQQ-T times out for all cases.

5. Conclusion

We proposed a method to extract a WFA from an RNN that takes a word $w \in \Sigma^*$ and returns a real value. Our method utilizes a regression method to investigate internal states of RNNs. Our method is as accurate as the simple method EQQ-T to do the extraction accurately, and satisfies the conflicting requirements that equivalence query between a WFA and a RNN should be decided precisely and that their equivalence should be announced timely.

Acknowledgement This work is supported by JST ERATO HASUO Metamathematics for Systems Design Project

(No. JPMJER1603), and JSPS Grants-in-Aid No. 15KT0012 & 18J22498.

References

- Angluin, D. Learning regular sets from queries and counterexamples. *Inf. Comput.*, 75(2):87–106, 1987. doi: 10.1016/0890-5401(87)90052-6. URL [https://doi.org/10.1016/0890-5401\(87\)90052-6](https://doi.org/10.1016/0890-5401(87)90052-6).
- Ayache, S., Eyraud, R., and Goudian, N. Explaining black boxes on sequential data using weighted automata. *CoRR*, abs/1810.05741, 2018. URL <http://arxiv.org/abs/1810.05741>. to appear in Proc. ICGI 2018.
- Balle, B. and Mohri, M. Learning weighted automata. In Maletti, A. (ed.), *Algebraic Informatics - 6th International Conference, CAI 2015, Stuttgart, Germany, September 1-4, 2015. Proceedings*, volume 9270 of *Lecture Notes in Computer Science*, pp. 1–21. Springer, 2015. ISBN 978-3-319-23020-7. doi: 10.1007/978-3-319-23021-4_1. URL https://doi.org/10.1007/978-3-319-23021-4_1.
- Balle, B., Carreras, X., Luque, F. M., and Quattoni, A. Spectral learning of weighted automata - A forward-backward perspective. *Machine Learning*, 96(1-2):33–63, 2014. doi: 10.1007/s10994-013-5416-x. URL <https://doi.org/10.1007/s10994-013-5416-x>.
- Balle, B., Panangaden, P., and Precup, D. A canonical form for weighted automata and applications to approximate minimization. In *30th Annual ACM/IEEE Symposium on Logic in Computer Science, LICS 2015, Kyoto, Japan, July 6-10, 2015*, pp. 701–712. IEEE Computer Society, 2015. ISBN 978-1-4799-8875-4. doi: 10.1109/LICS.2015.70. URL <https://doi.org/10.1109/LICS.2015.70>.
- Balle, B., Gourdeau, P., and Panangaden, P. Bisimulation metrics for weighted automata. In Chatzigiannakis, I.,

- Indyk, P., Kuhn, F., and Muscholl, A. (eds.), *44th International Colloquium on Automata, Languages, and Programming, ICALP 2017, July 10-14, 2017, Warsaw, Poland*, volume 80 of *LIPICs*, pp. 103:1–103:14. Schloss Dagstuhl - Leibniz-Zentrum fuer Informatik, 2017. ISBN 978-3-95977-041-5. doi: 10.4230/LIPICs.ICALP.2017.103. URL <https://doi.org/10.4230/LIPICs.ICALP.2017.103>.
- Bartocci, E., Deshmukh, J. V., Donzé, A., Fainekos, G. E., Maler, O., Nickovic, D., and Sankaranarayanan, S. Specification-based monitoring of cyber-physical systems: A survey on theory, tools and applications. In Bartocci, E. and Falcone, Y. (eds.), *Lectures on Runtime Verification - Introductory and Advanced Topics*, volume 10457 of *Lecture Notes in Computer Science*, pp. 135–175. Springer, 2018. ISBN 978-3-319-75631-8. doi: 10.1007/978-3-319-75632-5_5. URL https://doi.org/10.1007/978-3-319-75632-5_5.
- Droste, M., Kuich, W., and Vogler, H. *Handbook of Weighted Automata*. Monographs in Theoretical Computer Science. An EATCS Series. Springer Berlin Heidelberg, 2009. ISBN 9783642014925.
- Fainekos, G. E. and Pappas, G. J. Robustness of temporal logic specifications for continuous-time signals. *Theor. Comput. Sci.*, 410(42):4262–4291, 2009. doi: 10.1016/j.tcs.2009.06.021. URL <http://dx.doi.org/10.1016/j.tcs.2009.06.021>.
- Giles, C. L., Miller, C. B., Chen, D., Chen, H., Sun, G., and Lee, Y. Learning and extracting finite state automata with second-order recurrent neural networks. *Neural Computation*, 4(3):393–405, 1992. doi: 10.1162/neco.1992.4.3.393. URL <https://doi.org/10.1162/neco.1992.4.3.393>.
- Giles, C. L., Horne, B. G., and Lin, T. Learning a class of large finite state machines with a recurrent neural network. *Neural Networks*, 8(9):1359–1365, 1995. doi: 10.1016/0893-6080(95)00041-0. URL [https://doi.org/10.1016/0893-6080\(95\)00041-0](https://doi.org/10.1016/0893-6080(95)00041-0).
- Hoxha, B., Abbas, H., and Fainekos, G. E. Benchmarks for temporal logic requirements for automotive systems. In *1st and 2nd International Workshop on Applied Verification for Continuous and Hybrid Systems (ARCH@CPSWeek 2014, ARCH@CPSWeek 2015)*, volume 34 of *EPiC Series in Computing*, pp. 25–30. EasyChair, 2014.
- Moler, C. B. Introduction to MATLAB / SIMULINK. In *Numerical Computing with MATLAB, Revised Reprint*, chapter 1, pp. 1–51. SIAM, Philadelphia, 2008. ISBN 978-0-89871-660-3. doi: 10.1137/1.9780898717952.ch1. URL <http://epubs.siam.org/doi/book/10.1137/1.9780898717952>.
- Murphy, K. P. *Machine Learning: A Probabilistic Perspective*. The MIT Press, 2012. ISBN 0262018020, 9780262018029.
- Neubig, G., Dyer, C., Goldberg, Y., Matthews, A., Ammar, W., Anastasopoulos, A., Ballesteros, M., Chiang, D., Clothiaux, D., Cohn, T., Duh, K., Faruqui, M., Gan, C., Garrette, D., Ji, Y., Kong, L., Kuncoro, A., Kumar, G., Malaviya, C., Michel, P., Oda, Y., Richardson, M., Saphra, N., Swayamdipta, S., and Yin, P. Dynet: The dynamic neural network toolkit. *arXiv preprint arXiv:1701.03980*, 2017.
- Omlin, C. W. and Giles, C. L. Extraction of rules from discrete-time recurrent neural networks. *Neural Networks*, 9(1):41–52, 1996. doi: 10.1016/0893-6080(95)00086-0. URL [https://doi.org/10.1016/0893-6080\(95\)00086-0](https://doi.org/10.1016/0893-6080(95)00086-0).
- Rabusseau, G., Li, T., and Precup, D. Connecting weighted automata and recurrent neural networks through spectral learning. *CoRR*, abs/1807.01406, 2018. URL <http://arxiv.org/abs/1807.01406>.
- Rossum, G. Python reference manual. Technical report, Amsterdam, The Netherlands, The Netherlands, 1995.
- Weiss, G., Goldberg, Y., and Yahav, E. On the practical computational power of finite precision RNNs for language recognition. In Gurevych, I. and Miyao, Y. (eds.), *Proceedings of the 56th Annual Meeting of the Association for Computational Linguistics, ACL 2018, Melbourne, Australia, July 15-20, 2018, Volume 2: Short Papers*, pp. 740–745. Association for Computational Linguistics, 2018a. ISBN 978-1-948087-34-6. URL <https://aclanthology.info/papers/P18-2117/p18-2117>.
- Weiss, G., Goldberg, Y., and Yahav, E. Extracting automata from recurrent neural networks using queries and counterexamples. In Dy, J. G. and Krause, A. (eds.), *Proceedings of the 35th International Conference on Machine Learning, ICML 2018, Stockholm, Sweden, July 10-15, 2018*, volume 80 of *JMLR Workshop and Conference Proceedings*, pp. 5244–5253. JMLR.org, 2018b. URL <http://proceedings.mlr.press/v80/weiss18a.html>.
- Zhang, Z., Ernst, G., Sedwards, S., Arcaini, P., and Hasuo, I. Two-layered falsification of hybrid systems guided by Monte Carlo tree search. *IEEE Trans. on CAD of Integrated Circuits and Systems*, 37(11):2894–2905, 2018. doi: 10.1109/TCAD.2018.2858463. URL <https://doi.org/10.1109/TCAD.2018.2858463>.