
Online Convex Dictionary Learning

Abhishek Agarwal Jianhao Peng Olga Milenkovic

Department of Electrical and Computer Engineering, University of Illinois at Urbana Chamapaign

Abstract

Dictionary learning is a dimensionality reduction technique widely used in data mining, machine learning and signal processing alike. Nevertheless, many dictionary learning algorithms such as variants of Matrix Factorization (MF) do not adequately scale with the size of available datasets. Furthermore, scalable dictionary learning methods lack interpretability of the derived dictionary matrix. To mitigate these two issues, we propose a novel low-complexity, batch online convex dictionary learning algorithm. The algorithm sequentially processes small batches of data maintained in a fixed amount of storage space, and produces meaningful dictionaries that satisfy convexity constraints. Our analytical results are two-fold. First, we establish convergence guarantees for the proposed online learning scheme. Second, we show that a subsequence of the generated dictionaries converges to a stationary point of the approximation-error function. Experimental results on synthetic and real world datasets demonstrate both the computational savings of the proposed online method with respect to convex non-negative MF, and performance guarantees comparable to those of online non-convex learning.

eigendecomposition (Van Der Maaten et al., 2009), dictionary learning enforces fewer restrictions on the choice of the basis and hence ensures larger representation flexibility for complex datasets. At the same time, it provides a natural, application-specific interpretation for the dictionaries. In many settings, a sparse representation is sought to accommodate applications such as clustering, in which dictionary elements may be viewed as cluster centroids (Rubinstein et al., 2010; Dai et al., 2012).

Dictionary learning is a special instance of matrix factorization (MF) with sparsity constraints. Many matrix factorization problems are non-convex and NP-hard (Li et al., 2016; Lin, 2007; Vavasis, 2009), but can often be solved (suboptimally) using alternating optimization approaches for finding local optima (Lee & Seung, 2001). MF methods have also been studied under various modeling constraints (Ding et al., 2010; Srebro et al., 2005; Liu et al., 2012; Bach et al., 2008). The most frequently used constraints are non-negativity, semi-non-negativity, orthogonality and convexity (Ding et al., 2010). For data a priori known to be non-negative (Lee & Seung, 2001; Paatero & Tapper, 1994), non-negativity constraints lead to results that better capture relevant data properties (Wang et al., 2017; Févotte & Dobigeon, 2015). Furthermore, adding certain constraints can accelerate the convergence rate of MF solvers (Gillis & Glineur, 2012).

A dictionary learning method of special interest is convex MF (Ding, Li & Jordan, 2010). Convex MF requires the dictionary to be a convex combination of the observed data samples (Esser et al., 2012; Bouchard et al., 2013). In the context of clustering, the convexity constraint ensures that the cluster centroids are probabilistic combinations of the data samples, which is of great relevance for practical knowledge extraction. Unfortunately, MF and convex MF methods have scalability issues, as the number of matrix multiplications and convex optimization steps depends both on the number of data samples and their dimensionality. To address the scal-

1 Introduction

Dictionary learning is a widely used dimensionality reduction technique (Tosic & Frossard, 2011; Mairal et al., 2009) whose goal is to find a basis that allows for a sparse representation of the underlying data. Compared to other dimensionality reduction techniques based on

ability issue for MF techniques (Gribonval et al., 2015; Lee et al., 2007; Kasiviswanathan et al., 2012), the authors of (Mairal et al., 2010) introduced an online algorithm for dictionary learning that minimizes a surrogate function amenable to sequential optimization. Their online algorithm comes with strong performance guarantees, asserting that its solution converges almost surely to a local optima of the generalization loss.

No currently known dictionary learning algorithms are able to combine convexity constraints, needed for interpretability, and online processing approaches, needed for scaling. We propose the first dictionary learning method accounting for both constraints, termed batch *online convex dictionary learning*. The algorithm takes as its input sequential batches of samples and updates a running version of a convex dictionary. The method allows for both sparse data and sparse dictionary representations. In the latter context, sparsity refers to restricting each dictionary element to be a convex combination of a small number of data samples. In addition to providing a simple explanation for the dictionary, the sparse dictionary constraints also allows one to maintain small, fixed-size subsets of data samples that are typical of the underlying clusters. This is of special relevance in applications for which storing the entire dataset is prohibitively costly.

Our online convex dictionary learning method, described in Section 2 and Section 3, comes with provable performance guarantees. In Section 4, we show that the output of the algorithm converges and that a subsequence of the learned dictionaries converges to a stationary point of the approximation-error function. To demonstrate the practical utility of the learning method, we also empirically test its performance on both synthetic and real world datasets. The real world datasets include image, text, and other types of data retrieved from the UCI Machine Learning repository (Dua & Graff, 2017), and are described in Section 5. Our experimental results reveal that the online convex method runs significantly faster than its non-online counterpart, and produces quality clustering results and data sample representations.

2 Notation and Problem Formulation

Matrices are denoted by capital bold font letters, while random variables (RVs) are denoted by capital letters. Random vectors are described by capital underlined letters, while realizations of random vectors are denoted by lower-case bold letters. Point sets (regions) are denoted by calligraphic letters. The set $\{1, \dots, l\}$, for any positive integer l , is denoted by $[l]$. Furthermore, the l^{th} column of a matrix \mathbf{M} is denoted by $\mathbf{M}[\![l]\!]$, and the element in row r , column l is written as $\mathbf{M}[r, l]$. Similarly, the l^{th} coordinate of a vector \mathbf{x} is denoted by $\mathbf{x}[\![l]\!]$.

We also use $\text{col}(\mathbf{M})$ to denote the set of columns of \mathbf{M} , and let $\text{cvx}(\mathbf{M})$ stand for the convex hull of $\text{col}(\mathbf{M})$. With a slight abuse of notation, we let $[\mathcal{M}]$ stand for the matrix obtained by stacking vectors in $\mathcal{M} \subset \mathbb{R}^m$ in an arbitrary order, column-wise.

Data samples are modeled as random vectors $\underline{\mathbf{X}}$ drawn from the union of k disjoint, convex compact regions (clusters), $\mathcal{C}^{(i)} \in \mathbb{R}^m$, $i = 1, \dots, k$. Each cluster is independently selected as the support with probability $1/k$, and the vector $\underline{\mathbf{X}}$ is subsequently sampled from the chosen cluster according to a mildly constrained marginal distribution (described in detail in Section 4). Our goal is to find a dictionary $\mathbf{D} \in \mathbb{R}^{m \times k}$ in which $\mathbf{D}[\![i]\!]$ corresponds to cluster $\mathcal{C}^{(i)}$, such that every data sample $\underline{\mathbf{X}}$ can be (sparsely) approximated in the form $\mathbf{D}\alpha$, $\alpha \in \mathbb{R}^k$. Here, α stands for the coefficient vector of the dictionary.

The data approximation-error $g(\mathbf{D})$ induced by the dictionary \mathbf{D} is defined as:

$$g(\mathbf{D}) \triangleq \mathbb{E}_{\underline{\mathbf{X}}}[\min_{\alpha \in \mathbb{R}^k} \|\underline{\mathbf{X}} - \mathbf{D}\alpha\|_F^2 + \lambda \|\alpha\|_1], \quad \mathbf{D} \in \mathcal{D}, \quad (1)$$

where $\mathcal{D} \triangleq \{\mathbf{D} \in \mathbb{R}^{m \times k} : \mathbf{D}[\![i]\!] \in \mathcal{C}^{(i)}, i \in [k]\}$, and the expectation is taken with respect to the data distribution. We enforce a convexity constraint on the dictionaries $\mathbf{D} \in \mathcal{D}$ by requiring $\mathbf{D}[\![i]\!]$ to be a convex combination of points in the cluster $\mathcal{C}^{(i)}$. The parameter λ controls the sparsity of the coefficient vector α , and it can be chosen according to the application at hand.

The online algorithm described in the next section outputs a dictionary $\mathbf{D} \in \mathcal{D}$ that asymptotically minimizes the approximation-error $g(\mathbf{D})$ via sequential processing of batches of data samples $\underline{\mathbf{X}}$. We prove that the proposed algorithm converges almost surely. Moreover, we prove that there exists a subsequence of the generated sequence of dictionaries for which the approximation-error $g(\mathbf{D}_t)$ converges almost surely to a stationary point of g .

3 Online Convex Dictionary Learning

We first introduce the approximation-error of a single data point $\mathbf{x} \in \mathbb{R}^m$ as

$$\ell(\mathbf{x}, \mathbf{D}, \alpha) \triangleq \frac{1}{2} \|\mathbf{x} - \mathbf{D}\alpha\|_F^2 + \lambda \|\alpha\|_1. \quad (2)$$

Furthermore, we define the following functions of the approximation-error $\ell(\mathbf{x}, \mathbf{D}, \alpha)$:

$$\ell(\mathbf{x}, \mathbf{D}) = \min_{\alpha \in \mathbb{R}^k} \ell(\mathbf{x}, \mathbf{D}, \alpha), \quad (3)$$

$$\ell(\mathcal{S}, \mathbf{D}) \triangleq \frac{1}{|\mathcal{S}|} \sum_{(\mathbf{x}, \alpha_{\mathbf{x}}) \in \mathcal{S}} \ell(\mathbf{x}, \mathbf{D}, \alpha_{\mathbf{x}}), \quad (4)$$

$$\ell^*(\mathcal{S}, \mathbf{D}) \triangleq \frac{1}{|\mathcal{S}|} \sum_{(\mathbf{x}, \alpha_{\mathbf{x}}) \in \mathcal{S}} \ell(\mathbf{x}, \mathbf{D}), \quad (5)$$

where \mathcal{S} denotes an arbitrary set of pairs of real-valued vectors, $(\mathbf{x}, \alpha_{\mathbf{x}})$.

The original problem of minimizing the approximation-error in Eq. (1) cannot be efficiently solved in an iterative manner since the function $g(\mathbf{D})$ is non-convex and NP-hard to optimize. One way to reduce the complexity of the problem is to find a sub-optimal solution that sequentially optimizes its empirical estimate $g_t(\mathbf{D})$,

$$g_t(\mathbf{D}) \triangleq \frac{1}{t} \sum_{n=1}^t \ell^*(\mathcal{S}_n, \mathbf{D}). \quad (6)$$

Keeping a running dictionary estimate \mathbf{D}_t that optimizes $g_t(\mathbf{D})$ involves updating the coefficient vectors for all the previous batches at each step t . Hence, we introduce the notion of *surrogate functions* to make the task of updating both the coefficient vector α and the dictionary estimate \mathbf{D} tractable.

The proposed online convex dictionary learning algorithm in Alg. 2 optimizes the surrogate function $\hat{g}_t(\mathbf{D})$, defined below, to update the running estimate of the dictionary at the time t , \mathbf{D}_t :

$$\hat{g}_t(\mathbf{D}) \triangleq \frac{1}{t} \sum_{n=1}^t \ell(\mathcal{S}_n, \mathbf{D}). \quad (7)$$

Here, \mathcal{S}_n denotes a *batch* of pairs at step n . Each pair $(\mathbf{x}, \alpha_{\mathbf{x}}) \in \mathcal{S}_n$ contains data \mathbf{x} and its corresponding coefficient vector $\alpha_{\mathbf{x}}$ computed with respect to \mathbf{D}_{n-1} .

The surrogate function $\hat{g}_t(\mathbf{D})$ processes the data in batches, $\{\mathcal{S}_t\}_t$, such that a batch contains exactly one entry from each cluster. This is done to ensure that \mathbf{D}_t converge to a local optima \mathbf{D}_t^* (Lemma 2). To satisfy the convexity constraint on \mathbf{D}_t , $\mathbf{D}_t[i] \in \mathcal{C}_i$, our algorithm constraints the dictionary \mathbf{D}_t using the observed data samples $\{\mathcal{S}_t\}_t$ since the regions $\mathcal{C}^{(i)}, i \in [k]$ are unknown a priori. For each cluster $\mathcal{C}^{(i)}, i \in [k]$, we dynamically maintain and update a set of a fixed number N_i of data samples arranged in a matrix $\hat{\mathbf{X}}_t^{(i)}$, and constrain $\mathbf{D}_t[i]$ to lie in $\text{cvx}(\hat{\mathbf{X}}_t^{(i)})$. Clearly, $\hat{\mathbf{X}}_t^{(i)} \in \mathbb{R}^{m \times N_i}$ and

$$\text{col}(\hat{\mathbf{X}}_t^{(i)}) \subset \left\{ \mathbf{x} : (\mathbf{x}, \alpha_{\mathbf{x}}) \in \{\mathcal{S}_n\}_{n \leq t} \ \& \ \underset{j}{\operatorname{argmax}} \alpha_{\mathbf{x}}[j] = i \right\}.$$

For simplicity, we refer to both $\hat{\mathbf{X}}_t^{(i)}$ and $\text{cvx}(\hat{\mathbf{X}}_t^{(i)})$ as the *representative region* of $\mathcal{C}^{(i)}$. The representative region provides both an “estimate” of the unknown cluster and a small set of characteristic samples from the cluster which may be used for additional processing.

The initialization algorithm, described in Alg. 1, generates an initial estimate of the dictionary \mathbf{D}_0 and of the representative regions $\{\text{cvx}(\hat{\mathbf{X}}_0^{(i)})\}_{i \in [k]}$. As part of the process, one first collects N data samples, described by the

matrix $\hat{\mathbf{X}}$. Then, a procedure similar to the one described in (Ding et al., 2010) is executed: it involves running the K-means algorithm on the collected points and creating a cluster indicator matrix $\mathbf{H} \in \{0, 1\}^{N \times k}$ such that $\mathbf{H}[n, i] = 1$, if data sample n lies in cluster i . The sizes of the obtained clusters equal to N_1, N_2, \dots, N_k , so that $N = N_1 + \dots + N_k$. The convex hulls of the points within the clusters serve as the representative regions. The matrix \mathbf{D}_0 equals $\hat{\mathbf{X}} \mathbf{H} \mathbf{G}_N^{-1}$, where $\mathbf{G}_N = \text{diag}(N_1, N_2, \dots, N_k)$.

Two remarks are in order. First, note that initialization is performed using only a small set of N data samples. Hence, it negligibly increases the overall complexity of the online algorithm. Second, to ensure that the online algorithm covers all cluster, at least one point per cluster needs to be identified. Nevertheless, collecting $m + 1$ points is desirable for proper estimation of the representative regions in the first iteration of the algorithm, and for reducing the number of iterations in the update rules.

Upon initialization, for each sampling time t , we collect a batch of points in Step 4. Step 4 calls Alg. 3 and terminates when the obtained batch of points \mathcal{S}_t contains at least one entry from each cluster. Alg. 3 classifies the points in \mathcal{S}_t according to the procedure described in Step 7. Note that Step 7 in Alg. 3 may not always produce the correct classification. Nevertheless, for minimizing $g(\mathbf{D})$ we do not necessarily require the assignment described in Eq. (10) to be error-free. This claim holds due to the following observations. Errors introduced in this step affect the constraint that $\mathbf{D} \in \mathcal{D}$. However, the volume of the estimated clusters produced by the algorithm in the presence of errors is always larger than that obtained without errors. Thus, the approximation-error can only be smaller. Although the generated dictionary elements may not satisfy $\mathbf{D} \in \mathcal{D}$, extensive simulations reveal that for sufficiently large values of $N_i, i \in [k]$, and proper initialization, the algorithm still produces representative dictionaries for the clusters. For analytical tractability, we assume that the classification procedure is error-free.

Candidate data points for the representative region $\hat{\mathbf{X}}_t^{(i)}$ are obtained in Step 7 of Alg. 2. In Step 9 we update the representative regions $\{\hat{\mathbf{X}}_t^{(i)}\}_{i \in [k]}$ and the running dictionary estimate \mathbf{D}_t by minimizing the approximation-error obtained by solving $\prod_i N_i$ convex problems. Each convex problem involves one out of N_i choices for the candidate representative region of cluster $\mathcal{C}^{(i)}, i \in [k]$.

In theory, the online convex dictionary learning method works for all values of k and m , and our analysis pertains to this unrestricted scenario. Nevertheless, in practice, the batch method and convex methods in general are only tractable for small k and m , in which case one may actually solve $\prod_i N_i$ convex problems in each iteration.

For large k or m , a greedy algorithm may be used instead; the greedy algorithm updates $\hat{\mathbf{X}}_t^{(i)}$ sequentially for each cluster $i \in [k]$ using Alg. 4.

It is worth to point out that optimizing the surrogate function \hat{g}_t does not influence the asymptotic approximation-error with respect to the function $g(\mathbf{D})$, as iteratively optimizing the surrogate function $\hat{g}_t(\mathbf{D})$ with respect to $\mathbf{D} \in \mathcal{D}$ produces a subsequence that converges to a stationary point of $g(\mathbf{D})$. Thus, asymptotically, optimizing over the representative region $\text{cvx}(\hat{\mathbf{X}}_t^{(i)})$ is equivalent to optimizing over the whole region $\mathcal{C}^{(i)}$.

Algorithm 1 Initialization

- 1: **Inputs:** Samples \mathbf{x} of random vectors $\underline{\mathbf{X}} \in \mathbb{R}^m$ drawn from k (equiprobable) clusters
- 2: Collect N data samples, $\hat{\mathbf{X}} = \{\mathbf{x}_1, \mathbf{x}_2, \dots, \mathbf{x}_N\}$
- 3: Run K-means on $\hat{\mathbf{X}}$ to obtain the cluster indicator matrix $\mathbf{H} \in \{0, 1\}^{N \times k}$ and cluster size matrix \mathbf{G}_N .
- 4: Compute \mathbf{D}_0 as the following average:

$$\mathbf{D}_0 = \hat{\mathbf{X}} \mathbf{H} \mathbf{G}_N^{-1}$$

- 5: For $i \in [k]$, compute $\hat{\mathbf{X}}_0^{(i)}$ according to

$$\hat{\mathbf{X}}_0^{(i)} = \{[\mathbf{x}_n : \mathbf{H}[n, i] = 1 \text{ for } n \in [N]]\}$$

- 6: **Return:** $\mathbf{D}_0, \{\hat{\mathbf{X}}_0^{(i)}\}_{i \in [k]}, \mathbf{A}_0 = \mathbf{0}, \mathbf{B}_0 = \mathbf{0}$
-

4 Convergence Analysis

In what follows, we prove that Alg. 2 converges almost surely, and that using the surrogate function $\hat{g}_t(\mathbf{D})$ gives the same asymptotic result as if $g(\mathbf{D})$ were used instead. More precisely, we show that there exists a subsequence $\{\mathbf{D}_{t_j}\}_j$ of $\{\mathbf{D}_t\}_t$ such that $g(\mathbf{D}_{t_j})$ converges almost surely to a stationary point of $g(\cdot)$.

First, from Eq. (8), we have,

$$\mathbf{D}_t = \underset{\mathbf{D}[i] \in \text{cvx}(\hat{\mathbf{X}}_t^{(i)}), i \in [k]}{\text{argmin}} \quad \hat{g}_t(\mathbf{D}).$$

Second, we let \mathbf{D}_t^* stand for the global optima we wish to compute at each step, i.e.,

$$\mathbf{D}_t^* \triangleq \underset{\mathbf{D} \in \mathcal{D}}{\text{argmin}} \hat{g}_t(\mathbf{D}).$$

Finally, for an integer $n \leq t$, we let

$$\mathbf{D}_t^{(n)} \triangleq \underset{\mathbf{D}[i] \in \text{cvx}(\hat{\mathbf{X}}_n^{(i)}), i \in [k]}{\text{argmin}} \quad \hat{g}_t(\mathbf{D})$$

stand for the estimate of the dictionary obtained by restricting the i^{th} column of the dictionary $\mathbf{D}_t[i]$ (henceforth referred to as the i^{th} dictionary element), to lie in

Algorithm 2 Online Dictionary Learning

- 1: **Inputs:** Samples \mathbf{x} of random vector $\underline{\mathbf{X}} \in \mathbb{R}^m$ drawn from k (equiprobable) clusters, a regularization parameter $\lambda \in \mathbb{R}$, the number of iterations T
- 2: **Initialize:** Call Alg. 1 to get $\mathbf{D}_0, \{\hat{\mathbf{X}}_0^{(i)}\}_{i \in [k]}, \mathbf{A}_0, \mathbf{B}_0$
- 3: **for** $t = 1$ to T **do**
- 4: Batch Collection: Call Alg. 3 to create a batch \mathcal{S}_t of points “covering” each cluster
- 5: Update the samples in the representative region $\hat{\mathbf{X}}_t^{(i)}$ through Steps 6-8:
- 6: **for** $(\mathbf{x}, \alpha_{\mathbf{x}}) \in \mathcal{S}_t$ **do**
- 7: Let $(\mathbf{x}, \alpha_{\mathbf{x}}) : \arg \max_j \alpha_{\mathbf{x}} \|j\| = i$.

$$\hat{\mathbf{X}}_t^{(i, l_i)} \triangleq [\hat{\mathbf{X}}_{t-1}^{(i)}[1], \dots, \hat{\mathbf{X}}_{t-1}^{(i)}[l_i - 1], \mathbf{x}, \hat{\mathbf{X}}_{t-1}^{(i)}[l_i + 1], \dots, \hat{\mathbf{X}}_{t-1}^{(i)}[N_i]], \quad l_i \in [N_i]$$

- 8: **end for**
- 9: Compute $\{\hat{\mathbf{X}}_t^{(i)}\}_{i \in [k]}$ and \mathbf{D}_t according to

$$\begin{aligned} \hat{\mathbf{X}}_t^{(i)}, \mathbf{D}_t &\triangleq \underset{\substack{\mathbf{D}[i] \in \text{cvx}(\hat{\mathbf{X}}_t^{(i, l_i)}) \\ l_i \in [N_i]}}{\text{argmin}} \quad \frac{1}{t} \sum_{n=1}^t \ell(\mathcal{S}_n, \mathbf{D}), \\ &= \underset{\substack{\mathbf{D}[i] \in \text{cvx}(\hat{\mathbf{X}}_t^{(i, l_i)}) \\ l_i \in [N_i]}}{\text{argmin}} \quad \frac{1}{2} \text{Tr}(\mathbf{D}^T \mathbf{D} \mathbf{A}_t) - \text{Tr}(\mathbf{D}^T \mathbf{B}_t) \end{aligned} \quad (8)$$

- 10: **end for**
 - 11: **return** \mathbf{D}_T , the learned convex dictionary
-

Algorithm 3 Batch Collection

- 1: **Inputs:** Samples \mathbf{x} of random vectors $\underline{\mathbf{X}} \in \mathbb{R}^m$ drawn from k (equiprobable) clusters, a regularization parameter $\lambda \in \mathbb{R}, \mathbf{A}_{t-1}, \mathbf{B}_{t-1}$
- 2: $\mathcal{S}_t = \emptyset, \mathcal{J} = \emptyset$
- 3: $\mathbf{A}_t = \mathbf{A}_{t-1}, \mathbf{B}_t = \mathbf{B}_{t-1}$,
- 4: **while** $|\mathcal{S}| < k$ **do**
- 5: Sample \mathbf{x}
- 6: Perform sparse coding: using least angle regression (LARS), compute

$$\alpha_{\mathbf{x}} \triangleq \underset{\alpha \in \mathbb{R}^k}{\text{argmin}} \ell(\mathbf{x}, \mathbf{D}_{t-1}, \alpha) \quad (9)$$

- 7: Estimate the cluster label i for \mathbf{x}_t according to

$$i_{\mathbf{x}} = \underset{j}{\text{argmax}} \alpha_{\mathbf{x}} \|j\| \quad (10)$$

- 8: **if** $i_{\mathbf{x}} \notin \mathcal{J}$ **then**
 - 9: $\mathcal{S}_t \leftarrow \mathcal{S}_t \cup \{(\mathbf{x}, \alpha_{\mathbf{x}})\}, \mathcal{J} \leftarrow \mathcal{J} \cup \{i_{\mathbf{x}}\}$
 - 10: $\mathbf{A}_t \leftarrow \mathbf{A}_t + \alpha_{\mathbf{x}} \alpha_{\mathbf{x}}^T, \mathbf{B}_t \leftarrow \mathbf{B}_t + \mathbf{x} \alpha_{\mathbf{x}}^T$
 - 11: **end if**
 - 12: **end while**
 - 13: **return** $\mathcal{S}_t, \mathbf{A}_t, \mathbf{B}_t$
-

$\text{cvx}(\hat{\mathbf{X}}_n^{(i)})$. Note that in this definition, $\text{cvx}(\hat{\mathbf{X}}_t^{(i)})$ has been replaced by $\text{cvx}(\hat{\mathbf{X}}_n^{(i)})$. For $n = t$, we have $\mathbf{D}_t^{(t)} = \mathbf{D}_t$, and $\mathbf{D}_t^{(t-1)}$ is the dictionary obtained when $\hat{\mathbf{X}}_t^{(i)} = \hat{\mathbf{X}}_{t-1}^{(i)}$, $i \in [k]$.

To establish the desired convergence results, we make the following modeling assumptions, summarized below. Using these assumptions, we perform our analysis as outlined in Section 4.1.

Assumptions

- (A.1) **The data distribution on a compact support set \mathcal{C} has bounded “skewness”.** The compact support assumption naturally arises in audio, image, and video processing applications, and it is a consequence of the data acquisition process.

We assume that all clusters $\mathcal{C}^{(i)}$ are equally likely, and that the following inequality holds for the distribution of the random vector $\underline{\mathbf{X}}$, given that it lies in $\mathcal{C}^{(i)}$,

$$\mathbb{P}(\|\underline{\mathbf{X}} - \mathbf{p}\| \leq r) \geq \kappa \frac{\text{vol} B_{\mathcal{C}}(r, \mathbf{p})}{\text{vol}(\mathcal{C}^{(i)})}. \quad (11)$$

Here, $\kappa > 0$ is a constant, $B_{\mathcal{C}}(r, \mathbf{p}) = \{\underline{\mathbf{X}} : \|\underline{\mathbf{X}} - \mathbf{p}\| \leq r\}$ stands for the ball of radius r around $\mathbf{p} \in \mathcal{C}^{(i)}$. This assumption is satisfied for appropriately chosen κ and distributions of $\underline{\mathbf{X}}$ that are “close” to uniform.

- (A.2) **The quadratic surrogate functions \hat{g}_t are strictly convex, and have Hessians that are lower-bounded by a positive constant.** The smallest eigenvalue of the positive semi-definite matrix $\frac{1}{t}\mathbf{A}_t$, defined in subroutine Alg. 3 of Alg. 2, is lower bounded by a constant $\kappa_1 > 0$. It is straightforward to enforce this assumption by adding a term $\frac{\kappa_1}{2}\|\mathbf{D}\|_F^2$ to the surrogate or original objective function; this leads to replacing the positive semi-definite matrix $\frac{1}{t}\mathbf{A}_t$ of Alg. 3 by $\frac{1}{t}\mathbf{A}_t + \kappa_1 I$. For simplicity, we do not explicitly include the regularizer in our derivations.

- (A.3) **The approximation-error function $\ell(\mathbf{x}, \mathbf{D})$ is “well-behaved”.** We assume that the function $\ell(\mathbf{x}, \mathbf{D})$ defined in Eq. (3) is continuously differentiable, and its expectation $g(\mathbf{D}) = \mathbb{E}_{\underline{\mathbf{X}}}[\ell(\underline{\mathbf{X}}, \mathbf{D})]$ is continuously differentiable and Lipschitz on the compact set \mathcal{C} . This assumption parallels the one made in (Mairal et al., 2010, Proposition 2), and it holds if the solution to the optimization problem Eq. (3) is unique. The uniqueness condition can be enforced by adding a regularization term $\kappa\|\alpha\|_2^2$ ($\kappa > 0$) to the objective function $\ell(\cdot)$ in Eq. (2). This term makes the LARS problem strictly convex and hence ensures that it has a unique solution.

4.1 Main Results

The proof of our main result proceeds through the following steps. In Lemma 1 we show that the difference-sequence of the optimal dictionaries converges to zero with rate $O(\frac{1}{t})$. Furthermore, when optimizing over the same representative region, the difference-sequence of the dictionaries exhibits the same behavior as that of the optimal dictionaries. Lemma 2 shows that restricting the optima to the representative region does not affect convergence to the asymptotic global optima \mathbf{D}_{∞}^* . Lemma 4 establishes that our proposed algorithm converges almost surely. Finally, using the results in Lemma 4 and Lemma 5 allows us to establish that there exists a subsequence of dictionaries \mathbf{D}_t that converges to a stationary point of $g(\mathbf{D})$.

Note that the sums in the expressions for the surrogate functions $\hat{g}(\mathbf{D})$ at time $t-1$ and t only differ in one term, $\ell(\mathcal{S}_t, \mathbf{D})$. Thus, intuitively, the optima of these functions over the same optimization region are expected to be close to each other. Lemma 1 formally states this observation, which is used in Lemma 5 and Lemma 4 to establish the desired convergence result.

Lemma 1.

$$\|\mathbf{D}_{t+1}^* - \mathbf{D}_t^*\| = O\left(\frac{1}{t}\right)$$

and

$$\|\mathbf{D}_{t+1}^{(t)} - \mathbf{D}_t\| = O\left(\frac{1}{t}\right).$$

Proof. The proof is similar to that of Lemma 1 of (Mairal et al., 2010) and hence omitted. \square

Lemma 2. *There exists a subsequence $\{\mathbf{D}_{t_j}\}_j$ of $\{\mathbf{D}_t\}_t$ such that $\|\mathbf{D}_{t_j} - \mathbf{D}_{t_j}^*\| \rightarrow 0$ almost surely.*

Proof. We start by proving that $\sum_t \frac{\|\mathbf{D}_t - \mathbf{D}_t^*\|}{t+1}$ converges almost surely. Lemma 2 easily follows from this result. To this end, we use the proposition below.

Proposition 3. *Let Y_t be a RV defined recursively according to*

$$Y_t = \min\{Y_{t-1}, U_t\} + \frac{1}{t-1},$$

where $\{U_t\}_t$ are RVs satisfying $\mathbb{E}[\min_{n \in [t]} U_t] = O(\frac{1}{t^a})$ with a constant $a \in (0, 1]$. Then,

$$\mathbb{E}[Y_t] = O\left(\frac{1}{t^{a/2}}\right).$$

Proof. By definition, we have

$$Y_t = \min\{Y_{t-1}, U_t\} + \frac{1}{t-1} = \min_{i \in [t]} \left\{ U_i + \sum_{j=i-1}^{t-1} \frac{1}{j} \right\}$$

$$\begin{aligned}
\Rightarrow \mathbb{E}[Y_t] &\leq \mathbb{E}[\min_{i \in [t-n, t]} U_i] + \sum_{j=t-n-1}^{t-1} \frac{1}{j}, \\
&= O\left(\frac{1}{n^a}\right) + \sum_{j=t-n-1}^{t-1} \frac{1}{j}, \quad \forall n \in [t], \\
&= O\left(\frac{1}{t^{\frac{a}{a+1}}}\right),
\end{aligned}$$

where the last line is a consequence of the expectation constraint. \square

To establish the almost sure convergence of the sequence $\sum_{n \leq t} \frac{\|\mathbf{D}_n - \mathbf{D}_n^*\|}{n}$, we invoke the quasi-martingale convergence theorem of (Fisk, 1965). In this setting, the necessary condition in the convergence theorem is of the form

$$\sum_t \mathbb{E}\left[\frac{\|\mathbf{D}_t - \mathbf{D}_t^*\|}{t}\right] = O(1).$$

Using the proposition, it can be shown that

$$\mathbb{E}[\|\mathbf{D}_t - \mathbf{D}_t^*\|] = O\left(\frac{1}{t^{1/2(1+m)}}\right). \quad (12)$$

This establishes the validity of the necessary condition. The remainder of the proof follows from Eq. (12).

Let $\Delta_t = \|\mathbf{D}_t - \mathbf{D}_t^*\|_{\hat{g}_t} \triangleq |\hat{g}_t(\mathbf{D}_t) - \hat{g}_t(\mathbf{D}_t^*)|$. Then,

$$\Delta_t = \|\mathbf{D}_t - \mathbf{D}_t^*\|_{\hat{g}_t} \quad (13a)$$

$$= \min\left\{\|\mathbf{D}_t^{(t-1)} - \mathbf{D}_t^*\|_{\hat{g}_t}, \|\mathbf{D}_t^{(t)} - \mathbf{D}_t^*\|_{\hat{g}_t}\right\} \quad (13b)$$

$$\leq \min\{\|\mathbf{D}_t^{(t-1)} - \mathbf{D}_{t-1}\|_{\hat{g}_t} + \|\mathbf{D}_{t-1} - \mathbf{D}_{t-1}^*\|_{\hat{g}_t} + \|\mathbf{D}_{t-1}^* - \mathbf{D}_t^*\|_{\hat{g}_t}, \|\mathbf{D}_t^{(t)} - \mathbf{D}_t^*\|_{\hat{g}_t}\} \quad (13c)$$

$$\leq \min\left\{\|\mathbf{D}_{t-1} - \mathbf{D}_{t-1}^*\|_{\hat{g}_t} + \frac{\kappa_1}{t-1}, \|\mathbf{D}_t^{(t)} - \mathbf{D}_t^*\|_{\hat{g}_t}\right\} \quad (13d)$$

where Eq. (13b) follows from Alg. 2, since

$$\mathbf{D}_t = \underset{\mathbf{D}[i] \in \text{cvx}(\hat{\mathbf{X}}_t^{(i)}) \cup \text{cvx}(\hat{\mathbf{X}}_{t-1}^{(i)}), i \in [k]}{\text{argmin}} \hat{g}_t(\mathbf{D}),$$

and Eq. (13d) follows from the fact that $\hat{g}_t(\mathbf{D})$ is Lipschitz and the bound in Lemma 1. Consequently,

$$\begin{aligned}
\|\mathbf{D}_{t-1} - \mathbf{D}_{t-1}^*\|_{\hat{g}_t} &= |\hat{g}_t(\mathbf{D}_{t-1}) - \hat{g}_t(\mathbf{D}_{t-1}^*)| \\
&\leq \|\mathbf{D}_{t-1} - \mathbf{D}_{t-1}^*\|_{\hat{g}_{t-1}} + \left| \frac{\ell(\mathcal{S}_t, \mathbf{D}_{t-1}) - \ell(\mathcal{S}_t, \mathbf{D}_{t-1}^*)}{t} \right| \\
&\leq \|\mathbf{D}_{t-1} - \mathbf{D}_{t-1}^*\|_{\hat{g}_{t-1}} + \frac{\kappa_2}{t},
\end{aligned} \quad (14a)$$

$$\leq \|\mathbf{D}_{t-1} - \mathbf{D}_{t-1}^*\|_{\hat{g}_{t-1}} + \frac{\kappa_2}{t}, \quad (14b)$$

where Eq. (14b) follows from assumptions (A.1) and (A.3). Combining Eqs. (13d) and (14b) we get

$$\Delta_t \leq \min\left\{\Delta_{t-1} + \frac{\kappa_3}{t-1}, \|\mathbf{D}_t - \mathbf{D}_t^*\|_{\hat{g}_t}\right\}. \quad (15)$$

Thus, upper bounding the condition numbers of $\hat{g}_t(\mathbf{D})$ over all t by $c_{\hat{g}}$, we have

$$\begin{aligned}
\|\mathbf{D}_t^{(t)} - \mathbf{D}_t^*\|_{\hat{g}_t} &\leq c_{\hat{g}} \|\mathbf{X}_t - \mathbf{D}_t^*\| \\
&\leq c_{\hat{g}} \|\mathbf{X}_t - \mathbf{D}_{t-1}^*\| + c_{\hat{g}} \|\mathbf{D}_{t-1}^* - \mathbf{D}_t^*\| \\
&\leq c_{\hat{g}} \left(\|\mathbf{X}_t - \mathbf{D}_{t-1}^*\| + \frac{\kappa_4}{t-1} \right),
\end{aligned} \quad (16)$$

where $\mathbf{X}_t[j] \triangleq \mathbf{x} : (\mathbf{x}, \alpha_{\mathbf{x}}) \in \mathcal{S}_t$ & $j = \arg \max_l \alpha_{\mathbf{x}}[l]$.

Combining Eqs. (15) and (16), we obtain

$$\Delta_t \leq \min\{\Delta_{t-1}, c_{\hat{g}} \|\mathbf{X}_t - \mathbf{D}_{t-1}^*\| + \frac{\kappa}{t-1}\}.$$

Next, let $U_t \triangleq \|\mathbf{X}_t - \mathbf{D}_{t-1}^*\|$. Then, from assumption (A.1)

$$\mathbb{P}(U_t \geq d) \leq \left(1 - \kappa_4 \left(\frac{d}{d_{\max}}\right)^m\right)^k,$$

where $d_{\max} \triangleq \max_{i \in [k]} \max_{\mathbf{x}, \mathbf{y} \in \mathcal{C}^{(i)}} \|\mathbf{x} - \mathbf{y}\|$. Since the RVs U_i are

independent, $\mathbb{E}[\min_{i \in [n]} U_i] = O\left(\frac{1}{(nk)^{1/m}}\right)$ and invoking Proposition 3 establishes that

$$\mathbb{E}[\Delta_t] = O\left(\frac{1}{t^{1/(1+m)}}\right).$$

Using assumption (A.2) on the smallest eigenvalue $\kappa_{\hat{g}}$ of \hat{g}_t , we can show that

$$\begin{aligned}
\Delta_t &= |\hat{g}_t(\mathbf{D}_t) - \hat{g}_t(\mathbf{D}_t^*)| \geq \kappa_{\hat{g}} \|\mathbf{D}_t - \mathbf{D}_t^*\|^2 \\
\Rightarrow \mathbb{E}[\|\mathbf{D}_t - \mathbf{D}_t^*\|] &\leq \sqrt{\mathbb{E}[\|\mathbf{D}_t - \mathbf{D}_t^*\|^2]} \leq \sqrt{\frac{1}{\kappa_{\hat{g}}} \mathbb{E}[\Delta_t]} \\
\Rightarrow \mathbb{E}[\|\mathbf{D}_t - \mathbf{D}_t^*\|] &= O\left(\frac{1}{t^{1/2(1+m)}}\right)
\end{aligned}$$

\square

Lemma 4.

P1.) $\hat{g}_t(\mathbf{D}_t)$ converges almost surely;

P2.) $\hat{g}_t(\mathbf{D}_t^*) - g(\mathbf{D}_t^*)$ converges almost surely to 0;

P3.) $g(\mathbf{D}_t^*)$ converges almost surely.

Proof. To prove that $\hat{g}_t(\mathbf{D}_t)$ converges almost surely, we follow the approach in (Mairal et al., 2010). Let $\gamma_t \triangleq \hat{g}_t(\mathbf{D}_t)$. For Part 1, we prove almost sure convergence by showing that the positive stochastic process $\{\gamma_t\}$ satisfies

$$\sum_t \mathbb{E}[\mathbb{E}[\gamma_{t+1} - \gamma_t | \mathcal{F}_t]^+] < \infty, \quad (17)$$

where \mathcal{F}_t denotes the filtration up to time t . The above condition establishes that the process is a quasi-martingale (Fisk, 1965) that converges almost surely.

To compute the positive variations of γ_t needed in Eq. (17), we write

$$\begin{aligned}\gamma_{t+1} - \gamma_t &= \hat{g}_{t+1}(\mathbf{D}_{t+1}) - \hat{g}_t(\mathbf{D}_t) \\ &= \hat{g}_{t+1}(\mathbf{D}_{t+1}) - \hat{g}_{t+1}(\mathbf{D}_t) + \hat{g}_{t+1}(\mathbf{D}_t) - \hat{g}_t(\mathbf{D}_t) \\ &= \hat{g}_{t+1}(\mathbf{D}_{t+1}) - \hat{g}_{t+1}(\mathbf{D}_t) + \frac{\ell^*(\mathcal{S}_{t+1}, \mathbf{D}_t) - g_t(\mathbf{D}_t)}{t+1} + \\ &\quad \frac{g_t(\mathbf{D}_t) - \hat{g}_t(\mathbf{D}_t)}{t+1}\end{aligned}\quad (18)$$

$$\leq \frac{\ell^*(\mathcal{S}_{t+1}, \mathbf{D}_t) - g_t(\mathbf{D}_t)}{t+1}, \quad (19)$$

where Eqs. (18) and (19) follows since Alg. 2 guarantees

$$\begin{aligned}\ell(\mathcal{S}_{t+1}, \mathbf{D}_t) &= \ell^*(\mathcal{S}_{t+1}, \mathbf{D}_t), \\ \hat{g}_{t+1}(\mathbf{D}_{t+1}) - \hat{g}_{t+1}(\mathbf{D}_t) &\leq 0, \\ g_t(\mathbf{D}_t) - \hat{g}_t(\mathbf{D}_t) &\leq 0.\end{aligned}$$

Therefore, we have,

$$\begin{aligned}\mathbb{E}[\gamma_{t+1} - \gamma_t | \mathcal{F}_t] &\leq \frac{\mathbb{E}[\ell^*(\mathcal{S}_{t+1}, \mathbf{D}_t) | \mathcal{F}_t] - g_t(\mathbf{D}_t)}{t+1} \\ &= \frac{g(\mathbf{D}_t) - g_t(\mathbf{D}_t)}{t+1} \leq \frac{\|g - g_t\|_\infty}{t+1},\end{aligned}\quad (20)$$

where Eq. (20) follows since the clusters are equiprobable. The differences $g - g_t$ are bounded and smooth, which allows us to use Donsker's theorem (Van Der Vaart, 1998, lemma 19.36). Hence,

$$\mathbb{E}\left[\mathbb{E}\left[\frac{\|g - g_t\|_\infty}{t+1}\right]^+\right] \leq \frac{\kappa_2}{t^{\frac{3}{2}}}. \quad (21)$$

To prove Parts 2 and 3, we use the quasi-martingale convergence theorem of Fisk (1965) and Eq. (18), so that

$$\sum_t |\mathbb{E}[\gamma_{t+1} - \gamma_t | \mathcal{F}_t]| < \infty \implies \sum_t \frac{\hat{g}_t(\mathbf{D}_t) - g_t(\mathbf{D}_t)}{t+1} < \infty.$$

Therefore,

$$\begin{aligned}\infty &> \sum_t \frac{\hat{g}_t(\mathbf{D}_t) - g_t(\mathbf{D}_t)}{t+1} \\ &\geq \sum_t \frac{\hat{g}_t(\mathbf{D}_t^*) - g_t(\mathbf{D}_t^*)}{t+1} + \sum_t \frac{g_t(\mathbf{D}_t^*) - g_t(\mathbf{D}_t)}{t+1}.\end{aligned}$$

Using Lemma 2 and the Lipschitz continuity of $g_t(\mathbf{D})$, we have

$$\sum_t \frac{|g_t(\mathbf{D}_t^*) - g_t(\mathbf{D}_t)|}{t+1} \leq \sum_t \frac{\kappa_2 \|\mathbf{D}_t^* - \mathbf{D}_t\|}{t+1} < \infty$$

$$\implies \sum_t \frac{\hat{g}_t(\mathbf{D}_t^*) - g_t(\mathbf{D}_t^*)}{t+1} < \infty.$$

Therefore, since $\mathbf{D}_t^* - \mathbf{D}_{t+1}^* = O(1/t)$ and $\hat{g}_t(\mathbf{D}) - g_t(\mathbf{D})$ has a Lipschitz constant independent on t , using Lemma 8 in (Mairal et al., 2010) we get

$$\hat{g}_t(\mathbf{D}_t^*) - g_t(\mathbf{D}_t^*) \xrightarrow{\text{a.s.}} 0.$$

The proofs of Parts 2 and 3 follow from the Glivenko-Cantelli's theorem (Van Der Vaart, 1998, Thm 19.4) and Lemma 2. \square

Lemma 5. *There exists a subsequence $\{\mathbf{D}_{t_j}\}_j$ of the dictionary $\{\mathbf{D}_t\}_t$ that, under assumptions (A.1) to (A.3) converges to some stationary point of $g(\mathbf{D})$.*

Proof. Consider a convergent subsequence $\{\mathbf{D}_{t_j}\}_j$ such that $\|\mathbf{D}_{t_j} - \mathbf{D}_{t_j}^*\| \rightarrow 0$. In this case, assume that \mathbf{D}_{t_j} converges to a matrix \mathbf{D}_∞ . Let \mathbf{Q} be a matrix in $\mathbb{R}^{m \times k}$. Since \hat{g}_{t_j} upperbounds g_{t_j} for all t ,

$$\hat{g}_{t_j}(\mathbf{D}_{t_j} + \mathbf{Q}) \geq g_{t_j}(\mathbf{D}_{t_j} + \mathbf{Q}).$$

Letting $j \rightarrow \infty$, we get

$$\hat{g}_\infty(\mathbf{D}_\infty + \mathbf{Q}) \geq g(\mathbf{D}_\infty + \mathbf{Q}).$$

Let $h_j > 0$ be a sequence that converges to 0. Using the first order Taylor series expansions of \hat{g}_∞ and g , and recalling the fact that ∇g is Lipschitz and that $\hat{g}_\infty(\mathbf{D}_\infty) = g(\mathbf{D}_\infty)$ a.s., we have

$$\begin{aligned}g(\mathbf{D}_\infty) + \text{Tr}(h_j \mathbf{Q}^T \nabla \hat{g}_\infty(\mathbf{D}_\infty)) + o(h_j \mathbf{Q}) \\ \geq g(\mathbf{D}_\infty) + \text{Tr}(h_j \mathbf{Q}^T \nabla g(\mathbf{D}_\infty)) + o(h_j \mathbf{Q}).\end{aligned}$$

Then, it follows that

$$\text{Tr}\left(\frac{1}{\|\mathbf{Q}\|_F} \mathbf{Q}^T \nabla \hat{g}_\infty(\mathbf{D}_\infty)\right) \geq \text{Tr}\left(\frac{1}{\|\mathbf{Q}\|_F} \mathbf{Q}^T \nabla g(\mathbf{D}_\infty)\right),$$

Since this inequality holds true for any \mathbf{Q} , $\nabla \hat{g}_\infty(\mathbf{D}_\infty) = \nabla g(\mathbf{D}_\infty)$. A first-order necessary optimality condition for \mathbf{D}_∞ being an optimum of \hat{g}_∞ is that $-\nabla \hat{g}_\infty$ is in the *normal cone* of the set \mathcal{C} at \mathbf{D}_∞ (Borwein & Lewis, 2006). Therefore, the first-order necessary conditions for optimality hold for g evaluated at \mathbf{D}_∞ as well. \square

5 Experimental Validation

Next, we present experimental results comparing our proposed online convex dictionary learning algorithm, abbreviated in all figures as *online cvx DL*, with existing methods such as non-negative MF (NMF), convex MF (Ding et al., 2010) and online DL (Mairal et al.,

2010). For the tests, we used a) synthetic data; b) two image datasets, namely the cropped Yale faces dataset (Lee et al., 2005) and the MNIST handwritten digits (LeCun et al., 1998); and c) four other real world datasets from the UCI Machine Learning repository (Dua & Graff, 2017). The sample set sizes range from 150 to 10,000.

5.1 Synthetic Dataset

The synthetic dataset was generated by sampling from a Gaussian mixture model with 10 component distributions, and with a total of 3,000 samples. Each component Gaussian distribution has an expected value drawn uniformly at random from $[0, 20]^{40}$ and a fixed covariance matrix of size 10×10 , with diagonal entries equal to 2.5, and off-diagonal entries equal to 0.5.

Figure 1 shows the DL results of all different aforementioned methods run through 1,200 iterations, and with $\lambda = 0.1$, $N = 150$. Colored circles represent samples with labels and gray circles represent samples without labels; colored diamonds represent dictionary elements learned by the (different) algorithms, while colored crosses in the bottom right figures describe the learned representative regions of each data cluster.

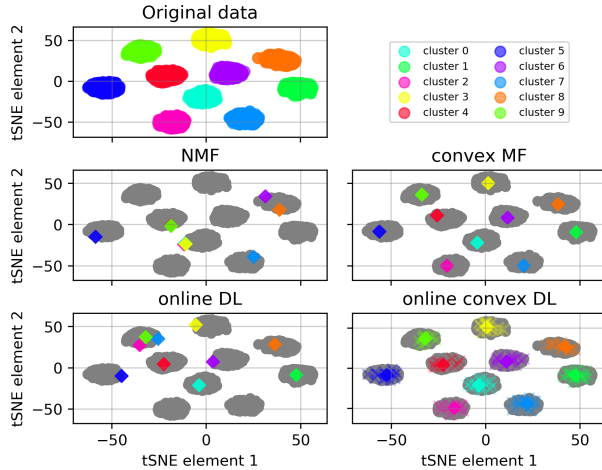


Figure 1: Results for Gaussian mixtures. Here, tSNE stands for the t-distributed stochastic neighbor embedding (Maaten & Hinton, 2008), the x -axis represents the first and the y -axis the second element of the embedding.

The results show that two convex algorithms (convex MF and online convex DL) generate dictionary elements that provide excellent fits for the data clusters, and maintain cluster separation margins. The two non-convex algorithms (NMF and online DL) both produce significantly worse dictionaries and fail to cover all clusters. Furthermore, compared to the original convex MF (CMF), our online convex algorithm has two orders of magnitude smaller computational complexity (see Table 1).

5.2 Image Datasets

On the two image datasets, all method are used to generate 'eigenimages'. Eigenimages capture characteristic features of the datasets (Leonardis & Bischof, 2000), and they have been extensively used as image dictionaries.

The cropped Yale face dataset contains 2,496 images of 39 human subjects under 64 illumination conditions. Each image is of size 168×192 . The MNIST dataset is subsampled to a set of size 10,000, and each image in the set has size 28×28 . For the Yale face dataset, N is set to 300, while for the MNIST dataset, it is set to 150. All algorithms are executed with 3,000 iterations and for the same value of $\lambda = 0.1$. Figure 2 plots the first 16 eigenfaces in the learned dictionaries of the cropped Yale face dataset, while Figure 3 plots the first 9 dictionary elements of the MNIST dataset.

Due to large dimensionality of the problem and large dataset size, CMF failed to converge using the same number of iterations as the online method. In addition, although NMF captures generic features of all faces, it fails to provide a good "averaged image" within each sample group like the online algorithms do. In both cases, the online convex DL algorithm produces clearer images and better cluster representations.

Algorithm 4 Greedy Update $\hat{\mathbf{X}}_t^{(i)}$

- 1: **Inputs:** The batch \mathcal{S}_t , dictionary \mathbf{D}_{t-1} , surrogate $\hat{g}_{t-1}(\mathbf{D})$, and representative regions $\{\hat{\mathbf{X}}_{t-1}^{(i)}\}_{i \in [k]}$
- 2: Evaluate

$$\mathbf{D}'(\mathbf{x}; i) \triangleq [\mathbf{D}_{t-1}[\cdot 1], \dots, \mathbf{D}_{t-1}[\cdot i-1], \\ \mathbf{x}, \mathbf{D}_{t-1}[\cdot i+1], \dots, \mathbf{D}_{t-1}[\cdot k]]$$

- 3: **for** $i = 1$ to k **do**
 - 4: $\mathbf{x}_i \triangleq \mathbf{x} : (\mathbf{x}, \alpha_{\mathbf{x}}) \in \mathcal{S}_t$ & $i = \arg \max_j \alpha_{\mathbf{x}}[j]$
 - 5: $\mathbf{x}_i^* = \arg \max_{\mathbf{x} \in \{\mathbf{x}_i \cup \text{col}(\hat{\mathbf{X}}_{t-1}^{(i)})\}} \hat{g}_{t-1}(\mathbf{D}'(\mathbf{x}; i))$
 - 6: $\hat{\mathbf{X}}_t^{(i)} = \{\{\mathbf{x}_i \cup \text{col}(\hat{\mathbf{X}}_{t-1}^{(i)})\} \setminus \mathbf{x}_i^*\}$
 - 7: **end for**
 - 8: **return** $\{\hat{\mathbf{X}}_t^{(i)}\}_{i \in [k]}$
-

5.3 Other Real World Datasets

We also tested our method on the Iris, Wine, Ionosphere and 20news datasets from the UCI Machine Learning repository (Dua & Graff, 2017). A detailed description of these dataset can be found in Table 1. Since in this case all datapoints have known labels, the performance of the algorithms may be evaluated through clustering accuracy. Clustering accuracy is calculated by first sorting the columns/rows of the confusion matrix of dimensions




Figure 2: Comparative results for the cropped Yale face dataset.




Figure 3: Comparative results for the MNIST dataset.

Table 1: Dataset descriptions, average clustering accuracy results, and algorithmic complexity.

	Synthetic	Iris	Wine	Iono- sphere	20news
# Samples	3000	150	178	351	2034
# Clusters	10	3	3	2	20
N	$200 = 20 \cdot 10$	$45 = 15 \cdot 3$	$45 = 15 \cdot 3$	$30 = 15 \cdot 2$	$400 = 20 \cdot 20$
Average accuracy over 10 experiments					
NMF	0.9867	0.6667	0.6180	0.6410	0.5349
Convex MF	0.9193	0.7467	0.6910	0.7179	0.5831
Online DL	0.9796	0.7040	0.6742	0.6803	0.5782
Online cvxDL	0.9853	0.6793	0.6573	0.6963	0.5683
Magnitude of the number of dot products per iteration					
Convex MF	10^6	10^4	10^4	10^5	10^6
Online cvxDL	10^4	10^2	10^2	10^2	10^3

$k \times k$, capturing the label assignments, so as to maximize the trace. Subsequently, the trace is normalized by the number of samples to produce the desired accuracy values. The computational complexity is measured in terms of an estimate of the number of dot products one has to compute in each iteration. All experiments were performed with $\lambda = 0.1$ and 1,200 iterations. The accuracy reported is the average over 10 experiments. The results,

along with the values of N , are listed in Table 1.

From the tabulated results, one can see that when compared to its non-online counterpart, online convex DL offers at least two-orders of magnitude improvements in computational complexity, without incurring a significant loss in accuracy (upper bounded by 6.7%).

References

- Bach, F., Mairal, J., & Ponce, J. (2008). Convex sparse matrix factorizations. *arXiv preprint arXiv:0812.1869*.
- Borwein, J. M. & Lewis, A. S. (2006). *Convex Analysis and Nonlinear Optimization: Theory and Examples*. Springer.
- Bouchard, G., Yin, D., & Guo, S. (2013). Convex collective matrix factorization. In *Artificial Intelligence and Statistics*, (pp. 144–152).
- Dai, W., Xu, T., & Wang, W. (2012). Simultaneous codeword optimization (simco) for dictionary update and learning. *IEEE Transactions on Signal Processing*, 60(12), 6340–6353.
- Ding, C. H., Li, T., & Jordan, M. I. (2010). Convex and semi-nonnegative matrix factorizations. *IEEE transactions on pattern analysis and machine intelligence*, 32(1), 45–55.
- Dua, D. & Graff, C. (2017). UCI machine learning repository.
- Esser, E., Moller, M., Osher, S., Sapiro, G., & Xin, J. (2012). A convex model for nonnegative matrix factorization and dimensionality reduction on physical space. *IEEE Transactions on Image Processing*, 21(7), 3239–3252.
- Févotte, C. & Dobigeon, N. (2015). Nonlinear hyperspectral unmixing with robust nonnegative matrix factorization. *IEEE Transactions on Image Processing*, 24(12), 4810–4819.
- Fisk, D. L. (1965). Quasi-martingales. *Transactions of the American Mathematical Society*, 120(3), 369–389.
- Gillis, N. & Glineur, F. (2012). Accelerated multiplicative updates and hierarchical als algorithms for non-negative matrix factorization. *Neural computation*, 24(4), 1085–1105.
- Gribonval, R., Jenatton, R., Bach, F., Kleinstuber, M., & Seibert, M. (2015). Sample complexity of dictionary learning and other matrix factorizations. *IEEE Transactions on Information Theory*, 61(6), 3469–3486.
- Kasisviswanathan, S. P., Wang, H., Banerjee, A., & Melville, P. (2012). Online l1-dictionary learning with application to novel document detection. In *Advances in Neural Information Processing Systems*, (pp. 2258–2266).
- LeCun, Y., Bottou, L., Bengio, Y., Haffner, P., et al. (1998). Gradient-based learning applied to document recognition. *Proceedings of the IEEE*, 86(11), 2278–2324.
- Lee, D. D. & Seung, H. S. (2001). Algorithms for non-negative matrix factorization. In *Advances in neural information processing systems*, (pp. 556–562).
- Lee, H., Battle, A., Raina, R., & Ng, A. Y. (2007). Efficient sparse coding algorithms. In *Advances in neural information processing systems*, (pp. 801–808).
- Lee, K., Ho, J., & Kriegman, D. (2005). Acquiring linear subspaces for face recognition under variable lighting. *IEEE Trans. Pattern Anal. Mach. Intelligence*, 27(5), 684–698.
- Leonardis, A. & Bischof, H. (2000). Robust recognition using eigenimages. *Computer Vision and Image Understanding*, 78(1), 99–118.
- Li, X., Wang, Z., Lu, J., Arora, R., Haupt, J., Liu, H., & Zhao, T. (2016). Symmetry, saddle points, and global geometry of nonconvex matrix factorization. *arXiv preprint arXiv:1612.09296*.
- Lin, C.-J. (2007). Projected gradient methods for non-negative matrix factorization. *Neural computation*, 19(10), 2756–2779.
- Liu, H., Wu, Z., Li, X., Cai, D., & Huang, T. S. (2012). Constrained nonnegative matrix factorization for image representation. *IEEE Transactions on Pattern Analysis and Machine Intelligence*, 34(7), 1299–1311.
- Maaten, L. v. d. & Hinton, G. (2008). Visualizing data using t-sne. *Journal of machine learning research*, 9(Nov), 2579–2605.
- Mairal, J., Bach, F., Ponce, J., & Sapiro, G. (2010). Online learning for matrix factorization and sparse coding. *Journal of Machine Learning Research*, 11(Jan), 19–60.
- Mairal, J., Ponce, J., Sapiro, G., Zisserman, A., & Bach, F. R. (2009). Supervised dictionary learning. In *Advances in neural information processing systems*, (pp. 1033–1040).
- Paatero, P. & Tapper, U. (1994). Positive matrix factorization: A non-negative factor model with optimal utilization of error estimates of data values. *Environmetrics*, 5(2), 111–126.
- Rubinstein, R., Zibulevsky, M., & Elad, M. (2010). Double sparsity: Learning sparse dictionaries for sparse signal approximation. *IEEE Transactions on signal processing*, 58(3), 1553–1564.
- Srebro, N., Rennie, J., & Jaakkola, T. S. (2005). Maximum-margin matrix factorization. In *Advances in neural information processing systems*, (pp. 1329–1336).
- Tosic, I. & Frossard, P. (2011). Dictionary learning. *IEEE Signal Processing Magazine*, 28(2), 27–38.

- Van Der Maaten, L., Postma, E., & Van den Herik, J. (2009). Dimensionality reduction: a comparative. *J Mach Learn Res*, 10, 66–71.
- Van Der Vaart, A. (1998). *Asymptotic Statistics*. Cambridge Series in Statistical and Probabilistic Mathematics, 3. Cambridge University Press.
- Vavasis, S. A. (2009). On the complexity of nonnegative matrix factorization. *SIAM Journal on Optimization*, 20(3), 1364–1377.
- Wang, X., Cui, P., Wang, J., Pei, J., Zhu, W., & Yang, S. (2017). Community preserving network embedding. In *Thirty-First AAAI Conference on Artificial Intelligence*.