

# Towards a First Step to Understand the Cryptocurrency Stealing Attack on Ethereum

Zhen Cheng\*  
Zhejiang University  
iimp@zju.edu.cn

Xinrui Hou\*  
Xidian University  
xrhou@stu.xidian.edu.cn

Runhuai Li  
Zhejiang University  
21821327@zju.edu.cn

Yajin Zhou†  
Zhejiang University  
yajin\_zhou@zju.edu.cn

Xiapu Luo  
The Hong Kong Polytechnic University  
csxluo@comp.polyu.edu.hk

Jinku Li  
Xidian University  
jkli@xidian.edu.cn

Kui Ren  
Zhejiang University  
kuiren@zju.edu.cn

## Abstract

We performed the first systematic study of a new attack on Ethereum to steal cryptocurrency. The attack is due to the unprotected JSON-RPC endpoints existed on Ethereum nodes that could be exploited by attackers to transfer Ether and other ERC20 tokens to attackers-controlled accounts. This study sheds light on the attack, including malicious behaviors involved and profits of attackers. Specifically, we first designed and implemented a honeypot that could capture *real* attacks in the wild. We then deployed the honeypot on the Internet and reported the results of the collected data in a period of six months. In total, our system captured more than 308 million RPC requests, coming from 1,072 distinct IP addresses. We further grouped attackers into 36 groups with 59 distinct Ethereum accounts. Among them, attackers from 34 groups were stealing the Ether, while other 2 groups were targeting ERC20 tokens. The further behavior analysis showed that attackers were following a three-steps pattern to steal the Ether. Moreover, we observed an interesting type of transaction called zero gas transaction, which has been leveraged by attackers to steal ERC20 tokens. At last, we estimated the overall profits of attackers. To engage the whole community, we will release the dataset of all captured attacks by our system.

## 1 Introduction

The Ethereum network [39] has attracted lots of attentions. Users leverage this platform to transfer the Ether, the official cryptocurrency of the network, or build DApps (decentralized applications) using smart contracts. This, in turn, stimulates the popularity of the Ethereum network.

However, this popularity also attracts another type of users, i.e., attackers. They exploit the insecure setting of the Ethereum clients, e.g., the Go-Ethereum [7] and Parity [14], to steal the cryptocurrency. These clients, if *not properly*

*configured*, will expose a JSON-RPC endpoint *without any authentication mechanism enforced*. As a result, it could be remotely reached by attackers to invoke many privileged methods to manipulate the Ethereum account, *on behalf of the account holder who is using the client*<sup>1</sup>. Though we have seen spot reports about the behaviors of stealing Ether by hackers [13, 17], there is no systematic study of such an attack. In order words, not enough insights were provided on the attack, e.g., detailed malicious behaviors, attacking strategies, and the potential profits gained by attackers.

To this end, we performed a systematic study to understand the cryptocurrency stealing attack on Ethereum. The purpose of our study is to shed light on this attack, including malicious behaviors involved and profits of attackers. Our study is based on *real* attacks captured by our system, and transactions occurred.

Specifically, we design and implement a system called Siren. It consists of a honeypot that listens on the default JSON-RPC port, i.e., 8545, of Ethereum clients, and accepts any incoming requests. To make our honeypot a reachable and valuable target for attackers, we register this honeypot as an Ethereum full node on the Internet and prepare a real Ethereum account that has Ethers inside. Moreover, in order to implement an interactive honeypot, we use a real Ethereum client (Go-Ethereum in our work) as the back-end, and redirect all the incoming RPC requests to it and execute them on the client, except for the ones that may cause damage to our honeypot. During this process, our honeypot logs all the information of the request, including the name of the method the attacker intends to invoke, and all the parameters. For instance, our honeypot can log the account addresses that the attackers intend to transfer the Ether into. We call these accounts as **malicious accounts**, which are controlled by attackers. To estimate profits of attackers, we further crawl all the transactions from the Ethereum network and analyze them to identify **suspicious accounts**, which have accepted Ethers from malicious accounts. Though we are unaware

\*Co-first authors with equal contribution.

†Corresponding author.

<sup>1</sup>Note that, the RPC interface is intended to be used with proper authentication.

about the real owners of these suspicious accounts, they are most likely to be connected with attackers since transactions exist from malicious accounts to them. We then estimate profits of attackers by calculating the income of malicious and suspicious accounts.

Based on the data collected in a six-month period, we have performed a detailed analysis of the captured attacks, and report some interesting findings in the following.

- **Attacks captured** During the six-month period, our system captured 308.66 million RPC requests from 1,072 distinct IP addresses. Among these IP addresses, 9 of them are considered as the main source of attacks, since they count around 83.8% of all requests. One particular IP address 89.144.25.28 sent the most RPC requests, with a record of 101.73 million requests in total. In order to hide their real IP addresses, attackers were leveraging the Tor network [22] to launch attacks. We also observed that some IP addresses from universities worldwide were probing our honeypot, though none of them were invoking methods to steal cryptocurrency. Most of these IP addresses are from the PlanetLab nodes [15].
- **Cryptocurrency targeted** We group attackers based on the IP addresses and the Ethereum accounts that attackers are transferring the cryptocurrency into. By doing so, attackers are grouped into 36 clusters with 59 distinct malicious accounts. Among them, attackers from 34 groups were stealing the Ether, while other 2 groups were targeting ERC20 tokens.
- **Steal Ether** We observed that attackers were following three steps pattern to steal Ether. They first probed potential victims, and then collected necessary information to construct parameters used in the attack. After that, they would launch the attack, either by continuously polling the account state to wait for the account being unlocked, or by brutally forcing to crack the user's password to unlock the account.
- **Steal ERC20 tokens** Besides the Ether, attackers were also targeting ERC20 tokens. We first observed an interesting type of transaction called zero gas transaction, in which the sender of a transaction does not need to pay any transaction fee. Then we found attackers were leveraging this type of transaction to steal the tokens from *fisher* accounts that intended to scam other users' Ether, and exploiting the AirDrop mechanism to gain numerous bonus tokens.
- **Profits of attackers** To estimate profits of attackers, we identify suspicious accounts that are connected with malicious accounts. We add the income of malicious and suspicious accounts to estimate profits.

**Contributions** In summary, this paper makes the following main contributions:

- We designed and implemented a system that can capture *real* attacks of stealing cryptocurrency through unprotected JSON-RPC ports of vulnerable Ethereum nodes.
- We deployed our system and reported attacks observed in a period of six months.
- We reported interesting findings based on the analysis of collected data. We will release the dataset to the community to help propose better methods to detect attackers in Ethereum.

The rest of the paper is structured as the follows: we introduce the background information in Section 2 and present the methodology of our system to capture attacks in Section 3. We then analyze the attack in Section 4 and estimate profits in Section 5, respectively. We then discuss the limitation of our work in Section 6 and related work in Section 7. We conclude our work in Section 8.

## 2 Background

In this section, we will briefly introduce the necessary background about the Ethereum network [39] to facilitate the understanding of this study.

### 2.1 Ethereum Clients and JSON-RPC API

An Ethereum node usually runs a particular client software. There exist several clients, e.g., Go-Ethereum and Parity. Both clients support remote procedure call (RPC) through the standard JSON-RPC API [4]. When these clients start with a special flag, it will listen on a specific port number (e.g., 8545), and accept RPC requests *from any host* through the HTTP protocol *without any authentication*. After that, functions could be remotely invoked on behalf of the account holder of the client, including privileged ones to send transactions (or transfer cryptocurrency). Note that, though the Ethereum network is a P2P network, attackers can discover and reach vulnerable Ethereum nodes directly through the standard JSON-RPC API.

### 2.2 Ethereum Accounts

In Ethereum, there exist two different types of accounts. One is externally owned account (EOA). An EOA account can transfer the Ether, the official currency in Ethereum, to another account. This account can also deploy a smart contract, which in turn creates another type of account, i.e., the smart contract account. A smart contract is a program that executes exactly as it is set up to by its creator (the smart contract developer). In Ethereum, the

smart contract is usually programmed using the Solidity language [16], and executes on a virtual machine called Ethereum Virtual Machine (EVM) [39]. Both accounts are denoted in a hexadecimal format. For instance, the account address `0x6ef57be1168628a2bd6c5788322a41265084408a` denotes an (attacker’s) EOA account, while the address `0x87c9ea70f72ad55a12bc6155a30e047cf2acd798` denotes a smart contract.

ERC20 tokens [1] are digital tokens designed and used on the Ethereum platform, which could be shared, exchanged for other tokens or even real currency, e.g., US dollars. The community created standards for issuing a new ERC20 token. For instance, the token smart contract should implement a function called `transfer()` to transfer the token from one account to another, and a `balanceOf()` function to query the balance of the token. The values of ERC20 tokens vary for different tokens at different times. For instance, the market capital of the Minereum token [9] was more than 7 million US dollars [10] in August, 2017, and is around 40,000 US dollars in March, 2019.

### 2.3 Transactions

Transactions can be used to transfer Ether, or invoke a function of a smart contract. Specifically, the *to* field of a transaction denotes the destination, i.e., an EOA account or a smart contract. For a transaction to send the Ether, other fields including *gas* and *gasPrice* specify the gas limit and the gas price of the transaction. Listing 1 (Section 4 on page 5) shows a real transaction to send Ether to `0x63710c26a9be484581dcac1aacdd95ef628923ab`, a malicious account captured by our system. If the transaction is used to invoke a function of a smart contract, then the *data* field specifies the name and parameters of the function to be invoked. Note that, a function is identified by a function signature, i.e., the four bytes of the Keccak hash of the canonical expression of the function prototype, including the function name, the parameter types. Listing 2 and 3 (Section 4 on page 6) shows the *data* field and the invoked function signature and its prototype.

Sending a transaction consumes *gas*. It is the name of the unit that measures the work needs to be done. It is similar to the use of liter of fuel consumed when driving a car. The actual cost of sending a transaction (transaction fee) is calculated as the product of the consumed gas and the current gas price. The gas price is similar to the cost of each liter of fuel that you are paying for filling up your car. The smallest unit of the Ether is *Wei*. A *Gwei* consists of a billion Wei, while an Ether consists of a billion Gwei. The number of the gas consumed for transferring the Ether is 21,000. However, the gas for executing a function of a smart contract is determined by executed instructions of the function,

The transaction fee is paid by the sender, and the miner who is responsible for packing transactions and executing

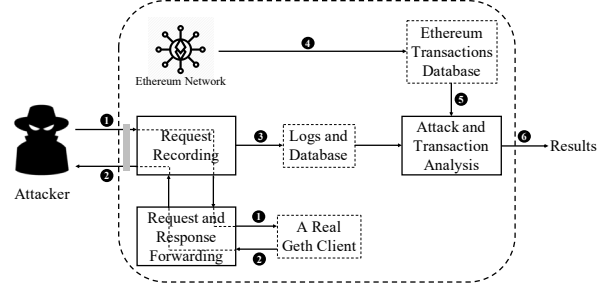


Figure 1: The architecture of our system

smart contract instructions will receive the fee. To earn a higher transaction fee, miners tend to pack the transaction with a higher gas price. Specifically, the sender of a transaction can specify the gas price in the field *gasPrice* (Section 4 on page 5). Setting a high gas price could boost the chance of the transaction being packed. We have observed a trend of higher gas price in the transactions to steal Ether (Figure 3 on page 8).

There are multiple RPC methods that could be remotely invoked to send (or sign) a transaction, including `eth_sendTransaction` and `eth_signTransaction`. Note that the sender’s account needs to be unlocked before sending a transaction. This involves the process to enter the user’s password. Otherwise, the invocation of these methods will fail. In other words, in order to successfully send a transaction to steal Ether, the sender’s (or victim’s) account should be unlocked. In Section 4.3, we will show that attackers will continuously poll the account until the account is unlocked by users, or launch a brute-force attack using a predefined dictionary of popular passwords.

### 3 Methodology

Figure 1 shows the architecture of our system. In order to capture real attacks towards Ethereum nodes with unprotected HTTP JSON-RPC endpoints, we design and implement a system called Siren. Our system consists of a honeypot that listens on the default JSON-RPC port, i.e., 8545. Any attempt to connect to this port of our honeypot will be recorded. Our system forwards the request to the back-end Ethereum client (1) and returns the results (2). The Ethereum client used in our system is the Go-Ethereum<sup>2</sup>. Our honeypot logs the RPC requests with parameters from the attacker, and then imports them into a database (3). To further estimate profits of attackers, we first crawl transaction records from the Ethereum network (4), and further identify suspicious accounts that are connected with attacker’s accounts. Our system combines the transaction records (5) of the mali-

<sup>2</sup>This is the most popular Ethereum client, with a command line tool called Geth. In this paper, if not otherwise specified, the Ethereum client we discussed is the Go-Ethereum.

cious accounts captured by our honeypot and the suspicious accounts to generate the final results (6).

### 3.1 Ethereum Honeypot

In order to capture real attacks and understand attacking behaviors, we build a honeypot. It can interact with JSON-RPC requests that invoke APIs for malicious intents, e.g., transferring Ether to an attacker controlled malicious account. Our honeypot logs the information of the API invocation, including the method name, the parameters and etc., for later analysis. Moreover, our system confines the attacker's behaviors, so that APIs invoked by attackers cannot cause real damages to our honeypot.

To this end, we design a front-end/back-end architecture for our honeypot. Specifically, we implement a front-end that listens to the 8545 port and accepts any incoming HTTP JSON-RPC request from this port. We also have a real Ethereum client in the back-end, which runs as a full Ethereum node. This client accepts any *local* JSON-RPC request from the frontend. That means our real Ethereum client is not publicly available to the attackers. If the invoked API is inside a predefined whitelist, our frontend will forward the request to the back-end client, and then forward the response to the attacker. By doing so, the system protects the Ethereum node from being actually exploited, while at the same time, facilitates the information logging of the requests since all the requests need to go through the front-end.

However, there are still some challenges that need to be addressed to make the system effective. For instance, the honeypot should behave like a real Ethereum node. Otherwise, attackers could be aware the existence of our honeypot and do not perform malicious activities. In the following, we will illustrate the ways that our system leverages to attract attackers, and how the honeypot works.

**Respond the probe requests** The default port number of the HTTP JSON-RPC service of an Ethereum node is 8545. Before launching a real attack, attackers usually send probe requests to check whether this port is actually open. For instance, the attacker invokes the `web3_clientVersion` method to check whether it is a valid Ethereum node. The front-end of our honeypot accepts any incoming JSON-RPC request, and responds with valid results, by relaying responses from the back-end Ethereum client.

**Advise the existence of our Ethereum node** In order to capture real attacks, our system needs to attract attackers. One option is we passively wait for attackers by responding to the probe request. However, this strategy is not efficient, since the chance our honeypot is happened to be scanned is low, given the fact of a really large space of valid IP addresses. To make our Ethereum node (or our honeypot) visible to attackers, we register it on public websites that provide the list of full Ethereum nodes. The original purpose of this list is to speed up the discovery process of Ethereum node in the

P2P network, since the list can be directly imported into an Ethereum client. However, this list also provides valuable information to attackers, since they can find potential targets without performing time- and resource-consuming port scanning process. It turns out this strategy is really effective. Our honeypot receives incoming probe requests shortly after we registered it on the list.

**Pretend as a valuable target** The main purpose of the attack is to steal the cryptocurrency. In order to make the attacker believe our honeypot is a valuable target, we create a real Ethereum account with the address `0xa33023b7c14638f3391d705c938ac506544b25c3` and transfer some amounts of Ether into this account. Since the Ethereum network is a public ledger, the amount of the Ether of our account is a public knowledge, and could be obtained by querying on the network. Our honeypot returns this account address to attackers if they invoke the `eth_accounts` method to get a list of accounts owned by our Ethereum node. We also return the real amount of Ether inside this account to attackers if the `eth_getBalance` method is invoked.

**Emulate a real transaction** After obtaining the information of the account owned by our Ethereum node and the balance of this account, attackers tend to steal the Ether by transferring it to accounts they controlled (malicious accounts). For instance, they could invoke the `eth_sendTransaction` method, which returns the hash value of a newly-created transaction. Attackers could check the return value of the method invocation to get the status of Ether transfer. To make the attacker believe that the transaction is being processing, while not actually transferring any Ether from our account, we do not actually execute the `eth_sendTransaction` method on our Ethereum node. Instead, we log the parameters of this method invocation, and return a randomly generated hash value to the attacker.

**Log RPC requests** Our honeypot logs the attacker's invoked methods, including the method name, parameters, along with the metadata of the attack, such as the IP address and the time. All the data will be saved into a log file, which will be imported into a MongoDB database [11].

### 3.2 Data Collection and Analysis

After capturing attacks and malicious account addresses, we will estimate profits gained by attackers. Our system leverages transactions launched from these accounts to find more attacker-controlled accounts. For this purpose, we crawl the transaction history from the Ethereum network.

Our system first downloads all Ethereum transactions, and then uses a Python script to import them into a Greenplum database [8]. By leveraging this database, we can easily query transactions by issuing a SQL statement, a more convenient way for looking up interesting transactions. By combining the data captured from our honeypot and transactions col-



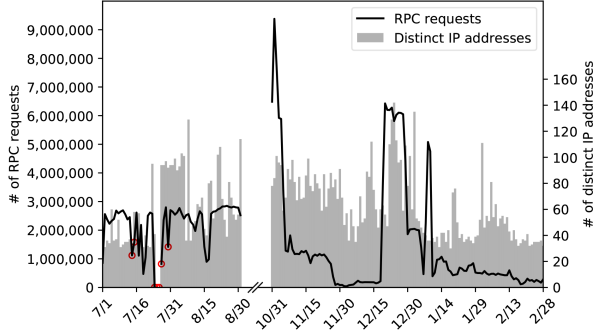


Figure 2: The number of daily RPC requests and distinct IP addresses captured by our honeypot. The seven red circles mean that the data in these days is incomplete, either because our system was accidentally shut down, or because the network is not stable.

lected from the Ethereum network, our system generates final analysis results.

## 4 Attack Analysis

In this section, we will illustrate the data we collected, the grouping of attackers based on their behaviors, and captured attacks to steal cryptocurrency, including the Ether and ERC20 tokens.

### 4.1 Data Overview

We deployed our system on a virtual machine in the cloud, and collected the data in six months, i.e., from July 1 to August 31 in the year 2018, and November 1, 2018 to February 28, 2019. Unfortunately, there are three days (from July 24 to July 26) when the virtual machine was accidentally shut down, and we did not have data in these days, and four days (July 14, 15, 27 and 30) when the network is not stable and the data is incomplete. Figure 2 shows the number of daily RPC requests and distinct IP addresses of these requests.

In total, our system observed 308.66 million RPC requests from 1,072 distinct IP addresses. In average, we received 1.72 million RPC requests each day (excluding the incomplete data.) In terms of IP addresses, the average daily number is 62. This number reached its peak value (142) on December 24.

Among these RPC requests, 9 different IP addresses are main sources of attacks, given the fact they contribute most of RPC requests in our dataset. These 9 IP addresses sent around 258.70 million requests in total, which counts around 83.8% of all requests. It's worth noting that, one IP address 89.144.25.28 sent the most RPC requests. It sent 101.73 million requests in total, accounting for 33.0% of the requests we received. We believe such an aggressive behavior is to

```
{
  "jsonrpc": "2.0",
  "method": "eth_sendTransaction",
  "params": [
    //The account address of our honeypot.
    "from": "0xa33023b7c14638f3391d705c938ac506544b25c3",
    //Attacker's account address.
    "to": "0x63710c26a9be484581dcac1aacdd95ef628923ab",
    "gas": "0x5208",
    "gasPrice": "0x199c82cc00",
    "value": "0x2425f024b7fd000",
  ],
  "id": 739296
}
```

Listing 1: The captured attack and the associated account address in the *to* field.

increase the possibility of stealing the Ether, since the time window to transfer the Ether only exists when the user account is unlocked. We also observed that the attack from this IP address ceased in several days, e.g., from August 15 to 17.

**RPC requests from universities worldwide** Interestingly, we found some RPC requests are from IP addresses that belong to universities. Specifically, our honeypot received requests from 66 IP addresses of 39 universities in 13 countries or regions. Among them, 37 IP addresses are from universities in the USA. For instance, two IP addresses (146.57.249.98 and 146.57.249.99) captured by our honeypot belong to the University of Minnesota. We further used the reverse DNS lookup command to obtain the domain name associated with these IP addresses. It turns out that all of them are associated with the PlanetLab [15]. For instance, the domain names of the previous two IP addresses are `planetlab1.dtc.umn.edu` and `planetlab2.dtc.umn.edu`, respectively. Requests from these IP addresses are not performing malicious activities, e.g., transferring Ether to other accounts. Most of them are merely probing our honeypot for information collection, e.g., invoking `eth_getBlockByNumber`. Though the exact intention of collecting such information is unknown, we believe these requests are mainly for a research purpose.

**Abuse of the Tor network and cloud services** We found attackers are leveraging the Tor network and cloud services to hide their identities. For instance, some IP addresses belong to popular cloud services, e.g., Amazon, DigitalOcean and etc. Among the 1,072 distinct IP addresses, 370 of them are identified as Tor gateways [22] (299 of them performed malicious behaviors, e.g., trying to steal Ether from our honeypot.) All these IP addresses belong to the second group (Section 4.2.) They are from 104 different ISPs in 39 countries. Using the Tor network to hide the real IP addresses make the tracing of attacks more difficult.

### 4.2 Grouping Attackers Accounts

After obtaining the data, our next step is to group attackers. However, due to the anonymity property of the Ethereum network, it is hard to group them based on their identities. In this paper, we take the following ways to group attackers.

Listing 2: A captured invocation of the method `eth_sendRawTransaction` and the decoded `params` field of the parameters.

Second, we *directly* retrieve attackers’ Ethereum accounts through parameters of RPC requests, and group them based on these accounts. For instance, the parameter *to* of the method `eth_sendTransaction` denotes the destination address of a transaction to transfer Ether. Attackers use this method to transfer (steal) the Ether to their controlled accounts. Listing 1 shows the parameters (in the JSON format) of a captured malicious transaction launched by an attacker. We found that the value of the *to* field is `0x63710c26a9be484581dcac1aacdd95ef628923ab`, which is the attacker-controlled account address. In our system, we monitor the *to* field in the parameters of the methods `eth_sendTransaction` and `eth_signTransaction` that directly transfer Ether to other accounts, and other two methods `eth_estimateGas` and `miner_setEtherBase`. Note that, though the `eth_estimateGas` is used to estimate the gas consumption of a transaction and does not actually send the transaction, executing this method on our honeypot is still considered as a suspicious action since it usually follows a real transaction afterwards. The method `miner_setEtherBase` is used to change the etherbase (or coinbase) account of a miner. This is the address that will be rewarded when a new block is mined by the miner node. By changing this address, the attacker can obtain the reward Ether, on behalf of the miner.

```
//Function prototype.  
Function: transfer(address |_, uint256 |_)value)  
Method ID: 0xa9059cbb  
|_|to: 0xf0fe07dbd07ba4c1075c1db97806ba3c5b113cee0  
|_|value: 200000000(0xbebc200)
```

and use them for grouping. This is the case when attackers steal ERC20 tokens by calling the standard `transfer()` [19] function defined in the ERC20 token standard [1]. Their addresses are not in the parameters of the transaction. However, we can obtain them by retrieving parameters of the smart contract method invocation. In the following, we will use a real example to illustrate the steps. Listing 2 shows a captured attack of the RPC request to invoke the method `eth_sendRawTransaction`. We first decode the *params* field to obtain the *to* field (its value is `0x1a95b271b0535d15fa49932daba31ba612b52946`). It turns out that this address is not an EOA account, but a smart contract address of the Minereum token [9], whose peak market capital was more than 7 million US dollars in August 2017 [10]. We further decode the *data* field to retrieve the invoked function in the smart contract and its parameters. The result is shown in Listing 3. We can see the malicious account address that receives the stolen ERC20 token is `0x0fe07dbd07ba4c1075c1db97806ba3c5b113cee0`.

### 4.3 Analysis of Ether Stealing

**Step 1 - Probing potential victims** The first step to launch the attack is to locate potential victims that have insecure HTTP JSON-RPC endpoints. Attackers could obtain potential victims by downloading a list of full Ethereum nodes, or performing a port scanning process to find the machines with target port number (8545 in our study) opening. Then attackers issue RPC requests to determine whether the victim is an Ethereum node or even a miner node that will be useful to send a zero gas transaction (we will discuss this type of transaction in Section 4.4).

6

Table 1: The result of grouping attackers.

#	Addresses	# of IP	# of RPC calls
1	0x6a141e661e24c5e13fe651da8fe9b269fec43df0 0x6e4cc3e76765bdc711cc7b5cbfc5bbfe473b192e 0x6ef57be1168628a2bd6c5788322a41265084408a 0x7097f41f1c1847d52407c629d0e0ae0fdd24fd58 0xe511268ccf5c8104ac8f7d01a6e6eaaa88d84ebb	57	72,915,681
2	0x581061c855c24ca63c9296791de0c9a1a5a44fcf 0x5fa38ab891956dd35076e9ad5f9858b2e53b3eb5 0x8cacaf0602b707bd9bb00ceda0fb34b32f39031 0xab259c71e4f70422516a8f9953aaba2ca5a585ae 0xd9ee4d08a86b430544254ff95e32aa6fcc1d3163 0x88b7d5887b5737eb4d9f15fcd03a2d62335c0670 0xe412f7324492ead5eacfd30dcec2240553bf1326a	309	363,860
3	0xd6cf5a17625f92cee9c6caa6117e54cbfbceaedf 0x21bdc4c2f03e239a59aad7326738d9628378f6af 0x72b90a784e0a13ba12a9870ff67b68673d73e367	14	13,315,318
4	0x04d6cb3ed03f82c68c5b2bc5b40c3f766a4d1241 0x63710c26a9be484581dcac1aacdd95ef628923ab	1	101,731,595
5	0xb0ec5c6f46124703b92e89b37d650fb9f43b28c2	6	326,154
6	0x1a086b35a5961a28bead158792a3ed4b072f00fe 0x73b4c0725c900f0208bf5febb36856abc520de26 0xaaff4778d8d05e9595d540d40607c16f677c73cca 0xec13837d5e4df793e3e33b296bad8c4653a256cb	3	6,791,438
7	0x241946e18b9768cf9c1296119e55461f22b26ada	1	7,750,800
8	0x8652328b96ff12b20de5fdc67b67812e2b64e2a6	2	3,569,924
9	0xff871093e4f1582fb40d7903c722ee422e9026ee	1	3,522
10	0x6230599f54454c695b5cd882064071fc39e6e562	1	13
11	0x2c5129bdfc6f865e17360c551e1c46815fe21ec8	1	618
12	0xeb29921d8eb0e32b2e7106afca7f53670e4107e5	1	5
13	0xe231c73ab919ec2b9aaeb87bb9f0546aa47581b1	1	10
14	0x5c8404b541881b9999ce89c00970e5e8862f8e88	3	80
15	0x5e87bab71bba5f068df9bf531065ce40a86ebe4	1	274
16	0x97743cc5a168a59a86cf854cf04259abe736006a 0x9d6d759856bfcbaf6f405f308d450b79e16dd4e2	3	235,213
17	0x02a4347035b7ba02d7923885503313ecb817688 0xcb31bea86c3becc1f62652bc8b211fe1bd7f8aed	3	11,246,017
18	0xe128bb377f284d2719298b0d652d65455c941b5b	1	277
19	0xb744d5f73d27131099efee0b70062de6f770a102	2	237,481
20	0x0e0a930fb51c499b624d6ca56fdd9c95c5bf2e06 0x2c022e9a0368747692b7bd532c435c7a78dc447d 0x3334f7f8bcf593794b01089b6ff4dc63fe023dfe 0x884aa595c10b3331ce551c2d9f905e52e21fa0bb 0xef462edb8880c4fd0738e4d3e9393660b9c5ac72	2	59,842
21	0x9781d03182264968d430a4f05799725735d9844d	8	38,558
22	0x98c6428fba6c0ff97570d822dd607f8a55080e5	6	270
23	0xa0b0209a04398cb61d845148623e68b3eff8f8cb	1	135
24	0x21d8976138a2b280d441fd7b12456a1193cb2baf	1	18,597
25	0xfed69981c21b96ff37fc52f9e19849126624ddfd	5	963
26	0x31c3ecd12abe4f767cb446b7326b90b1efc5bbd9	3	440,962
27	0x5f622d88cd745ebb8ff2d4d6b707204c65243438	1	2,782
28	0xf2565682d4ce75fcf3b8e28c002dfc408ab44374	1	9
29	0xc97663c1156422e2ad33580adab45cad33cf7698	1	3,298
30	0xc6c42a825555fbef74d21b3cb6bfd7074325c348	9	73,302
31	0x454d7320d5751de29074a55ac95bbde312dd7615	1	11
32	0x4e25e7e76dbd309a1ab2a663e36ac09615fc81eb	1	24
33	0xa6a21375ca42d2cc26237f3e861d58f88fe72eab2	1	256
34	0xb703ae04fd78ab3b271177143a6db9e00bdf8d49	1	1,345
35	0x0fe07dbd07ba4c1075c1db97806ba3c5b113cee0	11	536,612
36	0xaa75fb2dcac2e3061a44c831baf0d4c2d4f92fd7 0xffecffe94c3e87987454f2392676ccdb98b926f8	5	26,991

Table 2: Most used commands for probing.

Command	# of IP addresses	# of RPC requests
net_version	122	4,822,620
rpc_modules	81	3,815
web3_clientVersion	103	4,495,312
eth_getBlockByNumber	325	1,190,445
eth_blockNumber	225	27,019,686
eth_getBlockByHash	214	1,633

Table 3: Commands used for preparing attacking parameters.

Command	# of IP addresses	# of RPC requests
eth_accounts	615	27,040,164
eth_coinbase	64	87,442
personal_listAccounts	11	95
personal_listWallets	5	173,243
eth_gasPrice	21	63,133
eth_getBalance	493	93,585,372
eth_getTransactionCount	63	2,411,504

current network id to check whether the Ethereum node is running on the mainnet or a testnet. As the name indicates, the purpose of the testnet is for testing purpose, and the Ether on this network has no value. By invoking this method, the attacker could find the right targets running the Ethereum mainnet. The *rpc\_modules* command returns all enabled modules including the version number. By probing this information, attackers can get the information of enabled modules and then invoke the APIs inside each module accordingly. Besides the previously discussed two methods, other ones shown in Table 2 are also serving the purpose of collecting client information.

**Step 2 - Preparing attacking parameters** After locating potential victims, attackers need to prepare the necessary data to launch further attacks. In order to steal Ether, the attacker needs to send an Ethereum transaction with valid parameters. Specifically, each transaction needs *from\_address* and *to\_address* as the source and destination of a transaction, and other optional ones including *gas*, *gasPrice*, *value* and *nonce*. In order to make the attack succeed, valid parameters should be prepared before sending a transaction to steal Ether.

- *from\_address*: The *from\_address* in the transaction is the victim’s Ethereum account address. The attacker can obtain this value through invoking the following methods, including *eth\_accounts*, *eth\_coinbase*, *personal\_listAccounts*, *personal\_listWallets*.
- *to\_address*: The *to\_address* in the transaction specifies the destination of the transaction. Attackers will set this field to the ones under their control.

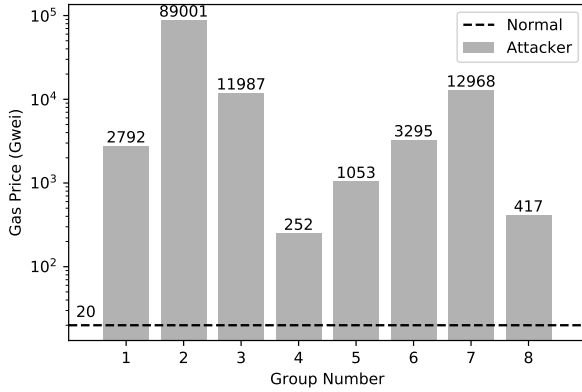


Figure 3: The comparison of the gas price in the transactions of attackers and normal users. The typical gas price is 21 Gwei, while the gas price of attackers’ transactions is much higher.

- *value*: This is the value of Ether that will be transferred into the *to\_address*. In order to maximize their income, the attacker tends to transfer all the Ether in the victim account, leaving a small amount to pay the transaction fee. In order to get the balance of the victim’s account, the method *eth\_getBalance* is used by attackers.
- *gasPrice*: The attacker could set a high *gasPrice* to increase the chance of the transaction being executed (or packed into a block by miners.) For instance, we found that the attacker (0x21bdc4c2f03e239a59aad7326738d9628378f6af) tends to use a much higher *gasPrice* in the transaction to steal Ether. Figure 3 shows the gas price of transactions from attackers and normal users. We will illustrate it later in this section.

**Step 3 - Stealing Ether** In order to successfully send a transaction, it needs to be signed using the victim’s private key. However, the private key is locked *by default*, and a password is needed to unlock the keyfile. We observed two different behaviors that are leveraged by attackers to solve this problem.

- Continuously polling: Attackers continuously invoke the methods, i.e., *eth\_sendTransaction* or *eth\_signTransaction* in the background. If a legitimate user wants to send a transaction at the same time, then he or she will unlock the account by providing the password. This leaves a time window that the attacker’s attempt to get a signed transaction could succeed.

However, in order to successfully launch the attack, there are still two challenges. First, the time window is really small. Attackers should happen to invoke the methods to send the transaction at the same time when users are

unlocking the account. To increase the chance of a successful attack, the operation to send the transaction should be very frequent. That’s the reason of our observation that some attackers are repeatedly invoking the previously mentioned methods at a very high frequency, nearly 50 requests per-second. Second, since the attacker is sending the transaction at the same time with the user (i.e., when the user is unlocking his account), his transaction may fail if the user’s transaction is accepted by the miner at first and the remaining balance of the account will not be sufficient for the attacker’s transaction. In order to ensure that his transaction will be accepted by miner in a timely fashion, the attacker will use a much higher value of the *gasPrice* than normal transactions to *bribe* miners.

Figure 3 shows the gas price of transactions from attackers and normal users. Specifically, we first calculate the average gas price of captured transactions of attackers from the group 1 to 8 (the solid line in the Figure). Then we calculate the average gas price of transactions of normal users in six months (the dash line in the Figure). The value is around 20 Gwei. It turns out that the gas price from attacker’s transactions is much higher (from 15 times to 4,500 times) than the value of a normal transaction. Setting a higher gas price can increase the speed that their transactions are packed into a block. This strategy is very effective, and we have observed several cases that the transaction with higher *gasPrice* succeed, while the ones with lower *gasPrice* failed [20, 21].

- Brute force cracking: Besides the polling strategy, some attackers are leveraging the brute force attack to guess the password of the keyfile. Specifically, they try to unlock the account using the password in a predefined dictionary. Since the Ethereum client does not limit the number of wrong password attempts during a certain time period, this attack is effective if the victim uses a weak password. For instance, the attacker from the group 11 leveraged this strategy and tried a dictionary with more than 600 weak passwords, e.g., *qwerty123456*, *margarita* and *192837465*. Another attacker from the group 1 took the same way, but only tried one password (*ppppGoogle*). The reason why this attacker only tried this specific password is unknown. However, we think it may be the default password for some customized Ethereum clients.

Interestingly, we found after a successful try to unlock the account, the attacker will set a relatively long timeout value by invoking the *personal\_unlockAccount*. By doing so, the account will not be locked again in a long time period and the attacker can perform further attack much easier.



#### 4.4 Analysis of ERC20 Token Stealing

Attackers from two groups (group 35 and 36) are targeting ERC20 tokens. ERC20 is a technical standard used by smart contracts on the Ethereum network to implement exchangeable tokens [1]. The ERC20 token can be viewed as a kind of cryptocurrency that can be sold on some markets, thus becoming valuable targets of attackers.

Before illustrating the detailed attacking behaviors, we will first discuss an interesting type of transaction called *zero gas transaction*, which we observed in our dataset. It exploits the packing strategy of some miners to send transactions without paying any transaction fee. By using this type of transaction, attackers could perform malicious activities to steal ERC20 tokens from the addresses with leaked private key, or exploit the AirDrop mechanism of ERC20 smart contracts to gain extra bonus tokens with nearly *zero* cost.

**Zero gas transaction** Sending a transaction in the Ethereum network usually consumes gas (Section 2.3). The actual cost is calculated as the product of the amount of gas consumed and the current gas price. The amount of gas consumed during a transaction depends on the instructions executed in the Ethereum virtual machine, while the gas price is specified by the user who sends the transaction. If not specified, a default gas price will be used.

Interestingly, our honeypot captured many attempts of sending transactions with a zero value in the `gasPrice` field. This brings our attention for a further investigation. We want to understand whether such transactions could be successful, and the intentions for sending such transactions. After performing experiments on the testnet, we found that transactions with a zero gas price received through the p2p network will not be accepted by the miner, and will be discarded as invalid ones. However, if such a transaction is created and launched on the miner node itself (i.e., the node that successfully mines a new block is sending a zero gas transaction), then the transaction will be packed into the block by the miner itself and accepted by the network.

This explains the captured attempts of such transactions by our honeypot. In particular, the attackers were trying to launch zero gas transactions on every vulnerable Ethereum node, in hope that the node is a miner node that is successfully mining a new block. Though the chance looks really slim, we found several successful cases in reality, e.g., the first several transactions in the block 5899499 [3]. Most of the transactions are transferring ERC20 tokens to the address `0x0fe07dbd07ba4c1075c1db97806ba3c5b113cee0`, which is a malicious address of the attacker in group 20 captured by our system.

**Attack I: stealing tokens from *fisher* accounts** The first type of attack is leveraging the zero gas transactions to steal tokens from *fisher* accounts. In order to understand this attacker, we first explain what the *fisher* account is in

the following.

The *fisher* account means that some attackers intentionally leak the private key of their Ethereum accounts on Internet. They also transfer some ERC20 tokens to the accounts as the bait. Since the private key of the account is leaked, other users could use the private key to transfer out the ERC20 tokens. However, there is one problem in this process. In order to transfer the ERC20 tokens, the account should have some Ethers to pay the transaction fee. As a result, one may transfer some Ethers into this account, in hope to get the ERC20 tokens. Unfortunately, after transferring the Ether into this account, the Ether will be transferred out to some other accounts immediately by attackers. That's the reason why such an account is called the *fisher* account. The main purpose of leaking the private key is to seduce others transferring Ether into the *fisher* account.

For instance, we found a *fisher* account whose address is `0xa8015df1f65e1f53d491dc1ed35013031ad25034` [2]. The attacker bought 75,000 ICX (a ERC20 token) as the fishing bait that values around 66,000 US dollars. "Occasionally", the fisher released the private key of that account on the Internet. Anyone who transfers the Ether into this account and hopes to obtain the ICX token will be trapped to lose the transferred Ether.

Interestingly, by leveraging the zero gas transaction previously discussed, attackers could steal the ERC20 tokens in the *fisher* account. Specifically, attackers could send the transactions to transfer the ERC20 tokens in the *fisher* account with zero gas price. If the transaction is successful, then the attackers will obtain the ERC20 tokens without any cost.

In our dataset, the user in group 35 (the address is `0x0fe07dbd07ba4c1075c1db97806ba3c5b113cee0`) was performing this type of attack. In total, the attacker sent 61,158 RPC requests, stealing 161 different types of ERC20 tokens. The information of the top ten ERC20 tokens this attacker is targeting, including the smart contract addresses, the number of RPC requests and the name of the token, are shown in Table 4. We observed several different IP addresses (62.75.138.194, 77.180.167.78, 77.180.200.1, 92.231.160.88, 92.231.169.137, 95.216.158.152 and etc.) from this attacker.

**Attack II: Exploiting the airdrop mechanism** Airdrop is a marketing strategy that the token holders would receive bonus tokens based on some criteria, e.g., the amount of total tokens they hold. The conditions to send out bonus tokens depend on the individual token maintainer.

We found that some attackers are leveraging the zero gas transaction to obtain the free LEN tokens. Specifically, the LEN token has an airdrop strategy that if a new user A sends any amount of LEN token to the user B, then both A and B will be rewarded with 18,895 LEN tokens. Hence, the attacker could create a large number of new accounts, and then transfer LEN tokens to the attacker's address (address

Table 4: The top 10 ERC20 tokens that attackers are targeting.

ERC20 token addresses	# of RPC requests	Token name
0x1a95b271b0535d15fa49932daba31ba612b52946	11,788	MNE
0xee2131b349738090e92991d55f6d09ce17930b92	8,998	DYLC
0x0775c81a273b355e6a5b76e240bf708701f00279	8,099	BUL
0xbdeb4b83251fb146687fa19d1c660f99411eefe3	7,735	SVD
0x0675daa94725a528b05a3a88635c03ea964bfa7e	7,359	TKLN
0x87c9ea70f72ad55a12bc6155a30e047cf2acd798	7,058	LEN
0x4c9d5672ae33522240532206ab45508116daf263	5,510	VGS
0x23352036e911a22cfc692b5e2e196692658aded9	4,011	FDZ
0xc56b13ebbcffa67cfb7979b900b736b3fb480d78	2,219	SAT
0x89700d6cd7b77d1f52c29ca776a1eae313320fc5	1,708	PMD

0xffecffe94c3e87987454f2392676ccdb98b926f8 in group 36). By doing so, the new account will receive a bonus token, which will be transferred to the attacker’s account, while at the same time the attacker’s account will also receive the bonus. We observed many attempts of such transactions using zero gas price, with 7,058 different source account addresses and one destination address (the attacker’s address). This transaction does not consume any gas, and the attacker could be rewarded with ERC20 tokens. By using this method, the attacker even becomes a large holder of this token (2.4%) [18].

## 5 Transaction Analysis

After capturing malicious accounts from our honeypot and analyzing the detailed attackers’ behaviors, we further estimate profits of attackers. Though we can directly get the estimation by calculating the income of malicious accounts, attackers may use other account addresses that have not been captured by our honeypot. We call these addresses that are potentially controlled by attackers as suspicious accounts.

In our system, we take the following steps to detect suspicious accounts. The basic idea is if the attacker transfers the Ether from a malicious account to another account, it is highly possible that the destination account is connected with the attacker. The attacker has no reason to transfer the Ether to an account that has no relationship with him. Note that, the attacker could transfer the Ether to a cryptocurrency market, where he can exchange it with other types of cryptocurrency or US dollars. Hence, we remove the addresses of cryptocurrency market from suspicious accounts in our study using the information queried from the Etherscan website [6].

To this end, we used a similar idea of the taint analysis [36] to find suspicious accounts. Specifically, we treat malicious accounts captured by our system as the taint sources, and propagate the taint through the transaction flows until reaching the taint sinks, i.e., the cryptocurrency markets. We also

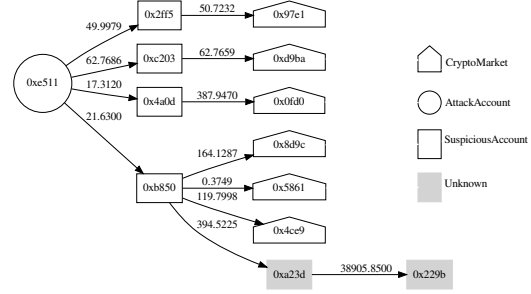


Figure 4: One example of detecting suspicious accounts through the transaction analysis. The house ones are the cryptocurrency markets, the circle one is the malicious account. The box ones without background color are the detected suspicious accounts, while the ones with gray background are unknown accounts.

stop this process if the number of accounts traversed reaches a certain threshold (we use three in our paper). All the accounts in the path from the taint source to the taint sink are considered tainted and suspicious, as long as the endpoint is a cryptocurrency market. Other nodes are marked as unknown ones, since we do not have further knowledge about whether the nodes are suspicious or not. Figure 4 shows an example of this process to detect the suspicious accounts from the malicious one 0xe511268ccf5c8104ac8f7d01a6e6eaaa88d84ebb. In this figure, the cryptocurrency market nodes are marked in the house symbol, and the original attacker we captured is marked as a circle. Other box nodes without background color are the suspicious accounts we identified, and others with gray background color are unknown addresses. The line between each node denotes transactions of sending Ether from one to another. We also put the number of Ether transferred above the line. In total, we identified 113 suspicious addresses, and 936 unknown ones, respectively.

After that, we estimate profits of attackers. We first calculate the lower bound of profits by only considering the income of the malicious accounts. Since our honeypot observed their behaviors of stealing Ether, we have a high confidence that these malicious accounts belong to attackers. Then we add the income of suspicious addresses into consideration. Since these addresses are not directly captured by our honeypot, we do not have a hard evidence that these accounts belong to attackers. However, they may be connected with or controlled by attackers. Table 5 in Appendix shows the estimated profits. We remove the addresses with zero profit from the table (e.g., addresses in the group 10), and we do not count the attackers from the group 35 and 36 since they are targeting the ERC20 tokens, whose value are hard to estimate due to the dramatic change of the token price. It’s worth noting that, the actual income of attackers are far

more than the value shown in the table.

## 6 Discussion

Though we have adopted several ways to make our honeypot an interactive one, cautious attackers can still detect the existence of our honeypot and do not perform malicious activities thereafter. For instance, the attacker can first send a small amount of Ether to a newly generated address and then observe the return value (the transaction hash) of this transaction. Since the transaction to send Ether in our honeypot does not actually happen, the return value is an invalid one (a randomly generated value). Or the attackers can simply send some uncommon commands and observe the return value to detect the honeypot. Nevertheless, honeypots are always in an arms race with attackers. It is an open research question to propose more effective countermeasures to improve the honeypot.

In this paper, we take a conservative way to detect suspicious accounts and estimate profits of attackers. Specifically, we leverage the knowledge of whether an address belongs to a cryptocurrency market and mark the tainted accounts whose Ether eventually flows into cryptocurrency markets as suspicious. However, the knowledge of the mapping between addresses and cryptocurrency markets may not be complete, since these addresses are manually labelled. Some suspicious accounts may be identified as unknown ones in our work, hence introducing false negatives to our work. Moreover, our estimation is based on the attacker’s addresses collected by our honeypot (in six months). There do exist attackers who are missed by our system, and profits of these attackers are not included in our estimation. We believe the total income of attackers in the wild is much bigger than our estimation.

In this paper, attackers are exploiting the unprotected JSON-RPC interface to launch attacks. Though it is simple to fix the problem by changing the configuration of the Ethereum client, we are surprised by the fact that 7% of Ethereum nodes are still vulnerable. Specifically, we performed a port scanning to the 15,560 Ethereum public nodes [5] and found that around 1,000 of them are reachable through the RPC port without any authentication<sup>3</sup>. This fact demonstrated the severity of this problem, and advocates the need to have a better understanding of this issue in the community (the purpose of our work.)

## 7 Related work

**Honeypot** Honeypot systems have been widely used to capture and understand the actions and motivations of attackers by capturing malicious activities [24, 27, 34, 37]. For instance, HoneyD [34] is one of the best-known honeypot

<sup>3</sup>For ethics reason, we did not perform any RPC calls on the vulnerable nodes

projects. It can simulate the network stack of many operating systems and arbitrary routine topologies, thus making it a highly interactive one. Collapsar can manage a large number of interactive honeypots, e.g., Honeypot farms. The concept of honeypot has been adopted to detect attacks to IoT devices [25, 26, 30, 33] and mobile devices [40]. Our system is working towards Ethereum clients, which have different targets with previous systems. The general idea of attracting attacks and logging behaviors are similar, but with different challenges.

**Security issues of smart contracts** One reason that Ethereum is becoming popular is its support for smart contracts. Developers can use contracts to develop decentralized apps (or Dapps), including the lottery game, or digital tokens. Since its introduction, security issues of smart contracts have been widely studied by previous researchers. Atzei et al. systematically analyzed the security vulnerabilities of Ethereum smart contracts, and proposed several common pitfalls when programming the smart contracts [23]. For instance, the stack size of the Ethereum virtual machine is limited, attackers could leverage this to hijack the control flow of the smart contracts. A system called teEther [29] is proposed to automatically generate the exploits to attack the vulnerable smart contracts. The evaluation showed that among 38,757 unique smart contracts, 815 of them could be automatically exploited.

To mitigate the threats, some tools to analyze the smart contracts [12, 28, 32, 38, 41] or fix the vulnerable contracts [35] have been proposed. For instance, Oyente [31] is a system that can automatically detect smart contracts vulnerabilities using the symbolic execution engine. Moreover, it can make the smart contracts less vulnerable by proposing some new semantics to the Ethereum virtual machine. Sereum [35] automatically fix the re-entrancy vulnerabilities in smart contracts by modifying the Ethereum virtual machine. Erays [41] is a tool to analyze the smart contracts without the requirement of the source code. In particular, it takes the bytecode and then translates it to the high-level pseudocode that is readable for manual analysis. Securify [38] automatically proves the smart contract behaviors as safe or unsafe. Other similar tools to analyze smart contracts include Mythril [12] and Maian [32].

## 8 Conclusion

In this paper, we performed a systematic study to understand the cryptocurrency stealing on Ethereum. To this end, we first designed and implemented a system that captured *real* attacks, and further analyzed the attackers’ behaviors and estimated their profits. We report our findings in the paper and will release the dataset of attacks to engage the whole research community.

## References

- [1] Erc20 token standard, 2018. [https://theethereum.wiki/w/index.php/ERC20\\_Token\\_Standard](https://theethereum.wiki/w/index.php/ERC20_Token_Standard).
- [2] Ethereum address 0xa8015df1f65e1f53d491dc1ed35013031ad25034, 2018. <https://etherscan.io/address/0xa8015df1f65e1f53d491dc1ed35013031ad25034>.
- [3] Ethereum block 5899499, 2018. <https://etherscan.io/block/5899499>.
- [4] Ethereum json rpc, 2018. <https://github.com/ethereum/wiki/wiki/JSON-RPC>.
- [5] Ethernodes, 2018. <http://www.ethernodes.org>.
- [6] Etherscan, 2018. <https://etherscan.io>.
- [7] Go ethereum, 2018. <https://github.com/ethereum/go-ethereum>.
- [8] Greenplum, 2018. <https://greenplum.org/>.
- [9] Minereum, 2018. <https://www.minereum.com/>.
- [10] Minereum market capital, 2018. <https://coinmarketcap.com/currencies/minereum/>.
- [11] MongoDB, 2018. <https://www.mongodb.com/>.
- [12] Mythrill, 2018. <https://github.com/Consensys/mythrill>.
- [13] Over \$20 million stolen in ethereum by hackers from unsecured nodes, 2018. <https://sensorstechforum.com/20-million-stolen-ethereum-hackers-unsecured-eth-nodes/>.
- [14] Parity, 2018. <https://www.parity.io/>.
- [15] Planetlab, 2018. <https://www.planet-lab.org/>.
- [16] Solidity, 2018. <https://solidity.readthedocs.io/>.
- [17] There's some intense web scans going on for bitcoin and ethereum wallets, 2018. <https://www.bleepingcomputer.com/news/security/theres-some-intense-web-scans-going-on-for-bitcoin-and-ethereum-wallets/>.
- [18] Token learnchain, 2018. <https://etherscan.io/token/0x87c9ea70f72ad55a12bc6155a30e047cf2acd798?a=0xffecfe94c3e87987454f2392676ccdb98b926f8>.
- [19] Transfer token balance, 2018. [https://theethereum.wiki/w/index.php/ERC20\\_Token\\_Standard#Transfer\\_Token\\_Balance](https://theethereum.wiki/w/index.php/ERC20_Token_Standard#Transfer_Token_Balance).
- [20] Ethereum transaction 0x8d95864cc7142ef883148d45697b49be2c30a4275ebbcdbd2684acd809258b6, 2019. <https://web.archive.org/web/20190307141313/https://etherscan.io/tx/0x8d95864cc7142ef883148d45697b49be2c30a4275ebbcdbd2684acd809258b6>.
- [21] Ethereum transaction 0xdc4fe5301b9544892fdd97f476c1ec7d3da3de5ab75972866b87b7991cafedf6, 2019. <https://web.archive.org/web/20190307141627/https://etherscan.io/tx/0xdc4fe5301b9544892fdd97f476c1ec7d3da3de5ab75972866b87b7991cafedf6>.
- [22] Whackersforhackers.com - real time ip block list (ipbl), 2019. <https://whackersforhackers.com/share/tor.txt>.
- [23] ATZEI, N., BARTOLETTI, M., AND CIMOLI, T. A survey of attacks on ethereum smart contracts (sok). In *Principles of Security and Trust* (2017), Springer, pp. 164–186.
- [24] BAECHER, P., KOETTER, M., HOLZ, T., DORNSEIF, M., AND FREILING, F. The nepenthes platform: An efficient approach to collect malware. In *Proceedings of 9th Recent Advances in Intrusion Detection* (2006).
- [25] BREDO, A. Honeypot farms. <https://github.com/alexbred0/honeypot-camera>.
- [26] GUARNIZO, J., TAMBE, A., BHUNIA, S. S., OCHOA, M., TIPPENHAUER, N., SHABTAI, A., AND ELOVICI, Y. Siphon: Towards scalable high-interaction physical honeypots. In *Proceedings of 3rd ACM Workshop on Cyber-Physical System Security* (2017).
- [27] JIANG, X., AND XU, D. Collapsar: A vm-based architecture for network attack detention center. In *Proceedings of 13th USENIX Security Symposium* (2005).
- [28] KALRA, S., GOEL, S., DHAWAN, M., AND SHARMA, S. Zeus: Analyzing safety of smart contracts. In *Proceedings of the 25th Annual Network and Distributed System Security Symposium* (2018).
- [29] KRUPP, J., AND ROSSOW, C. Teether: Gnawing at ethereum to automatically exploit smart contracts. In *Proceedings of the 27th USENIX Security Symposium* (2018).
- [30] LUO, T., XU, Z., JIN, X., JIA, Y., AND OUYANG, X. Iotcandyjar: Towards an intelligent-interaction honeypot for iot devices. In *Blackhat* (2017).
- [31] LUU, L., CHU, D.-H., OLICKEL, H., SAXENA, P., AND HOBOR, A. Making smart contracts smarter. In *Proceedings of the 23rd ACM Conference on Computer and Communications Security* (2016).
- [32] NIKOLIC, I., KOLLURI, A., SERGEY, I., SAXENA, P., AND HOBOR, A. Finding the greedy, prodigal, and suicidal contracts at scale. In *CoRR abs/1802.06038* (2018).
- [33] PA, Y. M. P., SUZUKI, S., YOSHIOKA, K., AND MATSUMOTO, T. Iotpot: Analysing the rise of iot compromises. In *Proceedings of the 9th USENIX Workshop on Offensive Technologies* (2015).
- [34] PROVOS, N. A virtual honeypot framework. In *Proceedings of the 12th USENIX Security Symposium* (2004).
- [35] RODLER, M., LI, W., KARAME, G. O., AND DAVI, L. Sereum: Protecting existing smart contracts against re-entrancy attacks. In *Proceedings of the 26th Network and Distributed System Security Symposium* (2019).
- [36] SCHWARTZ, E. J., AVGERINOS, T., AND BRUMLEY, D. All you ever wanted to know about dynamic taint analysis and forward symbolic execution (but might have been afraid to ask). In *Proceedings of the IEEE Symposium on Security and Privacy* (2010).
- [37] SPITZNER, L. Honeypot farms. <https://www.symantec.com/connect/articles/honeypot-farms>.
- [38] TSANKOV, P., DAN, A., DRACHSLER-COHEN, D., GERVAIS, A., BÜNZLI, F., AND VECHEV, M. Securify: Practical security analysis of smart contracts. In *Proceedings of the 25th ACM Conference on Computer and Communications Security* (2018).
- [39] WOOD, G. Ethereum: A secure decentralised generalised transaction ledger. *Ethereum project yellow paper* (2014).
- [40] WÄHLISCH, M., TRAPP, S., KEIL, C., SCHÖNFELDER, J., SCHMIDT, T. C., AND SCHILLER, J. First insights from a mobile honeypot. In *Proceedings of the ACM SIGCOMM 2012 conference on Applications, technologies, architectures, and protocols for computer communication* (2012).
- [41] ZHOU, Y., KUMAR, D., BAKSHI, S., MASON, J., MILLER, A., AND BAILEY, M. Erays: Reverse engineering ethereum's opaque smart contracts. In *Proceedings of the 27th USENIX Security Symposium* (2018).



## A Appendix

Table 5: Our estimation of profits of attackers in ether and US dollars. The price of one ether is around 139 US dollars (March, 2019). We remove the addresses with zero profit from the table.

#	Addresses	Malicious		Plus Suspicious	
		Ether	USD	Ether	USD
1	0x6a141e661e24c5e13fe651da8fe9b269fec43df0	116.91	\$16,280.23	814.45	\$113,412.00
	0x6e4cc3e76765bdc711cc7b5cbfc5bbfe473b192e	56.16	\$7,820.34	794.67	\$110,657.59
	0x6ef57be1168628a2bd6c5788322a41265084408a	37.79	\$5,261.74	1,420.06	\$197,743.19
	0x7097f41f1c1847d52407c629d0e0ae0fdd24fd58	281.44	\$39,191.07	1,331.74	\$185,444.98
	0xe511268ccf5c8104ac8f7d01a6e6eaaa88d84ebb	152.26	\$21,201.86	1,332.53	\$185,554.52
	0x8652328b96ff12b20de5fdc67b67812e2b64e2a6	37.75	\$5,256.18	1,066.31	\$148,483.43
	0xff871093e4f1582fb40d7903c722ee422e9026ee	0.00	\$0.69	9.34	\$1,300.01
	0x5fa38ab891956dd35076e9ad5f9858b2e53b3eb5	48.24	\$6,716.88	94.28	\$13,129.14
2	0x8cacaf0602b707bd9bb00ceeda0fb34b32f39031	0.00	\$0.14	10.66	\$1,483.80
	0xab259c71e4f70422516a8f9953aaba2ca5a585ae	2.53	\$351.64	4.18	\$581.92
	0xd9ee4d08a86b430544254ff95e32aa6fcc1d3163	54.12	\$7,535.80	55.72	\$7,759.26
	0x88b7d5887b5737eb4d9f15fcd03a2d62335c0670	0.24	\$33.41	0.24	\$33.41
	0xe412f7324492ead5eacf30dcec2240553bf1326a	0.24	\$33.96	0.24	\$33.96
	0x241946e18b9768cf9c1296119e55461f22b26ada	1.53	\$213.74	1.53	\$213.74
	0x9781d03182264968d430a4f05799725735d9844d	50.32	\$7,006.89	61.47	\$8,560.18
	0x04d6cb3ed03f82c68c5b2bc5b40c3f766a4d1241	2.38	\$331.13	2.38	\$331.13
4	0x63710c26a9be484581dcac1aacdd95ef628923ab	19.44	\$2,706.79	38.88	\$5,413.47
	0xb0ec5c6f46124703b92e89b37d650fb9f43b28c2	0.87	\$120.84	1.64	\$227.89
	0x1a086b35a5961a28bead158792a3ed4b072f00fe	80.22	\$11,170.51	4,821.68	\$671,419.10
6	0x73b4c0725c900f0208bf5febb36856abc520de26	1.10	\$153.12	1.10	\$153.12
	0xec13837d5e4df793e3e33b296bad8c4653a256cb	1.62	\$226.21	1.62	\$226.21
	0x2c5129bdfc6f865e17360c551e1c46815fe21ec8	113.93	\$15,864.25	506.86	\$70,580.16
11	0x5e87bab71bbea5f068df9bf531065ce40a86ebe4	0.05	\$6.42	0.05	\$6.42
15	0x02a4347035b7ba02d79238855503313ecb817688	4.30	\$598.46	4.30	\$598.46
17	0xcb31bea86c3becc1f62652bc8b211fe1bd7f8aed	0.21	\$29.19	0.21	\$29.19
	0xd6cf5a17625f92cee9c6caa6117e54cbfbceaedf	2,030.19	\$282,704.44	2,030.19	\$282,704.44
	0x21bdc4c2f03e239a59aad7326738d9628378f6af	357.78	\$49,820.26	58,692.91	\$8,172,988.20
	0x72b90a784e0a13ba12a9870ff67b68673d73e367	558.32	\$77,746.63	59,298.45	\$8,257,309.40
26	0x31c3ecd12abe4f767cb446b7326b90b1efc5bbd9	0.10	\$13.23	0.10	\$13.23
28	0xf2565682d4ce75fcf3b8e28c002dfc408ab44374	173.99	\$24,228.78	866.10	\$120,604.60
	0xb703ae04fd78ab3b271177143a6db9e00bdf8d49	8.02	\$1,116.77	8.02	\$1,116.77
30	0xc6c42a825555fbef74d21b3cb6bfd7074325c348	1.50	\$208.36	1.50	\$208.36
32	0x4e25e7e76dbd309a1ab2a663e36ac09615fc81eb	0.04	\$6.27	0.05	\$7.34
Total		4,193.58	\$583,956.23	133,273.46	\$18,558,328.61