

SEMANTIC BILINEAR POOLING FOR FINE-GRAINED RECOGNITION

Xinjie Li, Chun Yang, Songlu Chen, Chao Zhu, Xucheng Yin

University of Science and Technology Beijing

ABSTRACT

Fine-grained recognition, e.g., vehicle identification or bird classification, naturally has specific hierarchical labels, where fine levels are always much harder to be classified than coarse levels. However, most of the recent deep learning based methods neglect the semantic structure of fine-grained objects, and do not take advantages of the traditional fine-grained recognition techniques (e.g. coarse-to-fine classification). In this paper, we propose a novel framework, i.e., semantic bilinear pooling, for fine-grained recognition with hierarchical multi-label learning. This framework can adaptively learn the semantic information from the hierarchical labels. Specifically, a generalized softmax loss is designed for the training of the proposed framework, in order to fully exploit the semantic priors via considering the relevance between adjacent levels. A variety of experiments on several public datasets show that our proposed method has very impressive performance with low feature dimensions compared to other state-of-the-art methods.

Index Terms— Fine-grained, semantic embedding

1. INTRODUCTION

The fine-grained recognition task focuses on distinguishing sub-classes of the same basic-classes, e.g., classification of bird species, or recognition of vehicle models. Main challenges of fine-grained recognition are subtle inter-class difference and large intra-class diversity. Different from other generic classification tasks, such as text recognition and ImageNet classification [1], fine-grained recognition task requires more discriminative features. Taking vehicle models for an example, different vehicle models might look similar in terms of common sense. However, even for the same car, images vary a lot due to different poses, various view-points, different car upholstery and changing illumination. Furthermore, gathering annotations is very difficult because recognizing certain fine-grained categories typically needs domain expert knowledge. Additionally, fine-grained recognition datasets often have an unbalanced data distribution which reminds us of exploring label relations.

A lot of methods have been proposed for fine-grained recognition with fairly good performance. For example, FCAN [2] achieves 89.1% accuracy and BCNN [3] achieves

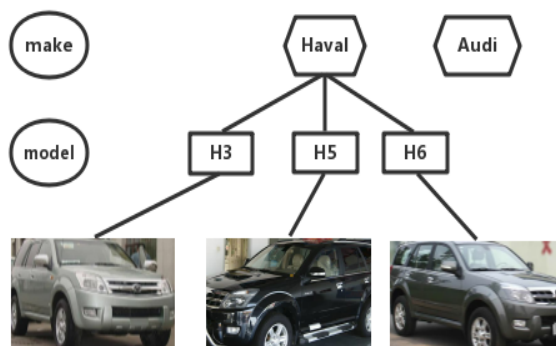


Fig. 1. Illustration of semantic structure using samples of Haval series, where from top to bottom are make and model.

91.3% accuracy on the Stanford Cars dataset[4], etc. However, most of them only focus on how to localize discriminative regions and represent the subtle visual differences. Unlike other generic objects, fine-grained datasets often have a unique tree structure as shown in Fig. 1 which shows the label relations of CompCars dataset [5]: make and model. Although a large amount of work studies on hierarchical multi-label learning, they typically use the traditional basic CNN models rather than applying the fine-grained methods.

In this paper, we propose a novel framework with hierarchical multi-label learning which includes two main contributions: 1) We propose a new deep framework, i.e., semantic bilinear pooling, by incorporating the bilinear pooling [3] method with the semantic structure of objects, as shown in Figure 2. The CNN stream in the original BCNN [3] is extended to have two branches representing coarse and fine levels. 2) We design a novel loss to fully exploit the priors so that the results of the coarse branch can guide the predictions of the fine branch.

The rest of the paper is organized as follows. Section 2 covers the related work on the state-of-the-art fine-grained recognition methods. Section 3 introduces the details of our proposed method. Section 4 gives the experimental evaluation that we conducted. Section 5 concludes the whole paper and brings up some discussions for future work.

2. RELATED WORK

As mentioned previously, two main difficulties of fine-grained classification are how to localize discriminative regions and represent subtle visual differences. To tackle these problems, plenty of methods have been raised these years. FCAN [2] used a fully convolutional attention localization network based on reinforcement learning which uses attention mechanism to locate multiple parts simultaneously. Besides the usage of attention mechanism, a bilinear structure (BCNN) [3] also attracted people. Lin et al. applied two CNN streams as two feature extractors and multiplied their outputs using outer product at each discriminative part. Then, an image descriptor is obtained after a pooling operation. Furthermore, they added matrix power normalization in [6]. However, a problem of the original bilinear pooling lies in its high dimension, thus some methods have been then proposed to solve this problem. Kong et al. proposed LRBP[7] to reduce high feature dimensionality with kernelized modules. Gao et al. proposed CBP [8] using Tensor Sketch projection and Random Maclaurin projection to largely reduce dimension without sacrificing much accuracy. In addition, kernel pooling[9] applied Gaussian RBF kernel to catch higher order feature interactions. Cai et al.[10] proposed a polynomial kernel based model to capture higher-order statistics. G^2 DeNet [11] utilized a global Gaussian distribution embedding to pool discriminable features. MoNet[12] combined the G^2 DeNet and bilinear pooling together. iSQRT-COV[13] proposed iterative matrix square root normalization to get a better performance on GPU. However, these approaches did not consider embedding label relations in their work.

3. PROPOSED METHOD

3.1. Semantic Bilinear Pooling

As one of the most successful method in fine-grained classification task, BCNN[3] fully explores second-order statistics and VGG D-nets [14] based model is quite suitable for semantic embedding. As shown in Figure 2, our Semantic Bilinear Pooling framework extends the BCNN[3] method by taking the semantic structure of data into consideration. Figure 1 shows an example of the hierarchical label structure from CompCars dataset [5].

In our proposed framework as shown in Figure 2, the same CNN stream of the original BCNN [3] is used to extract features. Furthermore, applying the same CNN stream pushes parameters and prior knowledge to be shared between two levels. Afterwards, the output of each branch is multiplied using outer product among all locations on the image and then pooled to get the bilinear vector, followed by a generalized softmax loss layer. Fine branch is similar to coarse branch. Finally, both fine-level loss and coarse-level loss contribute to the whole loss.

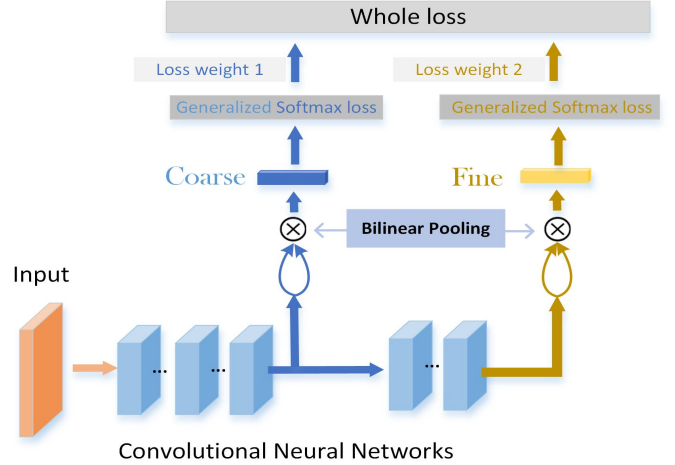


Fig. 2. Architecture of the proposed Semantic Bilinear Pooling Convolutional Neural Network (SBP-CNN). Our architecture includes one CNN stream based on the popular VGG D-net [14] and two branches representing two levels respectively. Two same outputs of each branch are multiplied to get a bilinear vector. Two generalized loss functions are connected to two bilinear vectors and they all contribute to the whole loss in the training procedure of SBP-CNN respectively.

The detailed structure of training net is shown as Figure 3. Our structure takes images as the input, which pass through the basic VGG D-net [14] with shared parameters. It is worth noting that we remove the $fc6-fc8$ of VGG D-net [14] in the feature extractor because it contains about 120M parameters which is computationally expensive. Then the branch connected to the $cov4_3$ is chosen as the coarse branch and the one connected to the $cov5_3$ is chosen as the fine branch, that is to say, fine level needs finer information than coarse level does. After the feature extractor is our classifier. Bilinear layers produce bilinear vectors using bilinear method (i.e., outer product) and the outputs pass through normalization operation including sqrt layers and l2 normalization layers. Then they pass through corresponding fully connected layers, softmax layers and argmax layers. Using outputting probability of each class from softmax layers, argmax layers can make predictions of two branches respectively. Generalized softmax losses (will be explained in section 3.2) take outputs of corresponding fully connected layers, corresponding predictions and paired label as inputs. Both two losses contribute to the whole loss for gradient backpropagation.

Because the BCNN[3] method has achieved great performance in fine-grained tasks and different branches will reinforce the iterations of parameters in the CNN stream, we can make full use of the fine-grained method and the label tree structure using the semantic bilinear structure to recognize finer objects.

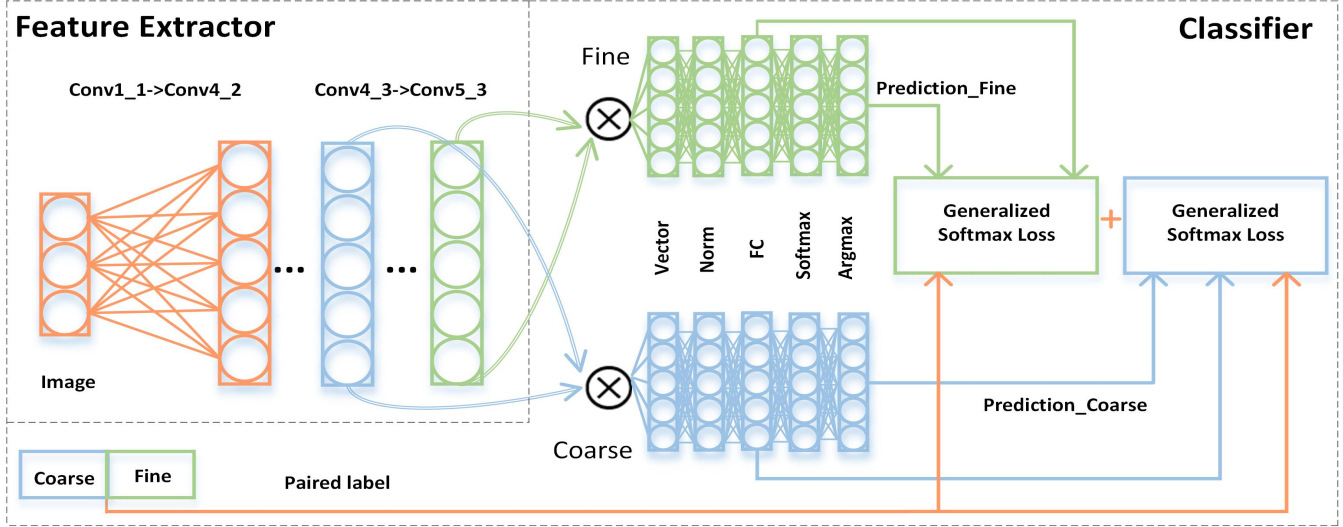


Fig. 3. SBP-CNN structure. Feature extractor aims to extract features for classifier. Blue lines indicate how coarse branch flows and green lines represent fine branch. Coarse branch comes after conv4_3 layer while fine branch comes after conv5_3 layer. After the bilinear vectors, norm (short for normalization) part includes a signed square root layer and a L2 normalization layer. Softmax layers outputting probability of each class are connected to the corresponding fc layers. Using outputs of softmax layers, the argmax layers produce the predictions. The generalized softmax loss layer takes paired label, the output of corresponding fc layer and prediction of corresponding argmax layer as the inputs. Two generalized softmax loss layers contribute to the whole loss in a 7:3 ratio.

3.2. Generalized Softmax Loss

Traditional softmax loss function takes all distance between predictions and corresponding labels as equal. This assumption is not suitable for our SBP-CNN because when predictions does not match the basic label relations between two levels, they should be more harmful for the representation capacity of the model (e.g., for the Audi-Audi A8 category, Audi-Audi A6 prediction is more acceptable than Audi-Haval H3 prediction). So we proposed our generalized softmax loss function which is defined in Eq.(1):

$$Loss = - \sum_{i=1}^n \sum_{c=1}^C \alpha_i y_{ic} \ln(a_{ic}) \quad (1)$$

where n is the number of batch size and i denotes the i^{th} sample in this batch. C represents the total number of categories. Normally, y_i equals to 1 when i^{th} sample belongs to category c , otherwise it equals to 0. And a_c is defined in Eq.(2):

$$a_c = \frac{e^{z_c}}{\sum_{k=1}^C e^{z_k}} \quad (2)$$

where z is a vector, which has C dimensions, produced by fully connected layers of the network. And α_i is a penalty term. When it equals to 1, the loss function will reduce to the traditional softmax loss function. Normally, its value will be greater than 1 when predictions do not match the label relations between two levels.

Furthermore, we make use of the paired label to make the decision whether this image is penalized or not. That is to say, if the predictions for this image do not match the inter-dependence with corresponding adjacent-level labels, loss of this image will be greater. As shown in Figure 3, taking fine level for an example, the generalized softmax loss layer takes Prediction_Fine and coarse label as inputs to observe if the Prediction_Fine match the coarse label. If it does not match the inter-dependence, the loss calculated by the output of corresponding fully connected layer and fine label will be greater. In this way, we aim to fully exploit the priors so that this kind of semantic regulation can guide the training process.

3.3. Semantic Training Strategy

In the training process, we follow the two-stage training strategy in CBP[8] which trains the feature extractor after getting the classifiers trained well. In addition, we also assign two different loss weights to two levels due to the fact that coarse level contains high-level statistics information while fine level contains more delicate semantic information.

4. EXPERIMENTS

4.1. Datasets

Our experiments are conducted on four benchmarks including the Stanford Cars dataset [4], CompCars dataset [5], CUB-birds [15] and Aircraft [16].

Table 1. Data distribution of the datasets.

Datasets	#Coarse	#Fine	#Train	#Val
CompCars [5]	75	431	16016	14939
StanfordCars [4]	49	196	8144	8041
CUBbirds [15]	70	200	5994	5794
Aircrafts [16]	70	100	6667	3333

Table 2. Configuration

Item	1st step	2nd step
learning policy	multistep	fixed
learning rate	1.0	0.001
max iterations	60000	20000
weight decay	5×10^{-6}	5×10^{-4}

According to the corresponding fine labels provided officially, we construct four label trees for four datasets separately. As shown in Figure 1, 'Haval H3' is provided officially and we split it into 'Haval' and 'Haval H3' as our coarse label and fine label separately. In this way, we construct 75 make labels and 431 model labels for CompCars dataset [5], 49 make labels and 196 model labels for Stanford Cars dataset [4], 40 family labels and 200 species labels for CUBbirds dataset [15], 70 family labels and 100 variant labels for Aircraft dataset [16].

There are semantic hierarchical relations between adjacent levels and exclusion relations among the same level. Detailed data distribution of four datasets is listed in Table 1.

4.2. Implementation Details

In all experiments, we use two VGG D-nets [14] as the local descriptor extractor, i.e., CNN stream in Figure 3. We set the input image size to 512x512 then crop one image into ten patches with a size of 448x448. During the training process, we choose stochastic gradient decent (SGD) as our optimization method with momentum in 0.9. We take two steps to train the network like CBP does. Firstly, we finetune the last few layers including compact bilinear pooling layer with Tensor Sketch method, a signed square root layer, a L2 normalization layer and of course the fully connected layer(i.e., the classifier in fig. 3). Secondly, we train the whole SBP-CNN net. All our deep models are trained on two NVIDIA TITAN Xp GPUs using Caffe. And all our images used for training are from the official datasets without any data argumentation or preprocessing.

4.2.1. Baseline

We implement the CBP[8] and BCNN[3] method as the baseline. We first train the last few layers (i.e., classifier in-

Table 3. Comparison of our method (SBP-CNN) to other popular approaches on four benchmarks, where the method with * indicates that the experiments are implemented by our own. All methods below FCAN[2] use two VGG D-nets [14] for a better comparison on dimension and accuracy. C-cars represents CompCars, S-cars represents StanfordCars, T represents traditional softmax loss function and G represents generalized softmax loss function.

Method	C-Cars	S-Cars	Birds	Aircrafts
AlexNet[17]	81.9%	-	-	-
Overfeat[18]	87.9%	-	-	-
GoogLeNet[19]	91.2%	-	-	-
FCAN[2]	-	89.1%	82.0%	-
LRBP[7]	-	90.9%	84.2%	87.3%
KP[9]	-	92.4%	86.2%	86.9%
iBCNN[6]	-	92.0%	85.8%	88.5%
G ² DeNet [11]	-	92.5%	87.1%	89.0%
iSQRT-COV[13]	-	92.5%	87.2%	90.0%
HIHCA[10]	-	91.7%	85.3%	88.3%
MoNet[12]	-	90.8%	85.7%	88.1%
BCNN[3]	*93.0%	90.6%	84.0%	86.9%
CBP[8]	*94.0%	*90.8%	84.0%	*87.4%
SBP-CNN(T)	94.3%	91.3%	84.3%	88.2%
SBP-CNN(G)	95.2%	91.9%	84.8%	89.3%

cluding compact bilinear operation) with the 1st step configuration in Table 2. Then, we train the whole net with the 2nd step configuration in Table 2. The results are shown in Table 3, respectively.

4.2.2. SBP-CNN

The CBP[8] method is used as our basic fine-grained technique of SBP-CNN in our experiments due to its low dimension as mentioned previously. And we implement SBP-CNN with traditional softmax loss and generalized softmax loss separately in order to prove the effectiveness of our generalized softmax loss.

When training, we first train the classifier in Figure 3 without training the feature extractor. Afterwards, we train the whole network. During the second step, we train the whole SBP-CNN net with a loss weight distribution that the loss weight of coarse branch is set to be 0.7 and the other one is 0.3.

We made several attempts on the distribution of loss weight transferring from [0.9,0.1] to [0.1,0.9] with a step in 0.1. Results showed [0.7,0.3] is the best choice which means the model learn the first level with more efforts. The distribution of [0.7,0.3] also fits our common sense that the recognition of coarse level is more important.

The value of the penalty term α_i is set to 2.0 because the

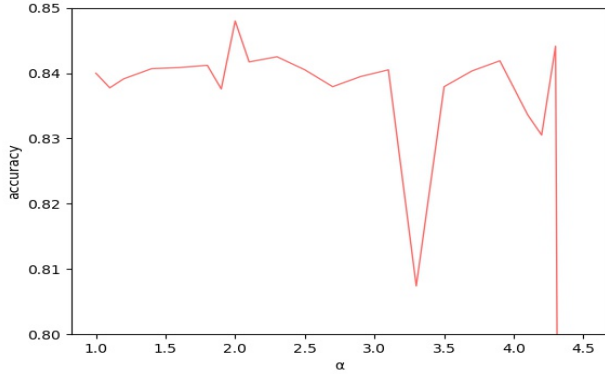


Fig. 4. Changing accuracy of validation dataset of CUB-birds [15] while α_i changes by a 0.1 step. Intuitively, when α_i is 2.0, accuracy reaches the vertex.

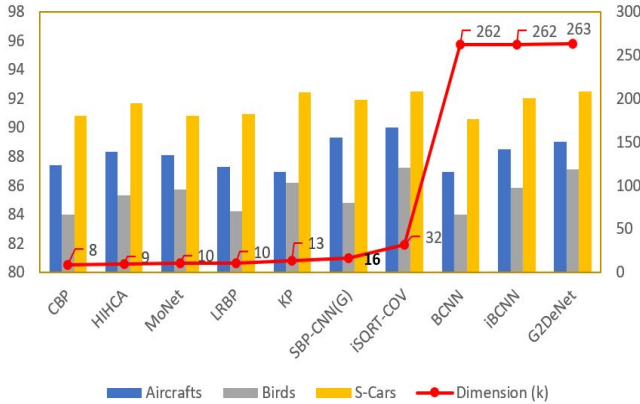


Fig. 5. Comparison on dimension and accuracy between our work and other methods on three benchmarks. Intuitively, our methods achieves comparable performance and has lower dimension than those methods who have better performances.

model is not convergent when it is larger than 4.5 and shows the best performance when 2.0 is chosen among 1.0-4.5 range during the experiments. The curve in Figure 4 has shown the changing performance as α_i changes.

The details of the training configuration are the same as the baseline which are shown in Table 2. The results are shown in Table 3.

The results show that both our proposed SBP-CNN framework and our generalized softmax loss function promote the accuracy on four datasets comparing to original BCNN method, CBP method and generate comparable performance with state-of-the-art methods. By the way, dimension of our network is lower than that of most state-of-the-art methods as shown in Figure 5.



Fig. 6. Two test samples from CompCars dataset and their predictions. T represents traditional softmax loss function and G represents generalized softmax loss function.

4.2.3. Analysis

For further explanation of the superiority of our method, we list two samples as shown in Figure 6. On the left is a Benz GL class car, and the one on the right is a BMW 7 Series car. While using CBP method only, the model recognizes the left one as an Audi A8 car and recognizes the right one as a Great Wall M1 car. In the contrast, both of our two SBP-CNN models make right predictions about the car on the left using the prior knowledge from coarse level. As for the right one, SBP-CNN model with traditional softmax loss functions only makes a right prediction on the coarse level. While after applying the generalized softmax loss function, the model can produce a correct result about the car on the right.

5. CONCLUSION AND FUTURE WORK

In this paper, we proposed a novel fine-grained recognition method named Semantic Bilinear Pooling which incorporates the hierarchical label tree and bilinear pooling together and demonstrates its good performance on four benchmark FGVC datasets. In this way, we can use semantic connections between different levels with the bilinear pooling method and they will reinforce each other during training. Moreover, we generalized the traditional softmax loss function to the generalized one which aims to fully exploit the priors. Experiments showed that our method is effective for the fine-grained classification task.

For the future work, firstly, we will apply our method to recognize other objects which have a clear hierarchical label tree like insects (i.e. a label tree including class, order, family, etc.). Secondly, we would like to explore the possibility of the incorporation of different state-of-the-art fine-grained recognition methods. Thirdly, we will try to apply different forms of label relations like graph which can contain more information for reasoning.

6. REFERENCES

- [1] Jia Deng, Wei Dong, Richard Socher, Li-Jia Li, Kai Li, and Fei-Fei Li, “Imagenet: A large-scale hierarchical image database,” in *2009 IEEE Computer Society Conference on Computer Vision and Pattern Recognition (CVPR 2009), 20-25 June 2009, Miami, Florida, USA, 2009*, pp. 248–255.
- [2] Xiao Liu, Tian Xia, Jiang Wang, and Yuanqing Lin, “Fully convolutional attention localization networks: Efficient attention localization for fine-grained recognition,” *CoRR*, vol. abs/1603.06765, 2016.
- [3] Tsung-Yu Lin, Aruni Roy Chowdhury, and Subhransu Maji, “Bilinear CNN models for fine-grained visual recognition,” in *2015 IEEE International Conference on Computer Vision, ICCV 2015, Santiago, Chile, December 7-13, 2015, 2015*, pp. 1449–1457.
- [4] Jonathan Krause, Michael Stark, Jia Deng, and Li Fei-Fei, “3d object representations for fine-grained categorization,” in *4th International IEEE Workshop on 3D Representation and Recognition (3dRR-13)*, Sydney, Australia, 2013.
- [5] Linjie Yang, Ping Luo, Chen Change Loy, and Xiaoou Tang, “A large-scale car dataset for fine-grained categorization and verification,” in *IEEE Conference on Computer Vision and Pattern Recognition, CVPR 2015, Boston, MA, USA, June 7-12, 2015, 2015*, pp. 3973–3981.
- [6] Tsung-Yu Lin and Subhransu Maji, “Improved bilinear pooling with cnns,” in *British Machine Vision Conference 2017, BMVC 2017, London, UK, September 4-7, 2017, 2017*.
- [7] Shu Kong and Charless Fowlkes, “Low-rank bilinear pooling for fine-grained classification,” in *CVPR*, 2017.
- [8] Yang Gao, Oscar Beijbom, Ning Zhang, and Trevor Darrell, “Compact bilinear pooling,” in *2016 IEEE Conference on Computer Vision and Pattern Recognition, CVPR 2016, Las Vegas, NV, USA, June 27-30, 2016, 2016*, pp. 317–326.
- [9] Yin Cui, Feng Zhou, Jiang Wang, Xiao Liu, Yuanqing Lin, and Serge J. Belongie, “Kernel pooling for convolutional neural networks,” in *2017 IEEE Conference on Computer Vision and Pattern Recognition, CVPR 2017, Honolulu, HI, USA, July 21-26, 2017, 2017*, pp. 3049–3058.
- [10] Sijia Cai, Wangmeng Zuo, and Lei Zhang, “Higher-order integration of hierarchical convolutional activations for fine-grained visual categorization,” in *IEEE International Conference on Computer Vision, ICCV 2017, Venice, Italy, October 22-29, 2017, 2017*, pp. 511–520.
- [11] Qilong Wang, Peihua Li, and Lei Zhang, “G2denet: Global gaussian distribution embedding network and its application to visual recognition,” in *2017 IEEE Conference on Computer Vision and Pattern Recognition, CVPR 2017, Honolulu, HI, USA, July 21-26, 2017, 2017*, pp. 6507–6516.
- [12] Mengran Gou, Fei Xiong, Octavia I. Camps, and Mario Sznajder, “Monet: Moments embedding network,” in *2018 IEEE Conference on Computer Vision and Pattern Recognition, CVPR 2018, Salt Lake City, UT, USA, June 18-22, 2018, 2018*, pp. 3175–3183.
- [13] Peihua Li, Jiangtao Xie, Qilong Wang, and Zilin Gao, “Towards faster training of global covariance pooling networks by iterative matrix square root normalization,” in *2018 IEEE Conference on Computer Vision and Pattern Recognition, CVPR 2018, Salt Lake City, UT, USA, June 18-22, 2018, 2018*, pp. 947–955.
- [14] Karen Simonyan and Andrew Zisserman, “Very deep convolutional networks for large-scale image recognition,” *CoRR*, vol. abs/1409.1556, 2014.
- [15] C. Wah, S. Branson, P. Welinder, P. Perona, and S. Belongie, “The Caltech-UCSD Birds-200-2011 Dataset,” Tech. Rep., 2011.
- [16] S. Maji, J. Kannala, E. Rahtu, M. Blaschko, and A. Vedaldi, “Fine-grained visual classification of aircraft,” Tech. Rep., 2013.
- [17] Alex Krizhevsky, Ilya Sutskever, and Geoffrey E. Hinton, “Imagenet classification with deep convolutional neural networks,” in *Advances in Neural Information Processing Systems 25: 26th Annual Conference on Neural Information Processing Systems 2012. Proceedings of a meeting held December 3-6, 2012, Lake Tahoe, Nevada, United States., 2012*, pp. 1106–1114.
- [18] Pierre Sermanet, David Eigen, Xiang Zhang, Michaël Mathieu, Rob Fergus, and Yann LeCun, “Overfeat: Integrated recognition, localization and detection using convolutional networks,” *CoRR*, 2013.
- [19] Christian Szegedy, Wei Liu, Yangqing Jia, Pierre Sermanet, Scott E. Reed, Dragomir Anguelov, Dumitru Erhan, Vincent Vanhoucke, and Andrew Rabinovich, “Going deeper with convolutions,” in *IEEE Conference on Computer Vision and Pattern Recognition, CVPR 2015, Boston, MA, USA, June 7-12, 2015, 2015*, pp. 1–9.