

Image Generation from Small Datasets via Batch Statistics Adaptation

Atsuhiko Noguchi¹, Tatsuya Harada^{1,2}

¹The University of Tokyo, ²RIKEN



Figure 1: Interpolation results generated by BIGGAN adapted to **only 25** human and anime face images. The left- and right-most images are the generated images that correspond to training samples, and the other images are generated by linearly changing the latent vector. In spite of the amount of training data, our method achieves a smooth interpolation.

Abstract

Thanks to the recent development of deep generative models, it is becoming possible to generate high-quality images with both fidelity and diversity. However, the training of such generative models requires a large dataset. To reduce the amount of data required, we propose a new method for transferring prior knowledge of the pre-trained generator, which is trained with a large dataset, to a small dataset in a different domain. Using such prior knowledge, the model can generate images leveraging some common sense that cannot be acquired from a small dataset. In this work, we propose a novel method focusing on the parameters for batch statistics, scale and shift, of the hidden layers in the generator. By training only these parameters in a supervised manner, we achieved stable training of the generator, and our method can generate higher quality images compared to previous methods without collapsing even when the dataset is small (~ 100). Our results show that the diversity of the filters acquired in the pre-trained generator is important for the performance on the target domain. By our method, it becomes possible to add a new class or domain to a pre-trained generator without disturbing the performance on the original domain.

1. Introduction

In recent years, image generation using deep generative models has rapidly developed, and some state-of-the-art

methods can generate images that cannot be distinguished from real data [15, 6, 23, 31, 12, 20, 34, 8, 18]. Typical generative models include Variational Auto-Encoders (VAEs) [15, 24], Generative Adversarial Networks (GANs) [6], and Auto-Regressive (AR) models [31]. Although these methods can generate novel images that are not included in the training dataset, these generative models have many parameters. For instance, Spectral Normalization GAN with a projection discriminator (SNGAN projection) [20, 21] for 128×128 sized images has 90 M trainable parameters. Accordingly, we need a large dataset to train such a large network without overfitting. In general, a large dataset ($10,000^+$) is required to train generative models [23, 12, 20, 21]. However, constructing such a huge dataset requires significant effort, and a conventional generative model cannot be applied to a domain in which collecting sufficient data is difficult. Therefore, training a generative model from a small dataset is crucial. Moreover, because generative models can learn the data distribution, they have an advantage not only in generating images but also in improving the performance of classification and abnormality detection models through semi-supervised learning [14, 26]. If we can train a generator from a small dataset, the performance of these tasks can be improved by interpolating the training data.

The transfer of prior knowledge is effective to train deep-learning models from a sparsely annotated or small dataset. For a feature extractor model, transfer learning, in which a feature extractor model is trained using a large labeled dataset and is transferred to another domain with sparse

annotation, has been widely studied [22, 17, 5, 30, 2, 1]. Training on a target dataset starting from the weights of the pre-trained model is called fine-tuning [22]. Even when fine-tuning the model with a dataset in a completely different domain from the dataset used to train the pre-trained model, the performance tends to be better than training from scratch. This is because a pre-trained model acquires generally useful weights that cannot be obtained using a small target dataset. A method for transferring prior knowledge to another dataset has been proposed for generative models as well [32, 27]. It was shown that transferring prior knowledge also improves the performance of generative models.

To adapt prior knowledge, we focus on the scale and shift parameters of batch statistics in the generator. These parameters can be seen to control the active filter in the convolution layer, and it can be stated that updating the scale and shift parameters selects filters which are useful for generating images similar to the target domain. We propose a new transfer method for a generator that updates only the scale and shift parameters in the generator. By updating only these parameters and fixing all kernel parameters in the generator, we can reduce the number of images required to train the generator. We conducted experiments by applying this method to a very small dataset consisting of fewer than 100 images and showed that the quality is higher than that of previous methods, and that it is possible to generate images capturing the data semantics.

2. Related works

In this paper, we propose a novel method for transferring a pre-trained generative model to realize image generation from a small dataset. We introduce related studies on generative models in subsection 2.1, and transfer learning for generative models in subsection 2.2. In addition, in subsection 2.3, we introduce cases in which multiple domains are shared on a single network by utilizing the scale and shift parameters.

2.1. Deep generative model

Studies on data generation using deep learning techniques have been developed rapidly in recent years, and methods that can generate data such as images and languages have been widely studied [15, 24, 6, 31]. Typical generative models include VAEs [15, 24], GANs [6], and AR models [31]. VAEs model variational inference and learn to maximize the variational lower bound of likelihood. GANs consist of two networks, a generator and a discriminator. The generator generates data close to the training data, and the discriminator identifies whether the input data are training or generated data. By training these models in an adversarial manner, the generator becomes able to generate data that are indistinguishable from the training data. AR models express the data distribution as a product of the

conditional probabilities, and sequentially generates data. Techniques that can generate consistent high-quality images through any of these methods have recently been developed [8, 20, 34, 3, 18].

Every model has a large number of trainable parameters, and a large dataset is necessary to prevent overfitting. For example, in SNGAN projection for 128×128 sized images, there are 90 M trainable parameters. With GANs in particular, the discriminator estimates the distance between the distributions of the real and generated data. Therefore, training a discriminator requires a large dataset sufficient to fill in the distribution of the real data. The training of these models often uses a dataset on the order of more than 10,000 data. Because it is extremely time-consuming to construct such a large dataset, it is an important task to reduce the amount of data necessary to train a generative model. Because a generative model learns the distribution of data, there is an advantage in that it can be used for classification tasks, abnormality detection, and so on through semi-supervised learning [14, 26], and it is expected that the construction of a generative model from a small dataset can contribute to these fields.

2.2. Transfer learning for generative models

It is known that transfer learning is effective in improving the performance for sparsely annotated or limited data [22, 17, 5, 30, 2, 32]. Transfer learning transfers the knowledge acquired through training on a large dataset to another dataset of a different domain for which there are insufficient labels.

A method for transferring generative models learned with a sufficient amount of data to another dataset was developed [27, 32]. In [27], the techniques for knowledge transfer for neural language model is proposed, and in [32], a pre-trained GAN model is fine-tuned to the target domain to transfer the knowledge. These techniques enable the generative model to converge faster and obtain better performance than with normal training. Results suggest that transferring pre-trained knowledge is effective for generative models as well. However, especially in image generation [32], 1,000 training examples are still necessary.

2.3. Scale and shift in neural net

Methods that change the scales and shifts to share multiple domains in a single network are used in fast style transfer and generative models [4, 9, 20]. In [4, 9], images with an arbitrary style can be generated using only a single model with different scale and shift parameters for each style. In addition, SNGAN projection [20, 21], a state-of-the-art GAN method, creates a difference in the distribution for each class through the use of a different γ and β during batch normalization for each category. γ and β are the scale and shift parameters respectively. By manipulating the scale

and shift of the distribution in a neural network, these methods make it possible for multiple domains to coexist within a single model. Batch statistics can control not only local, but also global features.

There is a method for adaptation by modulating the statistics in the batch normalization layers from the statistics of the source domain to those of the target domain [16]. In [16], μ and σ of batch normalization [10] are replaced with those in the target domain. μ and σ can be seen as a shift and scale parameter. This method achieves a performance competitive with other deep-learning based methods. This suggests that by manipulating the scale and shift in a neural network, the model can achieve the ability to perform on multiple domains and indicates that local differences between the datasets can be absorbed by adapting batch statistics.

The question is whether both global and local knowledge acquired in the generator can be adapted to images that do not appear in the training samples. To confirm the transferability, we discuss the role of the batch statistics and analyze them in the pre-trained model in the next section.

3. Scale and shift for filter selection

Training scale and shift in the convolutional layers is equivalent to selecting useful convolutional filters to generate images. In this section, we provide a brief analysis of our method in terms of filter selection. It can be seen that convolution is a combination of filters that convert a three-dimensional tensor into a scalar. The number of filters is the same as the number of output channels of the convolutional layer. In this case, applying the scale and shift to the results of the convolution operation is equivalent to the following convolutional operation.

$$\begin{aligned} conv(x; W) \cdot \gamma + \beta \\ &= conv(x; W \cdot \gamma + \beta) \\ &= conv(x; \{\gamma_1 W_1 + \beta_1, \dots, \gamma_{c_{out}} W_{c_{out}} + \beta_{c_{out}}\}) \quad (1) \end{aligned}$$

Here, W is a four-dimensional tensor representing the weight of the convolution, and W_i represents the i^{th} filter in the convolution. In addition, c_{out} is the number of output channels for the convolution. This means that changing the scale γ is equivalent to changing the activation strength of the filter of each convolution. When γ_i is large, the filter is always used to generate images, and when γ_i is close to zero, the filter is not used. In addition, changing the shift β means changing the activation threshold of the filter. When the activation function is ReLU, the corresponding neuron becomes less active when β_i is small, and it becomes easy to activate when it is large. We conducted an experiment and confirmed that there is a positive correlation between γ and β and the activation rate of the filter. The result is given in the appendix. Therefore, it is shown that changing




Figure 2: T-SNE on γ and β for each layer, where γ and β are scale and shift parameters respectively.

the scale and shift parameters is equal to performing filter selection and controlling the activation in a Convolutional Neural Network (CNN).

3.1. Analysis of scale and shift in SNGAN

In SNGAN projection [20, 21], class conditional batch normalization is used, where different scales and shifts are applied for each class. In the previous subsection, we stated that these parameters control the activity of the filter. In this subsection, we discuss how filters are selected for each class in SNGAN trained on ImageNet. Because there is a correlation between the activation of the filter and γ and β , we only have to check the γ and β acquired for each class.

For SNGAN trained on ImageNet, we plotted the distribution of γ and β using T-SNE, as shown in Figure 2. Each point corresponds to each class. We plotted some classes in the categories “dogs”, “birds”, “arthropods”, and “devices” using different colors, and used WordNet [19] to categorize these classes. Based on this, it turns out that a similar scale and shift are used for semantically similar classes.

This suggests that SNGAN trained using ImageNet acquires various filters, and the model learns the method for selecting useful filters for the generation of each class. If there are sufficiently diverse filters in the trained generator, it seems that there is a possibility for data of different domains to be generated by learning a method for selecting useful filters based on the semantics (not only locally but globally).

4. Method

In this paper, we propose a method for adapting pre-trained generative models to datasets of different domains. Our method only requires a pre-trained generator, and we can leverage any type of generator using a CNN, such as GANs or VAEs. By introducing scale and shift parameters to each hidden activation of the generator, and updating only these parameters, the generative model can be trans-

ferred to a small dataset, reducing the number of trainable parameters.

4.1. Learnable parameters

To use the prior knowledge obtained, the adapted generator is trained from the weights acquired in the pre-trained generator. However, the number of parameters in a CNN generator is extremely large, and if the available training data size has relatively few samples, the model tends to immediately overfit to the dataset. Therefore, we do not update the kernel parameters of the model in any way, and use scale and shift to control the activation of the filters. This means that updating these parameters may be sufficient for adaptation if there are diverse filters in the generator. We introduce the scale and shift parameters for each channel of the hidden layer distribution of each layer (excluding the final layer) and update only these parameters to conduct an adaptation.

$$G_{Adapt}^{(l)} = G^{(l)} \cdot \gamma^{(l)} + \beta^{(l)} \quad (2)$$

Here, $G^{(l)}$ is the feature representation of the l^{th} layer of the generator, $G_{Adapt}^{(l)}$ is the feature of the l^{th} layer after adaptation, $\gamma^{(l)}$ represents the scale parameter of the distribution for adaptation, and $\beta^{(l)}$ represents the shift parameter of the distribution. The initial value of the γ element is 1, and the initial value of the β element is zero.

Because γ and β are used in the batch normalization layer, we update these parameters for the scale and shift. For class conditional batch normalization used in SNGAN projection [20, 21], different γ and β values in the batch normalization [10] are used for each class labels. In this case, γ and β used in batch normalization are fixed at 1 and zero, respectively, and a new $\gamma^{(l)}$ and $\beta^{(l)}$ are added to train the scale and shift.

4.2. Training

For GANs, the discriminator distinguishes between real images in the dataset and the generated images, and the generator generates realistic images by conducting adversarial training [6]. However, there is no clear target for the generator with this method, and it takes time to converge or does not stably converge at all. In addition, the discriminator immediately overfits when the dataset is small, and it is thought that the distance between the distribution of the generated data and the training data cannot be accurately estimated. With GANs, the discriminator implicitly estimates the distribution of the data, and thus real data can be generated without designing the loss function. This model is trained based on the fact that training data densely fill the distribution, and is unsuitable for small datasets. Therefore, it is desirable to conduct training in a supervised learning framework such as VAEs. However, it is difficult to learn

an encoder (such as VAEs) from scratch when only a small dataset is available.

To train the generator using supervised learning, the correct target data corresponding to the latent vectors are necessary. Therefore, in this study, we realize supervised learning by simultaneously estimating the latent variable z for all training data such that the generated data are close to the image in the training dataset. The proposed pipeline is shown in Figure 3. During training, loss function L modelled as the distance function to the target image is optimized. L uses the L1 loss, which is the distance at the pixel level, and perceptual loss [11], which is the distance at the semantic level.

$$\begin{aligned} L = & \sum_i \|x_i - G(z_i + \epsilon)\|_1 \\ & + \lambda_C \sum_i \sum_{l \in \text{layers}} \frac{1}{c_l h_l w_l} \|C^{(l)}(x_i) - C^{(l)}(G(z_i + \epsilon))\|_2^2 \\ & + \lambda_z \left(\sum_j^k \min_i \|z_i - r_j\|_2^2 + \sum_j^b \min_i \|z_i - r_j\|_2^2 \right) \\ & + \lambda_{\gamma, \beta} \sum_l (\|\gamma_l - 1\|_2^2 + \|\beta_l\|_2^2) \end{aligned} \quad (3)$$

Here, x_i is the i^{th} image, and z_i is the latent vector corresponding to x_i . In addition, c_l , h_l , and w_l are the channel, height, and width of the l^{th} layer, respectively, $C^{(l)}$ is the feature of the l^{th} layer of the trained classifier C , layers are the layers used for perceptual loss, b is batchsize, λ is the coefficient used to determine the balance of each term, and $r_j \sim \mathcal{N}(0, I)$ is a vector randomly sampled from the normal distribution. Here, k is a number sufficiently larger than the amount of training data, and ϵ is a small random vector stabilizing the search of z . The first and second terms are used to make the generated image close to the training image at the pixel and semantic levels. The third term is used to regularize z as a standard normal distribution. The fourth term prevents overfitting. In this study, we used VGG16 [28] for C .

Here, z corresponding to each training data is initialized with a zero vector and is learned via loss minimization using the gradient descent method.

4.3. Inference

During inference, by inputting a randomly sampled vector z according to the standard normal distribution to the generator, it is possible to generate images randomly. However, the generator only learns the relationship between latent vectors and sparse training samples, resulting in the poor performance for z which is far from any training samples. To solve this problem, we sample z from truncated normal distribution, and this technique is known as the truncation trick [3]. The details are described in 5.2.

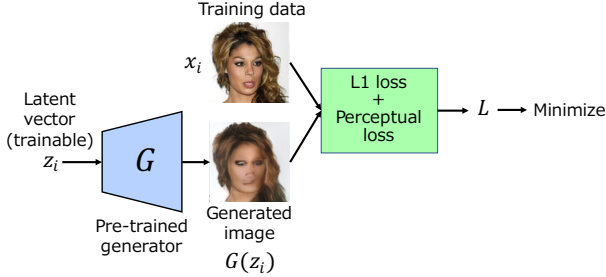


Figure 3: Proposed pipeline. During training, the scale and shift of the generator and latent variable z are updated to minimize the loss using the L1 and perceptual losses between all training data and the generated data.

4.4. Evaluation metrics

In recent years, it has become common to use a Fréchet inception distance (FID) [7] for the evaluation of generated image. However, FID is known to be unstable when the size of the dataset is small, and it is not an appropriate metric for small dataset image generation. Therefore, we use Kernel Maximum Mean Discrepancy (KMMD) and mean variance for evaluation. KMMD is used as an evaluation metric to verify the quality of the generated images. We calculate KMMD with a Gaussian kernel between the features in a pre-trained inception network of training and generated images. Lower MMD indicates better performance. In addition, to evaluate the diversity of the generated images, we used mean variance, which is calculated as following.

$$Mean_Variance = \frac{1}{d_f} \sum_i^{d_f} \frac{V(f_{fake,i})}{V(f_{real,i})} \quad (4)$$

Here, f_{fake} and f_{real} are feature vectors of training and generated samples in the inception model respectively, and d_f is the dimension of feature vectors. V represents the variance of a variable. When the value is low, the generated images are collapsing.

5. Experiments

Some experiments were conducted to evaluate the difficulty and possibility of image generation from a small dataset, as well as the computational efficiency of the proposed method. We also compared our method to existing studies. For the generator, we used SNGAN [20] and BIGGAN [3]. Considering the computational costs, we used SNGAN for the comparison experiments. We used 128×128 images for SNGAN and 256×256 images for BIGGAN.

5.1. Image generation from a small dataset using other methods

In this section, to confirm the difficulty of training generative models from a small dataset, we conducted experiments on the following seven methods, three of which are previous approaches, and the others are methods similar to our method.

GAN from scratch: In this method, we trained a GAN from scratch on a small dataset. We used the SNGAN model used in [20].

Transfer GAN: This method was proposed in [32]. The pre-trained generator and discriminator are fine-tuned on a small dataset. We used the pre-trained SNGAN projection on ImageNet 1K.

Transfer GAN (scale and shift): This method is similar to our method, but does not apply supervised training, and instead uses unsupervised training with the discriminator. In this work, only the scale and shift parameters in the generator and discriminator are updated to prevent overfitting. We used SNGAN pre-trained on ImageNet. In SNGAN, spectral normalization on the discriminator guarantees the discriminator as a Lipschitz function [20]. Therefore, to maintain this constraint, we also applied spectral normalization to the scale parameters. That is, the scale was divided by the maximum value of the scale.

Encoder-generator network: Our method directly estimates latent vector z . However, the simplest way to estimate z corresponding to each training data is to use an encoder network. In this experiment, we used a small encoder in addition to a pre-trained generator. The encoder and the scale and shift in the generator are updated during training, in which the generator is trained just like our method. The loss function is the sum of the L1 loss and perceptual loss.

Training a few layers: This method uses the same loss function as the proposed method, but updates only a few layers of the generator instead of batch statistics. We tested two settings, updating only the first linear layer and updating the last residual block and any later layers. These are called “Update first” and “Update last”, respectively, in the tables.

VAE: VAEs [15, 24] are the simplest way to train a generative model through supervised learning. Unlike GANs, training a VAE is generally stable. We used a small encoder and decoder for this experiment. The loss function is the same as the loss used in encoder-generator network.

We used the facial images from FFHQ dataset [13] and anime face dataset¹. During these experiments, images were generated from 25 images sampled from each dataset. We used the SNGAN projection model pre-trained on the

¹We used anime face images generated by StyleGAN [13], which are available at <https://www.gwern.net/TWDNE#downloads>.

Table 1: Performance on 25 training images (source, ImageNet; target, FFHQ).

Methods	KMMD	Mean Variance
From scratch	0.890	-
Transfer GAN [32]	0.346	0.506
Transfer GAN (scale&shift)	0.622	-
Encoder-Generator	0.740	-
VAE	0.744	-
Update first	0.603	-
Update last	0.599	-
Ours	0.345	0.785

Table 2: Performance on 25 training images (source, ImageNet; target, anime face).

Methods	KMMD	Mean Variance
From scratch	0.753	-
Transfer GAN [32]	0.347	0.785
Transfer GAN (scale&shift)	0.558	-
Encoder-Generator	0.679	-
VAE	0.790	-
Update first	0.495	-
Update last	0.600	-
Ours	0.342	0.908

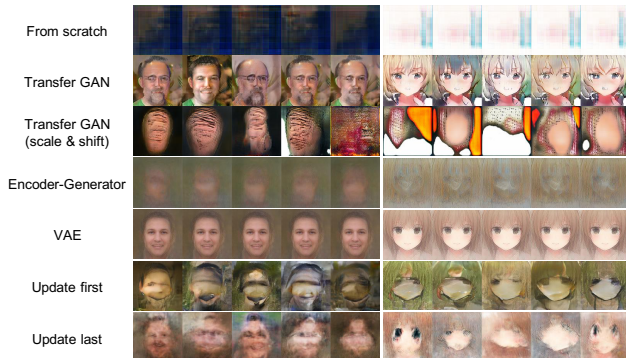


Figure 4: Generative results from other methods on (a) human face images and (b) anime face images.

ImageNet 1K dataset [25]. The domains used in this experiment, “face” and “anime face”, are not contained in the classes of ImageNet and can, therefore, be considered different domains to ImageNet. Especially, anime faces never appear in ImageNet. To compare the training stability between our method and these methods, these models were trained for the same iterations as our method. For Transfer GAN, we stop training before mode collapsing. Figure 4 shows random generative results from seven methods for each of 25 facial images and anime face images. Table 1 and 2 show the KMMD, and mean variance for each model.

GANs trained from scratch take time to converge, and

almost no objects can be generated. Transfer GAN converges more quickly, but the output is collapsed to a few modes. Transfer GAN (scale and shift) does not collapse but generates meaningless objects. This means that the kernels of the pre-trained discriminator is optimized to estimate the distance between the generated and training images during pre-training, and is not suitable for estimating the distance of the distributions in the target domain. An encoder-generator takes time to converge, and blurred images are generated. VAE generates average images in the training dataset. Updating the first linear kernel can transfer global structure, but texture information cannot be transferred. Updating the last layers can only generate uncertain images because the model cannot acquire a global feature.

These results show that adversarial training is unsuitable for image generation from a small dataset because the training is not stable. In addition, the supervised training tested in this experiment is also unsuitable for image generation from a small dataset because we have to train many parameters. Moreover, both global and local features must be transferred to generate target images. These results indicate the difficulty of this task.

5.2. Proposed method on small dataset

In this section, we describe experiments conducted on image generation from small datasets and evaluated the performance. We used the same dataset and pre-trained model as used in the previous section.

On the top row in Figure 7 show the images generated from randomly sampled latent vectors z from a truncated normal distribution. We used 0.4 for the truncation threshold. By truncating, it was confirmed that consistent images were generated. Figure 5 shows images sampled from a normal distribution changing the truncation threshold. We confirmed that sampling with small truncation threshold can generate images with higher fidelity, and with larger threshold can generate images with diversity.

From Figure 7, we can see that something like a human face and anime face is being generated, although they are generated randomly. Because the model only learns the relationship between latent vectors and sparse training samples, random generation is more difficult than interpolation. Figure 6 shows the results of interpolation between two latent vectors z . Although the amount of training data is small, a smooth interpolation is achieved.

Compared to Figure 4, the proposed method converges stably without collapsing. This is because we directly estimate the latent vector and the number of the trainable parameters is small.

The KMMD and mean variance of the proposed method are shown in Table 1 and 2. Comparing the performance with the other methods in Table 1 and 2, our method can generate images with better KMMD in general. In addition,



Figure 5: Sampled images from different truncated distributions. The number shown is the truncation threshold.



Figure 6: Interpolation between two generated images from adapted SNGAN on the human face dataset and anime face dataset containing 25 training samples.

our method has higher mean variance than Transfer GAN, which means our method can generate more diverse images than Transfer GAN.

From this, it was shown that, even with a very small dataset such as 25 images, the proposed method can generate data with a semantic consistency in domains that other methods cannot.

5.3. Dataset size and image quality

Because we use only reconstruction losses for generated images, the generative results will be blurred when the dataset is large, similar to VAE [15, 24]. In this section, we evaluate the relationship between the size of the dataset and the quality of the generated image. In addition, we compared the performance of our method and Transfer GAN [32] when changing the size of the dataset. We used the KMMD and mean variance for comparison.

The data generated randomly from the models learned from the human and anime face datasets of each data size are shown in Figure 7, and the scores for each model are shown in Figure 8. Figure 7 shows that when the size of the training dataset becomes large, blurred images tend to be generated. KMMD in Figure 8 show that KMMD is the smallest at about 50, and increases thereafter. These results show that the quality of the generated results is limited for large datasets. On the other hand, for Transfer GAN, KMMD decreases as the dataset size increases. From this result, our method is suitable for training for datasets smaller than 100. Comparing mean variance in Figure 8, our method has higher variance than Transfer GAN for any dataset size. Although Transfer GAN has a low variance for a small dataset, which means the model suffers from mode collapsing, our method has higher diversity. From this, our method is resistant to mode collapsing for any dataset size.

As a result, though our model is resistant to collapsing, blurred images tend to be generated when the size of the




Figure 7: Randomly sampled human and anime face for each data size. The data sizes used for training are 25, 50, 100, and 500 from top to bottom for (a) human face images and (b) anime face images

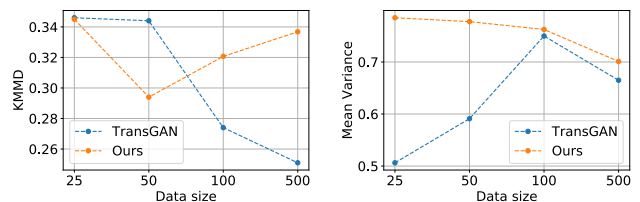


Figure 8: Comparison of KMMD (left) and mean variance (right) between our method and Transfer GAN [32].

training dataset becomes large. This is a limitation of our method which could be solved by combining some adversarial approaches.

5.4. Source domain selection

In this subsection, we conducted an experiment to investigate when the generator can be transferred to the target domain. As discussed in 3.1, the diversity of the filter acquired in the pre-trained generator is thought to affect the quality of the generated images after the transfer. To investigate, we compared the transferred results to the anime face dataset adapted from a randomly initialized generator, a generator pre-trained on a face dataset, the LSUN bedroom dataset [33], and ImageNet 1K. It can be inferred that a generator trained using the face and bedroom datasets have useful filters for image generation relative to a randomly initialized generator, although the diversity of the acquired filters is small compared to the generator trained using ImageNet.

Figure 9 shows the results of four experimental settings. As shown in the figure, the generator pre-trained on ImageNet 1K can generate images with the best quality. The generators transferred from the bedroom dataset and from the model initialized by random weights cannot generate target object at all. This result shows that the diversity of the acquired filters in the source domain is important for adaptation. This does not limit our method as generators pre-trained on ImageNet are publically available.



Figure 9: Comparison of the image quality for different source datasets.




Figure 10: Randomly sampled 256×256 images from adapted BIGGAN on the human and anime face datasets containing 25 training samples.




Figure 11: Randomly sampled 256×256 images from adapted BIGGAN on the human and anime face datasets containing 50 training samples.

5.5. Higher resolution image synthesis

We also applied our method to a pre-trained BIGGAN-256 model on ImageNet. During training, the parameters to calculate statistics were updated as the batch statistics in BIGGAN are calculated with neural nets. Therefore, the last term in the Equation (3) was not used to calculate loss. Because this model requires significant amounts of memory, we tested BIGGAN only on datasets consisting of 25 and 50 training samples. We found that updating the first linear kernel with a very small learning rate (10^{-7}) can generate sharper images for BIGGAN. The random generative results are shown in Figure 10 and 11, and the interpolation results are shown in Figure 1 and 12. Our method works well on higher resolution images.




Figure 12: Interpolation between two generated 256×256 images from adapted BIGGAN on human and anime face datasets containing 50 training samples.



Figure 13: Consecutive domain morphing, showing morphs from “cheeseburger” in ImageNet to “human face” in FFHQ dataset (top), from “cheeseburger” to “anime face” (middle), and from “anime face” to “human face” (bottom).

5.6. Domain addition to an existing generator

The proposed method does not update the kernel parameters in the generator. Therefore, we can add new classes or domains without disturbing the performance on the source domain. This can be seen as low-shot learning [29] for a generator, and is a completely new task that is enabled only by our method.

From this, by changing the scale and shift parameters and latent vector, we can perform smooth morphing between different domains, similar to what is performed in [20, 3]. We conducted this domain morphing between “cheeseburger” in ImageNet generated by the pre-trained generator, “human face” in FFHQ dataset, and “anime face”. Smooth morphing is achieved, and the results are shown in Figure 13. This result shows that the generator uses the common knowledge for both source and target dataset.

6. Conclusion

In this work, we proposed a method for image generation from small datasets. By transferring the prior knowledge of a pre-trained generator and updating only the scale and shift parameters, it is possible to generate new images from much fewer images than required for regular generator training. Our results show that the proposed method can generate higher quality images using a small training dataset relative to existing methods. This method can be used for a new task, low-shot learning for the generative model. As the proposed method can be leveraged for small dataset augmentation, future works include extending the method for classification tasks and few-shot learning.

7. Acknowledgement

This work was supported by JST CREST Grant Number JPMJCR1403, Japan. We would like to thank Audrey Chung, Hiroharu Kato, James Borg, Takuhiro Kaneko, and Yusuke Mukuta for helpful discussions.

References

- [1] K. Bousmalis, N. Silberman, D. Dohan, D. Erhan, and D. Krishnan. Unsupervised pixel-level domain adaptation with generative adversarial networks. In *CVPR*, 2017.
- [2] K. Bousmalis, G. Trigeorgis, N. Silberman, D. Krishnan, and D. Erhan. Domain separation networks. In *NIPS*, 2016.
- [3] A. Brock, J. Donahue, and K. Simonyan. Large scale gan training for high fidelity natural image synthesis. *arXiv preprint arXiv:1809.11096*, 2018.
- [4] V. Dumoulin, J. Shlens, and M. Kudlur. A learned representation for artistic style. *ICLR*, 2017.
- [5] Y. Ganin and V. Lempitsky. Unsupervised Domain Adaptation by Backpropagation. In *ICML*, 2015.
- [6] I. J. Goodfellow, J. Pouget-Abadie, M. Mirza, B. Xu, D. Warde-Farley, S. Ozair, A. Courville, and Y. Bengio. Generative Adversarial Nets. In *NIPS*, 2014.
- [7] M. Heusel, H. Ramsauer, T. Unterthiner, B. Nessler, and S. Hochreiter. Gans trained by a two time-scale update rule converge to a local nash equilibrium. In *NIPS*, 2017.
- [8] H. Huang, Z. Li, R. He, Z. Sun, and T. Tan. IntroVAE: Intropective Variational Autoencoders for Photographic Image Synthesis. *arXiv preprint arXiv:1807.06358v1*, 2018.
- [9] X. Huang and S. J. Belongie. Arbitrary style transfer in real-time with adaptive instance normalization. In *ICCV*, 2017.
- [10] S. Ioffe and C. Szegedy. Batch Normalization: Accelerating Deep Network Training by Reducing Internal Covariate Shift. In *ICML*, 2015.
- [11] J. Johnson, A. Alahi, and L. Fei-Fei. Perceptual losses for real-time style transfer and super-resolution. In *ECCV*, 2016.
- [12] T. Karras, T. Aila, S. Laine, and J. Lehtinen. Progressive Growing of GANs for Improved Quality, Stability, and Variation. In *ICLR*, 2018.
- [13] T. Karras, S. Laine, and T. Aila. A style-based generator architecture for generative adversarial networks. *arXiv preprint arXiv:1812.04948*, 2018.
- [14] D. P. Kingma, D. J. Rezende, S. Mohamed, and M. Welling. Semi-supervised Learning with Deep Generative Models. In *NIPS*, 2014.
- [15] D. P. Kingma and M. Welling. Auto-Encoding Variational Bayes. In *ICLR*, 2014.
- [16] Y. Li, N. Wang, J. Shi, J. Liu, and X. Hou. Revisiting batch normalization for practical domain adaptation. In *ICLR*, 2017.
- [17] M. Long, Y. Cao, J. Wang, and M. I. Jordan. Learning transferable features with deep adaptation networks. *arXiv preprint arXiv:1502.02791*, 2015.
- [18] J. Menick and N. Kalchbrenner. Generating high fidelity images with subscale pixel networks and multidimensional up-scaling. *arXiv preprint arXiv:1812.01608*, 2018.
- [19] G. A. Miller. Wordnet: a lexical database for english. *Communications of the ACM*, 38(11):39–41, 1995.
- [20] T. Miyato, T. Kataoka, M. Koyama, and Y. Yoshida. Spectral normalization for generative adversarial networks. In *ICLR*, 2018.
- [21] T. Miyato and M. Koyama. cGANs with projection discriminator. In *ICLR*, 2018.
- [22] M. Oquab, L. Bottou, I. Laptev, and J. Sivic. Learning and transferring mid-level image representations using convolutional neural networks. In *CVPR*, 2014.
- [23] A. Radford, L. Metz, and S. Chintala. Unsupervised representation learning with deep convolutional generative adversarial networks. In *ICLR*, 2016.
- [24] D. J. Rezende, S. Mohamed, and D. Wierstra. Stochastic backpropagation and approximate inference in deep generative models. In *ICML*, 2014.
- [25] O. Russakovsky, J. Deng, H. Su, J. Krause, S. Satheesh, S. Ma, Z. Huang, A. Karpathy, A. Khosla, M. Bernstein, et al. Imagenet large scale visual recognition challenge. *International Journal of Computer Vision*, 115(3):211–252, 2015.
- [26] T. Schlegl, P. Seeböck, S. M. Waldstein, U. Schmidt-Erfurth, and G. Langs. Unsupervised Anomaly Detection with Generative Adversarial Networks to Guide Marker Discovery. In *IPMI*, 2017.
- [27] S. Shin, K. Hwang, and W. Sung. Generative knowledge transfer for neural language models. *arXiv preprint arXiv:1608.04077*, 2016.
- [28] K. Simonyan and A. Zisserman. Very deep convolutional networks for large-scale image recognition. *arXiv preprint arXiv:1409.1556*, 2014.
- [29] S. Thrun. Is learning the n-th thing any easier than learning the first? In *NIPS*, 1996.
- [30] E. Tzeng, J. Hoffman, K. Saenko, and T. Darrell. Adversarial discriminative domain adaptation. In *CVPR*, 2017.
- [31] A. Van Den Oord, N. Kalchbrenner, and K. Kavukcuoglu. Pixel Recurrent Neural Networks. In *ICLR*, 2016.
- [32] Y. Wang, C. Wu, L. Herranz, J. van de Weijer, A. Gonzalez-Garcia, and B. Raducanu. Transferring GANs: generating images from limited data. In *ECCV*, 2018.
- [33] F. Yu, A. Seff, Y. Zhang, S. Song, T. Funkhouser, and J. Xiao. Lsun: Construction of a large-scale image dataset using deep learning with humans in the loop. *arXiv preprint arXiv:1506.03365*, 2015.
- [34] H. Zhang, I. Goodfellow, D. Metaxas, and A. Odena. Self-attention generative adversarial networks. *arXiv preprint arXiv:1805.08318*, 2018.

A. Experimental detail

A.1. Model selection

We used SNGAN [20] for unconditional GAN model, and SNGAN projection [20, 21] and BIGGAN [3] for conditional GAN model. We used SNGAN-128 in the official SNGAN implementation (<https://github.com/pfnet-research/sngan-projection>) and our reimplementation

of BIGGAN-256 with the official pretrained weight (<https://tfhub.dev/deepmind/biggan-256/2>). We used VGG16 [28] trained on ImageNet for perceptual loss. During training, for SNGAN, we updated scale and shift parameters of all conditional batch normalization layers and the fully connected layer in the generator. For BIGGAN, statistics in the fully connected layer and all parameters to calculate batch statistics were updated.

A.2. Training settings

A.2.1 For SNGAN

All models were trained for 3000 to 4000 training iterations with batchsize 25. We used Adam optimizer with learning rate 0.1 for datasize 25 and 50, 0.03 for datasize 100, and 0.01 for datasize 500. We used $\lambda_C = 0.001$, $\lambda_z = 0.1$, and $0 \leq \lambda_{\gamma, \beta} \leq 0.1$. For comparison experiments, we used Adam optimizer with learning rate 0.001 for encoders and the decoder of VAE [15, 24], and 0.0001 for the other GAN models.

A.2.2 For BIGGAN

All models were trained for 6000 to 10000 training iterations with batchsize 24. We used Adam optimizer with learning rate 0.001 for the parameters to calculate batch statistics, and 0.05 for other statistics parameters and latent vectors. We used $\lambda_C = 0.1 / \sum_i \frac{1}{c_i h_i w_i} \|C^{(l)}(x_i) - C^{(l)}(G(z_i + \epsilon))\|_2^2$ instead of constant value, $\lambda_z = 0.1$, and $0 \leq \lambda_{\gamma, \beta} \leq 0.02$. We found that with such λ_C , clearer images are generated.

B. Relationship between the scale and shift and activation rate

In Section 3, we stated that changing γ and β is equivalent to controlling the activation. In this section, we investigated the relationship between the scale γ and shift β and the activation rate of each filter in SNGAN projection trained on ImageNet. For the blenheim spaniel class, in Figure 14, we show a plot of the relationship between γ and β during batch normalization and the activation rate of the output of the activation function in each layer, where each column indicates the results of the first conditional batch normalization in each residual block in the generator, where each point represents each filter. For all cases, a positive correlation exists between γ and β and the activation rate. Therefore, it can be stated that changing these parameters is equivalent to filter selection.

C. Generated samples from Transfer GAN

In this section, we show the generative results from Transfer GAN [32] for each data size which transfers prior

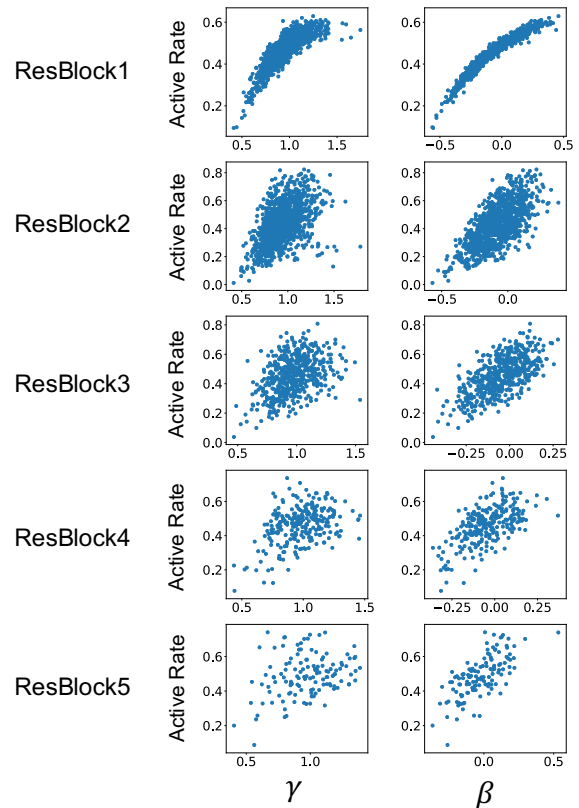


Figure 14: Relationship between the rate of active kernel and γ and β .

knowledge of generative models similarly to our method. We used FFHQ [13] dataset for training and chose 25, 50, 100, and 500 as the data size. We stopped training the models before the generated images collapse. As seen in the figures, when the data size is small, the model generates similar images, though the model can generate clearer images than our method.




Figure 15: Generated face images from Transfer GAN trained with 25, 50, 100, and 500 training images.