

Sequencing and Scheduling for Multi-User Machine-Type Communication

Sheeraz A. Alvi, *Member, IEEE*, Xiangyun Zhou, *Senior Member, IEEE*,
Salman Durrani, *Senior Member, IEEE*, and Duy T. Ngo, *Member, IEEE*

Abstract

In this paper, we propose joint sequencing and scheduling optimization for uplink machine-type communication (MTC). We consider multiple energy-constrained MTC devices that transmit data to a base station following the time division multiple access (TDMA) protocol. Conventionally, the energy efficiency performance in TDMA is optimized through multi-user scheduling, i.e., changing the transmission block length allocated to different devices. In such a system, the sequence of devices for transmission, i.e., who transmits first and who transmits second, etc., has not been considered as it does not have any impact on the energy efficiency. In this work, we consider that data compression is performed before transmission and show that the multi-user sequencing is indeed important. We apply three popular energy-minimization system objectives, which differ in terms of the overall system performance and fairness among the devices. We jointly optimize both multi-user sequencing and scheduling along with the compression and transmission rate control. Our results show that multi-user sequence optimization significantly improves the energy efficiency performance of the system. Notably, it makes the TDMA-based multi-user transmissions more likely to be feasible in the lower latency regime, and the performance gain is larger when the delay bound is stringent.

Index Terms

Machine-type communication, sequencing, scheduling, energy consumption, data compression.

Sheeraz Alvi, Xiangyun Zhou, Salman Durrani are with the Research School of Electrical, Energy and Materials Engineering, The Australian National University, Canberra, ACT 2601, Australia (emails: {sheeraz.alvi, xiangyun.zhou, salman.durrani}@anu.edu.au).

Duy T. Ngo is with the School of Electrical Engineering and Computing, The University of Newcastle, Callaghan, NSW 2308, Australia (e-mail: duy.ngo@newcastle.edu.au).

I. INTRODUCTION

The Internet of Things (IoT) is largely based on the uplink communication from heterogeneous and autonomous wireless devices such as sensors, actuators, etc., which are often referred to as machine-type communication (MTC) devices [1], [2]. Due to their wireless and unattended operation, MTC devices are mostly battery operated and are severely energy constrained. Thus, the energy efficient operation of these devices is of pivotal importance [3]. Specifically, wireless communication is one of the most energy-intensive operation run by the MTC devices and this calls for effective wireless solutions to prolong the device lifetime [3].

The wireless MTC devices within an IoT system usually share a single communication channel. Therein, the MTC devices first contend for the channel resources and then transmit data to a central data fusion station while satisfying stringent quality of service (QoS) requirements in terms of application specific data reliability and delay. In addition, different levels of fairness among the MTC devices are considered while minimizing the total energy spent by all MTC devices (i.e., system energy cost).

Various multi-user communication protocols exist in the literature, e.g., time division multiple access (TDMA), carrier sensing multiple access (CSMA), non-orthogonal multiple access (NOMA). In this work, we consider that the MTC devices employ a TDMA channel access mechanism for uplink communication, which is preferred for its simplicity [4]. The TDMA protocol allows to schedule data transmissions on specified intervals and perform other operations, e.g., sensing, signal detection or switching to a power saving state, in the rest of the time [5].

The performance of the TDMA protocol is enhanced by exploiting the multi-user diversity which occurs due to the difference in the signal power attenuation conditions of different devices. This performance enhancement is achieved by optimizing the multi-user scheduling, i.e., by changing the transmission time allocated to different devices within a frame, whilst maximizing a certain system objective, e.g., energy efficiency, throughput. For example, a device allocated with a relatively longer transmission time can adapt the transmission rate for given channel gain, to achieve better energy efficiency and vice versa. The system objective is modelled in a particular fashion by considering the trade-off between the overall system performance and the level of fairness in terms of individual device performance. Accordingly, in a TDMA system, the time allocated to different MTC devices is adapted to achieve a given system objective and the devices transmit data successively in a fixed order.

From the energy efficiency perspective, there are three popular system objectives, which differ in terms of the overall system performance and fairness among the devices, i.e., sum, min-max, proportionally-fair energy minimization. The first objective prioritizes system performance over fairness. The second objective guarantees strict fairness among devices. The third objective strikes a balance between system performance and fairness.

Considering a wireless power transfer scenario, the multi-user scheduling is optimized for sum and max-min energy minimization objectives for TDMA and NOMA in [6], [7], respectively. Similarly, the proportional-fairness objective is considered in [8], [9] to balance multi-user fairness and energy minimization for NOMA and TDMA, respectively. In [5], an optimal strategy is devised to balance between sum throughput and energy employing TDMA by controlling the multi-user scheduling and data transmission activity depending upon the energy available at the individual devices. For a TDMA system, in [10] the multi-user scheduling is optimized and the sum throughput is maximized for energy harvesting devices subject to a total time constraint. The system energy efficiency is maximized in [11] for TDMA systems by jointly optimizing the multi-user scheduling and transmit power subject to individual QoS requirements. To the best of our knowledge, none of the above papers investigates multi-user sequencing, since it is not relevant to their works.

In many IoT applications, the amount of data to transmit is not necessarily small, resulting in a high transmission cost [12]. In this regard, data compression schemes have been proposed [13–16], which decrease the amount of data to be transmitted and thus alleviate the transmission energy cost. Typically, the energy cost of compression and transmission is around 15% and 80% of the total energy consumed by a sensor node, respectively [17], [18]. Unlike the transmission energy cost which linearly increases with the size of data to be transmitted, the compression energy cost has a non-linear relationship with the compression ratio [19]. Owing to this non-linearity, blindly applying too much compression may even exceed the cost of transmitting raw data, thereby losing its purpose [20–22].

A. Paper Contributions

We consider a single-channel multi-user uplink MTC communication system, in which multiple energy-constrained MTC devices transmit data to a base station (BS) within a fixed period of time, referred to as a frame, following the TDMA protocol. The BS allocates non-overlapping frame segments, referred to as transmission blocks, to individual MTC devices. Each MTC

device transmits data to the BS within its allocated transmission block. We consider that the devices apply data compression before the start of their scheduled transmission block and transmit the compressed data in the allocated transmission block. The main novelty of this work lies in the proposed multi-user sequencing, i.e., the order in which the devices are scheduled for transmission in the TDMA protocol.

Conventionally, the TDMA performance is only optimized by controlling the time allocated to different MTC devices, i.e., the length of the allocated transmission blocks. In particular, the order or sequence of devices has no significance, given the channel statistics do not change from one transmission block to the other. However, in our proposed system the sequence of allocating the devices to the transmission blocks affects the amount of time allowed for applying data compression. As such, the energy-minimization objective is achieved by allocating MTC devices with an optimized sequence and schedule of the transmission blocks.

To this end, we propose an optimal multi-user sequencing and scheduling scheme, and a sub-optimal multi-user scheduling scheme which does not employ multi-user sequencing. The comparative performance analysis of the two proposed schemes is carried out seek the answers to the following two questions:

- 1) How much reduction in the system energy consumption can be achieved through multi-user sequence optimization for compressed transmissions?
- 2) In which scenarios does multi-user sequence optimization provides the most significant gains?

Our investigation leads to the following observations and design insights:

- Our results show that the proposed optimal scheme outperforms the schemes without multi-user sequencing. The improvement due to multi-user sequence optimization is up to 35% – 45% depending on whether the length of the transmission blocks can be optimized or not.
- The energy efficiency gain of multi-user sequencing is most significant when the delay bound is stringent. In addition, multi-user sequence optimization makes the TDMA-based multi-user transmissions more likely to be feasible in the lower latency regime subject to the given power constraints.

The rest of the paper is organized as follows. The system model is presented in Section II. The proposed multi-user sequencing and scheduling problem is formulated in Section III. The considered system objectives and associated optimization problems and their solution strategy

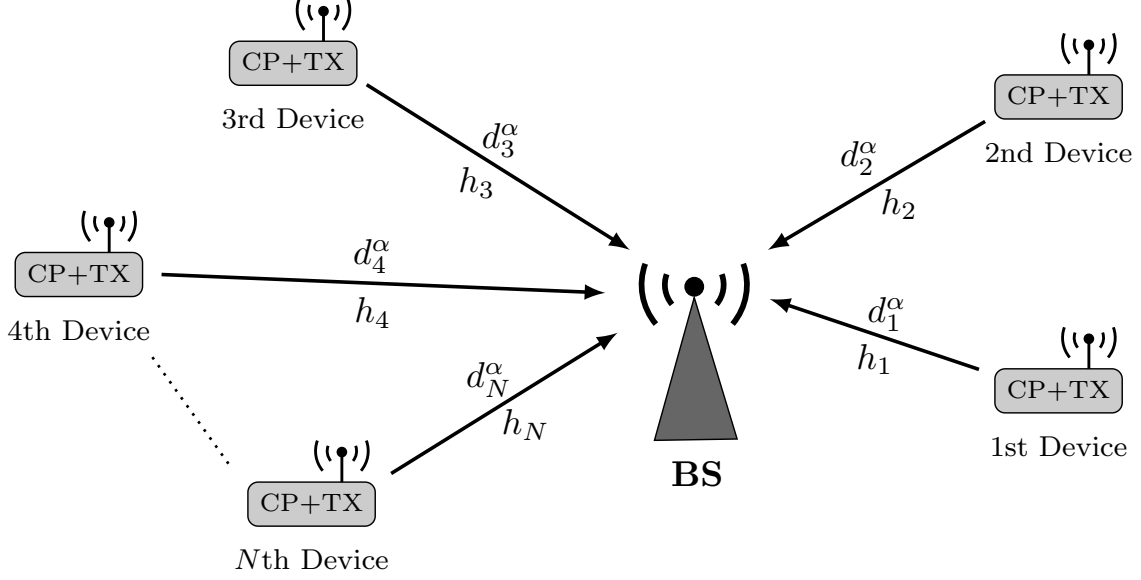


Fig. 1: Illustration of the considered system model comprising multiple MTC devices and a base station. (CP = data compression, TX = data transmission)

are also presented in Section III. The sub-optimal scheme is presented in Section IV. Numerical results are presented in Section V. Finally, Section VI concludes the paper.

II. SYSTEM MODEL

We consider a system consisting of multiple MTC devices transmitting data packets to a BS, as illustrated in Fig. 1. The devices are battery-operated and energy-constrained, whereas the BS has no energy constraint. Each device has a data packet of specific length and the data packets of all devices need to be transmitted within a frame of length T_{frame} seconds. The devices employ the TDMA channel access mechanism for data transmission, as shown in Fig. 2. We assume perfect synchronization among devices, which is inline with recent works [6–9], [23]. The devices contend for the channel by transmitting a control packet and the BS grants channel access to N devices. The details of channel contention mechanism are outside the scope of this paper and interested readers are referred to [24] for more information.

The BS determines the TDMA sequence and schedule and allocates non-overlapping frame segments (referred to as the transmission blocks) to individual devices. Each device is allocated a single transmission block. Both the sequence and schedule of the transmission blocks are shared with the devices by the BS before the start of the frame. Each device applies data compression

before the start of its scheduled transmission block and then transmits the compressed data in the allocated transmission block, as shown in Fig. 2. The device allocated with the first transmission block in the frame performs both the data compression and transmission operations within its allocated transmission block. Note that the transmission block length can be different for different devices. Moreover, a device may not necessarily use all of its allocated time for compression and/or transmission. For ease of reference, the device allocated with the n th transmission block is simply referred to as the n th device.

For energy-efficient operation, the devices are kept in power saving state when they are neither compressing nor transmitting any data. We assume that the power consumed by the device in power saving state is negligible [17], [18].

Channel model: The BS and all the devices are equipped with a single omnidirectional antenna. The devices are located at arbitrary distances from the BS. The distance between the n th device and the BS is d_n meters. The channel between each device and the BS is composed of a large-scale path loss, with path loss exponent α , and small-scale quasi-static frequency-flat Rayleigh fading channel. The fading channel coefficient for the n th device is denoted as h_n . All the fading channel coefficients remain unchanged over a frame and are independently and identically distributed from one frame to the next. The additive noise is assumed to be AWGN with zero mean and variance σ^2 . The noise spectral density is given by N_0 . The probability distribution function of the instantaneous channel gain, $|h_n|^2$, is exponentially distributed as

$$f(|h_n|^2) \triangleq \frac{1}{\varsigma} \exp\left(-\frac{|h_n|^2}{\varsigma}\right), \quad |h_n|^2 \geq 0, \quad \forall n, \quad (1)$$

where ς represents the scale parameter for the probability distribution function. We assume that the instantaneous channel gain for each device is perfectly estimated by the BS, which is a reasonable assumption when the BS has no constraint on energy and data processing capability [6–8], [25], [26].

MTC device sequencing and scheduling: In response to the channel access requests, the BS broadcasts a control packet which contains the sequence and schedule of the device transmission blocks and the optimal compression and transmission parameters for each device.

The frame duration, T_{frame} , is divided into N transmission blocks, i.e.,

$$T_{\text{frame}} = \sum_{n=1}^N T_n, \quad (2)$$

where T_n is the duration of n th transmission block.

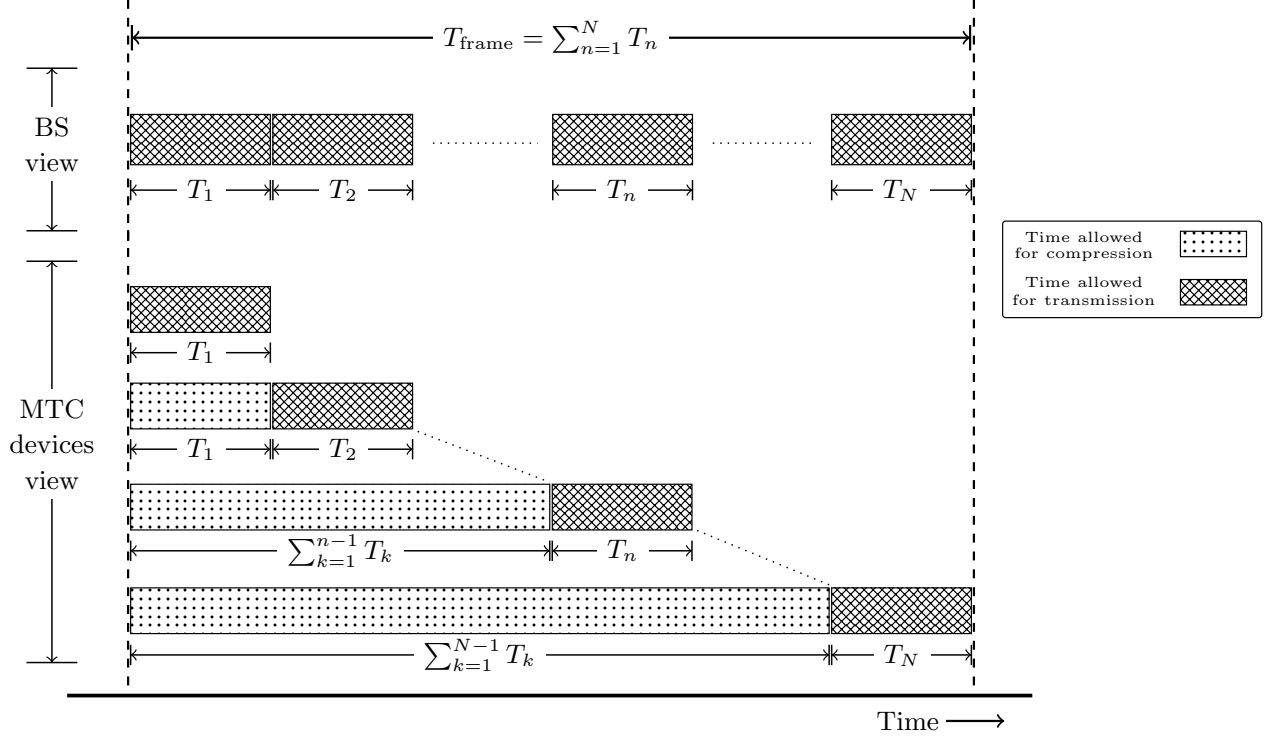


Fig. 2: Timing diagram for the scheduled compression and transmission processes within a frame for the multi-user uplink communication. For simplicity, the figure shows the scenario with same block length.

In conventional settings, only the length of the transmission blocks affects the energy efficiency performance of a TDMA-based system. On the other hand, the sequence of the transmission block has no affect on the performance. In our case, however, the devices perform data compression before transmission. As a result, a device allocated with a later transmission block has more time to perform data compression as compared to a device allocated with an earlier transmission block. Therefore, the position of the transmission block, which depends upon the multi-user sequence, influences the achievable energy efficiency performance.

Let us define $x_{n,i}$ as:

$$x_{n,i} = \begin{cases} 1, & \text{if transmission block } n \text{ is allocated to device } i, \\ 0, & \text{otherwise.} \end{cases} \quad (3)$$

As each transmission block is allocated to only one device, we also have

$$\sum_{i=1}^N x_{n,i} = 1, \quad \forall n. \quad (4)$$

Also, each device is assigned only one transmission block, this implies

$$\sum_{n=1}^N x_{n,i} = 1, \quad \forall i. \quad (5)$$

Compression: Before the start of its allocated transmission block, a device applies data compression on the raw data, as shown in Fig. 2. For the n th device, the D_n bits of raw data is compressed into $D_{\text{cp},n}$ bits, resulting in a compression ratio of $\frac{D_{\text{cp},n}}{D_n}$. The *compression time*, $T_{\text{cp},n}$, is defined as the time required by the n th device to compress raw data, D_n , into compressed data, $D_{\text{cp},n}$. We employ a generic non-linear compression cost model as proposed in [19]. The parameters of this compression model can be determined off-line for the given compression algorithm using data fitting. Specifically, the performance of this compression model is validated for the JPEG and JPEG2000 compression algorithms in [19]. Accordingly, the compression time, $T_{\text{cp},n}$, is given as a function of compression ratio, $\frac{D_{\text{cp},n}}{D_n}$, as follows

$$T_{\text{cp},n} = \tau D_n \left(\left(\frac{D_n}{D_{\text{cp},n}} \right)^\beta - 1 \right), \quad (6)$$

where τ is the per-bit processing time and β is a compression algorithm dependent parameter proportional to the compression algorithm's complexity. τ depends upon the MCU processing resources and the number of program instructions executed to process 1 bit of data. β determines the time taken to achieve a given compression ratio and can be calculated off-line for any specified compression algorithm and given hardware resources.

Let P_{cp} denote the power consumed by a device during the data compression process. P_{cp} is predefined and constant for a given MTC device hardware.

Transmission: Once the compression process is complete, each device needs to transmit its compressed data within the allocated transmission block. The *transmission time* for the n th device, $T_{\text{tx},n}$, depends upon its compressed data size, $D_{\text{cp},n}$, and its link transmission rate, R_n as

$$T_{\text{tx},n} = \frac{D_{\text{cp},n}}{R_n}. \quad (7)$$

Here, the transmission rate, R_n , is given as

$$R_n = B \log_2 \left(1 + \frac{\gamma_n}{\Gamma} \right), \quad (8)$$

where B is the bandwidth of the considered system, γ_n is the received signal-to-noise ratio (SNR) for the n th device, and Γ characterizes the gap between the achievable rate and the

channel capacity due to the use of practical modulation and coding schemes [6], [27]. The received SNR for the n th device, γ_n , is defined as [28]

$$\gamma_n = \kappa \frac{P_n |h_n|^2}{\sigma^2 d_n^\alpha}, \quad (9)$$

where $\kappa = \left(\frac{\lambda}{4\pi}\right)^2$ is the attenuation factor, λ is the wavelength, P_n is the transmit power for the n th device.

To compute the data transmission power cost $P_{\text{tx},n}$ for the n th device, we adopt the following practical model [29]. The transmission power cost is composed of two components, the transmit power P_n and the static communication module circuitry power P_o , which accounts for the operation of the digital-to-analog converter, frequency synthesizer, mixer, transmit filter, and antenna circuits, etc. Specifically,

$$P_{\text{tx},n} = \frac{P_n}{\mu} + P_o, \quad (10)$$

where $\mu \in (0, 1]$ is the drain efficiency of the power amplifier.

III. OPTIMAL MULTI-USER SEQUENCING AND SCHEDULING SCHEME

In this section, we first present the proposed multi-user sequencing and scheduling scheme and formulate the main optimization problem. Next we present the system objectives and formulate the corresponding optimization problems considering these system objectives. Lastly, we discuss the convexity and existence of the globally optimal solutions to the optimization problems and present a solution approach.

The MTC devices perform two main operations (i) compression and (ii) transmission, each having individual completion time and energy cost. The time consumed, without any pause or interruption, by the n th device to perform data compression and transmission processes is given by $T_{\text{cp},n}$ and $T_{\text{tx},n}$, respectively. A device can only apply data compression on the raw data, during the period between the start of the frame and the start of its allocated transmission block, as illustrated in Fig. 2. This implies that the compression time is upper bounded by the following constraint

$$T_{\text{cp},n} \leq \sum_{k=1}^{n-1} T_k, \quad \forall n \geq 2. \quad (11)$$

After compression, each device transmits the compressed data within the transmission block allocated through multi-user scheduling. Accordingly, the transmission time is upper bounded by the following constraint

$$T_{\text{tx},n} \leq T_n, \quad \forall n \geq 2. \quad (12)$$

Note that the device allocated with the first transmission block in the frame, performs both the data compression and transmission operations within its allocated transmission block, i.e.,

$$T_{\text{cp},1} + T_{\text{tx},1} \leq T_1. \quad (13)$$

Each device needs to know the following parameters for its operation: (i) the starting time for its compression and transmission processes, (ii) the processing time allowed for its compression and transmission processes, (iii) the optimal compression ratio, and (iv) the optimal transmission rate. In the considered system, the multi-user scheduling mechanism ensures that there is no gap or overlap between individual transmission blocks allocated to different devices. Therefore, the starting time of both compression and transmission processes for all the devices can be determined using the starting time of the frame, the length of transmission blocks and the multi-user sequence. The starting time for compression process for all devices is equal to the starting time of the frame. The starting time for the transmission process is determined using the transmission block lengths and the multi-user sequence. Note that the transmission rate of a device is controlled through its transmit power.

A. Optimization Problem for the Proposed Optimal Scheme

The main problem we address is to determine the optimal length of transmission blocks allocated to devices (scheduling), the sequence of allocated transmission blocks, the compression and transmission policies for all devices. The aim is to minimize certain energy minimization objective (to be defined in the next subsection), under the given delay and power constraints. In this regard, the energy cost of the n th device is given as

$$E_n = P_{\text{cp}}T_{\text{cp},n} + P_{\text{tx},n}T_{\text{tx},n}, \quad (14)$$

which is the sum of the energy consumption of data compression and that of data transmission. Substituting the values for the compression and transmission time and the associated transmission power cost from (6), (7), (10) in (14) yields

$$E_n = P_{\text{cp}}\tau D_n \left(\left(\frac{D_n}{D_{\text{cp},n}} \right)^\beta - 1 \right) + \frac{D_{\text{cp},n}}{B \log_2 \left(1 + \kappa \frac{P_n |h_n|^2}{\Gamma \sigma^2 d_n^\alpha} \right)} \left(\frac{P_n}{\mu} + P_o \right). \quad (15)$$

For the proposed optimal scheme, the optimal multi-user sequencing and scheduling, and the compression and transmission design policies for all the devices can be obtained by solving the following optimization problem

$$\mathbf{P}^o : \quad \underset{\substack{x_{n,i} \forall n,i, \\ P_n, D_{\text{cp},n}, T_n, \forall n}}{\text{minimize}} \quad \mathcal{E}(E_1, E_2, \dots, E_n) \quad (16a)$$

$$\text{subject to} \quad \sum_{n=1}^N T_n = T_{\text{frame}}, \quad (16b)$$

$$\tau D_1 \left(\left(\frac{D_1}{D_{\text{cp},1}} \right)^\beta - 1 \right) + \frac{D_{\text{cp},1}}{B \log_2 \left(1 + \kappa \frac{P_1 |h_1|^2}{\Gamma \sigma^2 d_1^\alpha} \right)} \leq T_1, \quad (16c)$$

$$\tau D_n \left(\left(\frac{D_n}{D_{\text{cp},n}} \right)^\beta - 1 \right) \leq \sum_{k=1}^{n-1} T_k, \quad \forall n \geq 2, \quad (16d)$$

$$\frac{D_{\text{cp},n}}{B \log_2 \left(1 + \kappa \frac{P_n |h_n|^2}{\Gamma \sigma^2 d_n^\alpha} \right)} \leq T_n, \quad \forall n \geq 2, \quad (16e)$$

$$\sum_{i=1}^N x_{n,i} = 1, \quad \forall n, \quad (16f)$$

$$\sum_{n=1}^N x_{n,i} = 1, \quad \forall i, \quad (16g)$$

$$0 \leq P_n \leq P_{\text{max}}, \quad \forall n, \quad (16h)$$

$$D_{\text{min},n} \leq D_{\text{cp},n} \leq D_n, \quad \forall n, \quad (16i)$$

$$0 \leq T_n \leq T_{\text{frame}}, \quad \forall n, \quad (16j)$$

$$x_{n,i} \in \{0, 1\}, \quad \forall n, i, \quad (16k)$$

where $\mathcal{E}(E_1, E_2, \dots, E_n)$ is the objective function imposed by the considered energy minimization strategy to be defined in the next subsection. Constraint functions (16c), (16d) and (16e) are obtained by substituting the values of compression and transmission time from (6) and (7), in inequalities (13), (11) and (12), respectively. P_{max} is the maximum transmit power constraint for all devices. $D_{\text{min},n}$ is the lower bound on the compressed data size for the n th device. Thus, the maximum compression that can be applied is given by the minimum compression ratio defined as $\frac{D_{\text{min},n}}{D_n} \forall n$, its value depends on the nature of the data and the system application. Note that a device may not fully utilize its allocated transmission block, depending upon its optimal compressed data size and/or the optimal transmission rate.

B. Considered System Objectives

In the literature, there are three popular system objectives for energy minimization, which differ in terms of the overall system performance and fairness among the MTC devices. These system objectives are (i) sum energy minimization, (ii) min-max energy minimization, and (iii) proportionally-fairness energy minimization. In the following, we discuss each of these system objectives and formulate the corresponding optimization problems. The system model under investigation allows the MTC devices to be located at various distances from the BS and experience different path attenuation. Moreover, the channel gain fluctuates independently for different devices in a given frame. This results in multi-user diversity due to the difference in the signal power attenuation conditions. The purpose behind different energy minimization objectives is to exploit this multi-user diversity while considering the trade-off between the system energy cost and the level of fairness in terms of energy cost of individual devices.

1) *Sum energy minimization*: The motivation behind this system objective is to prioritize the system performance over fairness among the devices. The sum energy minimization objective attempts to achieve the maximum energy efficiency performance by fully exploiting the multi-user diversity. The strategy followed is to minimize the overall energy cost of all the devices while ensuring each device transmits its data. The energy-fairness among devices is not considered. Therein, the weak devices with high signal power attenuation are provided with limited system resources, thus spend more energy than other devices and vice versa.

Mathematically, the objective is to minimize the total energy cost of all the devices in the given frame, i.e., minimize $\sum_{n=1}^N E_n$, where E_n is defined in (15). Accordingly, for the sum energy minimization objective, the optimal multi-user sequencing and scheduling, and the compression and transmission design policies for all the devices can be obtained by solving the following optimization problem

$$\begin{aligned} \mathbf{P}_{\text{SUM}}^{\circ} : \quad & \underset{\substack{x_{n,i} \forall n,i, \\ P_n, D_{\text{cp},n}, T_n, \forall n}}{\text{minimize}} \quad \sum_{n=1}^N E_n(P_n, D_{\text{cp},n}) \\ & \text{subject to} \quad (16\text{b})-(16\text{k}). \end{aligned} \tag{17}$$

2) *Min-max energy minimization*: This system objective aims to prioritize fairness over system performance. It attempts to guarantee fairness in terms of individual device energy cost while maximizing the overall system energy efficiency performance. In particular, the maximum value

of the energy spent by a device is minimized. Thereby, each device spends equal amount of energy to transmit its data, irrespective of its signal power attenuation conditions.

Mathematically, the objective is to minimize the maximum energy cost among the devices in the given frame, i.e., minimize $\max_{1 \leq n \leq N} \{E_n\}$, where E_n is defined in (15). This design strategy is Pareto efficient [30], i.e., the energy cost of a device cannot be further decreased without increasing the energy cost of another device. This system objective provides strict energy fairness.

For the min-max energy minimization objective, the formulated optimization problem is

$$\begin{aligned} \mathbf{P}_{\text{MM}}^{\circ} : \quad & \underset{\substack{x_{n,i} \forall n,i, \\ P_n, D_{\text{cp},n}, T_n, \forall n}}{\text{minimize}} \quad \max_{1 \leq n \leq N} \left\{ E_n(P_n, D_{\text{cp},n}) \right\} \\ & \text{subject to} \quad (16\text{b}) - (16\text{k}). \end{aligned} \quad (18)$$

3) *Proportionally-fair energy minimization*: The sum energy minimization objective prioritizes the devices with better signal power attenuation performance, thereby allocates more system resources to boost their energy efficiency. As a result, the overall system energy efficiency performance increases at the cost of energy-unfairness among devices. On the other hand, the min-max energy minimization objective targets strict energy fairness at the cost of reduced overall system energy efficiency performance. The motivation behind proportionally-fair energy minimization objective is to strike a balance between the system energy efficiency and device energy-fairness.

The proportionally-fair energy minimization objective achieves some level of fairness among devices by providing each device with a performance that is proportional to its signal power attenuation conditions. This is achieved by reducing the opportunity of the strong devices, with low signal power attenuation, getting more share of system resources in order to give proportionally-fair share to the weak devices. More system resources are allocated to the devices when their instantaneous signal power attenuation are low relative to their own signal power attenuation statistics. Thereby, proportional-fairness is achieved without compromising much energy efficiency performance. Since, the signal power attenuation fluctuates independently for different devices, this strategy effectively exploits multi-user diversity. This can be achieved by minimizing the sum of logarithmic energy cost function of the individual devices [8], [25], [31], i.e., $\sum_{n=1}^N \log(E_n)$, where E_n is defined in (15).

For the proportionally-fair energy minimization objective, the formulated optimization problem

is

$$\begin{aligned} \mathbf{P}_{\text{PF}}^{\circ} : \quad & \underset{\substack{x_{n,i} \forall n,i, \\ P_n, D_{\text{cp},n}, T_n, \forall n}}{\text{minimize}} \quad \sum_{n=1}^N \log \left(E_n(P_n, D_{\text{cp},n}) \right) \\ & \text{subject to} \quad (16\text{b}) - (16\text{k}). \end{aligned} \quad (19)$$

C. Problem Solution and Optimality

The optimization problem defined in (16) is a mixed-integer nonlinear program which is non-convex in its natural form. Therefore, it is very challenging to determine the globally optimal solution or even to determine if the global optimality exists [32]. We propose to transform our problem and model it in an alternate way, which proves that the globally optimal solution exists. In addition, we present a solution approach to obtain the globally optimal solution. In this regard, we first consider the binary variables to be deterministic (i.e., a known sequence) and transform the non-convex optimization problem for the proposed scheme into convex sub-problems using methods which preserve convexity. This strategy is adopted for each of the considered system objectives.

For a given multi-user sequence, the optimization problems for the proposed scheme for the considered system objectives, defined in (17), (18) and (19), can be modelled as the following sub-problems.

$$\begin{aligned} \hat{\mathbf{P}}_{\text{SUM}}^{\circ} : \quad & \underset{P_n, D_{\text{cp},n}, T_n, \forall n}{\text{minimize}} \quad \sum_{n=1}^N E_n(P_n, D_{\text{cp},n}) \\ & \text{subject to} \quad (16\text{b}) - (16\text{e}), (16\text{h}) - (16\text{j}), \end{aligned} \quad (20)$$

and

$$\begin{aligned} \hat{\mathbf{P}}_{\text{MM}}^{\circ} : \quad & \underset{P_n, D_{\text{cp},n}, T_n, \forall n}{\text{minimize}} \quad \max_{1 \leq n \leq N} \left\{ E_n(P_n, D_{\text{cp},n}) \right\} \\ & \text{subject to} \quad (16\text{b}) - (16\text{e}), (16\text{h}) - (16\text{j}), \end{aligned} \quad (21)$$

and

$$\begin{aligned} \hat{\mathbf{P}}_{\text{PF}}^{\circ} : \quad & \underset{P_n, D_{\text{cp},n}, T_n, \forall n}{\text{minimize}} \quad \sum_{n=1}^N \log \left(E_n(P_n, D_{\text{cp},n}) \right) \\ & \text{subject to} \quad (16\text{b}) - (16\text{e}), (16\text{h}) - (16\text{j}), \end{aligned} \quad (22)$$

respectively.

Lemma 1. *For a given sequence, the optimization problems defined in (20), (21) and (22) can be transformed into corresponding equivalent convex optimization problems. Thus, a globally optimal solution exists for each of the optimization problems defined in (20), (21) and (22).*

Proof: The proof is provided in Appendix A. ■

From Lemma 1, we know that a globally optimal solution of the optimization problem defined in (20) can be found for a given sequence. Consider an exhaustive search approach, accordingly we first find the globally optimal solution for all possible permutations of the multi-user sequence and then find the minimum of these globally optimal solutions. This minimum is the globally optimal solution of the proposed optimization problem for the optimal scheme defined in (17). The same argument is true for the optimization problems (18) and (19).

Lemma 2. *The minimum of the globally optimal solutions of the optimization problems (20), (21) and (22) for all possible sequences, $\{x_{n,i}, \forall n, i\}$, is the corresponding globally optimal solution of the optimization problems defined in (17), (18) and (19), respectively.*

Based on the results stated in Lemmas 1 and 2, the globally optimal solution for each of the mixed-integer nonlinear programs given in (17), (18) and (19), respectively, exists and can be found. Note that the exhaustive search approach above is only considered to prove that the globally optimal solution exists and it is not adopted to solve the proposed problems.

The following remark presents the actual solution approach (based on the branch-and-bound method) which is used to solve the formulated optimization problems in the proposed optimal scheme.

Remark 1. *To solve the proposed multi-user sequencing and scheduling optimization problems, we have used AMPL modelling language [33], which is popular for modelling different kinds of optimization problems including scheduling problems. A model for each of the proposed optimization problems is developed in the AMPL environment and a non-linear solver is used for this model. In this regard, we use the Couenne (convex over and under envelopes for nonlinear estimation) solver [34], [35]. The Couenne solver employs branch-and-bound method to solve the mixed-integer nonlinear programs. This solver performs three main operations, (i) linearization, (ii) bound reduction of the inequalities, and (iii) branching of the search space. The Couenne solver finds the globally optimal solution given such a solution exists.*

IV. SUB-OPTIMAL MULTI-USER SCHEDULING SCHEME

In this section, we present a sub-optimal multi-user scheduling scheme which employs compression but, unlike the optimal scheme, does not consider multi-user sequencing. In Section V, we will analyse the relative energy efficiency performance of the proposed optimal scheme and the sub-optimal scheme in a multi-user uplink communication system. For this reason, we will keep our focus on jointly optimizing multi-user sequencing and scheduling and compression ratio. Three optimization problems are formulated for the sub-optimal scheme considering the three different system objectives defined in Section III-B.

For the sub-optimal scheme, the multi-user sequence is fixed and unchanged from one frame to the next. However, the transmission block length of any device is flexible and can be optimized. In this scheme, the transmission rate, compression ratio, and the transmission block length (multi-user scheduling) are jointly optimized for the given energy minimization objective for a fixed sequence. For comparison with the proposed optimal scheme, we consider the same system objectives. For all the devices, the optimal transmission rate, compression ratio, and scheduling parameters are obtained for the sum energy minimization objective by solving the following optimization problem.

$$\mathbf{P}_{\text{SUM}}^{\text{so}} : \quad \underset{Z_n, D_{\text{cp},n}, T_n, \forall n}{\text{minimize}} \quad \sum_{n=1}^N \left(\tau D_n P_{\text{cp}} \left(\left(\frac{D_n}{D_{\text{cp},n}} \right)^\beta - 1 \right) + \frac{D_{\text{cp},n} b_n}{Z_n} (\exp(Z_n) + c_n) \right) \quad (23a)$$

$$\text{subject to} \quad \sum_{n=1}^N T_n = T_{\text{frame}}, \quad (23b)$$

$$\tau D_1 \left(\left(\frac{D_1}{D_{\text{cp},1}} \right)^\beta - 1 \right) + \frac{D_{\text{cp},1} \ln(2)}{B Z_1} \leq T_1, \quad (23c)$$

$$\tau D_n \left(\left(\frac{D_n}{D_{\text{cp},n}} \right)^\beta - 1 \right) \leq \sum_{k=1}^{n-1} T_k, \quad \forall n \geq 2, \quad (23d)$$

$$\frac{D_{\text{cp},n} \ln(2)}{B Z_n} \leq T_n, \quad \forall n \geq 2, \quad (23e)$$

$$D_{\text{min},n} \leq D_{\text{cp},n} \leq D_n, \quad \forall n, \quad (23f)$$

$$0 \leq Z_n \leq Z_{\text{max}}, \quad \forall n, \quad (23g)$$

$$0 \leq T_n \leq T_{\text{frame}}, \quad \forall n, \quad (23h)$$

where $b_n = \frac{\Gamma \sigma^2 d_n^\alpha \ln(2)}{\mu B \kappa |h_n|^2}$ and $c_n = \frac{\mu \kappa |h_n|^2 P_o}{\Gamma \sigma^2 d_n^\alpha} - 1$. The change of variables, $Z_n = \ln \left(1 + \kappa \frac{P_n |h_n|^2}{\Gamma \sigma^2 d_n^\alpha} \right)$ and $Z_{\text{max}} = \ln \left(1 + \kappa \frac{P_{\text{max}} |h_n|^2}{\Gamma \sigma^2 d_n^\alpha} \right)$, is introduced to transform the original problem, which is non-

convex in its natural form, into the equivalent convex optimization problem (23). Similarly, the equivalent convex problems for min-max and proportionally-fair objectives are as follows

$$\begin{aligned} \mathbf{P}_{\text{MM}}^{\text{so}} : \quad & \underset{Z_n, D_{\text{cp},n}, T_n, \forall n}{\text{minimize}} \quad \max_{1 \leq n \leq N} \left\{ \tau D_n P_{\text{cp}} \left(\left(\frac{D_n}{D_{\text{cp},n}} \right)^\beta - 1 \right) + \frac{D_{\text{cp},n} b_n}{Z_n} (\exp(Z_n) + c_n) \right\} \\ & \text{subject to} \quad (23\text{b}) - (23\text{h}), \end{aligned} \quad (24)$$

$$\begin{aligned} \mathbf{P}_{\text{PF}}^{\text{so}} : \quad & \underset{Z_n, V_n, T_n, \forall n}{\text{minimize}} \quad \sum_{n=1}^N \log \left(\tau D_n P_{\text{cp}} \left(\frac{D_n^\beta}{\exp(\beta V_n)} - 1 \right) + \frac{b_n \exp(V_n)}{Z_n} (\exp(Z_n) + c_n) \right) \\ & \text{subject to} \quad (23\text{b}), (23\text{g}), (23\text{h}), \end{aligned} \quad (25\text{a})$$

$$\tau D_1 \left(\frac{D_1^\beta}{\exp(\beta V_1)} - 1 \right) + \frac{\exp(V_1) \ln(2)}{B Z_1} \leq T_1, \quad (25\text{b})$$

$$\tau D_n \left(\frac{D_n^\beta}{\exp(\beta V_n)} - 1 \right) \leq \sum_{k=1}^{n-1} T_k, \quad \forall n \geq 2, \quad (25\text{c})$$

$$\frac{\exp(V_n) \ln(2)}{B Z_n} \leq T_n, \quad \forall n \geq 2, \quad (25\text{d})$$

$$\exp(D_{\min,n}) \leq V_n \leq \exp(D_n), \quad \forall n, \quad (25\text{e})$$

respectively. An additional change of variable $V_n = \ln(D_{\text{cp},n})$ is necessary to transform the original problem for the proportionally-fair objective into the equivalent convex optimization problem (25).

Remark 2. *It can be shown that for a given multi-user sequence the optimization problems defined for all the proposed sub-optimal scheme are convex optimization problems. Moreover, by following the same argument stated in Lemma 2, we can also conclude that there exists a globally optimal solution for each of these optimization problems defined for the sub-optimal scheme. These optimization problems can also be solved using Couenne solver in AMPL environment as discussed in Remark 1.*

V. RESULTS

In this section, we present numerical results to illustrate the performance of proposed the optimal scheme with joint multi-user sequencing and scheduling, and device data compression and transmission rate optimization. Unless specified otherwise, the values for the system parameters shown in Table I are adopted.

TABLE I: System Parameter Values.

| Name | Sym. | Value | Name | Sym. | Value |
|----------------------------------|--------------------------|----------|------------------------|------------|----------------------------|
| Amplifier's drain efficiency | μ | 0.35 | Max. transmit power | P_{\max} | 0 dB |
| Scale parameter for channel gain | ς | 1 | Wavelength | λ | 0.333 m |
| Compression processing power | P_{cp} | 24 mW | No. of devices | N | 5 |
| Comm. module circuitry power | P_o | 82.5 mW | Bandwidth | B | 1 MHz |
| Practical modulation power gap | Γ | 9.8 dB | Packet size | D_n | {310,500,100,80,200} kbits |
| Minimum compression ratio | $\frac{D_{\min,n}}{D_n}$ | 0.4 | distance | d_n | {40,15,31,49,22} m |
| Per-bit processing time | τ | 7.5 ns/b | Noise spectral density | N_0 | -174 dBm |
| Compression cost parameter | β | 5 | Pathloss exponent | α | 4 |

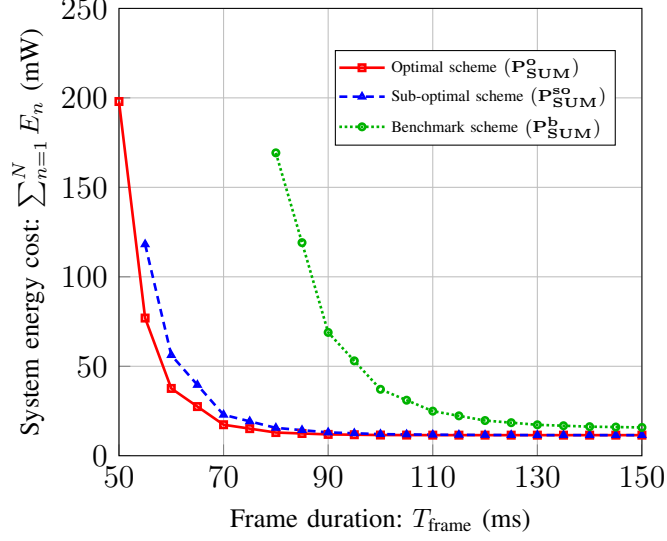
Let system energy cost be defined as the total energy cost of all the devices, i.e., $\sum_{n=1}^N E_n$. Moreover, the energy efficiency gain, \mathbb{G}_{ee} , provided by a given scheme A over scheme B be defined as the percentage decrease in the system energy cost of scheme B , $\sum_{n=1}^N E_{n,B}$, in comparison to the system energy cost of scheme A , $\sum_{n=1}^N E_{n,A}$, and it is given as

$$\mathbb{G}_{\text{ee}} = \frac{\sum_{n=1}^N E_{n,B} - \sum_{n=1}^N E_{n,A}}{\sum_{n=1}^N E_{n,B}}. \quad (26)$$

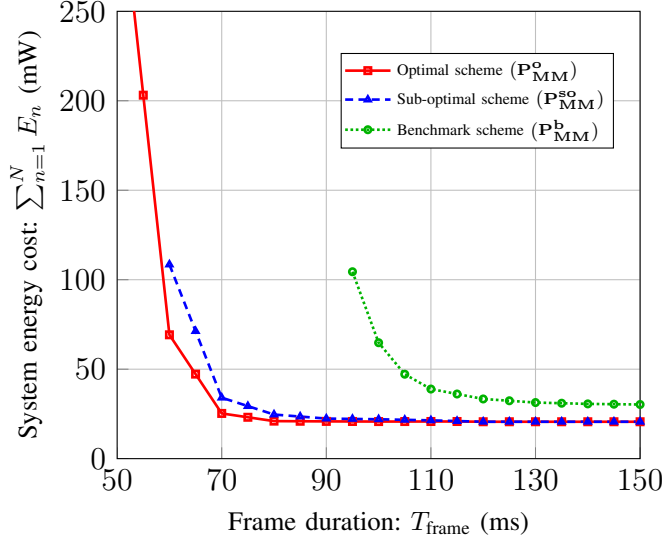
We would like to clarify that the relative performance of the sum, min-max, and proportionally-fair energy minimization objectives has been well studied in previous studies and thus it is not the focus of this paper. Our focus in this paper is to evaluate the performance of the proposed joint optimization of multi-user sequencing and scheduling scheme.

To the best of our knowledge, the recent works [6], [8], [9], [11] are the most relevant to be compared to our proposed scheme. Although the system models in these works are based on wireless power transfer, the underlying multi-user scheduling and transmission rate policy designs are similar to our considered system. In this regard, we adopt the multi-user scheduling and transmission rate design policies proposed by these schemes for our considered system model except that data compression and multi-user sequencing are not employed. Moreover, when our considered system is applied, the design problems proposed in [6], [8], [9], [11] can equivalently be represented by the following benchmark scheme.

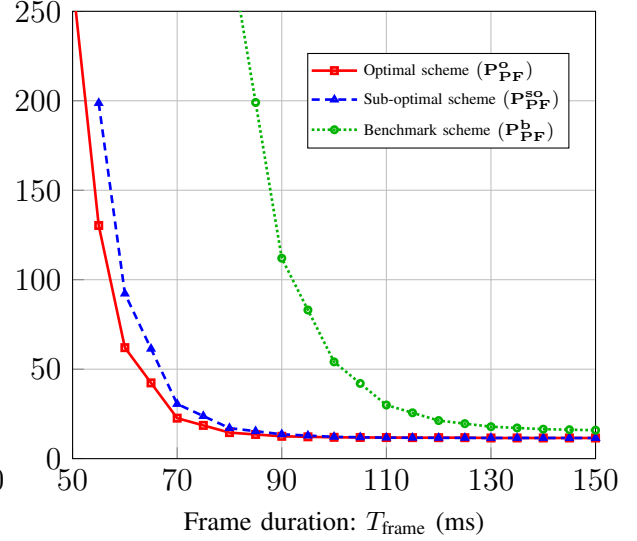
Benchmark scheme: The multi-user sequence is fixed but the transmission block length of any device is flexible and can be optimized. This scheme lacks data compression and multi-user sequencing optimization. The transmission rate and the transmission block length (scheduling) are jointly optimized for the given energy minimization objective for a fixed sequence and



(a) Sum-energy minimization



(b) Min-max energy minimization



(c) Proportionally-fair energy minimization

Fig. 3: System energy cost vs. frame duration for the proposed optimal scheme, sub-optimal scheme and benchmark scheme, under given power constraints for different system objectives.

without employing data compression. For comparison with the proposed scheme, the same energy minimization objectives are considered. The corresponding optimization problems for the benchmark scheme are given in Appendix B. The strategy followed to optimize the multi-user scheduling and device transmission rate policies for this benchmark scheme is essentially the same as in the state of the art [6], [8], [9], [11].

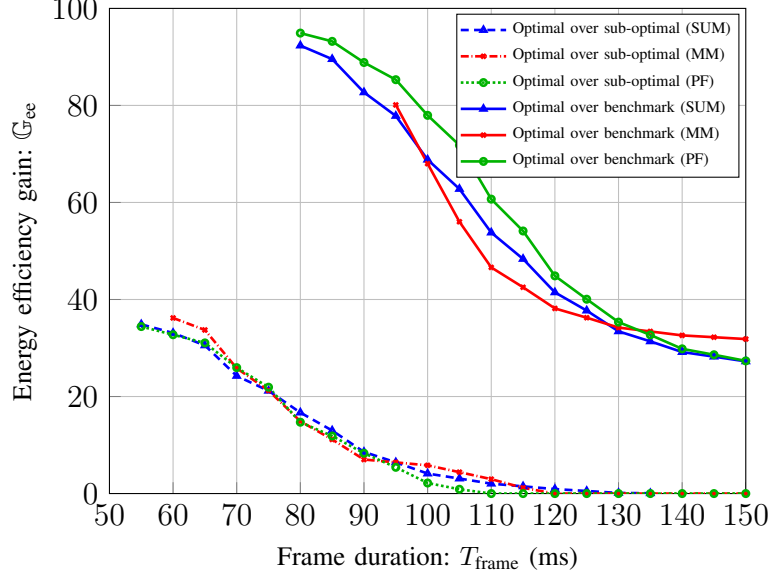


Fig. 4: Energy efficiency gain performance vs. frame duration for the proposed optimal scheme over the sub-optimal scheme and benchmark scheme, for the considered system objectives.

A. Validation

In this subsection, we carry out a comparative analysis of the proposed scheme with the benchmark scheme (which represents existing state-of-the-art work). Fig. 3 plots the system energy cost, $\sum_{n=1}^N E_n$, versus the frame duration, T_{frame} , for the system parameters in Table I. The system energy cost is plotted with the proposed optimal scheme and benchmark scheme for the sum, min-max, and proportionally-fair energy minimization objectives in Fig. 3. The energy efficiency gain, \mathbb{G}_{ee} , provided by the proposed optimal scheme over benchmark scheme is plotted in Fig. 4. The performance for the sub-optimal scheme is also shown in Figs. 3 and 4 which we will discuss later. It can be seen from Fig. 4 that the gains are almost the same irrespective of the considered energy minimization objective. In the following, we will discuss system performance for the perspective of sum energy minimization objective. Similar conclusions can be drawn for the min-max and proportionally-fair energy minimization objectives.

When compared with the benchmark scheme, the proposed optimal scheme exhibits significant performance superiority. This shows that employing both multi-user sequence and compression optimization provides notable gains in the energy efficiency, specifically in the lower latency regime. For sum energy minimization objective, we can see from Fig. 4 that the gain is relatively

very high (between 27% to 92%), for the considered range of delay when system is feasible for benchmark scheme (between 150 ms to 80 ms). For the benchmark scheme, the device energy cost is reduced by adapting the minimum required transmit power level under given channel conditions. However, reducing transmission rate through transmit power only helps up to a certain level and any further reduction does not help in terms of energy efficiency. Hence, in general, it is not optimal to transmit at the lowest transmission rate. Note that for the proposed optimal scheme the lower bound delay has a much smaller value as compared to the benchmark scheme.

B. Impact of Multi-User Sequencing

To illustrate the advantage of the proposed joint multi-user sequencing, we consider the proposed optimal scheme and sub-optimal scheme for comparative analysis. In both of these schemes, the multi-user scheduling and compression is optimized. However, they differ in an important aspect that the multi-sequencing is employed by the proposed optimal scheme and not by sub-optimal scheme, which uses a fixed and unchanged multi-user sequence.

From Fig. 3, we can see that the proposed optimal multi-user sequencing and scheduling scheme clearly outperforms the sub-optimal scheme. Intuitively, it was expected that the multi-user sequencing will always provide non-negative gains. However, the gains are notable, between 13% to 35%, for the considered range of delay when the system is feasible for sub-optimal scheme in the lower latency regime, between 85 ms to 55 ms as shown in Fig. 4, for sum energy minimization objective. Thus, for a less stringent delay constraint, employing the multi-user sequencing will not pay off. At the same time, we can conclude that the data compression provides significant gains for all sorts of delay constraints.

In addition, when the proposed optimal scheme is employed, the TDMA-based multi-user transmissions is more likely to be feasible in the lower latency regime subject to the given power constraints. That is, the proposed optimal scheme can support much stringent delay requirements, under given maximum transmit power constraints, as compared to the sub-optimal scheme for the same system parameters. Note that in Fig. 3, the system energy cost flattens out as the delay is increased further from a specific value for both the schemes. It is because for both proposed schemes, with joint data compression and transmission rate strategy, there exists a lower bound on the device energy cost.

C. Impact of Scheduling Flexibility

To illustrate the impact of multi-user scheduling on the overall system performance and multi-user sequencing, we consider a simple scenario in which each transmission block allocated to individual device is fixed and equal in length, i.e., the frame duration, T_{frame} , is divided into N equal transmission blocks and assigned to N devices. For this scenario, we consider the following two cases:

- *Case 1*: the multi-user sequence is fixed,
- *Case 2*: the multi-user sequence can be optimized.

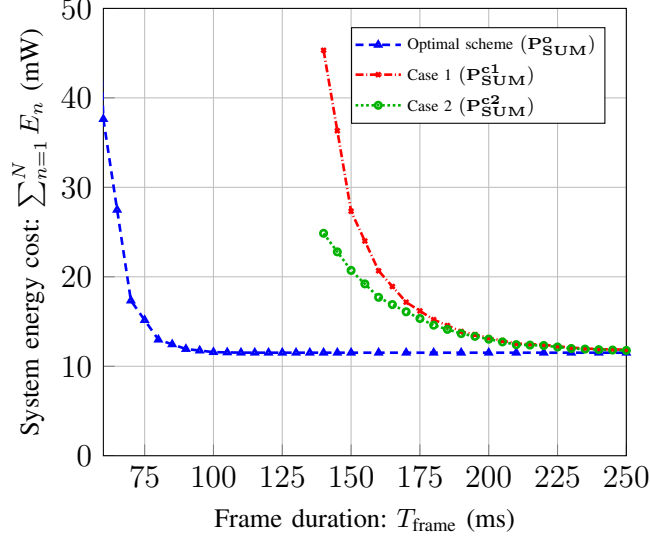
In both cases, the transmission rate and compression ratio are optimized for each device under a given energy minimization objective. The corresponding optimization problems for both these cases are given in Appendices C and D, respectively.

Fig. 5 plots the system energy cost, $\sum_{n=1}^N E_n$, versus the frame duration, T_{frame} , for the system parameters in Table I. The system energy cost is plotted with the proposed optimal scheme and Case 1 and Case 2 for the sum, min-max, and proportionally-fair energy minimization objectives in Fig. 5. We can see that both Case 1 and Case 2 perform similar, except when the delay is stringent. Under these conditions, Case 2 performs significantly better than Case 1 due to multi-user sequencing. The energy efficiency gain is between 11% to 45%, for the considered range of delay from 165 ms to 140 ms for sum energy minimization objective.

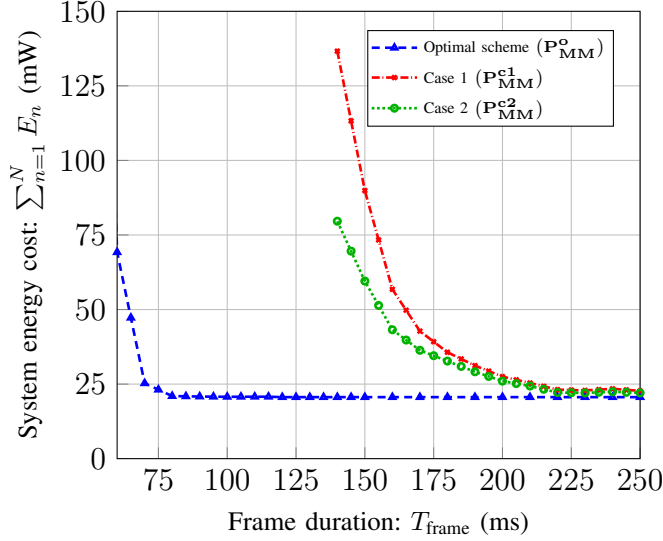
However, when compared with the optimal scheme, we can see a large performance degradation for the considered scenario when the transmission block lengths are fixed. Thus, the main message here is that optimizing the multi-user sequencing provides a large performance gain even in restricted scheduling scenario. In addition, multi-user scheduling flexibility when combined with multi-user sequencing has a significant impact on the overall system performance. Similar conclusions can be drawn for the min-max and proportionally-fair energy minimization approaches.

VI. CONCLUSION

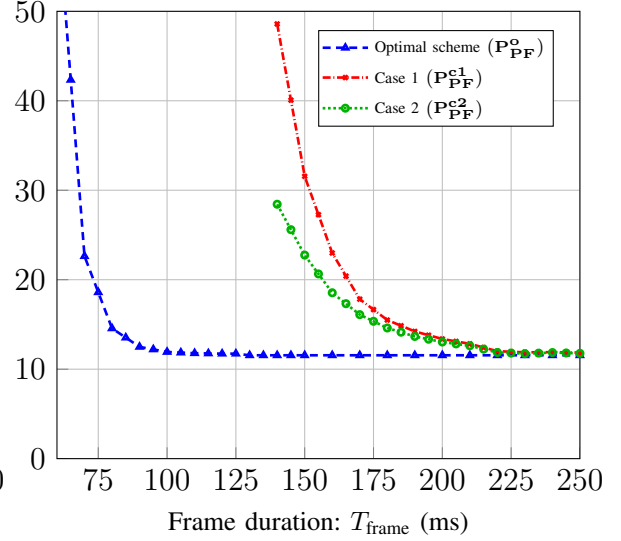
We investigated the joint optimization of sequencing and scheduling in a multi-user uplink machine-type communication scenario, considering adaptive compression and transmission rate control design. The achievable energy efficiency performance is evaluated for three energy-minimization system objectives, which differ in terms of the overall system performance and



(a) Sum-energy minimization



(b) Min-max energy minimization



(c) Proportionally-fair energy minimization

Fig. 5: System energy cost vs. frame duration for the proposed optimal scheme and Case 1 and Case 2, under given power constraints for different system objectives.

fairness among the devices. Our results showed that the proposed optimal scheme outperforms the schemes without multi-user sequencing. The improvement in energy efficiency observed is up to 35% when multi-user sequencing is optimized, under given maximum transmit power and delay constraints. In an alternate scenario, when the length of the transmission blocks is fixed and equal for each device, multi-user sequence optimization still provides a performance gain

of up to 45%, however the overall system performance degrades quite significantly. In addition, the energy efficiency gain of multi-user sequence optimization is paramount under a stringent delay bound, and it makes the TDMA-based multi-user transmissions more likely to be feasible in the lower latency regime subject to the given power constraints.

APPENDIX A

PROOF OF LEMMA 1

It can be shown that the energy cost of the n th device, E_n , defined in (15), is non-convex in P_n . By substitution of variable $Z_n = \ln \left(1 + \kappa \frac{P_n |h_n|^2}{\Gamma \sigma^2 d_n^\alpha} \right)$ in (15), E_n can equivalently be given as

$$E_n(Z_n, D_{\text{cp},n}) = \tau D_n P_{\text{cp}} \left(\left(\frac{D_n}{D_{\text{cp},n}} \right)^\beta - 1 \right) + \frac{D_{\text{cp},n} b_n}{Z_n} \left(\exp(Z_n) + c_n \right), \quad (27)$$

where $b_n = \frac{\Gamma \sigma^2 d_n^\alpha \ln(2)}{\mu B \kappa |h_n|^2}$, $c_n = \frac{\mu \kappa |h_n|^2 P_0}{\Gamma \sigma^2 d_n^\alpha} - 1$. Similarly, substituting $Z_n = \ln \left(1 + \kappa \frac{P_n |h_n|^2}{\Gamma \sigma^2 d_n^\alpha} \right)$ in constraint functions (16c), (16e) and (16h) defined for the optimization problem **P** yields

$$\tau D_1 \left(\left(\frac{D_1}{D_{\text{cp},1}} \right)^\beta - 1 \right) + \frac{D_{\text{cp},1} \ln(2)}{B Z_1} \leq T_1, \quad (28)$$

$$\frac{D_{\text{cp},n} \ln(2)}{B Z_n} \leq T_n, \quad \forall n \geq 2, \quad (29)$$

$$0 \leq Z_n \leq Z_{\max}, \quad \forall n, \quad (30)$$

respectively, where $Z_{\max} = \ln \left(1 + \kappa \frac{P_{\max} |h_n|^2}{\Gamma \sigma^2 d_n^\alpha} \right)$. For a given (known) sequence, the optimization problems in (17) and (18), respectively, for the proposed optimal scheme can equivalently be defined as follows

$$\begin{aligned} \tilde{\mathbf{P}}_{\text{SUM}} : \quad & \underset{Z_n, D_{\text{cp},n}, T_n, \forall n}{\text{minimize}} \quad \sum_{n=1}^N E_n(Z_n, D_{\text{cp},n}) \\ & \text{subject to} \quad (16b), (16d), (28), (29), (30), (16i), (16j), \end{aligned} \quad (31)$$

$$\begin{aligned} \tilde{\mathbf{P}}_{\text{MM}} : \quad & \underset{Z_n, D_{\text{cp},n}, T_n, \forall n}{\text{minimize}} \quad \max_{1 \leq n \leq N} \left\{ E_n(Z_n, D_{\text{cp},n}) \right\} \\ & \text{subject to} \quad (16b), (16d), (28), (29), (30), (16i), (16j). \end{aligned} \quad (32)$$

For brevity we omit the proof, however using basic calculus and with some algebraic manipulation, it can be shown that $E_n(Z_n, D_{\text{cp},n})$ defined in (27) and constraint functions defined in (16d), (28) and (29), respectively, are jointly convex in Z_n and $D_{\text{cp},n}$, $\forall n$.

It is known that the sum of convex functions is convex [36]. Secondly, the max of the convex functions is also convex [36]. Accordingly, for proposed optimal scheme, the sum energy minimization objective function, i.e., $\sum_{n=1}^N E_n(Z_n, D_{cp,n})$, and min-max energy minimization objective function, i.e., $\max_{1 \leq n \leq N} \{E_n(Z_n, D_{cp,n})\}$, both are jointly convex in Z_n and $D_{cp,n}$, $\forall n$. Hence, for a given sequence, the optimization problems $\tilde{\mathbf{P}}_{\text{SUM}}$ and $\tilde{\mathbf{P}}_{\text{MM}}$ both are convex optimization problems.

Considering the optimization problem for the proportionally-fair energy minimization objective, defined in (19), it can be shown that the objective function in (19) is jointly non-convex in P_n and $D_{cp,n}$, $\forall n$. We propose the substitution of variables $Z_n = \ln(1 + \kappa \frac{P_n |h_n|^2}{\Gamma \sigma^2 d_n^\alpha})$ and $V_n = \ln(D_{cp,n})$ in (15), accordingly $\log(E_n)$ can equivalently be defined as

$$\log(E_n(Z_n, V_n)) = \log\left(\tau D_n P_{cp}\left(\frac{D_n^\beta}{\exp(\beta V_n)} - 1\right) + \frac{b_n \exp(V_n)}{Z_n} (\exp(Z_n) + c_n)\right). \quad (33)$$

Similarly, substituting variables Z_n and V_n in the constraint functions (16c), (16d), (16e), (16h) and (16i) yields the equivalent constraint functions as follows

$$\tau D_1 \left(\frac{D_1^\beta}{\exp(\beta V_1)} - 1\right) + \frac{\exp(V_1) \ln(2)}{B Z_1} \leq T_1, \quad (34)$$

$$\tau D_n \left(\frac{D_n^\beta}{\exp(\beta V_n)} - 1\right) \leq \sum_{k=1}^{n-1} T_k, \quad \forall n \geq 2, \quad (35)$$

$$\frac{\exp(V_n) \ln(2)}{B Z_n} \leq T_n, \quad \forall n \geq 2, \quad (36)$$

$$0 \leq Z_n \leq Z_{\max}, \quad \forall n, \quad (37)$$

$$\exp(D_{\min,n}) \leq V_n \leq \exp(D_n), \quad \forall n. \quad (38)$$

For a given (known) sequence the optimization problem defined in (19) for the proposed optimal scheme can equivalently be defined as follows

$$\begin{aligned} \tilde{\mathbf{P}}_{\text{PF}} : \quad & \underset{Z_n, D_{cp,n}, T_n, \forall n}{\text{minimize}} \quad \sum_{n=1}^N \log(E_n(Z_n, D_{cp,n})) \\ & \text{subject to} \quad (16b), (34), (35), (36), (37), (38), (16j), \end{aligned} \quad (39)$$

For brevity we omit the proof, however using basic calculus and with some algebraic manipulation, it can be shown that (33) is jointly convex in Z_n and V_n . Since the sum of convex functions is convex [36], substitution of variables Z_n and V_n in (19) yields an equivalent objective function $\sum_{n=1}^N \log(E_n(Z_n, V_n))$, which is jointly convex in both Z_n and V_n , $\forall n$.

Similarly, it can be shown that the constraint function in (35) is convex in V_n , $\forall n \geq 2$, and the constraint function (36) is jointly convex in Z_n and V_n , $\forall n \geq 2$, and constraint function (34) is jointly convex in Z_1 and V_1 . Hence, for a given sequence, the optimization problem $\tilde{\mathbf{P}}_{\text{PF}}$ is convex.

APPENDIX B

OPTIMIZATION PROBLEMS FOR BENCHMARK SCHEME

For all the devices, the optimal transmission rate and scheduling parameters are obtained for sum, min-max and proportionally-fair energy minimization objectives by solving the following optimization problems, respectively.

$$\mathbf{P}_{\text{SUM}}^{\text{b}} : \underset{Z_n, T_n, \forall n}{\text{minimize}} \quad \sum_{n=1}^N \left(\frac{D_n b_n}{Z_n} (\exp(Z_n) + c_n) \right) \quad (40\text{a})$$

$$\text{subject to} \quad \sum_{n=1}^N T_n = T_{\text{frame}}, \quad (40\text{b})$$

$$\frac{D_n \ln(2)}{B Z_n} \leq T_n, \quad \forall n, \quad (40\text{c})$$

$$0 \leq Z_n \leq Z_{\text{max}}, \quad \forall n, \quad (40\text{d})$$

$$0 \leq T_n \leq T_{\text{frame}}, \quad \forall n, \quad (40\text{e})$$

$$\mathbf{P}_{\text{MM}}^{\text{b}} : \underset{Z_n, T_n, \forall n}{\text{minimize}} \quad \max_{1 \leq n \leq N} \left\{ \frac{D_n b_n}{Z_n} (\exp(Z_n) + c_n) \right\} \quad (41)$$

$$\text{subject to} \quad (40\text{b}) - (40\text{e}),$$

$$\mathbf{P}_{\text{PF}}^{\text{b}} : \underset{Z_n, T_n, \forall n}{\text{minimize}} \quad \sum_{n=1}^N \log \left(\frac{D_n b_n}{Z_n} (\exp(Z_n) + c_n) \right) \quad (42)$$

$$\text{subject to} \quad (40\text{b}) - (40\text{e}).$$

APPENDIX C

OPTIMIZATION PROBLEMS FOR CASE 1

For all the devices, the optimal transmission rate and compression ratio parameters are obtained for sum, min-max and proportionally-fair energy minimization objectives by solving the following optimization problems, respectively.

$$\mathbf{P}_{\text{SUM}}^{\text{c1}} : \underset{Z_n, D_{\text{cp},n}, \forall n}{\text{minimize}} \quad \sum_{n=1}^N \left(\tau D_n P_{\text{cp}} \left(\left(\frac{D_n}{D_{\text{cp},n}} \right)^\beta - 1 \right) + \frac{D_{\text{cp},n} b_n}{Z_n} (\exp(Z_n) + c_n) \right) \quad (43a)$$

subject to (23f), (23g),

$$\tau D_1 \left(\left(\frac{D_1}{D_{\text{cp},1}} \right)^\beta - 1 \right) + \frac{D_{\text{cp},1} \ln(2)}{B Z_1} \leq \frac{T_{\text{frame}}}{N}, \quad (43b)$$

$$\tau D_n \left(\left(\frac{D_n}{D_{\text{cp},n}} \right)^\beta - 1 \right) \leq (n-1) \frac{T_{\text{frame}}}{N}, \quad \forall n \geq 2, \quad (43c)$$

$$\frac{D_{\text{cp},n} \ln(2)}{B Z_n} \leq \frac{T_{\text{frame}}}{N}, \quad \forall n \geq 2, \quad (43d)$$

$$\mathbf{P}_{\text{MM}}^{\text{c1}} : \underset{Z_n, D_{\text{cp},n}, \forall n}{\text{minimize}} \quad \max_{1 \leq n \leq N} \left\{ \tau D_n P_{\text{cp}} \left(\left(\frac{D_n}{D_{\text{cp},n}} \right)^\beta - 1 \right) + \frac{D_{\text{cp},n} b_n}{Z_n} (\exp(Z_n) + c_n) \right\} \quad (44)$$

subject to (23f), (23g), (43b)–(43d),

$$\mathbf{P}_{\text{PF}}^{\text{c1}} : \underset{Z_n, V_n, \forall n}{\text{minimize}} \quad \sum_{n=1}^N \log \left(\tau D_n P_{\text{cp}} \left(\frac{D_n^\beta}{\exp(\beta V_n)} - 1 \right) + \frac{b_n \exp(V_n)}{Z_n} (\exp(Z_n) + c_n) \right) \quad (45a)$$

subject to (23g), (25e),

$$\tau D_1 \left(\frac{D_1^\beta}{\exp(\beta V_1)} - 1 \right) + \frac{\exp(V_1) \ln(2)}{B Z_1} \leq \frac{T_{\text{frame}}}{N}, \quad (45b)$$

$$\tau D_n \left(\frac{D_n^\beta}{\exp(\beta V_n)} - 1 \right) \leq (n-1) \frac{T_{\text{frame}}}{N}, \quad \forall n \geq 2, \quad (45c)$$

$$\frac{\exp(V_n) \ln(2)}{B Z_n} \leq \frac{T_{\text{frame}}}{N}, \quad \forall n \geq 2. \quad (45d)$$

APPENDIX D

OPTIMIZATION PROBLEMS FOR CASE 2

For all the devices, the optimal transmission rate and compression ratio parameters, and the optimal multi-user sequence are obtained for sum, min-max and proportionally-fair energy

minimization objectives by solving the following optimization problems, respectively.

$$\mathbf{P}_{\text{SUM}}^{\text{c2}} : \underset{\substack{x_{n,i} \forall n,i, \\ Z_n, D_{\text{cp},n}, \forall n}}{\text{minimize}} \sum_{n=1}^N \left(\tau D_n P_{\text{cp}} \left(\left(\frac{D_n}{D_{\text{cp},n}} \right)^\beta - 1 \right) + \frac{D_{\text{cp},n} b_n}{Z_n} (\exp(Z_n) + c_n) \right) \quad (46a)$$

subject to (23f), (23g), (43b)–(43d),

$$\sum_{i=1}^N x_{n,i} = 1, \quad \forall n, \quad (46b)$$

$$\sum_{n=1}^N x_{n,i} = 1, \quad \forall i, \quad (46c)$$

$$x_{n,i} \in \{0, 1\}, \quad \forall n, i, \quad (46d)$$

$$\mathbf{P}_{\text{MM}}^{\text{c2}} : \underset{\substack{x_{n,i} \forall n,i, \\ Z_n, D_{\text{cp},n}, \forall n}}{\text{minimize}} \max_{1 \leq n \leq N} \left\{ \tau D_n P_{\text{cp}} \left(\left(\frac{D_n}{D_{\text{cp},n}} \right)^\beta - 1 \right) + \frac{D_{\text{cp},n} b_n}{Z_n} (\exp(Z_n) + c_n) \right\} \quad (47)$$

subject to (23f), (23g), (43b)–(43d), (46b)–(46d),

$$\mathbf{P}_{\text{PF}}^{\text{c2}} : \underset{\substack{x_{n,i} \forall n,i, \\ Z_n, V_n, \forall n}}{\text{minimize}} \sum_{n=1}^N \log \left(\tau D_n P_{\text{cp}} \left(\frac{D_n^\beta}{\exp(\beta V_n)} - 1 \right) + \frac{b_n \exp(V_n)}{Z_n} (\exp(Z_n) + c_n) \right) \quad (48)$$

subject to (23g), (25e), (45b)–(45d), (46b)–(46d).

REFERENCES

- [1] A. Al-Fuqaha, M. Guizani, M. Mohammadi, M. Aledhari, and M. Ayyash, “Internet of Things: A survey on enabling technologies, protocols, and applications,” *IEEE Commun. Surveys Tuts.*, vol. 17, no. 4, pp. 2347–2376, Jun. 2015.
- [2] Z. Dawy, W. Saad, A. Ghosh, J. G. Andrews, and E. Yaacoub, “Toward massive machine type cellular communications,” *IEEE Wireless Commun. Mag.*, vol. 24, no. 1, pp. 120–128, Feb. 2017.
- [3] H. Yetgin, K. T. K. Cheung, M. El-Hajjar, and L. H. Hanzo, “A survey of network lifetime maximization techniques in wireless sensor networks,” *IEEE Commun. Surveys Tuts.*, vol. 19, no. 2, pp. 828–854, Jan. 2017.
- [4] V. Cionca, T. Newe, and V. Dadrlat, “TDMA protocol requirements for wireless sensor networks,” in *Proc. IEEE SENSORCOMM*, Aug. 2008, pp. 30–35.
- [5] D. Niyato, P. Wang, and D. I. Kim, “Performance analysis and optimization of TDMA network with wireless energy transfer,” *IEEE Trans. Wireless Commun.*, vol. 13, no. 8, pp. 4205–4219, Aug. 2014.
- [6] H. Ju and R. Zhang, “Throughput maximization in wireless powered communication networks,” *IEEE Trans. Wireless Commun.*, vol. 13, no. 1, pp. 418–428, Jan. 2014.
- [7] Z. Hadzi-Velkov, I. Nikoloska, G. K. Karagiannidis, and T. Q. Duong, “Wireless networks with energy harvesting and power transfer: Joint power and time allocation,” *IEEE Signal Process. Lett.*, vol. 23, no. 1, pp. 50–54, Jan. 2016.
- [8] P. D. Diamantoulakis and G. K. Karagiannidis, “Maximizing proportional fairness in wireless powered communications,” *IEEE Wireless Commun. Lett.*, vol. 6, no. 2, pp. 202–205, Apr. 2017.
- [9] C. Guo, B. Liao, L. Huang, Q. Li, and X. Lin, “Convexity of fairness-aware resource allocation in wireless powered communication networks,” *IEEE Commun. Lett.*, vol. 20, no. 3, pp. 474–477, Mar. 2016.

- [10] X. Kang, C. K. Ho, and S. Sun, "Optimal time allocation for dynamic-TDMA-based wireless powered communication networks," in *Proc. IEEE GLOBECOM*, Dec. 2014, pp. 3157–3161.
- [11] Q. Wu, W. Chen, and J. Li, "Wireless powered communications with initial energy: QoS guaranteed energy-efficient resource allocation," *IEEE Commun. Lett.*, vol. 19, no. 12, pp. 2278–2281, Dec. 2015.
- [12] S. A. Alvi, B. Afzal, G. A. Shah, L. Atzori, and W. Mahmood, "Internet of multimedia things: Vision and challenges," *Ad Hoc Networks*, vol. 33, pp. 87–111, Oct. 2015.
- [13] T. Srisooksai, K. Keammarungsi, P. Lamsrichan, and K. Araki, "Practical data compression in wireless sensor networks: A survey," *Journal of Network and Computer Applications*, vol. 35, no. 1, pp. 37 – 59, Jan. 2012.
- [14] P. Kasirajan, C. Larsen, and S. Jagannathan, "A new data aggregation scheme via adaptive compression for wireless sensor networks," *ACM Trans. Sen. Netw.*, vol. 9, no. 1, pp. 5:1–5:26, Nov. 2012.
- [15] X. Deng and Y. Yang, "Online adaptive compression in delay sensitive wireless sensor networks," *IEEE Trans. Comput.*, vol. 61, no. 10, pp. 1429–1442, Oct. 2012.
- [16] Y. Wang, D. Wang, X. Zhang, J. Chen, and Y. Li, "Energy-efficient image compressive transmission for wireless camera networks," *IEEE Sensors J.*, vol. 16, no. 10, pp. 3875–3886, May 2016.
- [17] D. Jung, T. Teixeira, and A. Savvides, "Sensor node lifetime analysis: Models and tools," *ACM Trans. Sen. Netw.*, vol. 5, no. 1, pp. 3:1–3:33, Feb. 2009.
- [18] V. Raghunathan, C. Schurgers, S. Park, and M. B. Srivastava, "Energy-aware wireless microsensor networks," *IEEE Signal Process. Mag.*, vol. 19, no. 2, pp. 40–50, Mar. 2002.
- [19] M. Tahir and R. Farrell, "A cross-layer framework for optimal delay-margin, network lifetime and utility tradeoff in wireless visual sensor networks," *Ad Hoc Networks*, vol. 11, no. 2, pp. 701–711, Mar. 2013.
- [20] C. M. Sadler and M. Martonosi, "Data compression algorithms for energy-constrained devices in delay tolerant networks," in *Proc. SENSYS, ACM*, Nov. 2006, pp. 265–278.
- [21] S. Alvi, X. Zhou, and S. Durrani, "Optimal compression and transmission rate control for node-lifetime maximization," *IEEE Trans. Wireless Commun.*, vol. 17, no. 11, pp. 7774–7788, Nov. 2018.
- [22] S. A. Alvi, X. Zhou, and S. Durrani, "A lifetime maximization scheme for a sensor based MTC device," in *Proc. IEEE GLOBECOM*, Dec. 2018.
- [23] W. Liu, X. Zhou, S. Durrani, H. Mehrpouyan, and S. D. Blostein, "Energy harvesting wireless sensor networks: Delay analysis considering energy costs of sensing and transmission," *IEEE Trans. Wireless Commun.*, vol. 15, no. 7, pp. 4635–4650, Jul. 2016.
- [24] A. Laya, L. Alonso, and J. Alonso-Zarate, "Is the random access channel of LTE and LTE-A suitable for M2M communications? a survey of alternatives," *IEEE Commun. Surveys Tuts.*, vol. 16, no. 1, pp. 4–16, Dec. 2014.
- [25] S. C. Liew and Y. J. Zhang, "Proportional fairness in multi-channel multi-rate wireless networks-Part I: the case of deterministic channels with application to AP association problem in large-scale WLAN," *IEEE Trans. Wireless Commun.*, vol. 7, no. 9, pp. 3446–3456, Sep. 2008.
- [26] M. K. Banavar, C. Tepedelenlioglu, and A. Spanias, "Estimation over fading channels with limited feedback using distributed sensing," *IEEE Trans. Signal Process.*, vol. 58, no. 1, pp. 414–425, Jan. 2010.
- [27] Q. Wu, M. Tao, D. W. K. Ng, W. Chen, and R. Schober, "Energy-efficient resource allocation for wireless powered communication networks," *IEEE Trans. Wireless Commun.*, vol. 15, no. 3, pp. 2312–2327, Mar. 2016.
- [28] A. Goldsmith, *Wireless communications*. Cambridge University Press, Aug. 2005.
- [29] Q. Wu, G. Y. Li, W. Chen, and D. W. K. Ng, "Energy-efficient D2D overlaying communications with spectrum-power trading," *IEEE Trans. Wireless Commun.*, vol. 16, no. 7, pp. 4404–4419, Jul. 2017.

- [30] T. Bonald, L. Massoulié, A. Proutière, and J. Virtamo, “A queueing analysis of max-min fairness, proportional fairness and balanced fairness,” *Queueing Systems*, vol. 53, no. 1, pp. 65–84, Jun. 2006.
- [31] F. P. Kelly, “Charging and rate control for elastic traffic,” *Euro. Trans. Telecommun.*, vol. 8, no. 1, pp. 7–20, Jan.-Feb. 1997.
- [32] J. F. Bonnans, J. C. Gilbert, C. Lemaréchal, and C. Sagastizábal, *Numerical Optimization Theoretical and Practical Aspects*, 2nd ed. Springer, Aug. 2006.
- [33] R. Fourer, D. M. Gay, and B. W. Kernighan, *AMPL: A Mathematical Programming Language*. In: Wallace S.W. (eds) *Algorithms and Model Formulations in Mathematical Programming. NATO ASI Series (Series F: Computer and Systems Sciences)*. Springer, Berlin, Heidelberg, Apr. 1989, vol. 51.
- [34] P. Belotti, J. Lee, L. Liberti, F. Margot, and A. Wächter, “Branching and bounds tightening techniques for non-convex MINLP,” *Optimization Methods and Software*, vol. 24, no. 4-5, pp. 597–634, Aug. 2009.
- [35] “Couenne, an exact solver for nonconvex MINLPs,” 2006. [Online]. Available: <https://projects.coin-or.org/Couenne/>
- [36] S. Boyd and V. Lieven, *Convex optimization*. Cambridge University Press, Mar. 2004.