

DYNAMICALLY OPTIMAL TREATMENT ALLOCATION USING REINFORCEMENT LEARNING

KARUN ADUSUMILLI, FRIEDRICH GEIECKE & CLAUDIO SCHILTER

ABSTRACT. Consider a situation wherein a stream of individuals arrive sequentially - for example when they get unemployed - to a social planner. Once each individual arrives, the planner needs to decide instantaneously on an action or treatment assignment - for example offering job training - while taking into account various institutional constraints such as limited budget and capacity. In this paper, we show how one can use offline observational data to estimate an optimal policy rule that maximizes ex-ante expected welfare in this dynamic context. Importantly, we are able to find the optimal policy within a pre-specified class of policy rules. The policies may be restricted for computational, legal or incentive compatibility reasons. For each policy, we show that a Partial Differential Equation (PDE) characterizes the evolution of the value function under that policy. Using the data, one can write down a sample version of the PDE that provides estimates of these value functions. We then propose a modified Reinforcement Learning algorithm to solve for the policy rule that achieves the best value in the pre-specified class. The algorithm is easily implementable and computationally efficient, with speedups achieved through multiple reinforcement learning agents simultaneously learning the problem in parallel processes. By exploiting the properties of the PDEs, we show that the average social welfare attained by the estimated policy rule converges at a $n^{-1/2}$ rate to the maximum attainable within the specified class of policy functions; this is the same rate as that obtained in the static case. Finally we also allow for non-compliance using instrumental variables, and show how one can accommodate compliance heterogeneity in a dynamic setting.

This version: November 27, 2021

We would like to thank Debopam Bhattacharya, Wouter Den Haan, Toru Kitagawa, Aleksey Tetenov, and seminar participants at University of Pennsylvania, Greater NY area Econometrics conference and the CEMMAP/UCL workshop on Personalized Treatment for helpful comments.

1. INTRODUCTION

Consider a situation wherein a stream of individuals arrive sequentially - for example when they get unemployed - to a social planner. Once each individual arrives, our planner needs to decide what kind of action or treatment assignment - for example whether or not to offer free job training - to provide to the individual, while taking into account various institutional constraints such as limited budget and capacity. The decision on the treatment has to be taken instantaneously, without knowledge of the characteristics of future individuals, though of course the planner can, and should, form expectations over these future characteristics. Once an action is taken, the individual is assigned to a specific treatment, leading to a reward, i.e a change in the utility for that individual. The planner does not observe these rewards directly since they may be only realized much later, but she can estimate them using data from some past observational studies. The action of the planner does however generate an observed change to the institutional variables, such as budget or capacity. The planner takes note of these changed constraints, and waits for the next individual to arrive. The process then repeats until either time runs out or terminal constraints are hit, e.g, when budget or capacity is depleted.

The above setup nests many important applications including selecting and supporting people or projects with a fixed annual or quarterly budget or capacity. Indeed, we contend that this is a common situation across governmental and non-governmental settings. Job training, development aid, or any form of credit are only three examples that illustrate the importance of reaching the best allocation decisions. In this paper, we show how one can leverage randomized control trial or observational data to estimate the optimal treatment assignment rule or policy function in this dynamic context that maximizes ex-ante expected welfare.

If the dynamic aspect can be ignored, there exist a number of methods to estimate an optimal policy function that maximizes social welfare, starting from the seminal contribution of Manski (2004), and further extended by Hirano and Porter (2009), Stoye (2009, 2012), Chamberlain (2011), Bhattacharya and Dupas (2012) and Tetenov (2012), among others. More recently, Kitagawa and Tetenov (2018), and Athey and Wager (2018) have proposed using Empirical Welfare Maximization (EWM) in this context. While these papers address the question of optimal treatment allocation under co-variate heterogeneity, the resulting treatment rule is static in that it does not change with time, nor with current values of institutional constraints such as budget and capacity. Moreover, such rules assume that the population of individuals under consideration is observable, which is not the case in our setup since individuals arrive sequentially. We also impose the requirement that the institutional constraints (e.g limited budget) hold ex-post. This too is in contrast to previous work which either required the constraints to hold on average (e.g Bhattacharya and Dupas, 2012), or employed a purely random allocation when the constraints were not met (e.g Kitagawa and Tetenov, 2018). Note that the latter essentially implies using a different welfare criterion than the standard ex-ante expected welfare criterion.

On the other hand, there also exist a number of methods for estimating the optimal treatment assignment policy using sequential or ‘online’ data. This is known as the contextual bandit problem, and a number of authors have proposed online learning algorithms for this purpose

including Dudik *et al* (2011), Agarwal *et al* (2014), Russo and van Roy (2016) and Dimakopoulou *et al* (2017). The central concern in bandit problems is the tradeoff between exploration, for estimating the optimal treatment rule, and exploitation, for applying the best current policy function. However, the eventual policy function that is learnt is still static in the sense of not changing with institutional constraints or time. By contrast, we do not attempt the question of exploration; indeed, the data we use is ‘offline’ in the sense of being observed historically. However dynamics arise in our context due to inter-temporal tradeoffs: the social planner has to weigh the utility gain from treating an individual arriving today against the possibility that she may run out of budget or capacity for treating a more deserving individual in the future.

Perhaps the closest set of results to our work is from the literature on dynamic treatment regimes. We refer to Laber *et al* (2014) and Chakraborty and Murphy (2014) for an overview. Dynamic treatment regimes consist of a sequence of individualized treatment decisions for health related interventions. Like our paper this involves solving a Bellman equation. However the number of stages or decision points is quite small, typically between 1 and 3. By contrast, the number of decision points (which is inversely related to frequency of arrivals) in our setting is very high, and in fact we will find it more convenient to take the limit as the arrivals become continuous and formulate the model as a differential equation. Additionally, in our paper, we aim to find the optimal policy within a pre-specified class of policy rules. As explained by Kitagawa and Tetenov (2018), one may wish to do this for computational, legal or incentive compatibility reasons. We thus propose algorithms to solve for the optimum in a restricted policy class. This is typically not a concern in dynamic treatment regimes. Finally, the data requirements are very different. Dynamic treatment regimes are estimated from Sequential, Multiple, Assignment Randomized Trials (SMART) (Murphy, 2005; Lei *et al.*, 2012), where participants move through two or three stages of treatment, which is randomized in each stage. By contrast we only make use of a single RCT. Each individual in our setup is only exposed to treatment once. The dynamics are faced not by the individual, but by the social planner.

In this paper we propose techniques for estimating an optimal policy function that maps the current state variables of observed characteristics and institutional constraints to probabilities over the set of actions. We treat the class of policy functions as given. Then for any policy from that class, we can write down a Partial Differential Equation (PDE) that characterizes the evolution of the expected value function under that policy, where the expectation is taken over the distribution of the individual covariates. Using the data, we can similarly write down a sample version of the PDE that provides estimates of these value functions. The estimated policy rule (within the candidate class) is the one that maximizes the estimated value function at the initial time period. By comparing the two PDEs, we can uniformly bound the difference in their corresponding solutions, i.e the value functions. We then use this to in turn bound the welfare regret from using the estimated policy rule relative to the optimal policy in the candidate class. We find that the regret is of the (probabilistic) order $n^{-1/2}$; this is the same rate as that obtained by Kitagawa and Tetenov (2018) in the static simultaneous allocation case. And also as in Kitagawa and Tetenov (2018), the rate depends on the complexity of the policy function class being considered, as indexed by its VC dimension. In contrast to the previous literature on

this topic, however, there is no close connection between treatment choice and classification in the dynamic setting. Hence our theoretical results are based on exploiting the properties of the PDEs using novel techniques that may be of independent interest. Our techniques also allow for potentially non-differentiable value functions through the notion of viscosity solutions to PDEs.

In terms of computation, we approximate the PDEs with suitable dynamic programming problems by discretizing the number of arrivals. We then propose a modified Reinforcement Learning algorithm that can be applied on the latter and that achieves the best value in a pre-specified class of policy rules. Previous work in this literature in economics has used Generalized Policy Iteration (see e.g Benitez-Silva *et al*, 2000). While this method works well with discrete states, there are two major drawbacks: First, the algorithm becomes cumbersome even with a few continuous states.¹ Second, and more importantly, it does not allow for restricting the solution to a pre-specified class of policy rules. In this paper, we propose a modified Reinforcement Learning (RL) algorithm to solve this problem.² We adapt the Actor-Critic algorithm (e.g Sutton *et al*, 2000; Bhatnagar *et al*, 2009) that has been applied recently to great effect in applications as diverse as playing Atari games (Mnih *et al*, 2015) and medical diagnosis (De Fauw *et al*, 2018). This appears to be a novel approach to the solution of Hamilton-Jacobi-Bellman type PDEs. In addition to boasting of strong convergence properties, our algorithm is also parallelizable, which translates to very substantial computational gains.

We also outline the computational and numerical properties our algorithm. On the computational side, we prove that it converges to a well defined optimum. This is based on the convergence of stochastic gradient descent, and we are able to directly employ theorems from the RL literature to this effect. On the numerical approximation side, we use results from the theory of viscosity solutions to provide conditions on the level of discretization so that the numerical error from this is negligible compared to the statistical error in the regret bounds.

Finally, we also incorporate non-compliance in our dynamic environment. Under instrument monotonicity, the only population subgroup for whom the social planner can affect a change in welfare are the compliers. For always-takers and never-takers the social planner would always end up treating the former and never treating the latter. Hence we can still perform welfare maximization using identified quantities, i.e the local average treatment effect, and the conditional probabilities of being in each of the sub-groups given the covariates.

We illustrate the feasibility of our algorithm using data from the Job Training Partnership Act (hereafter JTPA). We incorporate dynamic considerations into this setting in the sense that the planner has to choose whether to send individuals for training as they arrive sequentially. The planner faces a budget constraint, and the population distribution of arrivals is also allowed to change with time. We consider policy rules composed of 5 continuous state variables (3 individual covariates along with time and budget), to which we add some interaction terms. We then apply our Actor-Critic algorithm to estimate the optimal policy rule.

¹Continuous states may be handled through discretization or parametric policy iteration. The former is typically slower and suffers from a strong curse of dimensionality (see Benitez-Silva *et al*, 2000, Section 2.5); while the latter requires numerical integration which is also very demanding with more than a few states. Also, there is no proof of convergence for parametric policy iteration, and it is known that it fails to converge in some examples.

²We refer to Sutton and Barto (2018) for a detailed comparison of recent RL algorithms with policy iteration.

2. AN ILLUSTRATIVE EXAMPLE: DYNAMIC TREATMENT ALLOCATION WITH BUDGET OR CAPACITY CONSTRAINTS

To illustrate our setup and methods consider the following example: A social planner wants to provide training to unemployed people. The planner starts with a fixed budget that she can use to fund the training. Individuals arrive sequentially when they get unemployed, and the planner is required to provide an instantaneous decision on whether to allocate training to each individual as he/she arrives. The planner makes a decision based on the current budget and the characteristics of the individual. In particular, some individuals benefit more from the treatment than others, so the planner has to decide whether to provide training to the current individual, or to hold off for a more eligible applicant at the risk of losing some utility due to discounting. To help the planner decide, she can draw on information from a historical Randomized Control Trial (RCT) on the effect of training, along with data on past dynamics of unemployment. We assume in this section that the waiting time between arrivals is drawn from an exponential distribution that does not vary with time, and also that the cost of training is the same for all individuals. This allows us to characterize the problem in terms of Ordinary Differential Equations (ODEs), which greatly simplifies the analysis. We consider more general setups, leading to Partial Differential Equations (PDEs), in the next section.

Formally, let x denote the vector of characteristics on individual, based on which the planner makes a decision on whether to provide training ($a = 1$) or not ($a = 0$). The current budget is denoted by z . Once an action, a , has been chosen, the planner receives a reward, i.e a change in social welfare, of $Y(a)$ that is equivalent to the potential outcome of the individual under action a . We shall assume that $Y(a)$ is affected by the covariates x but not the budget. Define $r(x, a) = E[Y(a)|x]$ as the expected (instantaneous) reward for the social planner when the planner chooses action a for an individual with characteristics x . Since we only consider additive welfare criteria in this paper, we may normalize $r(x, 0) = 0$, and set $r(x, 1) = E[Y(1) - Y(0)|x]$. Note that we can accommodate various welfare criteria, as long as they are utilitarian, by redefining the potential outcomes.

If the planner takes action $a = 1$, her budget is depleted by c , otherwise it stays the same. The next individual arrives after a waiting time Δt given by an exponential distribution $\text{Exp}(\lambda)$. Each time a new individual arrives, the covariates for the individual are assumed to be drawn from a distribution F that is fixed but unknown. The utility from treating successive individuals is discounted exponentially by $e^{-\beta\Delta t}$.

Let N represent the expected discounted number of individuals that the planner would face i.e, $N = E[e^{-\beta\Delta t_1} + e^{-\beta(\Delta t_1 + \Delta t_2)} + \dots]$, where Δt_i is the waiting time between individual i and $i + 1$. We shall use N to normalize time so that $\Delta t \sim \frac{1}{N}\text{Exp}(1)$. Similarly, we also normalize budget so that $c = 1/N$.³ Hence z can now be interpreted as the fraction of people who could be potentially treated by the current budget. Note that the expected discount factor is now given by $E[e^{-\beta\Delta t}] = 1 - \frac{\tilde{\beta}}{N}$ where $\tilde{\beta} = \beta + O(N^{-1})$.⁴ For simplicity, we shall let $\tilde{\beta} = \beta$.

³One still requires knowledge of λ and c to get back the solution in terms of physical time and budget.

⁴We have abused the notation a bit: the value of β should change with the time normalization, but we use the same notation.

The planner chooses a policy function $\pi(a|x, z)$ that maps the current state variables x, z to a probabilistic choice over the set of actions:

$$\pi(\cdot|x, z) : (x, z) \longrightarrow [0, 1].$$

The aim of the social planner is to determine a policy rule that maximizes expected welfare after discounting. Let $v_\pi(x, z)$ denote the value function for policy π , defined as the expected welfare from implementing policy $\pi(\cdot|x, z)$ starting from the state (x, z) . In other words,

$$v_\pi(x, z) = E \left[\frac{1}{N} \sum_{i=1}^{\infty} e^{-\beta T_i} r(x_i, 1) \pi(1|x_i, z_i) \middle| x, z \right],$$

where the expectation is joint over the times of arrival $T_i := \sum_{j=1}^i \Delta t_j$, covariates $x \sim F$ and z_i which evolves according to the distribution of x and the randomization of the policy $\pi(\cdot)$. It is more convenient to represent $v_\pi(z, t)$ in a recursive form as the fixed point to the equations⁵

$$v_\pi(x, z) = \frac{r(x, 1)}{N} \pi(1|x, z) + \left(1 - \frac{\beta}{N}\right) E_{x' \sim F} \left[v_\pi \left(x', z - \frac{1}{N} \right) \pi(1|x, z) + v_\pi(x', z) \pi(0|x, z) \right]$$

for $z > 1/N$

$$v_\pi(x, 0) = 0.$$

We can obtain more insight into the model if we integrate out x . This gives us the integrated value function, which we also call the h -function:

$$h_\pi(z) = E_{x \sim F} [v_\pi(x, z)].$$

Define $\bar{\pi}(a|z) = E_{x \sim F} [\pi(a|x, z)]$ and $\bar{r}_\pi(z) = E_{x \sim F} [r(x, 1) \pi(1|x, z)]$. We can also obtain $h_\pi(\cdot)$ as the solution to the recursive equations

$$(2.1) \quad h_\pi(z) = \frac{\bar{r}_\pi(z)}{N} + \left(1 - \frac{\beta}{N}\right) \left\{ h_\pi \left(z - \frac{1}{N} \right) \bar{\pi}(1|z) + h_\pi(z) \bar{\pi}(0|z) \right\} \text{ for } z > 1/N,$$

$$h_\pi(0) = 0.$$

In practice the value of N is very large, so that budget is almost continuous. In such cases it is more convenient to work with the limiting version of (2.1) as $N \rightarrow \infty$. To this end let us subtract $\left(1 - \frac{\beta}{N}\right) h_\pi(z)$ from both sides of equation (2.1), multiply both sides by N and take the limit as $N \rightarrow \infty$. We then end up with the following Ordinary Differential Equation (ODE) for the evolution of $h_\pi(\cdot)$:

$$(2.2) \quad \beta h_\pi(z) = \bar{r}_\pi(z) - \bar{\pi}(1|z) \partial_z h_\pi(z), \quad h_\pi(0) = 0,$$

where ∂_z denotes the differential operator with respect to z , and $h_\pi(0) = 0$ is the initial condition for the ODE.⁶ (2.2) is similar to the well known Hamilton-Jacobi-Bellman (HJB) equation. The key difference however is that (2.2) determines the evolution of $h_\pi(\cdot)$ under a specified policy, while the HJB equation provides an equation for the evolution of the value function under an optimal policy. Both the discrete and continuous forms (2.1), (2.2) are insightful: we use the

⁵We assume for simplicity that z is always in multiples of $1/N$.

⁶The Picard-Lindeöf theorem guarantees a unique solution to (2.2) as long as $\bar{r}_\pi(z)$ and $\bar{\pi}(1|z)$ are continuous.

discrete version for computation, while the ODE version is more convenient for our theoretical results.

The social planner's decision problem is then to choose the optimal policy π^* that maximizes the ex-ante expected welfare $h_\pi(z_0)$, over a pre-specified class of policies Π , where z_0 denotes the initial value of the budget:

$$\pi^* = \arg \max_{\pi \in \Pi} h_\pi(z_0).$$

How should the planner choose Π ? Let us first look at the first best policy function:

$$\pi_{FB}^*(1|x, z) = \mathbb{I} \left\{ r(x, 1) + \partial_z h_{\pi_{FB}^*}(z) > 0 \right\}.$$

While $\pi_{FB}^*(\cdot)$ maximizes the planner's welfare, it suffers from two main drawbacks: First, estimation of $\pi_{FB}^*(1|x, z)$ is computationally expensive when the dimension of states is very large. One would have to solve for π_{FB}^* by backward induction over a potentially large number of individuals N (it will typically be easier to solve for $\pi_{FB}^*(\cdot)$ using the discrete version of the problem). Second, $\pi_{FB}^*(1|x, z)$ is highly non-linear in x, z , and the social planner may prefer policies that are simpler for legal, ethical or incentive compatibility reasons. For instance, if the policy function is highly non-linear in z , individuals may rationally decide to arrive at slightly different times when the budget is different. Kitagawa & Tetenov (2018) provide various arguments as to why it would be useful to restrict the complexity of $\pi(1|x, z)$ with respect to x in the static case. Ultimately, the choice of Π depends on computational and policy considerations of the planner. For our theoretical results we take this as given and consider a class Π of policies indexed by some (possibly infinite dimensional) parameter θ .

Our results on computation are only slightly more restrictive in that we require $\pi_\theta(\cdot)$ to be differentiable in θ . This still allows for rich spaces of policy functions. A rather convenient one that we use in our empirical results is the class of exponential soft-max functions. To describe this, let $f(x, z)$ denote a vector of basis functions of dimension k over the space of (x, z) . The soft-max function takes the form

$$\pi_\theta(1|x, z) = \frac{\exp(\theta' f(x, z))}{1 + \exp(\theta' f(x, z))}$$

for some parameter θ . In this case, the set of all possible policy functions considered would be the parametric class $\Pi \equiv \{\pi_\theta(\cdot|s) : \theta \in \Theta\}$, for some compact set Θ . An advantage of the softmax form is that it can be used to approximate any deterministic policy arbitrarily well. Indeed, it can approximate $\pi_{FB}^*(\cdot)$ if one chooses the dimension k of the basis to be large enough. At the same time, it permits greater freedom than a deterministic policy since in problems with significant function approximation, the best approximate policy is usually stochastic. Other choices of policy classes are also possible, e.g multi-layer neural networks. In Section 6.4 we additionally discuss how one could work with deterministic classes of policy rules such as the linear and generalized eligibility rules considered in Kitagawa and Tetenov (2018).

In what follows, we specify the policy class as $\Pi \equiv \{\pi_\theta(\cdot) : \theta \in \Theta\}$ and denote $h_\theta \equiv h_{\pi_\theta}$ along with $\bar{r}_\theta \equiv \bar{r}_{\pi_\theta}$. The social planner's problem is then

$$(2.3) \quad \theta^* = \arg \max_{\theta \in \Theta} h_\theta(z_0).$$

Clearly (2.3) is not feasible as one does not know $r(x, 1)$, nor the distribution F to calculate $h_\theta(z)$. However the planner does have access to an RCT. Let us assume that the RCT consists of an iid draw of size n from the distribution F . The empirical distribution F_n of these observations is thus a good proxy for F . Let W denote the treatment assignment in the RCT data. We also let $\mu(x, w) = E[Y(w)|X = x, W = w]$ denote the conditional expectations for $w = 0, 1$, and $p(x)$, the propensity score. We can then estimate $r(x, 1)$ in many different ways. We recommend a doubly robust method, e.g. (see Athey and Wager, 2018)

$$\hat{r}(x, 1) = \hat{\mu}(x, 1) - \hat{\mu}(x, 0) + (2W - 1) \frac{Y - \hat{\mu}(x, W)}{W\hat{p}(x) + (1 - W)(1 - \hat{p}(x))},$$

where $\hat{\mu}(x, w)$ and $\hat{p}(x)$ are non-parametric estimates of $\mu(x, w)$ and $p(x)$ respectively, and Y is the observed outcome variable. In practice, $\hat{\mu}(x, w)$ can be obtained through series regression, or LASSO; while $\hat{p}(x)$ can be obtained using a logistic regression or logistic LASSO.

Define $\hat{\pi}_\theta(a|z) = E_{x \sim F_n}[\pi_\theta(a|x, z)]$ and $\hat{r}_\theta(z) = E_{x \sim F_n}[r(x, 1)\pi_\theta(1|x, z)]$. Based on the knowledge of $\hat{r}(\cdot)$ and F_n , we can calculate the sample version of the h -function in the discrete case as the solution to the recursive equations:

$$(2.4) \quad \begin{aligned} \hat{h}_\theta(z) &= \frac{\hat{r}_\theta(z)}{N} + \left(1 - \frac{\beta}{N}\right) \left\{ \hat{h}_\theta\left(z - \frac{1}{N}\right) \hat{\pi}_\theta(1|z) + \hat{h}_\theta(z) \hat{\pi}_\theta(0|z) \right\} \text{ for } z > 1/N, \\ \hat{h}_\theta(0) &= 0. \end{aligned}$$

Alternatively, in the limit as $N \rightarrow \infty$, we have the following ODE:

$$(2.5) \quad \beta \hat{h}_\theta(z) = \hat{r}_\theta(z) - \hat{\pi}_\theta(1|z) \partial_z \hat{h}_\theta(z), \quad \hat{h}_\theta(0) = 0.$$

Using $\hat{h}_\theta(\cdot)$ we can solve a sample version of the social planner's problem:

$$\hat{\theta} = \arg \max_{\theta \in \Theta} \hat{h}_\theta(z_0).$$

Given θ , one could solve for \hat{h}_θ by backward induction starting from $z = 1/N$ using (2.4). In this simple example this is feasible as long as N is not too large, but note that one would still need to calculate the summations $E_{x \sim F_n}[\pi_\theta(a|x, z)]$ and $E_{x \sim F_n}[r(x, 1)\pi_\theta(1|x, z)]$ for all the possible values of z . But even where solving for $\hat{h}_\theta(z_0)$ is feasible, we yet have to maximize this over $\theta \in \Theta$. Such a strategy is computationally too demanding.⁷ Therefore in this paper we advocate a Reinforcement Learning algorithm that directly ascends along the gradient of $\hat{h}_\theta(z_0)$ and simultaneously calculates $\hat{h}_\theta(z_0)$ in the same series of steps. This makes the algorithm very efficient. We describe this in greater detail in Section 4.

In the remainder of this section, we briefly outline the theory behind our approach. The derivations here are informal, but provide intuition for our formal results in Section 5.

2.1. Regret bounds. Suppose now we have computed $\hat{\theta}$. We would like to know how this compares to θ^* in terms of the regret $h_{\theta^*}(z_0) - h_{\hat{\theta}}(z_0)$. The bound for this depends on the sample size n and the complexity of the space $\Pi = \{\pi_\theta : \theta \in \Theta\}$. One way to determine the complexity of Π is by its Vapnik-Cervonenkis (VC) dimension. In particular, denote by v the

⁷Alternatively, one could solve ODE (2.5) directly, but this also has the same complexity.

VC-subgraph index of the collections of functions

$$\mathcal{I} = \{\pi_\theta(1|\cdot, z) : z \in [0, z_0], \theta \in \Theta\}$$

indexed by z and θ . We shall assume that v is finite. Kitagawa and Tetenov (2018) were the first to characterize the regret in the static setting in terms of the VC dimension of Π . Relative to this, our definition of the complexity differs in two respects: First, our policy functions are probabilistic (but cover deterministic treatment rules as special cases). Second, for the purposes of calculating the VC dimension, we treat z as an index to the functions $\pi_\theta(1|\cdot, z)$, similarly to θ . In other words $\pi_\theta(1|\cdot, z_1)$ and $\pi_\theta(1|\cdot, z_2)$ with the same θ are treated as different functions. This is intuitive since how rapidly the policy rules change with budget is also a measure of their complexity. Note that the VC index of \mathcal{I} is not $\dim(\theta)$ when θ is Euclidean, but is in fact smaller. To illustrate, suppose that x is univariate and

$$\mathcal{I} \equiv \{\text{Logit}(g_1(z) + g_2(z)x) : g_1, g_2 \text{ are arbitrary functions}\}.$$

In this case the VC-subgraph index of \mathcal{I} is at most 2. This is because the VC-subgraph index of the class of functions $\mathcal{F} = \{f : f(x) = a + xb \text{ over } a, b \in \mathbb{R}\}$ is 2 since \mathcal{F} lies in the (two dimensional) vector space of the functions $1, x$. The VC-subgraph index of \mathcal{I} is the same or lower than that of \mathcal{F} (since the logit transformation is monotone), hence $v \leq 2$ in this example.

We now show how one can derive probabilistic bounds for the regret $h_{\theta^*}(z_0) - h_{\hat{\theta}}(z_0)$. First, under the assumption of finite VC dimension and other regularity conditions, it is possible to show that for doubly robust estimates of the rewards (see e.g, Athey and Wager, 2018),

$$(2.6) \quad \begin{aligned} E_{x \sim F} \left[\sup_{\theta \in \Theta, z \in [0, z_0]} |\bar{r}_\theta(z) - \hat{r}_\theta(z)| \right] &\leq C_0 \sqrt{\frac{v}{n}}, \\ E_{x \sim F} \left[\sup_{\theta \in \Theta, z \in [0, z_0]} |\bar{\pi}_\theta(1|z) - \hat{\pi}_\theta(1|z)| \right] &\leq C_0 \sqrt{\frac{v}{n}} \end{aligned}$$

for some universal constant $C_0 < \infty$. The above implies that the ODEs (2.2) and (2.5) governing the motion of $h_\theta(z)$ and $\hat{h}_\theta(z)$ are very similar, which indicates that $h_\theta(\cdot)$ and $\hat{h}_\theta(\cdot)$ should be uniformly close. Formally, denote $\hat{\delta}_\theta(z) = h_\theta(z) - \hat{h}_\theta(z)$. Now under some regularity conditions (made precise in Section 5), it can be shown that $\sup_{\theta \in \Theta, z \in [0, z_0]} |h_\theta(z)| < \infty$. Then from (2.2) and (2.5), we have

$$\partial_z \hat{\delta}_\theta(z) = \frac{-1}{\bar{\pi}_\theta(1|z)} \beta \hat{\delta}_\theta(z) + \frac{\bar{r}_\theta(z)}{\bar{\pi}_\theta(1|z)} - \frac{\hat{r}_\theta(z)}{\hat{\pi}_\theta(1|z)} + \left(\frac{1}{\hat{\pi}_\theta(1|z)} - \frac{1}{\bar{\pi}_\theta(1|z)} \right) \beta \hat{h}_\theta(z); \quad \hat{\delta}_\theta(0) = 0$$

or

$$(2.7) \quad \partial_z \hat{\delta}_\theta(z) = \frac{-1}{\bar{\pi}_\theta(z)} \beta \hat{\delta}_\theta(z) + K_\theta(z); \quad \hat{\delta}_\theta(0) = 0,$$

where

$$E_{x \sim F} \left[\sup_{\theta \in \Theta, z \in [0, z_0]} |K_\theta(z)| \right] \leq M \sqrt{v/n}$$

for some $M < \infty$ by (2.6) and the uniform boundedness of $h_\theta(z)$, assuming that $\bar{\pi}_\theta(z)$ is uniformly bounded away from 0 (this is an additional requirement we place on the policy class Π , but it is rather mild: any reasonable policy function should have a finite probability of

treatment as long as some fraction of the population always benefits from it). Rewriting (2.7) in integral form and taking the modulus on both sides, we obtain

$$\left| \hat{\delta}_\theta(z) \right| \leq zM \sqrt{\frac{v}{n}} + \int_0^z \frac{1}{\bar{\pi}_\theta(\omega)} \beta \left| \hat{\delta}_\theta(\omega) \right| d\omega,$$

based on which we can conclude via Grönwall's inequality that

$$\left| \hat{\delta}_\theta(z) \right| \leq M_1 \sqrt{\frac{v}{n}}$$

uniformly over all $\theta \in \Theta, z \in [0, z_0]$, for some $M_1 < \infty$ - here, all the inequalities should be interpreted as holding with probability approaching one under F . The above discussion implies

$$h_{\theta^*}(z_0) - h_{\hat{\theta}}(z_0) \leq 2 \sup_{\theta \in \Theta, z \in [0, z_0]} \left| \hat{\delta}_\theta(z) \right| \leq 2M_1 \sqrt{\frac{v}{n}}$$

with probability approaching one under F . Hence through this derivation, we have shown that the regret declines as $\sqrt{v/n}$, which is the same rate that Kitagawa and Tetenov (2018) derived for the static case.

2.2. Discretization and numerical error. As we mentioned earlier, we do not recommend using the ODE version of the problem to solve for $\hat{\theta}$. Instead, it is usually much quicker to solve a discrete analogue of the problem as in (2.4). Now in practice N maybe unknown or too large, but in either case we can simply employ any suitably large normalizing factor b_n , and solve the recurrence relation

$$(2.8) \quad \tilde{h}_\theta(z) = \frac{\bar{r}_\theta(z)}{b_n} + \left(1 - \frac{\beta}{b_n}\right) \left\{ \tilde{h}_\theta \left(z - \frac{1}{b_n} \right) \bar{\pi}_\theta(1|z) + \tilde{h}_\theta(z) \bar{\pi}_\theta(0|z) \right\}$$

for $\tilde{h}_\theta(\cdot)$ together with the initial condition $\tilde{h}_\theta(0) = 0$. We are now faced with the issue of choosing b_n so that $\tilde{h}_\theta(\cdot)$ is sufficiently close to $\hat{h}_\theta(\cdot)$ obtained from (2.5).

To answer this, we first note that \hat{h}_θ and $\partial_z \hat{h}_\theta$ are both Lipschitz continuous uniformly in θ under some regularity conditions (c.f Section 5). Lipschitz continuity of $\partial_z \hat{h}_\theta$ implies

$$\hat{h}_\theta(z) = \frac{\bar{r}_\theta(z)}{b_n} + \left(1 - \frac{\beta}{b_n}\right) \left\{ \hat{h}_\theta \left(z - \frac{1}{b_n} \right) \bar{\pi}_\theta(1|z) + \hat{h}_\theta(z) \bar{\pi}_\theta(0|z) \right\} + \frac{B_\theta(z)}{b_n^2},$$

where $|B_\theta(z)| \leq B < \infty$ uniformly over θ and z . Then defining $\tilde{\delta}_\theta(z) = \hat{h}_\theta(z) - \tilde{h}_\theta(z)$, and subtracting (2.8) from the previous display equation, we get

$$\tilde{\delta}_\theta(z) = \left(1 - \frac{\beta}{b_n}\right) \left\{ \tilde{\delta}_\theta \left(z - \frac{1}{b_n} \right) \bar{\pi}_\theta(1|z) + \tilde{\delta}_\theta(z) \bar{\pi}_\theta(0|z) \right\} + \frac{B_\theta(z)}{b_n^2}.$$

Now let $\mathcal{Z}(n) = \{1/b_n, 2/b_n, \dots, z_0\}$. From the previous display equation, it follows

$$\sup_{\theta \in \Theta, z \in \mathcal{Z}_n} |\tilde{\delta}_\theta(z)| \leq \left(1 - \frac{\beta}{b_n}\right) \sup_{\theta \in \Theta, z \in \mathcal{Z}_n} |\tilde{\delta}_\theta(z)| + \frac{B}{b_n^2},$$

which implies $\sup_{\theta \in \Theta, z \in \mathcal{Z}_n} |\tilde{\delta}_\theta(z)| \leq B/b_n$ upon rearrangement. So far $\tilde{h}_\theta(\cdot)$ was only defined for multiples of b_n , but we can extend it to all of $[0, z_0]$ by setting $\tilde{h}_\theta(z) = \tilde{h}_\theta(b_n \lfloor z/b_n \rfloor)$. Combining the above with the (uniform) Lipschitz continuity of $\hat{h}_\theta(\cdot)$, we obtain

$$\sup_{\theta \in \Theta, z \in [0, z_0]} |\tilde{\delta}_\theta(z)| = O\left(\frac{1}{b_n}\right).$$

Suppose that θ were estimated using (2.8) as

$$\tilde{\theta} = \arg \max_{\theta \in \Theta} \tilde{h}_{\theta}(z_0).$$

Then in view of the previous discussion,

$$h_{\theta^*}(z_0) - h_{\tilde{\theta}}(z_0) \leq 2M_1 \sqrt{\frac{v}{n}} + 2 \sup_{\theta \in \Theta, z \in [0, z_0]} |\tilde{\delta}_{\theta}(z)| = 2M_1 \sqrt{\frac{v}{n}} + O\left(\frac{1}{b_n}\right).$$

Hence the numerical error from discretization declines at the rate b_n^{-1} . In particular, as long as b_n is chosen to be substantially bigger than \sqrt{n} , this approximation error is dwarfed by the statistical error from the regret bound derived in Section 2.1.

3. GENERAL SETUP

In this section, we generalize the setup of Section 2 in two ways: First we let the waiting times vary with t so that time now becomes a state variable. Second, we allow for the evolution of z to depend on the previous state variable (x, z, t) . Among other things, this allows for situations in which the cost of treatment is different for people with different covariates. We do not aim to provide the most general model, but rather envision this as a template to demonstrate our general results. In what follows, we use the ‘prime’ notation (e.g x') to denote one-step ahead quantities following the current one (e.g x).

The state variables are now

$$s := (x, z, t),$$

where x denotes the vector of characteristics or covariates of the individual, z is the institutional variable (e.g, the current budget or capacity), and t is time. As in Section 2, the planner has to choose among actions $a = \{0, 1\}$. The choice of the action is determined by a policy function, $\pi_{\theta}(a|s)$, indexed by θ , that maps the current state s to probabilities over the set of actions:

$$\pi_{\theta}(\cdot|s) : s \longrightarrow [0, 1].$$

Once an action, a , has been chosen, the planner receives a reward, i.e a change in social welfare, of $Y(a)$ that is equivalent to the potential outcome of the individual under action a . As in Section 2, we assume that $Y(a)$ is affected by the covariates x but not the institutional variable z or time t . Similarly, we also define $r(x, 1) = E[Y(1) - Y(0)|s]$, together with the normalization $r(x, 0) = 0$.

The waiting time $t' - t$ between individuals is random, and distributed as an Exponential random variable with parameter $\lambda(t)$:

$$N(t' - t) \sim \text{Exponential}(\lambda(t)),$$

where N is a normalization term, defined akin to Section 2 as the expected discounted number of individuals that the planner would face. In contrast to Section 2, the hazard rate $\lambda(t)$ is now allowed to change with t . Additionally, the previous state s , and action a determine the future values of the institutional variable as

$$N(z' - z) = G_a(x, t, z),$$

where $G_a(\cdot)$ is some known, deterministic function. For example, in the setup of Section 2,

$$(3.1) \quad G_a(x, t, z) = \begin{cases} -1 & \text{if } a = 1 \text{ and } z > 0 \\ 0 & \text{if } a = 0. \end{cases}$$

Our current setup is more general and can allow for situations where the cost of the treatment varies with individual, or with time. Finally, the distribution of the covariates is given by

$$x \sim F,$$

where F is fixed and doesn't change with t or z . The program starts with an initial value of $z = z_0$ at $t = t_0$, and ends when $z \leq 0$.

It is useful to note here the assumptions implicit in our model. First, the rewards are independent of time. This rules out cases where the effect on an action for each individual may change with the arrival time of the individual. Note that rewards may still indirectly depend on time if the distribution of the covariates changes with time. This assumption is mainly made for convenience. Where estimation of time varying rewards is possible, one can estimate $r(x, t, a)$, and our results go through with some modifications. Note also that we prohibit past values of x from affecting the distribution of x' . This rules out network effects, for instance.

More importantly, our setup rules out situations where individuals can strategically respond to the social planner's policy, e.g, by arriving at different times. Indeed, the waiting times and distribution of covariates are assumed to be independent of all state variables except time. This is reasonable in some contexts, such as in unemployment dynamics where the date of termination is not under complete control of the individual. Alternatively, this is also reasonable if the policy under consideration is incentive compatible. For instance, if the social planner were to pool individuals by placing them in a queue for a short while, this would reduce the incentive for any single individual to change his/her arrival time.

Finally, we also do not allow the distribution of covariates to vary with time. This is a restrictive assumption, and imposed mainly for ease of exposition and derivations. In Section 6.3, we show how one could relax this assumption. Note also that in the current discussion we treat $\lambda(t)$ as a statistical parameter to be estimated or forecasted. In Section 6.2, we discuss a complementary approach whereby the welfare is calculated by averaging over various forecasts.

Define $V_\theta(s)$ as the expected discounted value of all normalized the future rewards $r(x, a)/N$, starting from state s , and when the planner chooses actions according to π_θ . We shall let $g_{\lambda(t)}(\cdot)$ denote the probability density function of the exponential distribution with parameter $\lambda(t)$. $V_\theta(\cdot)$ can be obtained as the fixed point of the recursive equation:

$$(3.2) \quad \begin{aligned} V_\theta(s) = & \frac{r(x, 1)\pi_\theta(1|x, z, t)}{N} \\ & + \int e^{-\beta\frac{\omega}{N}} E_{x' \sim F} \left[V_\theta \left(x', z + \frac{G_1(x, t, z)}{N}, t + \frac{\omega}{N} \right) \pi(1|x, z, t) + \dots \right. \\ & \left. \dots + V_\theta \left(x', z + \frac{G_0(x, t, z)}{N}, t + \frac{\omega}{N} \right) \pi(0|x, z, t) \right] g_{\lambda(t)}(\omega) d\omega, \quad \text{for } z > 0 \end{aligned}$$

together with

$$V_\theta(s) = 0 \quad \text{for } z = 0.$$

As in Section 2, it will be more convenient to work with the integrated value function $h_\theta(z, t) = E_{x \sim F}[V_\theta(x, z, t)]$. The recursive equation for $h_\theta(z, t)$ is given by

$$(3.3) \quad \begin{aligned} h_\theta(z, t) = & \frac{E_{x \sim F}[r(x, 1)\pi_\theta(1|x, z, t)]}{N} \\ & + \int e^{-\beta \frac{\omega}{N}} E_{x \sim F} \left[h_\theta \left(z + \frac{G_1(x, t, z)}{N}, t + \frac{\omega}{N} \right) \pi(1|x, z, t) + \dots \right. \\ & \left. \dots + h_\theta \left(z + \frac{G_0(x, t, z)}{N}, t + \frac{\omega}{N} \right) \pi(0|x, z, t) \right] g_{\lambda(t)}(\omega) d\omega, \quad \text{for } z > 0 \end{aligned}$$

together with

$$h_\theta(z, t) = 0 \quad \text{for } z = 0.$$

The above expression considerably simplifies if one considers the continuous case obtained as the limit of $N \rightarrow \infty$. To this end, let us define the quantities

$$\bar{r}_\theta(z, t) := E_{x \sim F}[r(x, 1)\pi_\theta(1|x, z, t)]$$

and

$$\bar{G}_\theta(z, t) := E_{x \sim F} [G_1(x, z, t)\pi_\theta(1|x, z, t) + G_0(x, z, t)\pi_\theta(0|x, z, t)].$$

Now consider subtracting $h_\theta(z, t) \int e^{-\beta \frac{\omega}{N}} g_{\lambda(t)}(\omega) d\omega$ from both sides of equation (3.3), multiplying both sides by N , and taking the limit as $N \rightarrow \infty$. This leads (after some re-arrangement of terms) to the following Partial Differential Equation (PDE) for the evolution of $h_\theta(z, t)$:

$$(3.4) \quad \lambda(t)\bar{G}_\theta(z, t)\partial_z h_\theta(z, t) + \partial_t h_\theta(z, t) - \beta h_\theta(z, t) + \lambda(t)\bar{r}_\theta(z, t) = 0, \quad h_\theta(0, t) = 0 \quad \forall t$$

where ∂_z, ∂_t are the partial differential operators, and $h_\theta(0, t) = 0$ is the boundary condition for the PDE. The ‘derivation’ of (3.4) from (3.3) should be considered heuristic, the rigorous justification is given by Theorem 3. For now, we will take PDE (3.4) to be the law of motion governing the evolution of $h_\theta(z, t)$ and assess its properties directly.

Unfortunately, for nonlinear PDEs of the form (3.4) above, it is unclear whether a classical solution (i.e a solution $h_\theta(z, t)$ that is continuously differentiable) exist. Consequently, the relevant solution concept that we need to employ here is that of a viscosity solution (Crandall and Lions, 1983), which allows for lack of differentiability while still satisfying (3.4) in a generalized sense. This is a common solution concept for equations of the HJB form; we refer to Crandall, Ishii and Lions (1992) for a user’s guide, and Achdou *et al* (2017) for a useful discussion. In our context, existence of a unique viscosity solution to (3.4) requires the following conditions:

- Assumption 1.** (i) $\bar{G}_\theta(z, t)$ and $\bar{r}_\theta(z, t)$ are Lipschitz continuous in (z, t) uniformly over θ .
(ii) $\lambda(t)$ is Lipschitz continuous and uniformly bounded away from 0 for all t .
(iii) $\bar{G}_\theta(z, t)$ is uniformly bounded away from 0 for all θ, z, t .

Assumption 1(i) requires $\bar{G}_\theta(z, t)$ and $\bar{r}_\theta(z, t)$ to be sufficiently smooth. A sufficient condition for this is $\pi_\theta(1|x, z, t)$ is Lipschitz continuous in z, t uniformly over x, θ , but this is still stronger than required. The assumption allows for non-smooth π_θ as long as it can be smoothed by taking

expectations over x . Assumption 1(ii) implies that the expected waiting time between arrivals varies smoothly with t and is also bounded from above (recall that the expected waiting times are given by $\lambda(t)^{-1}$). Assumption 1(iii) restricts the policy function class and the functions $G_a(x, z, t)$ so that there is always some expected change to the budget at any given state. This is a mild assumption; as long as there exists a fraction of people that benefit from treatment, it is a dominant strategy to choose a policy that generates a change to the budget.

Lemma 1. *Suppose that Assumptions 1 hold. Then for each θ there exists a unique viscosity solution $h_\theta(z, t)$ to (3.4).*

Note that (3.4) define a class of PDEs indexed by θ , the solution to each of which is the integrated value function $h_\theta(z, t)$ from following policy π_θ . The social planner's objective is to choose the optimal policy function parameter, θ^* , that maximizes ex-ante expected utility over the class of the policy functions $\Pi = \{\pi_\theta : \theta \in \Theta\}$:

$$(3.5) \quad \theta^* = \arg \max_{\theta \in \Theta} h_\theta(z_0, t_0),$$

where z_0 and t_0 refer to the initial time and budget respectively.

3.1. The sample version of the social planner's problem. The unknown parameters in the social planner's problem are F , $r(x, a)$ and $\lambda(\cdot)$. As discussed in Section 2, the social planner can leverage RCT/observational data to obtain estimates F_n and $\hat{r}(x, a)$ of F and $r(x, a)$. In addition to these, she also now requires an estimate $\hat{\lambda}(t)$ of the waiting times $\lambda(t)$. In some cases, this can be estimated from the RCT data itself. Alternatively, it is possible to use a second data source and obtain $\hat{\lambda}(t)$ through a Poisson regression, for example. This is feasible in the context of unemployment dynamics.

Given the estimates $F_n, \hat{r}(x, a), \hat{\lambda}(t)$, and the policy $\pi_\theta(\cdot)$, we can plug them in to obtain the quantities

$$\hat{r}_\theta(z, t) \equiv E_{x \sim F_n} [\hat{r}(x, 1) \pi_\theta(1|x, z, t)]$$

and

$$\hat{G}_\theta(z, t) = E_{x \sim F_n} [G_1(x, z, t) \pi_\theta(1|x, z, t) + G_0(x, z, t) \pi_\theta(0|x, z, t)].$$

Based on the above we can construct the sample version of PDE (3.4) as

$$(3.6) \quad \hat{\lambda}(t) \hat{G}_\theta(z, t) \partial_z \hat{h}_\theta(z, t) + \partial_t \hat{h}_\theta(z, t) - \beta \hat{h}_\theta(z, t) + \hat{\lambda}(t) \hat{r}_\theta(z, t) = 0, \quad \hat{h}_\theta(0, t) = 0 \quad \forall t.$$

A unique solution to PDE (3.6) exists for each θ under analogous conditions to assumption 1, so we do not repeat them here. The unique solution is $\hat{h}_\theta(z, t)$, the value function under an empirical dynamic environment determined by the quantities $F_n, \hat{r}(x, a), \hat{\lambda}(t)$. As before, one should think of (3.6) as defining a class of PDEs indexed by θ , the solution to each of which is the integrated value function $\hat{h}_\theta(z, t)$ that can be used as an estimate for $h_\theta(z, t)$. Based on these integrated value function estimates, we can now solve a sample version of the social planner's problem as follows:

$$(3.7) \quad \hat{\theta} = \arg \max_{\theta \in \Theta} \hat{h}_\theta(z_0, t_0).$$

While the PDE form for $\hat{h}_\theta(z, t)$ is very convenient for our theoretical results, this is not quite practical for computing $\hat{\theta}$. So for estimation we use a discretized version of (3.6), akin to (3.3):

$$(3.8) \quad \hat{h}_\theta(z, t) = \begin{cases} \frac{\hat{r}_\theta(z, t)}{b_n} + E_{n, \theta} \left[e^{-\beta(t'-t)} \hat{h}_\theta(z', t') | z, t \right] & \text{for } z > 0 \\ 0 & \text{for } z = 0 \end{cases}$$

where

$$E_{n, \theta} \left[e^{-\beta(t'-t)} \hat{h}_\theta(z', t') | z, t \right] := \int e^{-\beta \frac{\omega}{b_n}} E_{x \sim F_n} \left[\hat{h}_\theta \left(z + \frac{G_1(x, t, z)}{b_n}, t + \frac{\omega}{b_n} \right) \pi(1|x, z, t) + \hat{h}_\theta \left(z + \frac{G_0(x, t, z)}{b_n}, t + \frac{\omega}{b_n} \right) \pi(0|x, z, t) \right] g_{\hat{\lambda}(t)}(\omega) d\omega.$$

More generally, for any function f , we shall let $E_{n, \theta}[f(z', t') | z, t]$ denote the expectation over z', t' conditional on the values of t, z and when following the policy π_θ . Precisely the expectation is joint over three independent probability distributions: (i) The distribution F_n of the covariates, (ii) the probability distribution over the (exponential) waiting time process indexed by $\{\hat{\lambda}(t) : t \in [t_0, \infty)\}$, and (iii) the probability distribution induced on z' due to the randomization of policies using $\pi_\theta(a|s)$.

Note that we have chosen to ‘discretize’ (3.8) by the factor b_n in analogy with the discussion in Section 2.2. One can show that as $b_n \rightarrow \infty$, the solution to (3.8) converges to that of (3.6). A formal statement to this effect, along with a bound on the numerical error for a given choice of b_n , is given in Section 5.1.

A useful aspect of the estimation of $\hat{\theta}$ is that it is equivalent to solving for the optimal policy function under the sample dynamics described by $F_n, \hat{r}(x, a)$ and $\hat{\lambda}(t)$. Note that in the sample version, both the rewards $\hat{r}(x, a)$, and dynamics (given a policy function $\pi(\cdot)$) are known. This nests the estimation of $\hat{\theta}$ into a standard Reinforcement Learning problem for learning the optimal policy function under a known dynamic environment. In the next section, we apply one such RL algorithm, the Actor-Critic algorithm.

4. THE ACTOR-CRITIC ALGORITHM

In a standard Reinforcement Learning (RL) framework, an algorithm runs multiple instances, called episodes, of a dynamic environment (or game). At any particular state on any particular episode the algorithm takes an action a according to the current policy function π_θ and observes the reward and the future value of the state. Based on these observed values, it updates the policy parameter to some new value θ' according to a pre-specified criterion. The process then continues with the new updated policy function $\pi_{\theta'}$ until the parameter θ converges, or more likely, the cumulative rewards do not increase.

Estimation of $\hat{\theta}$ in equation (3.8) fits naturally in the above context, since we can simulate a ‘sample’ dynamic environment as follows: Suppose that the current state is $s \equiv (x, z, t)$, and the policy parameter is θ . The planner chooses an action a , according to the policy function $\pi_\theta(a|s)$, which results in a reward of $\hat{r}(x, t)$. The next individual arrives at time $t' = t + \Delta t/b_n$ where

$$\Delta t \sim \text{Exponential}(\hat{\lambda}(t)).$$

New values of the institutional state variables are obtained as $z' = z + \Delta z/b_n$, where

$$\Delta z = G_a(x, t, z).$$

New values of the covariates x' are drawn from the distribution $F_n(\cdot)$, i.e each individual is drawn with replacement with probability $1/n$ from the sample set of observations. Based on the reward $\hat{r}(x, a)$ and new state (x', z', t') , the policy parameter is updated to a new value θ . This process then repeats indefinitely until θ converges. In between, each time an episode ends, we simply restart a new episode.

In this section, we adapt one of the most widely used RL algorithms - the Actor-Critic algorithm - to our context. We differ from the standard RL approach, however, in employing the integrated value function $\hat{h}_\theta(z, t)$ as the central ingredient of our algorithm instead of the value function $\hat{V}_\theta(s)$ - we explain the rationale for this in Section 4.1 below.

Actor-Critic algorithms aim to calculate $\hat{\theta}$ by updating θ at each state of each episode using stochastic gradient descent along the direction $\hat{g}(\theta) \equiv \nabla_\theta [\hat{h}_\theta(z_0, t_0)]$:

$$\theta \leftarrow \theta + \alpha_\theta \hat{g}(\theta),$$

where α_θ is the step size parameter or learning rate. Denote by $\hat{Q}_\theta(s, a)$, the action-value function

$$(4.1) \quad \hat{Q}_\theta(s, a) := \hat{r}_n(x, a) + E_{n, \theta} \left[e^{-\beta(t'-t)} \hat{h}_\theta(z', t') | s, a \right],$$

where $\hat{r}_n(x, a) := \hat{r}(x, a)/b_n$. The Policy-Gradient theorem (see e.g Sutton *et al*, 2000) provides an expression for $\hat{g}(\theta)$ as

$$\hat{g}(\theta) = E_{n, \theta} \left[e^{-\beta(t-t_0)} \hat{Q}_\theta(s, a) \nabla_\theta \ln \pi(a|s; \theta) \right],$$

where $E_{n, \theta}[\cdot]$ in this context denotes the expectation over the (stationary) distribution of the states s and actions a induced by the policy function π_θ in the (sample) dynamic environment of Section 3.1. A well known result (see e.g, Sutton and Barto, 2018) is that

$$E_{n, \theta} \left[e^{-\beta(t-t_0)} \hat{Q}_\theta(s, a) \nabla_\theta \ln \pi(a|s; \theta) \right] = E_{n, \theta} \left[e^{-\beta(t-t_0)} \left(\hat{Q}_\theta(s, a) - b(s) \right) \nabla_\theta \ln \pi(a|s; \theta) \right]$$

for any arbitrary ‘baseline’ $b(\cdot)$ that is a function of s . Let $\dot{h}_\theta(z, t)$ denote some functional approximation for $\hat{h}_\theta(z, t)$. We exploit the fact that the continuation value of the state-action pair only depends on z, t , and therefore use $\dot{h}_\theta(z, t)$ as the baseline, which gives us

$$\hat{g}(\theta) = E_{n, \theta} \left[e^{-\beta(t-t_0)} \left(\hat{Q}_\theta(s, a) - \dot{h}_\theta(z, t) \right) \nabla_\theta \ln \pi(a|s; \theta) \right].$$

The above is infeasible since we don’t know $\hat{Q}_\theta(s, a)$. However we can heuristically approximate $\hat{Q}_\theta(s, a)$ with the one step ‘bootstrap’ return as suggested by equation (4.1) (here the term ‘bootstrap’ refers to its usage in the RL literature, see Sutton and Barto, 2018):

$$R^{(1)}(x, a) = \hat{r}_n(x, a) + \mathbb{I}_{\{z' > 0\}} e^{-\beta(t'-t)} \dot{h}_\theta(z', t'),$$

This enables us to obtain an approximation for $\hat{g}(\theta)$ as

$$(4.2) \quad \hat{g}(\theta) \approx \tilde{g}(\theta) = E_{n, \theta} \left[e^{-\beta(t-t_0)} \delta_n(s, s', a) \nabla_\theta \ln \pi(a|s; \theta) \right],$$

where $\delta_n(s, s', a)$ is the Temporal-Difference (TD) error defined as

$$\delta_n(s, s', a) := \hat{r}_n(x, a) + \mathbb{I}_{\{z' > 0\}} e^{-\beta(t'-t)} \hat{h}_\theta(z', t') - \hat{h}_\theta(z, t).$$

We now describe the functional approximation for $\hat{h}_\theta(z, t)$. Let $\phi_{z,t} = (\phi_{z,t}^{(j)}, j = 1, \dots, d_\nu)$ denote a vector of basis functions of dimension d_ν over the space of z, t . For the sake of argument, consider approximating $\hat{h}_\theta(z, t)$ by choosing the weights ν to minimize the infeasible mean squared error criterion:

$$\arg \min_{\nu} \hat{S}(\nu|\theta) \equiv \arg \min_{\nu} E_{n,\theta} \left[e^{-\beta(t-t_0)} \left\| \hat{h}_\theta(z, t) - \nu^\top \phi_{z,t} \right\|^2 \right].$$

Then we can update the value function weights, ν , using gradient descent

$$\nu \leftarrow \nu + \alpha_\nu \nabla_\nu \hat{S}(\nu|\theta)$$

for some value function learning rate α_ν . Here the gradient is given by

$$\hat{\chi}(\nu|\theta) := \nabla_\nu \hat{S}(\nu|\theta) \propto E_{n,\theta} \left[e^{-\beta(t-t_0)} \left(\hat{h}_\theta(z, t) - \nu^\top \phi_{z,t} \right) \phi_{z,t} \right].$$

The above procedure is infeasible since $\hat{h}_\theta(z, t)$ is unknown. However, as before, we can heuristically approximate $\hat{h}_\theta(z, t)$ using the one step bootstrap return $R^{(1)}$ and obtain

$$(4.3) \quad \hat{\chi}(\nu|\theta) \approx E_{n,\theta} \left[e^{-\beta(t-t_0)} \delta_n(s, s', a) \phi_{z,t} \right].$$

The heuristic for the bootstrap approximation above is based on equation (3.8), which implies that an unbiased estimator of $\hat{h}_\theta(z, t)$ is given by sum of the current reward $\hat{r}_n(x, a)$, and the discounted future value of $\hat{h}(z', t')$.

Using equations (4.2) and (4.3), we can now construct stochastic gradient updates for θ, ν as

$$(4.4) \quad \theta \leftarrow \theta + \alpha_\theta e^{-\beta(t-t_0)} \delta_n(s, s', a) \nabla_\theta \ln \pi(a|s; \theta)$$

$$(4.5) \quad \nu \leftarrow \nu + \alpha_\nu e^{-\beta(t-t_0)} \delta_n(s, s', a) \phi_{z,t},$$

by replacing the expectations in (4.2), (4.3) with their corresponding unbiased estimates obtained from the values of state variables as they come up in each episode. Importantly, the updates (4.4) and (4.5) can be applied simultaneously on the same set of current state values, as long as $\alpha_\nu \gg \alpha_\theta$. This is an example of two-timescale stochastic gradient decent: the parameter with the lower value of the learning rate is said to be updated at the slower time scale. When the timescale for ν is much faster than that for θ , one can imagine that the value of ν has effectively converged to the value function estimate for current policy parameter θ . Thus we can proceed with updating θ as if its corresponding (approximate) value function were already known.

The pseudo-code for this procedure is presented in Algorithm 1.

4.1. Basis dimensions and Integrated value functions. The functional approximation for $\hat{h}_\theta(z, t)$ involves choosing a vector of bases $\phi_{z,t}$ of dimension d_ν . From a statistical point of view, the optimal choice of d_ν is in fact infinity. There is no bias-variance tradeoff since we would like to compute $\hat{h}_\theta(z, t)$ exactly. We can simply take as high a value of d_ν as computationally feasible. This useful property is a consequence of employing $\hat{h}_\theta(z, t)$ rather than $\hat{V}_\theta(s)$ in the

Algorithm 1: Actor-Critic

Initialise policy parameter weights $\theta \leftarrow 0$
 Initialise value function weights $\nu \leftarrow 0$

Repeat forever:

Reset budget: $z \leftarrow z_0$
 Reset time: $t \leftarrow t_0$
 $I \leftarrow 1$

While $z > 0$:

$x \sim F_n$ (Draw new covariate at random from data)
 $a \sim \pi(a|s; \theta)$ (Draw action, note: $s = (x, z, t)$)
 $R \leftarrow \hat{r}(x, a)$ (with $R = 0$ if $a = 0$)
 $\Delta t \sim \text{Exponential}(\hat{\lambda}(t))$ (Draw time increment)
 $t' \leftarrow t + \Delta t/b_n$
 $z' \leftarrow z + G_a(x, z, t)/b_n$
 $\delta \leftarrow R + \mathbb{I}\{z' > 0\}e^{-\beta(t'-t)}\nu^\top \phi_{z', t'} - \nu^\top \phi_{z, t}$ (Temporal-Difference error)
 $\theta \leftarrow \theta + \alpha_\theta I \delta \nabla_\theta \ln \pi(a|s; \theta)$ (Update policy parameter)
 $\nu \leftarrow \nu + \alpha_\nu I \delta \phi_{z, t}$ (Update value parameter)
 $z \leftarrow z'$
 $t \leftarrow t'$
 $I \leftarrow e^{-\beta(t'-t)} I$

Actor-Critic algorithm. Since $\hat{r}(x, a)$ could be a function of Y (as with doubly robust estimators, for example), we would need some regularization if we try to obtain a functional approximation for $\hat{V}_\theta(s)$, to ensure we don't overfit to the outcome data. This is not an issue for $\hat{h}_\theta(z, t)$, however, as it only involves the expected value of $\hat{r}(x, a)$ given z, t . Thus by using $\hat{h}_\theta(z, t)$ we are able to avoid an additional regularization term.

4.2. Convergence of the Actor-Critic algorithm. Our proposed algorithm differs from the standard versions of the Actor-Critic algorithm in only using the integrated value function. Consequently, its convergence follows by essentially the same arguments as that employed in the literature for actor-critic methods, see e.g, Bhatnagar *et al* (2009). In this section, we restate their main results, specialized to our context. Since all of the convergence proofs in the literature are obtained for discrete Markov states, we need to impose the technical device of discretizing time and making it bounded, so that the states are now discrete (the other terms z and x are already discrete, the latter since we use empirical data). This greatly simplifies the convergence analysis, but does not appear to be needed in practice.

Let \mathcal{S} denote the set of all possible values of (z, t) , after discretization. Also, denote by Φ , the $|\mathcal{S}| \times d_\nu$ matrix whose i th column is $(\phi_{z, t}^{(i)}, (z, t) \in \mathcal{S})^\top$, where $\phi_{z, t}^{(i)}$ is the i th element of $\phi_{z, t}$.

Assumption C. (i) $\pi_\theta(a|s)$ is continuously differentiable in θ for all s, a .

(ii) The basis functions $\{\phi_{z, t}^{(i)} : i : 1, \dots, d_\nu\}$ are linearly independent, i.e Φ has full rank. Also, for any vector ν , $\Phi \nu \neq e$, where e is the \mathcal{S} -dimensional vector with all entries equal to one.

(iii) The learning rates satisfy $\sum_k \alpha_\nu^{(k)} \rightarrow \infty$, $\sum_k \alpha_\nu^{(k)2} < \infty$, $\sum_k \alpha_\theta^{(k)} \rightarrow \infty$, $\sum_k \alpha_\theta^{(k)2} < \infty$ and $\alpha_\theta^{(k)}/\alpha_\nu^{(k)} \rightarrow 0$ where $\alpha_\theta^{(k)}, \alpha_\nu^{(k)}$ denote the learning rates after k steps/updates of the algorithm.

(iv) The update for θ is bounded i.e

$$\theta \longleftarrow \Gamma(\theta + \alpha_\theta \delta_n(s, s', a) \nabla_\theta \ln \pi(a|s; \theta))$$

where $\Gamma : \mathbb{R}^{\dim(\theta)} \rightarrow \mathbb{R}^{\dim(\theta)}$ is a projection operator such that $\Gamma(x) = x$ for $x \in C$ and $\Gamma(x) \in C$ for $x \notin C$, where C is any compact hyper-rectangle in $\mathbb{R}^{\dim(\theta)}$.

Differentiability of π_θ with respect to θ is a minimal requirement for all Actor-Critic methods. Assumption C(ii) is also mild and rules out multicollinearity in the basis functions for the value approximation. Assumption C(iii) places conditions on learning rates that are standard in the literature of stochastic gradient descent with two timescales. Assumption C(iv) is a technical condition imposing boundedness of the updates for θ . This is an often used technique in the analysis of stochastic gradient descent algorithms. Typically this is not needed in practice, though it may sometimes be useful to bound the updates when there are outliers in the data.

Define \mathcal{Z} as the set of local minima of $J(\theta) \equiv \hat{h}_\theta(z_0, t_0)$, and \mathcal{Z}^ϵ an ϵ -expansion of that set. Also, $\theta^{(k)}$ denotes the k -th update of θ . We then have the following theorem on the convergence of our Actor-Critic algorithm.

Theorem 1. *Suppose that Assumptions C hold and additionally that $\nabla_\theta \pi_\theta(s)$ is uniformly Hölder continuous in s . Then, for each $\epsilon > 0$, there exists M such that if $d_\nu \geq M$, then $\theta^{(k)} \rightarrow \mathcal{Z}^\epsilon$ with probability 1 as $k \rightarrow \infty$.*

The above theorem is for the most part a direct consequence of the results of Bhatnagar *et al* (2009). We provide further discussion and a justification of the result in Appendix B.

4.3. Parallel updates. While Theorem 1 assures convergence of our algorithm, in practice the updates could be volatile and may take a long time to converge. Much of the reason for this is the correlation between the updates as one cycles through each episode - indeed, note that the state pairs (s, s') are highly correlated. Hence the stochastic gradients become correlated and one needs many episodes to move in the direction of the true (i.e the expected) gradient. This is a common problem for all Actor-Critic algorithms, but recently Mnih *et al* (2015) have proposed to solve this through the use of asynchronous parallel updates. The key idea is to run multiple versions of the dynamic environment on parallel threads or processes, each of which independently and asynchronously updates the shared global parameters θ and v . Since at any given point in time, the parallel threads are at a different point in the dynamic environment (they are started with slight offsets), successive updates are decorrelated. And as an additional benefit, the algorithm is faster by dint of being run in parallel.

Algorithm 2 provides the pseudo-code for parallel updating. It also amends the previous version of the algorithm by adding batch updates. In batch updating, the researcher chooses a batch size B such that the parameter updates occur only after averaging over B observations. This usually results in a smoother update trajectory because extreme values of the updates are averaged out.

Algorithm 2: Parallel Actor-Critic

Initialise policy parameter weights $\theta \leftarrow 0$

Initialise value function weights $\nu \leftarrow 0$

Batch size B

For $p = 1, 2, \dots$ processes, launched in parallel, each using and updating the same global parameters θ and ν :

Repeat forever:

Reset budget: $z \leftarrow z_0$

Reset time: $t \leftarrow t_0$

$I \leftarrow 1$

While $z > 0$:

$\theta_p \leftarrow \theta$ (Create local copy of θ for process p)

$\nu_p \leftarrow \nu$ (Create local copy of ν for process p)

batch_policy_upates $\leftarrow 0$

batch_value_upates $\leftarrow 0$

For $b = 1, 2, \dots, B$:

$x \sim F_n$ (Draw new covariate at random from data)

$a \sim \pi(a|s; \theta_p)$ (Draw action, note: $s = (x, z, t)$)

$R \leftarrow \hat{r}(x, a)$ (with $R = 0$ if $a = 0$)

$\Delta t \sim \text{Exponential}(\hat{\lambda}(t))$ (Draw time increment)

$t' \leftarrow t + \Delta t/b_n$

$z' \leftarrow z + G_a(x, z, t)/b_n$

$\delta \leftarrow R + \mathbb{I}\{z' > 0\}e^{-\beta(t'-t)}\nu_p^\top \phi_{z',t'} - \nu_p^\top \phi_{z,t}$ (TD error)

batch_policy_upates \leftarrow batch_policy_upates $+ \alpha_\theta I \delta \nabla_\theta \ln \pi(a|s; \theta_p)$

batch_value_upates \leftarrow batch_value_upates $+ \alpha_\nu I \delta \phi_{z,t}$

$z \leftarrow z'$

$t \leftarrow t'$

$I \leftarrow e^{-\beta(t'-t)}I$

If $z \leq 0$, break **For**

Globally update: $\nu \leftarrow \nu + \text{batch_value_upates}/B$

Globally update: $\theta \leftarrow \theta + \text{batch_policy_upates}/B$

5. STATISTICAL AND NUMERICAL PROPERTIES

In this section, we analyze the statistical and numerical properties of the estimated welfare maximizing policy functions. The main result of this section is a probabilistic bound on the regret defined as the maximal difference between the integrated value functions $h_{\hat{\theta}}(z_0, t_0)$ and $h_{\theta^*}(z_0, t_0)$. We derive this using our bound on the maximal difference in the value functions

$$(5.1) \quad \sup_{z \in [0, z_0], t \in [t_0, \infty), \theta \in \Theta} |\hat{h}_\theta(z, t) - h_\theta(z, t)|$$

since

$$h_{\theta^*}(z_0, t_0) - h_{\hat{\theta}}(z_0, t_0) \leq 2 \sup_{z \in [0, z_0], t \in [t_0, \infty), \theta \in \Theta} |\hat{h}_{\theta}(z, t) - h_{\theta}(z, t)|.$$

The bound for (5.1) will depend on the sample size n and the complexity of the policy function class, indexed by the Vapnik-Cervonenkis (VC) dimension of some specific collections of functions.

We maintain Assumption 1 that is required for the existence of the value functions. In addition, we impose the following:

Assumption 2. (i) (Bounded rewards) There exists $M < \infty$ such that $|Y(0)|, |Y(1)| \leq M$.

(ii) (Complexity of the policy function space) The collections of functions

$$\mathcal{I} = \{\pi_{\theta}(1|\cdot, z, t) : z \in [0, z_0], t \in [t_0, \infty), \theta \in \Theta\}$$

over the covariates x , and which are indexed by z, t and θ , is a VC-subgraph class with finite VC index v_1 . Furthermore, for each $a = 0, 1$, the collection of functions

$$\mathcal{G}_a = \{\pi_{\theta}(a|\hat{A}\cdot, z, t)G_a(\hat{A}\cdot, z, t) : z \in [0, z_0], t \in [t_0, \infty), \theta \in \Theta\}$$

over the covariates x is also a VC-subgraph class with finite VC index v_2 . We shall let $v = \max\{v_1, v_2\}$.

Assumption 2(i) ensures that the rewards are bounded. This is a common assumption in the treatment effect literature (see e.g Kitagawa and Tetenov, 2018) and imposed mainly for ease of deriving the theoretical results. Assumption 2(ii) is a mild condition ensuring that changes to z are bounded. Assumption 2 has already been discussed in some detail in Section 2. We only add here that in many of the examples we consider, $G_a(x, z, t)$ is independent of x , as in equation (3.1) for example. In this case it is easy to verify that $v_1 = v_2$.

The next set of assumptions relate to the properties of the observational or RCT dataset from which we estimate $\hat{r}(x, a)$.

Assumption 3. (i) (iid draws from F) The observed data is an iid draw of size n from the distribution F .

(ii) (Selection on observables) $(Y(1), Y(0)) \perp W|X$.

(iii) (Strict overlap) There exists $\kappa > 0$ such that $p(x) \in [\kappa, 1 - \kappa]$ for all x .

Assumption 3(i) assumes that the observed data is representative of the entire population. If the observed population only differs from F in terms of the distribution of some observed covariates, we can reweigh the rewards, and our theoretical results continue to apply. Assumption 3(ii) assumes that the observed data is taken from an observational study that satisfies unconfoundedness. In Section 6.1, we consider extensions to non-compliance. Assumption 3(iii) ensures that the propensity scores are strictly bounded away from 0 and 1. Khan and Tamer (2010) show that under full support, the rate of convergence depends on the tail behavior of the regressors and error terms. The treatment of regret bounds under full support is therefore expected to be much more involved and is beyond the scope of this paper. Both Assumptions 3(ii) and 3(iii) are directly satisfied in the case of RCT data.

Under Assumptions 2 and 3, one can propose many different estimates of the rewards $\hat{r}(x, 1)$ that are consistent for $r(x, 1)$. In this paper we recommend doubly robust estimates. As described in Section 2, an example of a doubly robust estimate of the reward is

$$(5.2) \quad \hat{r}(x, 1) = \hat{\mu}(x, 1) - \hat{\mu}(x, 0) + (2W - 1) \frac{Y - \hat{\mu}(x, W)}{W\hat{p}(x) + (1 - W)(1 - \hat{p}(x))},$$

where $\hat{\mu}(x, w)$ and $\hat{p}(x)$ are non-parametric estimates of $\mu(x, w)$ and $p(x)$. To simplify matters, we shall assume that these non-parametric estimates are obtained through cross-fitting (Chernozhukov *et al.*, 2016). This is done as follows: We divide the data randomly divided into K folds of equal size, and for each fold j , we run a machine learning estimator of our choice on the other $K - 1$ folds to estimate $\hat{\mu}^{(-j)}(x, w)$ and $\hat{p}^{(-j)}(x)$. Then for any observation x_j in some fold j , we set $\hat{\mu}(x_j, w) = \hat{\mu}^{(-j)}(x_j, w)$ and $\hat{p}(x_j) = \hat{p}^{(-j)}(x_j)$. We employ cross-fitting estimators as they require minimal assumptions. Additionally, they have excellent bias properties as demonstrated by Chernozhukov *et al.*, (2018), and Athey and Wager (2018). We impose the following high level conditions for the machine learning methods used in our cross-fitted estimates:

Assumption 4. (i) *There exists an $a > 0$ such that for $w = 0, 1$*

$$\sup_x |\hat{\mu}(x, w) - \mu(x, w)| = O_p(n^{-a}), \quad \sup_x |\hat{p}(x) - p(x)| = O_p(n^{-a}).$$

(ii) (L^2 convergence) *There exists some $\xi > 1/2$ such that*

$$E \left[|\hat{\mu}(x, w) - \mu(x, w)|^2 \right] \lesssim n^{-\xi}, \quad E \left[|\hat{p}(x) - p(x)|^2 \right] \lesssim n^{-\xi}.$$

Assumption 4 is taken from Athey and Wager (2018). The requirements imposed are weak and satisfied by almost all non-parametric estimators including series regression or LASSO. Using Assumptions 1-4, one can show that the quantities $\hat{r}_\theta(z, t), \hat{G}_\theta(z, t)$ are uniformly close to $\bar{r}_\theta(z, t), \bar{G}_\theta(z, t)$. In particular, there exists a universal constant C_0 such that

$$(5.3) \quad E \left[\sup_{z \in [0, z_0], t \in [t_0, \infty), \theta \in \Theta} \|\hat{r}_\theta(z, t) - \bar{r}_\theta(z, t)\| \right] \leq C_0 \sqrt{\frac{v_1}{n}} \text{ and} \\ E \left[\sup_{z \in [0, z_0], t \in [t_0, \infty), \theta \in \Theta} \|\hat{G}_\theta(z, t) - \bar{G}_\theta(z, t)\| \right] \leq C_0 \sqrt{\frac{v_2}{n}}.$$

The above inequalities are based on the work of Kitagawa and Tetenov (2018), and Athey and Wager (2018).

Our final assumption is on the estimation of $\lambda(t)$.

Assumption 5. $\sup_t |\hat{\lambda}(t) - \lambda(t)| \lesssim \sqrt{v/n}$ with probability approaching one under the probability distribution $\Omega_\lambda(\mathbb{T})$ over the waiting time process indexed by $\{\lambda(t) : t \in [t_0, \infty)\}$.

Assumption 5 is made solely in order to obtain a $\sqrt{v/n}$ bound on the regret.⁸ Clearly, this is satisfied if one has a parametric model for $\lambda(t)$. Alternatively, in some contexts, e.g unemployment dynamics, one might estimate $\lambda(t)$ from a second data source that contains information on arrival rates, with the size of this second dataset being much larger than n . In

⁸On the other hand, if $\sup_t |\hat{\lambda}(t) - \lambda(t)| \lesssim b(n)$ with $b(n)$ slower than $\sqrt{v/n}$, we can show by the same techniques as the proof of Theorem 1 that the regret will be of the order $b(n)$ as well.

general, however, estimation of $\lambda(t)$ is an exercise in forecasting, and Assumption 5 a statement on the accuracy of the forecasts. Clearly, the further we go into the future, the less confident we would be in our forecast, and the less likely it is that Assumption 5 holds. We discuss forecasting in more detail in Section 6.2, where we study alternative welfare criteria that do not require this assumption. We also show how our algorithm could continue to learn even after coming online, which goes some way to solving this issue.

From (5.3) and Assumption 5, we find that the parameters characterizing the PDEs (3.4) and (3.6) are uniformly close to each other. This indicates that the solutions to these PDEs should also be uniformly close. Before we present a formal statement to this effect, we present here a heuristic derivation assuming a classical solution exists and satisfies

$$(5.4) \quad \sup_{z,t,\theta} |\partial_t h_\theta(z,t)| < \infty.$$

Denote $\hat{\delta}_\theta(z,t) = \hat{h}_\theta(z,t) - h_\theta(z,t)$. Then from (3.4) and (3.6), we have

$$(5.5) \quad \partial_z \hat{\delta}_\theta(z,t) + \frac{1}{\lambda(t)\bar{G}_\theta(z,t)} \partial_t \hat{\delta}_\theta(z,t) - \frac{\beta \hat{\delta}_\theta(z,t)}{\lambda(t)\bar{G}_\theta(z,t)} = \hat{A}_\theta(z,t), \quad \hat{\delta}_\theta(0,t) = 0 \quad \forall t$$

where⁹

$$\sup_{z \in [0, z_0], t \in [t_0, \infty), \theta \in \Theta} \|\hat{A}_\theta(z,t)\| \leq C \sqrt{v/n}$$

for some $C < \infty$ under Assumptions 1-5 and (5.4). The derivation of the last inequality in particular makes use of (5.3). Now, equations of the kind (5.5) above can be converted into ones involving only ordinary differentials using the technique of characteristic curves. Intuitively, characteristic curves enable us to ‘propagate’ the solution from the boundary condition $\hat{\delta}_\theta(0,t) = 0$, by converting an equation that involves partials differentials to one involving ordinary differentials along each characteristic curve. For (5.5), the relevant characteristic curves are given by $t = \Gamma_c(z)$, where each curve - indexed by a scalar $c \in \mathbb{R}$ which determines the initial condition - is defined as the solution to the ODE¹⁰

$$(5.6) \quad \frac{d\Gamma_c(z)}{dz} = \frac{1}{\lambda(\Gamma_c(z))\bar{G}_\theta(z, \Gamma_c(z))}, \quad \Gamma_c(0) = c.$$

Now for each c , denote $\hat{u}_\theta(z;c) := \hat{\delta}_\theta(z, \Gamma_c(z))$. Then by differentiating $\hat{u}_\theta(z;c)$ with respect to z , and using (5.5), (5.6), we obtain the following equation for the behavior along each characteristic curve,

$$(5.7) \quad \partial_z \hat{u}_\theta(z;c) - \frac{\beta}{\lambda(\Gamma_c(z))\bar{G}_\theta(z, \Gamma_c(z))} \hat{u}_\theta(z;c) = \hat{A}_\theta(z, \Gamma_c(z)), \quad \hat{u}_\theta(0;c) = 0.$$

Since (5.7) is now in the form of an ODE, we can apply Grönwall’s inequality as outlined in Section 2.1 to show that $|\hat{u}_\theta(z;c)| \leq C\sqrt{v/n}$ uniformly over all the possible values of (θ, z, c) , where $C < \infty$ is some constant. But since every vector $(z,t) \equiv (z, \Gamma_c(z))$ for some c , this implies that $|\hat{\delta}_\theta(z,t)| \leq C\sqrt{v/n}$ uniformly over all θ, z, t .

⁹All inequalities in this discussion should be understood as holding with probability approaching one under the joint distribution of $F \times \Omega_\lambda(\mathbb{T})$.

¹⁰Under Assumption 1, the Picard-Lindelöf theorem guarantees existence of a unique solution for each c .

As noted previously, the derivation is only heuristic; the formal proof makes use of the properties of viscosity solutions. The following is our main theorem of this section:

Theorem 2. *Suppose that Assumptions 1-5 hold. Then with probability approaching one under joint the probability distribution $F \times \Omega_\lambda(\mathbb{T})$,*

$$\sup_{z \in [0, z_0], t \in [t_0, \infty), \theta \in \Theta} \left| e^{-\beta(t-t_0)} \left\{ \hat{h}_\theta(z, t) - h_\theta(z, t) \right\} \right| \leq C \sqrt{\frac{v}{n}}.$$

A consequence of the above is

$$h_{\theta^*}(z_0, t_0) - h_{\hat{\theta}}(z_0, t_0) \leq 2C \sqrt{\frac{v}{n}}.$$

Additionally, the above statements hold uniformly over all $F \times \Omega_\lambda(\mathbb{T})$ if similarly uniform versions of Assumptions 4 and 5 hold.

We prove Theorem 2 in Appendix A by verifying the conditions in Souganidis (1985, Proposition 1.4). It is possible to get rid of the $e^{-\beta(t-t_0)}$ factor through additional assumptions, e.g if $\bar{G}_\theta(z, t)$ is strictly negative.

Though we do not formally show this, it seems likely that the \sqrt{n} rate for the regret $h_{\theta^*}(z_0, t_0) - h_{\hat{\theta}}(z_0, t_0)$ cannot be improved upon, especially since Kitagawa and Tetenov (2018) show that this rate is optimal in the static case. At the same time, we do not claim that the VC dimension v in the rate is necessarily tight. Ideally, one would like to restrict the policy function class in Assumption 2(ii) to the lower dimensional subspace of the values of (z, t) that are ‘typically’ encountered in following the optimal policies π_{θ^*} and $\pi_{\hat{\theta}}$ (i.e optimal for the true and sample dynamic environments respectively).¹¹ However such a condition is hard to specify formally. The stronger condition that we impose does permit a generalization: Theorem 2 also implies

$$\sup_{(z, t) \in \mathcal{H}_n} \left| e^{-\beta(t-t_0)} \left\{ h_{\theta^*}(z, t) - h_{\hat{\theta}}(z, t) \right\} \right| \leq 2C \sqrt{\frac{v}{n}},$$

where $\mathcal{H}_n \equiv \left\{ (z, t) : \hat{h}_{\hat{\theta}}(z, t) \geq \hat{h}_{\theta^*}(z, t) \right\}$. By definition of $\hat{\theta}$ we know that $(z_0, t_0) \in \mathcal{H}_n$. It is unlikely however that \mathcal{H}_n covers all the possible values of z, t unless the policy function is saturated in these quantities.

5.1. Approximation and numerical convergence. In Section 3.1, we pointed out that for computation, it is preferable to use an approximate version of PDE (3.6), given by (3.8). Indeed our algorithm in Section 4 was based on this. Implementing this algorithm requires choosing a ‘approximation’ factor b_n . Here we characterize the numerical error resulting from any particular choice of b_n . This is the PDE counterpart of the analysis in Section 2.2.

In order to bound the numerical error, we make the additional assumption that $\hat{G}_\theta(z, t)$ is strictly negative. This is because the machinery for viscosity solutions typically requires monotonicity with respect to $h_\theta(z, t)$. We were able to avoid this previously by getting rid of the $h_\theta(z, t)$ term through a change of variables in the proofs of Lemma 1 and Theorem 2. But this is not viable when working with the approximating equation (3.8). Note that in our

¹¹For instance it is extremely unlikely that following a close to optimal policy would result in a situation wherein there is full budget even with large t .

running example with job training, changes to budget are always negative, so this assumption is obviously satisfied here.

For each $\theta \in \Theta$, denote by $\tilde{h}_\theta(z, t)$ the solution to (3.8), and by $\hat{h}_\theta(z, t)$ the solution to (3.6).

Theorem 3. *Suppose that Assumptions 1-5 hold. Assume further that $\hat{G}_\theta(\cdot)$ is strictly negative for all θ , and $|\hat{\lambda}(\cdot)\hat{G}_\theta(\cdot)| \leq M < \infty$. Then, with probability approaching one under the joint distribution of $F \times \Omega_\lambda(\mathbb{T})$, there exists $K < \infty$ independent of θ, z, t such that*

$$\sup_{z \in [0, z_0], t \in [t_0, \infty), \theta \in \Theta} |\hat{h}_\theta(z, t) - \tilde{h}_\theta(z, t)| \leq K \sqrt{\frac{1}{b_n}}.$$

The upper bound in Theorem 3, which is of the order $b_n^{-1/2}$, appears to be sharp under our assumptions. We refer to Krylov (2005) for some results in this direction. Note that this is of a smaller order than the rate of b_n^{-1} we obtained in Section 2.2 for ODEs. One can understand this difference as the price for dealing with solutions $\hat{h}_\theta(z, t)$ that are not differentiable everywhere, but are only valid in a viscosity sense.

Let $\tilde{\theta}$ denote the numerical approximation to $\hat{\theta}$, obtained as the solution to

$$\tilde{\theta} = \arg \max_{\theta \in \Theta} \tilde{h}_\theta(z_0, t_0).$$

By a direct application of Theorems 2 and 3,

$$h_{\theta^*}(z_0, t_0) - h_{\tilde{\theta}}(z_0, t_0) \leq 2C \sqrt{\frac{v}{n}} + 2K \sqrt{\frac{1}{b_n}}.$$

Hence, as a rule of thumb, we recommend setting b_n to be some multiple of, or exactly equal to n . One could then try out a few different values, $b_n, 2b_n$ etc to make sure the solution does not change too much.

6. EXTENSIONS

6.1. Non-compliance. As it is the case for our example in Section 7, a common issue in practice is that there is substantial non-compliance. Here we show how our methods can be modified to account for this. We assume that the treatment behaves similarly to a monotone instrumental variable in that we can partition individuals into three categories: compliers, always-takers and never-takers.

We assume that the social planner cannot change the compliance behavior of any individual. Then the only category of people for whom a social planner can affect a welfare change are the compliers. As for the always-takers and never-takers, the planner has no control over their choices, so its equivalent to assume that the planner would always treat the former and never treat the latter. Formally, the change in reward (conditional on the covariates) for the social planner from treating an individual i , as compared to not treating is

$$(6.1) \quad r(x_i, 1) = \begin{cases} \text{LATE}(x_i) & \text{if } i \text{ is a complier} \\ 0 & \text{otherwise,} \end{cases}$$

where $\text{LATE}(x)$ denotes the local average treatment effect for an individual with covariate x . As before, we normalize $r(x, 0)$ to 0 as we only consider expected welfare. Note that always takers and never-takers are associated with 0 rewards. The evolution of the budget is also different for each group. In particular,

$$(6.2) \quad N(z' - z) = \begin{cases} G_a(x, t, z) & \text{if } i \text{ is a complier} \\ G_1(x, t, z) & \text{if } i \text{ is an always-taker} \\ G_0(x, t, z) & \text{if } i \text{ is a never-taker.} \end{cases}$$

Clearly the planner does not know the true compliance behavior of any individual, but she can form expectations over them given the observed covariates. Let $q_c(x)$, $q_a(x)$ and $q_n(x)$ denote the probabilities that an individual is respectively a complier, always-taker or never-taker conditional on x . Given these quantities, the analysis under non-compliance proceeds analogously to Section 3, after taking relevant expectations over the rewards in (6.1), and over the evolution of z in (6.2). In particular, let $h_\theta(z, t)$ denote the integrated value function in the current setting. Then we have the following PDE for the evolution of $h_\theta(z, t)$:

$$\lambda(t)\bar{G}_\theta(z, t)\partial_z h_\theta(z, t) + \partial_t h_\theta(z, t) - \beta h_\theta(z, t) + \lambda(t)\bar{r}_\theta(z, t) = 0, \quad h_\theta(0, t) = 0 \quad \forall t,$$

where

$$\bar{r}_\theta(z, t) := E_{x \sim F} [q_c(x)\pi_\theta(1|x, z, t)r(x, 1)],$$

and (in view of equation 6.2),

$$\begin{aligned} \bar{G}_\theta(z, t) &:= E_{x \sim F} [q_c(x) \{ \pi_\theta(1|z, t)G_1(x, t, z) + \pi_\theta(0|z, t)G_0(x, t, z) \} \\ &\quad + q_a(x)G_1(x, t, z) + q_n(x)G_0(x, t, z)]. \end{aligned}$$

In order to estimate the optimal policy rule, we need estimates of $q_c(x)$, $q_a(x)$, $q_n(x)$, along with $\text{LATE}(x)$. To obtain these, we assume that the planner has access to an observational study involving Z as the intended treatment status or instrumental variable, and W as the observed treatment. As before, Y is the observed outcome variable. Observe that $q_a(x) = E[W|X = x, Z = 0]$ and $q_n(x) = E[1 - W|X = x, Z = 1]$. Hence we can estimate $\hat{q}_a(x)$ by running a Logit regression of W on X for the sub-group of the data with $Z = 0$. Estimation of $\hat{q}_n(x)$ can be done in an analogous manner. Using both these estimates, we can also obtain $\hat{q}_c(x) = 1 - \hat{q}_a(x) - \hat{q}_n(x)$. To estimate $\text{LATE}(x)$, we recommend the doubly robust version of Belloni *et al* (2017). In the case where there do not exist any always-takers, the expression for this simplifies and is given by

$$\widehat{\text{LATE}}(x) = \theta_y(1) - \theta_y(0)$$

where

$$\theta_y(1) := \frac{\tilde{\mu}(x, W, 1) + \frac{Z}{\hat{p}(x)}(WY - \tilde{\mu}(x, W, 1))}{\hat{q}_c(x) + \frac{Z}{\hat{p}(x)}(W - \hat{q}_c(x))}, \quad \text{and}$$

$$\theta_y(0) := \frac{\tilde{\mu}(x, 1 - W, 1) + \frac{Z}{\hat{p}(x)}[(1 - W)Y - \tilde{\mu}(x, 1 - W, 1)] - \left[\hat{\mu}(x, 0) + \frac{1 - Z}{1 - \hat{p}(x)}(Y - \hat{\mu}(x, 0)) \right]}{\frac{Z}{\hat{p}(x)}(\hat{q}_c(x) - D) - \hat{q}_c(x)}.$$

In these equations, $\tilde{\mu}(x, k, W)$ is an estimator for $E[kY|W, x]$, which can be obtained through series regression, or other non-parametric methods. Additionally $\hat{p}(x)$ is an estimator for $p(x) = P(Z = 1|X = x)$ - the IV propensity score.

Given the estimates $\hat{q}_c(x), \hat{q}_a(x), \hat{q}_n(x)$ and $\widehat{\text{L\AA TE}}(x)$, it is straightforward to modify the algorithm in Section 4 to allow for non-compliance. The main difference from Algorithm 2 is that at each update we would randomly draw the compliance nature of the individual from a multinomial distribution with probabilities $(\hat{q}_c(x), \hat{q}_a(x), \hat{q}_n(x))$. Conditional on this draw, the rewards are given by sample counterpart of (6.1), and the updates to budget by (6.2). The pseudo-code for the resulting algorithm is provided in Appendix B.

Probabilistic bounds on the regret for the estimated policy rule can also be obtained by the same techniques as in Section 5. If $q_c(x), q_a(x), q_n(x)$ were known exactly, we can show that the rates for the regret remain unchanged at $\sqrt{v/n}$. The key step is to obtain concentration bounds analogous to (5.3), following which we can proceed with the discussion in Section 5. A similar analysis when using the estimated quantities $\hat{q}_c(x), \hat{q}_a(x), \hat{q}_n(x)$ is however more involved; we leave the details for future research.

6.2. Welfare under forecasting and combining different forecasts. Thus far we have intended to estimate the optimal policy by replacing $\lambda(t)$ with an estimate $\hat{\lambda}(t)$. In many examples however the value of $\lambda(t)$ would have to be forecasted. In such cases, using just a single estimate - or forecast - for this quantity would result in an unreliable policy, especially if the program is intended to run well into the future. In this section, we propose averaging over various forecasts to obtain a more robust policy. This naturally takes into account the uncertainty in the forecasts as well.

Suppose that we can denote the various forecasts by $\lambda(t; \xi)$, where each ξ represents a different forecast. For example, in consensus or ensemble forecasts, each ξ simply represents a different estimate or model. But note also that ξ could potentially be infinite dimensional. In this way we can also allow for time series models, e.g $\lambda(t)$ follows a (continuous) time AR(1) model, by identifying ξ with the underlying stochastic noise process. Now, for any given value of ξ , implementing the policy π_θ results in the integrated value function $h_\theta(z, t; \xi)$, obtained as the solution to (3.4), with $\lambda(t)$ replaced by $\lambda(t; \xi)$. Denote by $P(\xi)$ some - possibly subjective - probability distribution that the social planner places over the forecasts. We take this distribution to be given. Then we can define the ‘forecasted’ integrated value function as

$$H_\theta(z, t) = \int h_\theta(z, t; \xi) dP(\xi).$$

The social planner’s objective is to then choose θ^* that maximizes the forecast welfare at the initial time and budget

$$\theta^* = \arg \max_{\theta \in \Theta} H_\theta(z_0, t_0).$$

Clearly the above is infeasible. However, as before, we can estimate a sample analogue, $\hat{h}_\theta(z, t; \xi)$, as the solution to PDE (3.6) using $\lambda(t; \xi)$ in place of $\hat{\lambda}(t)$. We then estimate the policy rule as

$$\hat{\theta} = \arg \max_{\theta \in \Theta} \hat{H}_\theta(z_0, t_0),$$

where, for any z, t ,

$$\hat{H}_\theta(z, t) := \int \hat{h}_\theta(z, t; \xi) dP(\xi).$$

It is straightforward to extend our Actor-Critic algorithm to this context - one simply ‘draws’ a value of ξ from $P(\xi)$ as the start of every new episode. In consensus or ensemble forecasts, this is straightforward and we simply draw an estimate or model at random from the corresponding distribution. In other cases, e.g if $\lambda(t)$ follows a continuous time AR(1) process $d\lambda(t) = -\phi\lambda(t)dt + \sigma dB_t$ (where dB_t denotes the increments to standard Brownian motion), we would draw the increments at random from a normal distribution before each update step, but the cumulative effect of this is equivalent to drawing an infinite dimensional parameter ξ at the beginning of each episode.¹²

For the theoretical results, we shall assume that Assumption 1(ii) holds uniformly in ξ , i.e $\lambda(t; \xi)$ is continuously differentiable in t and bounded away from 0 uniformly over ξ . Then, in view of our results in Section 5, we have under Assumptions 1-4,

$$\sup_{\xi} \sup_{\theta \in \Theta} |h_\theta(z_0, t_0; \xi) - \hat{h}_\theta(z_0, t_0; \xi)| \leq 2C\sqrt{\frac{v}{n}}.$$

As a consequence of the above, we obtain the following bound on the forecast regret

$$(6.3) \quad H_{\theta^*}(z_0, t_0) - H_{\hat{\theta}}(z_0, t_0) \leq 2C\sqrt{\frac{v}{n}}.$$

As used above, the forecast regret measures the difference in forecast welfare under a potentially subjective probability $P(\xi)$ over the forecasts. The social planner may alternatively prefer to calculate the regret relative to the optimum policy under a true model of the future given by $\lambda(t; \xi^*)$. In this case our regret bound would have to be incremented by the additional ‘bias’ term

$$\sup_{\theta \in \Theta} \left| \int h_\theta(z_0, t_0; \xi) dP(\xi) - h_\theta(z_0, t_0; \xi^*) \right|.$$

This declines to 0 if the forecast model concentrates around the truth $\lambda(t; \xi^*)$ - note that this is the case essentially implied by Assumption 5.

The methods in this section are applicable even if we do not need to forecast $\lambda(t)$. For instance, suppose that $\lambda(t) = \lambda$, independent of t . Then λ can be estimated consistently at parametric rates. But instead of plugging in the estimate $\hat{\lambda}$, as we did previously, we could apply the techniques of this section and draw values of λ for the beginning of each episode from its sampling distribution. The latter can be estimated by the bootstrap, for e.g. Doing so would not affect the rates for the regret, which are still given by $\sqrt{v/n}$, but we would expect this to deliver better finite sample performance (in the sense of better constants for the rate).

6.2.1. Continuing Learning. If the program is being run well into the future, it is important to update the policy continuously, taking into account the arrival of new data, i.e individuals on whom the policy is being applied. We can do so by letting the Actor-Critic algorithm keep updating in the background even after coming online. Note that to do so we still require the estimates $\hat{r}(x, 1)$ from the observational dataset as we assumed the outcomes are not observable.

¹²Here we can think of ξ as indexing the Brownian motion path.

However, the algorithm now observes the true waiting times between arrivals, and by continuing to update it now implicitly uses the true value of $\lambda(t)$. In this way, the program is able to adjust to changes in arrival rates. The speed of the adjustment will depend on learning rates $(\alpha_\theta, \alpha_\nu)$ for the online updates. These should be set substantially higher than the values used for training.

6.3. Arrival rates varying by covariates. In many dynamic settings, like our example with JTPA in the next section, different individuals not only respond differently to treatment, but also have (potentially) different dynamics regarding their arrival rates. This is equivalent to saying that we would like to let the distribution F_t of the covariates change with time (and in general be different from the limit of the empirical distribution F_n). Precisely, let $\lambda_x(t)$ denote the covariate specific arrival process. Then we can decompose F_t as a time-varying compound distribution¹³

$$F_t(y) = \int_{x \leq y} w_t(x) dF(x) \quad \text{where } w_t(x) := \frac{\lambda_x(t)}{\int \lambda_\omega(t) dF(\omega)}.$$

With the above in mind, the PDE for the evolution of $h_\theta(z, t)$ is the same as (3.4), but now

$$\begin{aligned} \bar{r}_\theta(z, t) &:= E_{x \sim F_t} [\pi_\theta(1|x, z, t)r(x, 1)], \\ \bar{G}_\theta(z, t) &:= E_{x \sim F} [G_1(x, z, t)\pi_\theta(1|x, z, t) + G_0(x, z, t)\pi_\theta(0|x, z, t)] \end{aligned}$$

and $\lambda(t)$ is replaced by $\bar{\lambda}(t)$ where

$$\bar{\lambda}(t) := E_{x \sim F_t} [\lambda_x(t)].$$

Suppose that $w_t(x)$ were piece-wise constant over some clusters $j = 1, \dots, J$ on the covariate space \mathcal{X} . Then we could write $F_t = \sum_j w_t(j)F_j$, where F_j denotes the distribution of the covariates corresponding to cluster j . If in addition these cluster indices were known beforehand, we could replace F_j with the empirical counterpart $F_{n,j}$ and construct the empirical PDE (3.6) using the sample quantities

$$\begin{aligned} \hat{r}_\theta(z, t) &= \sum_j \hat{w}_t(j) E_{x \sim F_{n,j}} [\pi_\theta(1|x, z, t)\hat{r}(x, 1)], \\ \hat{G}_\theta(z, t) &= \sum_j \hat{w}_t(j) E_{x \sim F_{n,j}} [G_1(x, z, t)\pi_\theta(1|x, z, t) + G_0(x, z, t)\pi_\theta(0|x, z, t)], \text{ and} \\ \hat{\lambda}(t) &= \sum_j \hat{w}_t(j)\hat{\lambda}_j(t). \end{aligned}$$

Here, $\hat{\lambda}_j(t)$ is the estimated cluster-specific arrival rate, and $\hat{w}_t(j) := \hat{\lambda}_j(t) / \sum_j \hat{\lambda}_j(t)$. Suppose that the number of observations in each cluster is of the equal order n/J . Then we have the following analogues of the concentration inequalities (5.3) for the case with clusters:¹⁴

$$E \left[\sup_{z \in [0, z_0], t \in [t_0, \infty), \theta \in \Theta} \|\hat{r}_\theta(z, t) - \bar{r}_\theta(z, t)\| \right] \leq C_0 \sqrt{\frac{Jv_1}{n}},$$

¹³The functions $F(\cdot)$ and $\lambda_{(\cdot)}(t)$ are separately identifiable since we associate F with the limit of F_n .

¹⁴In deriving this expression, we make use of the fact that the concentration bounds in (5.3) hold uniformly over any distribution F (and therefore hold uniformly over $F_j : j = 1 \dots, J$). The resulting expression depends on J since the number of observations in each cluster is of the order n/J .

with related expressions for $\hat{G}_\theta(z, t) - \bar{G}_\theta(z, t)$ and $\hat{\lambda}(t) - \bar{\lambda}(t)$. Subsequently, proceeding with the remainder of the analysis in Section (5) enables us to show that the regret is of the probabilistic order $\sqrt{Jv/n}$.

The above discussion is only suggestive since we do not expect $w_t(x)$ to really be piece-wise constant. However, as long as $w_t(x)$ is Lipschitz continuous, we can approximate it with a piece-wise continuous function $\hat{w}_t(x)$ by partitioning the space \mathcal{X} of the covariates into a finite set of clusters $j = 1, \dots, J$. To do this, we can employ iterative partitioning using the median or mean (k-median/means clustering). After randomly choosing one observation per cluster as starting point, each observation is assigned to the cluster which is closest in terms of the median/mean, and then the cluster median/mean is recomputed (see Anderberg, 1973). The value of J is allowed to increase with the sample size, but is chosen such that each cluster has a sufficiently high number of data points. Once the clusters have been calculated, we can proceed with our discussion in the previous paragraph to obtain the empirical policy rule $\pi_{\hat{\theta}}$.

In terms of the theoretical bounds on the regret rates, we will now have an additional term due to the approximation error from replacing $w_t(x)$ with $\hat{w}_t(x)$. Let L denote the Lipschitz constant for $w_t(\cdot)$ uniformly over t . Assuming that $L < \infty$, we obtain $\sup_{x \in \mathcal{X}} |w_t(x) - \hat{w}_t(x)| \lesssim J^{-1/d_x}$ (recall that d_x denotes the dimension of the covariate space). Then standard arguments allow us to show that

$$h_{\theta^*}(z_0, t_0) - h_{\hat{\theta}}(z_0, t_0) \leq 2C \left(\frac{1}{J^{d_x}} + \sqrt{\frac{vJ}{n}} \right)$$

with probability approaching one. Note that the expression on the right hand side is minimized by choosing $J = (v/n)^{-d_x/(2+d_x)}$, so the upper bound on the regret is of the order $(v/n)^{1/(2+d_x)}$. It is unknown, however, whether these rates are sharp.

It is straightforward to extend our Actor-Critic algorithm to allow for clusters: before each update we sample the cluster index by drawing the value of j from a multinomial distribution with probabilities $(\hat{w}_t(1), \dots, \hat{w}_t(J))$. The pseudo-code for the resulting algorithm is provided in Appendix B.

6.4. Deterministic policy rules. So far our discussion has focused on policy rules that are in general stochastic. This gives more flexibility to the social planner, but there are situations in which randomization is not appealing for legal or ethical reasons. Here we investigate how one might adapt our proposed algorithm when restricted to deterministic policy rules. Our theoretical results require no modification as they already encompass deterministic policies.

One approach for handling deterministic policies is to approximate them by a randomized policy that is arbitrarily close. For instance, suppose that the social planner is restricted to using linear eligibility scores (Kitagawa and Tetenov, 2018) as policy rules, e.g

$$\Pi = \{ \pi_\theta : \pi_\theta(1|s) = \mathbb{I}(s'\theta > 0) \}.$$

One issue with such a functional class is that it is not differentiable. However we can employ analytical approximations to the step function to make these functions arbitrarily smooth. For

example, instead of Π we could employ the class

$$\tilde{\Pi}_k = \left\{ \tilde{\pi}_\theta : \tilde{\pi}_\theta(1|s) = \frac{1}{2} + \frac{1}{\pi} \arctan(ks'\theta) \right\}$$

where $k \in \mathbb{R}^+$ is arbitrarily large. Then as $k \rightarrow \infty$, $\tilde{\Pi}_k \rightarrow \Pi$.

The main difficulty with applying our algorithm on $\tilde{\Pi}_k$ with a large k is that it does not permit sufficient exploration. Hence when faced with policy rules that are close to deterministic, we recommend using an off-policy actor-critic algorithm (Degris, White and Sutton, 2012). In an off policy setting, the algorithm chooses actions according to a behavioral policy (e.g $b(1|s) = 1/2$), but uses the resulting outcomes to update the target policy π_θ . To account for the fact that the sequence of states under the target policy is different from that under the behavioral policy, the updates are adjusted by the importance weights $\rho(a|s) = \pi_\theta(a|s)/b(a|s)$. With these modifications, it is straightforward to extend our actor-critic algorithm to the off-policy context. The pseudo-code for this provided in Appendix B. The theoretical properties of the algorithm can be derived in an analogous way to Section 4.2; we do not present them here as they follow in a straightforward manner from the results in Degris, White and Sutton (2012).

This approach requires a choice of k . Instead of keeping this constant, we can start from a moderate initial value for k and increase it slowly in the course of the updates. In particular, we recommend the following two step procedure: First we solve for the optimal policy function at some initial value of k using the on-policy algorithm from Section 4. We then use this as the behavioral policy, and use our off-policy actor-critic algorithm to update the policy function as the values of k are increased.

7. EMPIRICAL APPLICATION: JTPA

To illustrate our approach, we use the popular dataset on randomized training provided under the JTPA, akin to e.g Kitagawa and Tetenov (2018), or Abadie, Angrist, and Imbens (2002). During 18 months, applicants who contacted job centers after becoming unemployed were randomized to either obtain support or not. Local centers could choose to supply one of the following forms of support: training, job-search assistance, or other support. Again akin to Kitagawa and Tetenov (2018), we consolidate all forms of support. Baseline information about the 20601 applicants was collected as well as their subsequent earnings for 30 months. We follow the sample selection procedure of Kitagawa and Tetenov (2018) and delete entries with missing earnings or education variables as well as those that are not in the analysis of the adult sample of Abadie, Angrist, and Imbens (2002). This results in 9223 observations.

In this setting, a policy maker is faced with a sequence of individuals who just became unemployed. For each arriving individual, she has to decide whether to offer job training to them or not. The decision is made based on current time, remaining budget, and individual characteristics. For the latter, we follow Kitagawa and Tetenov (2018) and use education, previous earnings, and age. Job training is free to the individual, however, costly to the policy maker who has only limited funds.

The frequency with which people with given characteristics apply is not constant throughout the year. As we use RCT data which contains information regarding when participants arrived,

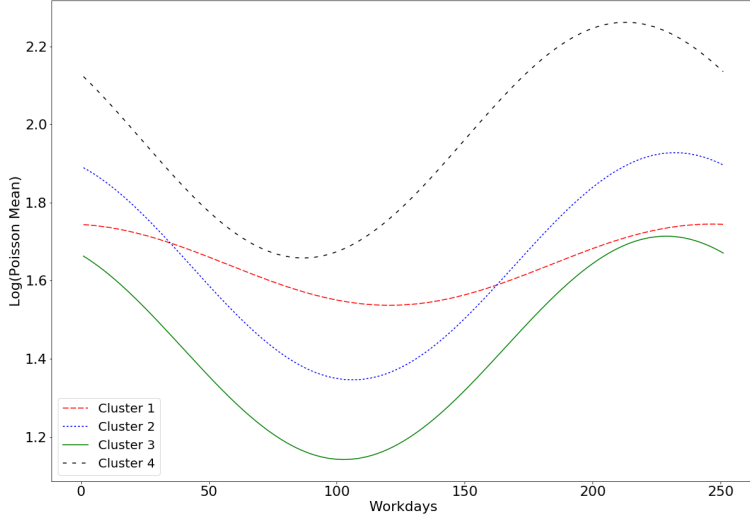


FIGURE 7.1. Clusters-Specific Arrival Rates over Time

we can estimate Poisson processes that are changing over the course of the year. We first partition the data into clusters using k-median clustering on education, previous earnings, and age.¹⁵ Prior to the clustering, we standardize the variables. The resulting clusters are briefly described in Appendix D.

For each cluster, we estimate the arrival probabilities. While we assume that they are constant across years, we allow for variation within a year. In particular, we specify the following functional form for the cluster-specific Poisson parameter: $\lambda_c(t) = \beta_{0,c} + \beta_{1,c}\sin(2\pi t) + \beta_{2,c}\cos(2\pi t)$, where t is normalized so that $t = 1$ corresponds to a year. For each cluster, we obtain the estimates $\hat{\beta}_c$ (and hence $\hat{\lambda}_c(t)$) using maximum likelihood. Figure 7.1 shows the estimated dynamic behavior of each cluster. People from cluster 1, for example, display a less pronounced seasonal pattern regarding their arrival rates than people from cluster 2.

We obtain the reward estimates $\hat{r}(x, 1)$ in two ways: (i) $\hat{r}(x, 1) = \hat{\mu}(x, 1) - \hat{\mu}(x, 0)$, and (ii) from a doubly robust procedure as in (5.2). In both cases we use simple OLS to estimate the conditional means. For this reason we shall call case (i) the case of standard OLS rewards. The relevant covariates are education, previous earnings, and age. Estimating the propensity score is not necessary in this context as it was set by the RCT to be $\frac{2}{3}$. Note that the different reward estimates give rise to different heterogeneity patterns, which crucially affect the resulting policy function. Indeed, while the doubly robust procedure consistently estimates the true heterogeneity structure, the standard OLS does not. Consequently, we expect differing parameters in the policy functions and treatment decisions.

In terms of the other parameters, we set the budget such that 1600 people can be treated, which is about a quarter of the expected number of people arriving in a year (given our Poisson

¹⁵Given the limited amount of data, the number of clusters we can reliably estimate is limited too. We chose to use four clusters. With more data, more clusters and hence a more detailed picture of differential arrival of applications becomes possible.

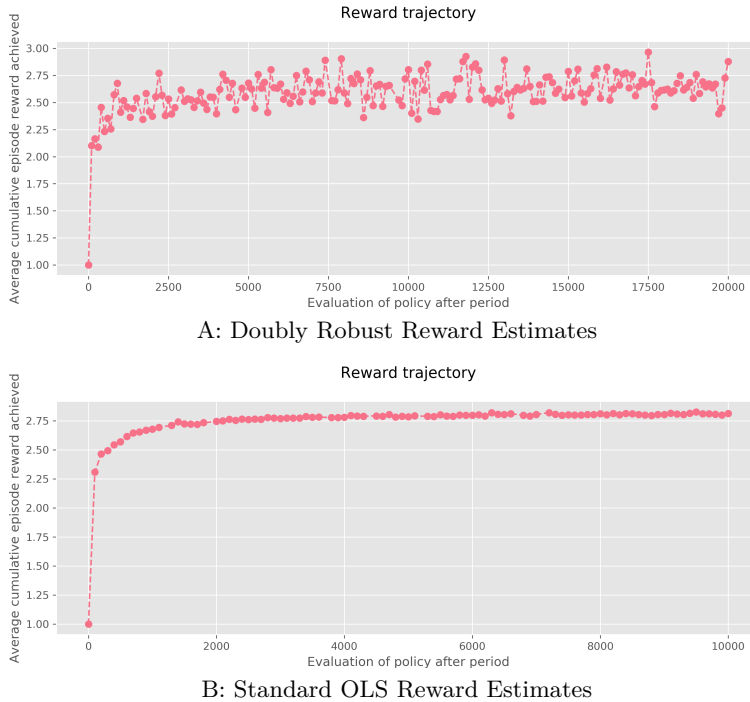


FIGURE 7.2. Converging Episodic Welfare

rates). Subsequently, we normalize z in such way that $z_0 = 0.25$. We also use a discount factor of $\beta = -\log(0.9)$, which implies an annualized discount rate of 0.9 (since $t = 1$ corresponds to an year). The episode terminates when all budget is used up.

The primary outcome variable is the policy function. We chose the policy function class to be of the logistic form $\pi_\theta \sim \text{Logit}(\theta_1^\top \mathbf{x} + \theta_2^\top \mathbf{x} \cdot z + \theta_3^\top \mathbf{x} \cdot \cos(2\pi t))$, where $\mathbf{x} = (1, \text{age}, \text{education}, \text{previous earnings})$. We use $\cos(2\pi t)$ to ensure that the arrival rates are periodic, and to prevent discontinuities at the end of the year. Note that this allows for episodes potentially lasting longer than a year, but constrains the years themselves to be identical.

To run our Actor-Critic algorithm we need to set the learning rates. There exist some rules of thumb for these, see e.g Sutton and Barto (2018). In practice, however, we tune the rates manually starting from the rules of thumb to optimize the performance of the algorithm. Choosing a rate that is too high makes the algorithm unstable, while setting the rate too low makes convergence slow. Based on pilot runs we found that by setting $\alpha_\theta = 0.3$ and $\alpha_\nu = 0.8$ we could achieve good performance.

With these rates, employing the parallel actor-critic algorithm with clusters (see appendix and section 6.3) provides promising results. Figure 7.2 shows that the expected welfare converges as learning occurs through the episodes. In both cases we normalize welfare so that choosing a random policy provides a welfare of 1. The welfare is thus approximately three times higher than that under random treatment in the initial episode. The parameters in the policy function generally converge as well, as shown in Figure 7.3.

Figure 7.4 depicts how the coefficients on the individual-specific characteristics in the policy function change with time and budget. Note that time is periodic, so a low budget indicates that the end of an episode is near, while time reflects differences in seasonal patterns related

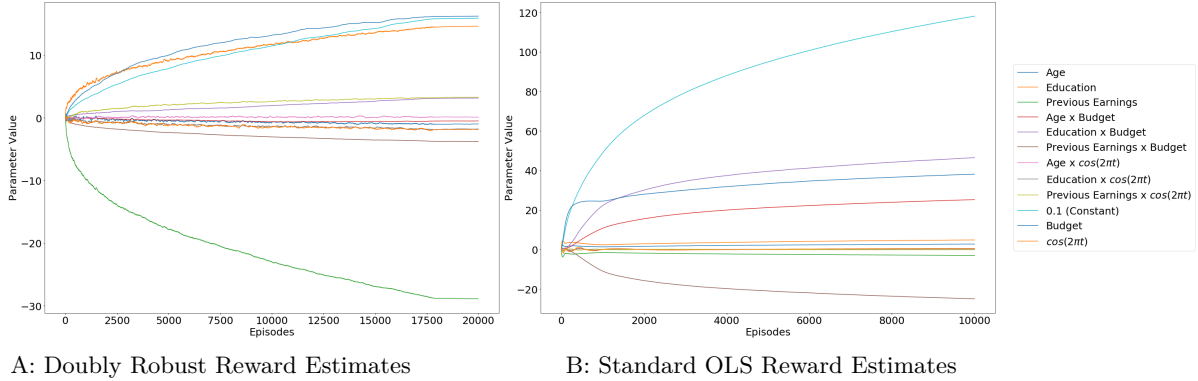


FIGURE 7.3. Convergence of Policy Function Parameters

to the non-constant arrival rates. An episode lasts for approximately three years in the case with standard OLS reward estimates, and around half a year with doubly robust rewards. Consequently, in the latter case, the typical path in the left panel of Figure 7.4 is from the top-left to bottom-right (and time ends at 0.6). In the right panel, it also starts top-left, but horizontally crosses the figure three times until terminating bottom-right. As shown in Figure 7.1, the arrival rates of all clusters decrease in spring and increase in late summer. In case of the doubly robust rewards, it appears optimal to immediately avoid this period that contributes to discounting the future without offering many new arrivals.

The interpretation of each parameter in Figure 7.4 is not straightforward, especially due to the parameters being correlated (e.g. time and budget left, especially in the doubly robust case where an episode lasts half a year). For time running from 0 to 1, the horizontal pattern that the left and right margin are equal to each other with gradual changes towards the middle is artificially due to our choice to have time in the policy function in the form $\cos(2\pi t)$.

In sum, we have shown that rewards are substantially higher than under random treatment. Moreover, both rewards and policy function parameters converge. This illustrates the functionality of our algorithm for given reward estimates. How these estimates are obtained matters: the results for standard OLS rewards are rather different than those obtained from employing doubly robust doubly robust estimates. Since the latter consistently estimates the true heterogeneity structure, we clearly recommend using doubly robust reward estimation out of the two.

8. CONCLUSION

In this paper we have shown how to estimate optimal dynamic treatment assignment rules using observational data under constraints on the policy space. We proposed an Actor-Critic algorithm to efficiently solve for these rules. We further showed how our framework can be naturally extended to incorporate non-compliance using instrumental variables. Separately, our results also point the way to using Reinforcement Learning to solve PDEs characterizing the evolution of value functions. We do so by approximating the PDEs with a dynamic program. Further, we were able to characterize the numerical error involved in this approximation.

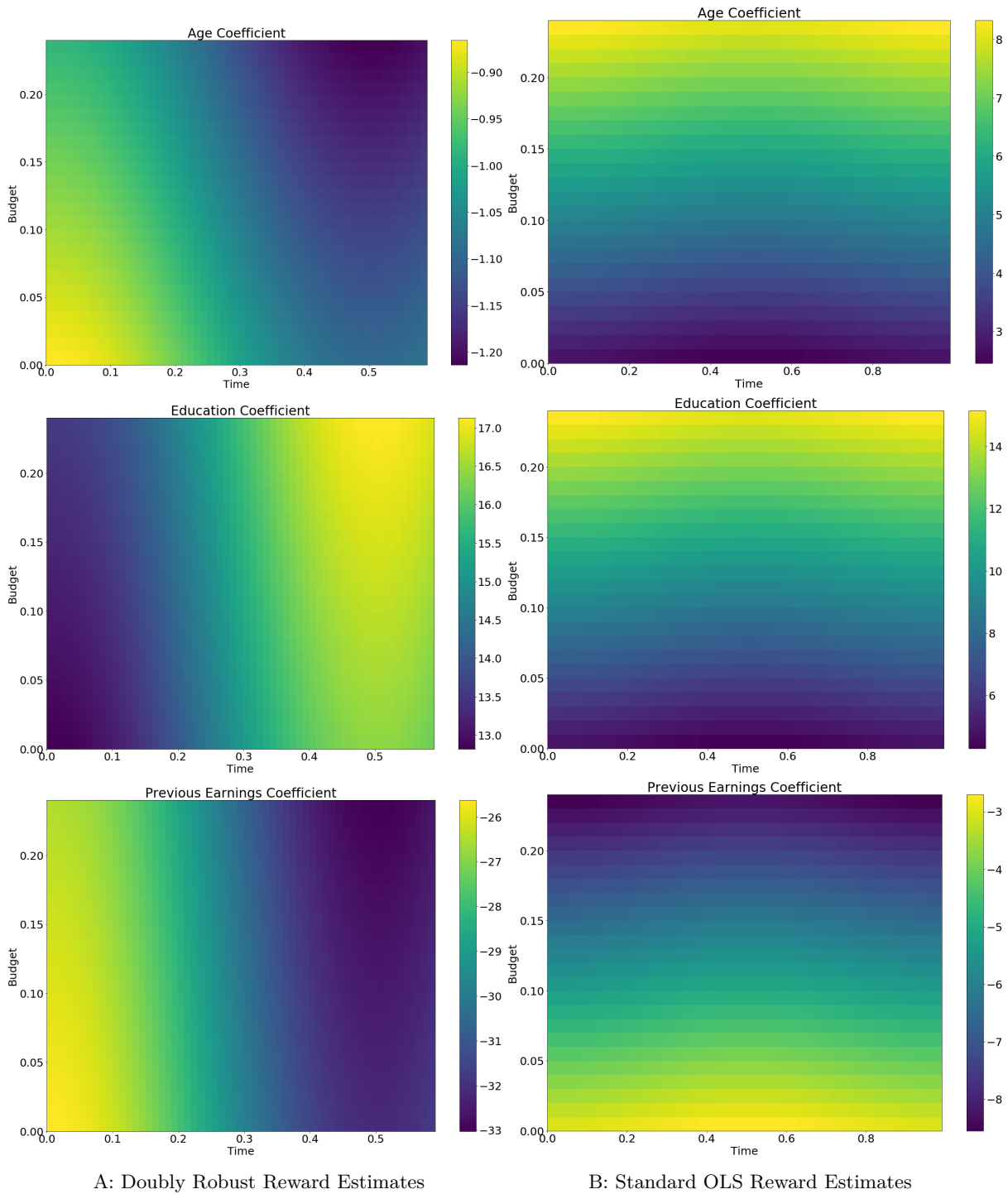


FIGURE 7.4. Coefficient Interactions in the Resulting Policy Function

We expect our results to be useful in contexts beyond the current one. A few of the potential applications include:

8.0.1. *Stationary environments.* Consider a situation in which a social planner receives a fixed amount of funding for the training program at the start of every year. Unused funds can be rolled over into subsequent years. Assume that the distribution and arrival rates of people are the same across years, so that the environment is stationary. To solve for the optimal policy in

this context, we first note that it will not be optimal (assuming a rich enough policy class) to leave any funds to be transferred into subsequent years. Therefore the optimal policy rule in this setting is approximately the same as the one obtained when we impose the restriction that the program terminates in a year (in addition to terminating when the budget is depleted). Doing so simply amounts to changing the boundary condition, which is now given by: $h_\theta(z, t) = 0$ when either $z = 0$ or $t = 1$ (assuming t is measured in years). It is straightforward to extend our algorithm to this context - one simply adds a condition that episodes terminate when $t \geq 1$.

8.0.2. *Solving HJB equations.* Recently there has been a growing interest in recasting macro-models in continuous time (see e.g Achdou *et al*, 2018). This entails solving a Hamilton-Jacobi-Bellman (HJB) equation for the optimal choices of individuals over time. Such equations are typically solved using finite-difference techniques. Our paper posits an alternative way to solve them by parameterizing the policy functions using flexible functional approximators, e.g neural networks. This gives rise to a class of PDEs for the value functions, where each PDE corresponds to a particular policy. We can then solve for the optimal policy function within that class using the techniques introduced in this paper. We expect our technique to be computationally less expensive than finite-difference methods when the state space is high dimensional. In some cases, constraining the policy class is also important in itself, for e.g if we believe the agents have bounded rationality. The Actor-Critic algorithm allows one to impose such restrictions.

REFERENCES

- Abadie, A., Angrist, J., and Imbens, G. (2002). Instrumental Variables Estimates of the Effect of Subsidized Training on the Quantiles of Trainee Earnings. *Econometrica*, 70(1):91–117.
- Achdou, Y., Han, J., Lasry, J.-M., Lions, P.-L., and Moll, B. (2017). Income and wealth distribution in macroeconomics: A continuous-time approach. Technical report, National Bureau of Economic Research.
- Agarwal, A., Hsu, D., Kale, S., Langford, J., Li, L., and Schapire, R. (2014). Taming the monster: A fast and simple algorithm for contextual bandits. In *International Conference on Machine Learning*, pages 1638–1646.
- Anderberg, M. R. M. R. (1973). *Cluster Analysis for Applications*. Academic Press, New York.
- Athey, S. and Wager, S. (2018). Efficient Policy Learning. *arXiv:1702.02896*.
- Belloni, A., Chernozhukov, V., Fernández-Val, I., and Hansen, C. (2017). Program evaluation and causal inference with high-dimensional data. *Econometrica*, 85(1):233–298.
- Benitez-Silva, H., Hall, G., Hitsch, G. J., Pauletto, G., and Rust, J. (2000). A comparison of discrete and parametric approximation methods for continuous-state dynamic programming problems. *manuscript, Yale University*.
- Bhatnagar, S., Sutton, R. S., Ghavamzadeh, M., and Lee, M. (2009). Natural Actor-Critic Algorithms. *Automatica*, 45(11):2471–2482.
- Bhattacharya, D. and Dupas, P. (2012). Inferring Welfare Maximizing Treatment Assignment under Budget Constraints. *Journal of Econometrics*, 167:168–196.

- Chakraborty, B. and Murphy, S. A. (2014). Dynamic Treatment Regimes. *Annual Review of Statistics and Its Application*, 1(1):447–464.
- Chamberlain, G. (2011). Bayesian Aspects of Treatment Choice. In Geweke, J., Koop, G., and Van Dijk, H., editors, *The Oxford Handbook of Bayesian Econometrics*, pages 11–39. Oxford University Press.
- Chernozhukov, V., Chetverikov, D., Demirer, M., Duflo, E., Hansen, C., Newey, W., and Robins, J. (2018). Double/debiased machine learning for treatment and structural parameters. *The Econometrics Journal*, 21(1):C1–C68.
- Crandall, M. G., Ishii, H., and Lions, P.-L. (1992). User’s guide to viscosity solutions of second order partial differential equations. *Bulletin of the American mathematical society*, 27(1):1–67.
- Crandall, M. G. and Lions, P.-L. (1983). Viscosity solutions of hamilton-jacobi equations. *Transactions of the American mathematical society*, 277(1):1–42.
- Crandall, M. G. and Lions, p.-L. (1987). Remarks on the existence and uniqueness of unbounded viscosity solutions of hamilton-jacobi equations. *Illinois J. Math.*, 31(4):665–688.
- De Fauw, J., Ledsam, J. R., Romera-Paredes, B., Nikolov, S., Tomasev, N., Blackwell, S., Askham, H., Glorot, X., O’Donoghue, B., Visentin, D., van den Driessche, G., Lakshminarayanan, B., Meyer, C., Mackinder, F., Bouton, S., Ayoub, K., Chopra, R., King, D., Karthikesalingam, A., Hughes, C. O., Raine, R., Hughes, J., Sim, D. A., Egan, C., Tufail, A., Montgomery, H., Hassabis, D., Rees, G., Back, T., Khaw, P. T., Suleyman, M., Cornebise, J., Keane, P. A., and Ronneberger, O. (2018). Clinically Applicable Deep Learning for Diagnosis and Referral in Retinal Disease. *Nature Medicine*, 24(9):1342–1350.
- Degrís, T., White, M., and Sutton, R. S. (2012). Off-policy actor-critic. *arXiv preprint arXiv:1205.4839*.
- Dimakopoulou, M., Athey, S., and Imbens, G. (2017). Estimation considerations in contextual bandits. *arXiv preprint arXiv:1711.07077*.
- Dudík, M., Hsu, D., Kale, S., Karampatziakis, N., Langford, J., Reyzin, L., and Zhang, T. (2011). Efficient optimal learning for contextual bandits. *arXiv preprint arXiv:1106.2369*.
- Hirano, K. and Porter, J. R. (2009). Asymptotics for Statistical Treatment Rules. *Econometrica*, 77(5):1683–1701.
- Khan, S. and Tamer, E. (2010). Irregular identification, support conditions, and inverse weight estimation. *Econometrica*, 78(6):2021–2042.
- Kitagawa, T. and Tetenov, A. (2018). Who Should Be Treated? Empirical Welfare Maximization Methods for Treatment Choice. *Econometrica*, 86(2):591–616.
- Krylov, N. V. (2005). The rate of convergence of finite-difference approximations for bellman equations with lipschitz coefficients. *Applied Mathematics & Optimization*, 52(3):365–399.
- Laber, E. B., Lizotte, D. J., Qian, M., Pelham, W. E., and Murphy, S. A. (2014). Dynamic treatment regimes: Technical challenges and applications. *Electronic journal of statistics*, 8(1):1225.
- Lei, H., Nahum-Shani, I., Lynch, K., Oslin, D., and Murphy, S. (2012). A "SMART" Design for Building Individualized Treatment Sequences. *Annual Review of Clinical Psychology*, 8(1):21–48.

- Manski, C. F. (2004). Statistical Treatment Rules for Heterogeneous Populations. *Econometrica*, 72(4):1221–1246.
- Mnih, V., Kavukcuoglu, K., Silver, D., Rusu, A. A., Veness, J., Bellemare, M. G., Graves, A., Riedmiller, M., Fidjeland, A. K., Ostrovski, G., Petersen, S., Beattie, C., Sadik, A., Antonoglou, I., King, H., Kumaran, D., Wierstra, D., Legg, S., and Hassabis, D. (2015). Human-Level Control through Deep Reinforcement Learning. *Nature*, 518(7540):529–533.
- Murphy, S. A. (2005). An Experimental Design for the Development of Adaptive Treatment Strategies. *Statistics in Medicine*, 24(10):1455–1481.
- Russo, D. and Van Roy, B. (2016). An information-theoretic analysis of thompson sampling. *The Journal of Machine Learning Research*, 17(1):2442–2471.
- Souganidis, P. E. (1985). Existence of viscosity solutions of hamilton-jacobi equations. *Journal of Differential Equations*, 56(3):345–390.
- Souganidis, P. E. (2009). Rates of convergence for monotone approximations of viscosity solutions of fully nonlinear uniformly elliptic pde (viscosity solutions of differential equations and related topics).
- Stoye, J. (2009). Minimax Regret Treatment Choice with Finite Samples. *Journal of Econometrics*, 151(1):70–81.
- Stoye, J. (2012). New Perspectives on Statistical Decisions Under Ambiguity. *Annual Review of Economics*, 4(1):257–282.
- Sutton, R. S. and Barto, A. G. (2018). *Reinforcement learning: An introduction*. MIT press.
- Sutton, R. S., McAllester, D. A., Singh, S. P., and Mansour, Y. (2000). Policy gradient methods for reinforcement learning with function approximation. In *Advances in neural information processing systems*, pages 1057–1063.
- Tetenov, A. (2012). Statistical treatment choice based on asymmetric minimax regret criteria. *Journal of Econometrics*, 166(1):157–165.

APPENDIX A. PROOFS OF MAIN RESULTS

We recall here the definition of a viscosity solution. Consider a second order differential partial equation of the Dirichlet form

$$(A.1) \quad F\left(D^2u(y), Du(y), u(y), y\right) = 0, \quad u = 0 \text{ on } \partial\mathcal{Y},$$

where the domain is \mathcal{Y} which is an open set, y is a vector, Du, D^2u denote the first and second order derivatives with respect to y , and $\partial\mathcal{Y}$ is the boundary of \mathcal{Y} on which the initial conditions are specified.¹⁶ We restrict ourselves to functions $F(\cdot)$ that are *proper*, i.e $F(\cdot)$ is non-decreasing in its third argument. Let $\mathcal{C}^2(\mathcal{Y})$ denote the space of all twice continuously differentiable functions on \mathcal{Y} .

Definition 1. *A function u is said to be a viscosity solution to (A.1) on the domain \mathcal{Y} if it satisfies the following:*

(i) $u = 0$ on $\partial\mathcal{Y}$, and

(ii) for each $\phi \in \mathcal{C}^2(\mathcal{Y})$, if $u - \phi$ has a local maximum at $y_0 \in \mathcal{Y}$, then

$$F\left(D^2\phi(y_0), D\phi(y_0), u(y_0), y_0\right) \leq 0$$

(iii) similarly, for each $\phi \in \mathcal{C}^2(\mathcal{Y})$, if $u - \phi$ has a local minimum at $y_0 \in \mathcal{Y}$, then

$$F\left(D^2\phi(y_0), D\phi(y_0), u(y_0), y_0\right) \geq 0.$$

We shall also say that a function u satisfies the inequality

$$F\left(D^2u(y), Du(y), u(y), y\right) \leq 0$$

in a viscosity sense if for each $\phi \in \mathcal{C}^2(\mathcal{Y})$, if $u - \phi$ has a local maximum at $y_0 \in \mathcal{Y}$, then

$$F\left(D^2\phi(y_0), D\phi(y_0), u(y_0), y_0\right) \leq 0.$$

A.1. Proof of Lemma 1. Recall that our partial differential equation is of the form

$$(A.2) \quad \lambda(t)\bar{G}_\theta(z, t)\partial_z h_\theta(z, t) + \partial_t h_\theta(z, t) - \beta h_\theta(z, t) + \lambda(t)\bar{r}_\theta(z, t) = 0, \quad h_\theta(0, t) = 0 \forall t.$$

We shall first get rid of the inhomogeneous term $-\beta h_\theta(z, t)$ as follows: Define $u_\theta(z, t) := e^{-\beta(t-t_0)}h_\theta(z, t)$. Then (A.2) implies

$$\lambda(t)\bar{G}_\theta(z, t)\partial_z u_\theta(z, t) + \partial_t u_\theta(z, t) + e^{-\beta(t-t_0)}\lambda(t)\bar{r}_\theta(z, t) = 0, \quad u_\theta(0, t) = 0 \forall t.$$

Rewrite the above in the form

$$(A.3) \quad \partial_z u_\theta + H_\theta(t, z, \partial_t u_\theta) = 0, \quad u_\theta(0, t) = 0 \forall t,$$

where $H(z, t, p)$ is the Hamiltonian defined by

$$H_\theta(t, z, p) = \frac{1}{\lambda(t)\bar{G}_\theta(z, t)}p + \frac{e^{-\beta(t-t_0)}\bar{r}_\theta(z, t)}{\bar{G}_\theta(z, t)}.$$

¹⁶Note that the first and second arguments of $F(\cdot)$ are a matrix and a vector respectively.

Because $e^{-\beta(t-t_0)}$ is strictly positive and twice continuously differentiable, it is straightforward to show that if a viscosity solution $u_\theta(z, t)$ exists for (A.3), then there also exists a viscosity solution $h_\theta(z, t) = e^{\beta(t-t_0)}u_\theta(z, t)$ to (A.2). Furthermore, the converse is also true. Hence it remains to show existence of a unique viscosity solution to (A.3).

Under Assumption 1, $H(\cdot)$ is uniformly continuous in all its three arguments. Furthermore, for any $t_1, t_2 \in \mathbb{R}$, it is true that

$$|H_\theta(t_1, z, p) - H_\theta(t_2, z, p)| \leq M(1 + |p|) |t_1 - t_2|$$

for some constant M that is independent of θ, z, t_1, t_2, p . Now as long as the Hamiltonian satisfies the above properties, Souganidis (1985, Theorem 1) shows that a unique viscosity solution exists for (A.3). This completes the proof of the lemma.

A.2. Proof of Theorem 2. As in the proof of Lemma 1, we also convert PDE (3.6) into a form that does not include the term $-\beta\hat{h}_\theta(z, t)$. We then have the following PDEs:

$$(A.4) \quad \partial_z u_\theta + H_\theta(t, z, \partial_t u_\theta) = 0, \quad u_\theta(0, t) = 0 \quad \forall t$$

$$(A.5) \quad \partial_z \hat{u}_\theta + \hat{H}_\theta(t, z, \partial_t \hat{u}_\theta) = 0, \quad \hat{u}_\theta(0, t) = 0 \quad \forall t$$

where

$$H_\theta(t, z, p) = \frac{1}{\lambda(t)\bar{G}_\theta(z, t)} p + \frac{e^{-\beta(t-t_0)}\bar{r}_\theta(z, t)}{\bar{G}_\theta(z, t)},$$

$$\hat{H}_\theta(t, z, p) = \frac{1}{\hat{\lambda}(t)\hat{G}_\theta(z, t)} p + \frac{e^{-\beta(t-t_0)}\hat{r}_\theta(z, t)}{\hat{G}_\theta(z, t)}.$$

Note that as in Lemma 1, if $\hat{u}_\theta(z, t)$ is the unique solution of (A.5), then $\hat{h}_\theta(z, t) = e^{\beta(t-t_0)}\hat{u}_\theta(z, t)$ is the unique solution for (3.6), and vice versa. Therefore we first obtain bounds on the sup norm of $\hat{u}_\theta(z, t) - u_\theta(z, t)$.

We start with some properties of the solution $u_\theta(z, t)$. We show that there exist $L_1, L_2 < \infty$ such that

$$(A.6) \quad \sup_\theta \|u_\theta\| < L_1, \text{ and}$$

$$(A.7) \quad \sup_\theta \|\partial_t u_\theta\| < L_2$$

where $\|u_\theta\|$ denotes the sup-norm of $u_\theta(z, t)$ over its domain, and

$$\|\partial_t u_\theta\| := \sup_{t_1, t_2 \in [t_0, \infty), z \in [0, z_0]} \frac{|u_\theta(z, t_1) - u_\theta(z, t_2)|}{|t_1 - t_2|}$$

denotes the Lipschitz constant for $u_\theta(z, t)$ in terms of t (if $u_\theta(z, t)$ is not Lipschitz continuous, we set $\|\partial_t u_\theta\|$ to ∞). To prove the above, we first observe that $H_\theta(t, z, 0)$ is uniformly bounded for all θ, z, t . Then (A.6) follows by Crandall and Lions (1987, Theorem VII.1, Remark i)¹⁷. Furthermore, by Assumptions 1-5, there exists some constant B independent of θ, z, t_1, t_2, p

¹⁷A careful examination of the proofs of Crandall and Lions (1987) shows that their results hold uniformly in θ as long as the underlying properties on the Hamiltonian also hold uniformly.

such that

$$H_\theta(t_1, z, \lambda(t_2 - t_1)) - H(t_2, z, \lambda(t_2 - t_1)) \leq B\lambda|t_1 - t_2|^2 + B|t_1 - t_2|,$$

for any positive λ . Subsequently, by Crandall and Lions (1987, Theorem VII.1, Remark ii), $u_\theta(z, t)$ is uniformly Lipschitz continuous in t (i.e uniformly over all θ, z). This proves (A.7).

Now define

$$A = \{z, t, p : z \in [0, z_0], t \in [t_0, \infty), |p| \leq L_2\}.$$

By Souganidis (1985, Proposition 1.4),¹⁸ we have that for every $z \in [0, z_0]$ and $\theta \in \Theta$,

$$(A.8) \quad \sup_t |u_\theta(z, t) - \hat{u}_\theta(z, t)| \leq z \sup_{(s,t,p) \in A} |H_\theta(t, s, p) - \hat{H}_\theta(t, s, p)|.$$

Hence it suffices to bound the right hand side of (A.8) uniformly over θ . To do this, observe that by the results of Athey and Wager (2018), there exists $C_0 < \infty$ such that

$$(A.9) \quad E \left[\sup_{z \in [0, z_0], t \in [t_0, \infty), \theta \in \Theta} \|\hat{r}_\theta(z, t) - \bar{r}_\theta(z, t)\| \right] \leq C_0 \sqrt{\frac{v_1}{n}}, \text{ and}$$

$$E \left[\sup_{z \in [0, z_0], t \in [t_0, \infty), \theta \in \Theta} \|\hat{G}_\theta(z, t) - \bar{G}_\theta(z, t)\| \right] \leq C_0 \sqrt{\frac{v_2}{n}}.$$

The last inequality can also be derived from Kitagawa and Tetenov (2018, Lemma A.4). Using (A.9) together with Assumptions 1-5, straightforward algebra enables us to show that

$$\sup_{\theta \in \Theta} \sup_{(z,t,p) \in A} |H_\theta(t, z, p) - \hat{H}_\theta(t, z, p)| \leq C_3 \sqrt{\frac{v}{n}}$$

with probability approaching one under $F \times \Omega_\lambda(\mathbb{T})$ (henceforth wpa1), where C_3 is some constant independent of θ, t, z, p . Substituting the above in (A.8), we obtain wpa1

$$(A.10) \quad \sup_{z \in [0, z_0], t \in [t_0, \infty), \theta \in \Theta} |u_\theta(z, t) - \hat{u}_\theta(z, t)| \leq z_0 C_3 \sqrt{\frac{v}{n}}.$$

In view of (A.10) and the definitions of $u_\theta(z, t), \hat{u}_\theta(z, t)$, we have wpa1,

$$\left| e^{-\beta(t-t_0)} \{h_\theta(z, t) - \hat{h}_\theta(z, t)\} \right| \leq z_0 C_3 \sqrt{\frac{v}{n}}.$$

This concludes the proof of the Theorem.

A.3. Proof of Theorem 3. The argument leading to the proof of Theorem 3 here was sketched by Souganidis (2009) in an unpublished paper. We formalize the argument here.

All the inequalities in this section should be understood to be holding with probability approaching 1 under the joint distribution of $F \times \Omega_{\lambda(t)}$. In what follows, we drop this qualification for ease of notation and hold this to be implicit. We also employ the following notation: For any function f over (z, t) , Df denotes its Jacobean. Additionally, $\|\partial_z f\|, \|\partial_t f\|$ and $\|Df\|$ denote the Lipschitz constants for $f(\cdot, t), f(z, \cdot)$ and $f(\cdot, \cdot)$. We shall represent PDE (3.6) by

$$(A.11) \quad \hat{F}_\theta(\partial_t f, \partial_z f, f, z, t) = 0, \quad f(0, t) = 0 \quad \forall t$$

¹⁸We take the special case of the Proposition in Souganidis (1985) where $\varepsilon \rightarrow 0$.

with f denoting a function, and where

$$\hat{F}_\theta(l, p, q, z, t) := l + \frac{1}{\hat{\lambda}(t)\hat{G}_\theta(z, t)}p - \frac{\beta}{\hat{\lambda}(t)\hat{G}_\theta(z, t)}q + \frac{\hat{r}_\theta(z, t)}{\hat{G}_\theta(z, t)}.$$

Additionally, denote our approximation scheme (3.8) by

$$(A.12) \quad S_\theta([f], f, z, t) = 0, \quad f(0, t) = 0 \quad \forall t$$

where for any two functions f_1, f_2 ,

$$(A.13) \quad S_\theta([f_1], f_2(z, t), z, t, b_n) := \frac{b_n}{|\hat{G}_\theta(z, t)|} \left(f_2(z, t) - E_{n, \theta} \left[e^{-\beta(t'-t)/b_n} f_1(z', t') | z, t \right] \right) - \frac{\hat{r}_\theta(z, t)}{|\hat{G}_\theta(z, t)|}.$$

Here $[f]$ refers to the fact that it is a functional argument. Note that \hat{h}_θ and \tilde{h}_θ are the functional solutions to (A.11) and (A.12) respectively. Also note that $\hat{F}_\theta(l, p, q_1, z, t) \geq \hat{F}_\theta(l, p, q_2, z, t)$ for all $q_1 \geq q_2$ by our assumption that $\tilde{G}_\theta(z, t)$ is strictly negative. We shall also make use of the following two properties for $S_\theta(\cdot)$:

(i): $S_\theta(\cdot)$ is monotone in its first argument i.e

$$S_\theta([f_1], f, z, t, b_n) \geq S_\theta([f_2], f, z, t, b_n) \quad \forall f_2 \geq f_1.$$

(ii): For all f and $m \in \mathbb{R}$,

$$S_\theta([f + m], f + m, z, t, b_n) \geq S_\theta([f], f, z, t) + \chi m,$$

where $\chi = c\beta \inf_{\theta, z, t} |\hat{\lambda}(t)\hat{G}_\theta(z, t)|^{-1}$ for some $c = (0, 1)$. Note that $\chi > 0$ by our assumptions.

The first property is trivial to show. As for the second, observe that

$$S_\theta([f + m], f + m, z, t, b_n) - S_\theta([f], f, z, t) = m \frac{b_n}{|\hat{G}_\theta(z, t)|} \left(1 - E_{n, \theta} \left[e^{-\beta(t'-t)/b_n} | t \right] \right) \geq \chi m.$$

We will also make use of the following properties of the solution $\hat{h}_\theta(z, t)$: There exist K_1, K_2 satisfying

$$(A.14) \quad \sup_{\theta} \|\hat{h}_\theta\| < K_1, \quad \text{and}$$

$$(A.15) \quad \sup_{\theta} \|D\hat{h}_\theta\| < K_2.$$

Equation (A.14) follows by similar arguments as in the proof of Theorem 2. For (A.15), note that also by similar arguments as in the proof of Theorem 2, $\sup_{\theta} \|\partial_t \hat{h}_\theta\| < L_2 < \infty$. Set

$$A = \{z, t, q, p : z \in [0, z_0], t \in [t_0, \infty), |q| \leq K_1, |p| \leq L_2\}.$$

Souganidis (1985, Proposition 1.5(e)) shows that

$$(A.16) \quad \sup_t \left\| \hat{h}_\theta(z_1, t) - \hat{h}_\theta(z_2, t) \right\| \leq |z_1 - z_2| \sup_{(s, t, q, p) \in A} |H_\theta(t, s, q, p)|, \quad \text{where}$$

$$H_\theta(t, s, q, p) := \frac{1}{\hat{\lambda}(t)\hat{G}_\theta(z, t)}p - \frac{\beta}{\hat{\lambda}(t)\hat{G}_\theta(z, t)}q + \frac{\hat{r}_\theta(z, t)}{\hat{G}_\theta(z, t)}.$$

In view of (A.16) and Assumptions 1-5, straightforward algebra shows that $\sup_{\theta} \left\| \partial_z \hat{h}_{\theta} \right\| \leq L_3 < \infty$. Hence $\sup_{\theta} \left\| D\hat{h}_{\theta} \right\| \leq K_2 := L_2 + L_3 < \infty$. This proves (A.15).

We provide here an upper bound for

$$(A.17) \quad m_{\theta} := \sup_{z \in [0, z_0], t \in [t_0, \infty)} \left(\hat{h}_{\theta}(z, t) - \tilde{h}_{\theta}(z, t) \right).$$

A lower bound for $\hat{h}_{\theta} - \tilde{h}_{\theta}$ can be obtained in an analogous manner. Clearly, we may assume $m_{\theta} > 0$, as otherwise we are done. Denote $(z_{\theta}^*, t_{\theta}^*)$ as the point at which the supremum is attained in (A.17). Such a point exists since \hat{h}_{θ} and \tilde{h}_{θ} are both continuous. We shall consider separately the two cases: (i) $z_{\theta}^* \leq 2K_2\epsilon$, and (ii) $z_{\theta}^* > 2K_2\epsilon$.

We start with case (i). In view of (A.15), and the fact $\hat{h}_{\theta}(0, t) = 0 \forall t$, we have $|\hat{h}_{\theta}(z_{\theta}^*, t_{\theta}^*)| \leq 4K_2^2\epsilon$. Furthermore, using Assumption 2, which implies $\|\hat{r}_{\theta}\| \leq 2M < \infty$, we can show using the properties of contraction mappings that $|\tilde{h}_{\theta}(z, t)| \leq 2Mz$ for all z, t . Hence, $|\tilde{h}_{\theta}(z_{\theta}^*, t_{\theta}^*)| \leq 4MK_2\epsilon$. Combining the above gives

$$(A.18) \quad m_{\theta} \leq 4(K_2^2 + MK_2)\epsilon.$$

This completes the case where $z_{\theta}^* \leq 2K_2\epsilon$.

We now turn to Case (ii), i.e $z_{\theta}^* > 2K_2\epsilon$. To obtain the bound on m_{θ} in this case, we shall employ the the sup-convolution of $\hat{h}_{\theta}(z, t)$, denoted by $\hat{h}_{\theta}^{\epsilon}(z, t)$:

$$\hat{h}_{\theta}^{\epsilon}(z, t) := \sup_{r, w} \left\{ \hat{h}_{\theta}(r, w) - \frac{1}{\epsilon} \left(|z - r|^2 + |t - w|^2 \right) \right\}.$$

We discuss sup and inf-convolutions and their properties in Appendix C. In view of (A.15) and Lemma 3 in Appendix C,

$$(A.19) \quad \left\| \hat{h}_{\theta} - \hat{h}_{\theta}^{\epsilon} \right\| \leq 4K_2^2\epsilon,$$

where the norm in the above expression should be understood as the supremum over all $t \in [t_0, \infty)$ and $z > 2K_2\epsilon$. Also, by Lemma 5 in Appendix C, there exists $c < \infty$ independent of θ, z, t such that for all $z > 2K_2\epsilon$,

$$(A.20) \quad \hat{F}_{\theta}(\partial_t \hat{h}_{\theta}^{\epsilon}, \partial_z \hat{h}_{\theta}^{\epsilon}, \hat{h}_{\theta}^{\epsilon}, z, t) \leq c\epsilon,$$

where the above expression is to be interpreted in the viscosity sense. Finally, we also note from Lemma 3 in Appendix C that $\hat{h}_{\theta}^{\epsilon}$ is semi-convex with coefficient $1/\epsilon$.

We now compare $S_{\theta}(\cdot)$ and $\hat{F}_{\theta}(\cdot)$ at the function $\hat{h}_{\theta}^{\epsilon}$. Consider any (z, t) with $z \neq 0$ at which $\hat{h}_{\theta}^{\epsilon}$ is differentiable (note that because of semi-convexity, it is differentiable almost everywhere). We can then expand

$$(A.21) \quad \begin{aligned} S_{\theta}([\hat{h}_{\theta}^{\epsilon}], \hat{h}_{\theta}^{\epsilon}, z, t, b_n) &= \frac{b_n \hat{h}_{\theta}^{\epsilon}(z, t)}{|\hat{G}_{\theta}(z, t)|} \left(1 - E_{n, \theta} \left[e^{-\beta(t'-t)/b_n} |z, t] \right] \right) \\ &\quad + \frac{1}{|\hat{G}_{\theta}(z, t)|} E_{n, \theta} \left[e^{-\beta(t'-t)/b_n} \left\{ \hat{h}_{\theta}^{\epsilon}(z, t) - \hat{h}_{\theta}^{\epsilon}(z', t') \right\} |z, t] \right] - \frac{\hat{r}_{\theta}(z, t)}{|\hat{G}_{\theta}(z, t)|} \\ &:= A_{\theta}^{(1)}(z, t) + A_{\theta}^{(2)}(z, t) + \frac{\hat{r}_{\theta}(z, t)}{\hat{G}_{\theta}(z, t)}. \end{aligned}$$

Using the fact $\|h_\theta^\epsilon\| \leq \|\hat{h}_\theta\| \leq L_1$, straightforward algebra enables us to show using Assumptions 1-5 that

$$(A.22) \quad A_\theta^{(1)}(z, t) \leq -\frac{\beta}{\hat{\lambda}(t)\hat{G}_\theta(z, t)}\hat{h}_\theta^\epsilon(z, t) + \frac{C_1}{b_n},$$

for some C_1 independent of θ, z, t . We now consider $A_\theta^{(2)}(z, t)$. Observe that by semi-convexity of \hat{h}_θ^ϵ (Lemma 2 in Appendix C),

$$\hat{h}_\theta^\epsilon(z', t') \geq \hat{h}_\theta^\epsilon(z, t) + \partial_z \hat{h}_\theta^\epsilon(z, t)(z - z') + \partial_t \hat{h}_\theta^\epsilon(z, t)(t - t') - \frac{1}{2\epsilon} \left\{ |z - z'|^2 + |t - t'|^2 \right\}.$$

Substituting the above into the expression for $A_\theta^{(2)}(z, t)$, and using Assumptions 1-5, straightforward algebra enables us to show

$$(A.23) \quad A_\theta^{(2)}(z, t) \leq \partial_z \hat{h}_\theta^\epsilon + \frac{1}{\hat{\lambda}(t)\hat{G}_\theta(z, t)} \partial_t \hat{h}_\theta^\epsilon + \frac{C_2}{\epsilon b_n},$$

where again C_2 is independent of θ, z, t . Combining (A.21)-(A.23), and setting $C = \max(C_1, C_2)$, we thus find

$$(A.24) \quad S_\theta([\hat{h}_\theta^\epsilon], \hat{h}_\theta^\epsilon, z, t, b_n) \leq \hat{F}_\theta(\partial_t \hat{h}_\theta^\epsilon, \partial_z \hat{h}_\theta^\epsilon, \hat{h}_\theta^\epsilon, z, t) + \frac{C}{b_n} \left(1 + \frac{1}{\epsilon} \right).$$

In view of (A.24) and (A.20), we obtain

$$(A.25) \quad S_\theta([\hat{h}_\theta^\epsilon], \hat{h}_\theta^\epsilon, z, t, b_n) \leq c\epsilon + \frac{C}{b_n} \left(1 + \frac{1}{\epsilon} \right) \quad \text{a.e.}$$

where the qualification almost everywhere (a.e.) refers to the points where $D\hat{h}_\theta^\epsilon$ exists.

Let (here $f^+ := \max(f, 0)$)

$$m_\theta^\epsilon := \sup_{z \in [0, z_0], t \in [t_0, \infty)} \left(\hat{h}_\theta^\epsilon(z, t) - \tilde{h}_\theta(z, t) \right)^+,$$

and denote $(\check{z}_\theta, \check{t}_\theta)$ as the point at which the supremum is attained (or where the right hand side of the above expression is arbitrarily close to m_θ^ϵ in case $\check{z}_\theta = \infty$). Note that in view of $z_\theta^* > 2K_2\epsilon$, equation (A.19) implies $\check{z}_\theta > 0$. Now,

$$\hat{h}_\theta^\epsilon \leq \tilde{h}_\theta + m_\theta^\epsilon.$$

Then in view of properties (i), (ii) of $S(\cdot)$ derived above,

$$(A.26) \quad \begin{aligned} \chi m_\theta^\epsilon &= S_\theta([\tilde{h}_\theta], \tilde{h}_\theta(\check{z}_\theta, \check{t}_\theta), \check{z}_\theta, \check{t}_\theta, b_n) + \chi m_\theta^\epsilon \\ &\leq S_\theta([\tilde{h}_\theta + m_\theta^\epsilon], \tilde{h}_\theta(\check{z}_\theta, \check{t}_\theta) + m_\theta^\epsilon, \check{z}_\theta, \check{t}_\theta, b_n) \\ &\leq S_\theta([\hat{h}_\theta^\epsilon], \hat{h}_\theta^\epsilon(\check{z}_\theta, \check{t}_\theta), \check{z}_\theta, \check{t}_\theta, b_n). \end{aligned}$$

Without loss of generality, we may assume \hat{h}_θ^ϵ is differentiable at $(\check{z}_\theta, \check{t}_\theta)$ as otherwise we can choose a point arbitrarily close, given that \hat{h}_θ^ϵ is Lipschitz continuous and differentiable a.e. Now we can combine (A.26) and (A.25) to obtain

$$(A.27) \quad m_\theta^\epsilon \leq c_1\epsilon + \frac{C_1}{b_n} \left(1 + \frac{1}{\epsilon} \right),$$

where $c_1 = \chi^{-1}c$ and $C_1 = \chi^{-1}C$ are independent of θ, z, t . Hence, in view of (A.19) and (A.27),

$$(A.28) \quad m_\theta \leq (4K_2^2 + c_1)\epsilon + \frac{C_1}{b_n} \left(1 + \frac{1}{\epsilon}\right).$$

This completes the derivation of the upper bound for m_θ under case (ii), i.e. $z_\theta^* > 2K_2\epsilon$.

Finally, in view of (A.18) and (A.28), setting $\epsilon = b_n^{-1/2}$ gives the desired rate.

APPENDIX B. PSUEDO-CODES AND ADDITIONAL DETAILS FOR THE ALGORITHM

This Section consists of two parts. In the first part, we give details about the convergence of the Actor-Critic algorithm in Section 4.2, and provide a proof of Theorem 1 in the main text. In the second part, we provide psuedo-codes and some additional discussion for various extensions to the basic algorithm that were proposed in Section 6.

B.1. Convergence of the Actor-Critic algorithm. Let $\bar{h}_\theta := \bar{v}_\theta^\top \phi_{z,t}$, where \bar{v}_θ denotes the fixed point of the value function updates (4.5) for any given value of θ . This is the ‘Temporal-Difference fixed point’, and is known to exist and also to be unique (Tsitsiklis and van Roy, 1997). We will also make use of the quantities

$$\bar{h}_\theta^+(z, t) \equiv E_\theta[\hat{r}_n(x, a) + \mathbb{I}_{\{z' > 0\}} e^{-\beta(t'-t)} \bar{h}_\theta(z', t') | z, t]$$

and

$$\mathcal{E}_\theta = E_\theta \left[e^{-\beta(t-t_0)} \left\{ \nabla_\theta \bar{h}_\theta^+(z, t) - \nabla_\theta \bar{h}_\theta(z, t) \right\} \right].$$

Define \mathcal{Z} as the set of local minima of $J(\theta) \equiv \hat{h}_\theta(z_0, t_0)$, and \mathcal{Z}^ϵ an ϵ -expansion of that set. Also, $\theta^{(k)}$ denotes the k -th update of θ . The following theorem is a straightforward consequence of the results of Bhatnagar *et al* (2009).

Theorem 4. (*Bhatnagar et al, 2009*) *Suppose that Assumptions C hold. Then, given $\epsilon > 0$, there exists δ such that, if $\sup_k |\mathcal{E}_{\theta^{(k)}}| < \delta$, it holds that $\theta^{(k)} \rightarrow \mathcal{Z}^\epsilon$ with probability 1 as $k \rightarrow \infty$.*

Intuition for the above theorem can be gleaned from the fact that the expected values of updates for the policy parameter are approximately given by

$$E \left[e^{-\beta(t-t_0)} \delta_n(s, s', a) \nabla_\theta \ln \pi(a|s; \theta) \right] \approx \nabla_\theta J(\theta) + \mathcal{E}_\theta.$$

Thus the term \mathcal{E}_θ acts as bias in the gradient updates. One can show from the properties of the temporal difference fixed point that if $d_\nu = \infty$, then $\bar{h}_\theta(z, t) = \bar{h}_\theta^+(z, t) = \hat{h}_\theta(z, t)$, see e.g. Tsitsiklis and van Roy (1997). Hence, in this case $\mathcal{E}_\theta = 0$. More generally, it is known that

$$\bar{h}_\theta(z, t) = P_\phi[\bar{h}_\theta^+(z, t)],$$

where P_ϕ is the projection operator onto the vector space of functions spanned by $\{\phi^{(j)} : j = 1, \dots, d_\nu\}$. This implies that $\nabla_\theta \bar{h}_\theta^+(z, t) - \nabla_\theta \bar{h}_\theta(z, t) = (I - P_\phi)[\nabla_\theta \bar{h}_\theta](z, t)$ ¹⁹. Now, $\nabla_\theta \bar{h}_\theta$ is uniformly (where the uniformity is with respect to θ) Hölder continuous as long as $\nabla_\theta \pi_\theta(s)$ is also uniformly Hölder continuous in s .²⁰ Hence for a large class of sieve approximations

¹⁹To verify this, note that we can associate $\bar{h}_\theta, \bar{h}_\theta^+$ with vectors and P_ϕ with a matrix since we assumed discrete values for z, t .

²⁰This can be shown easily from the definition of the temporal difference fixed point.

(e.g Trigonometric series), one can show that $\sup_{\theta} \left\| (I - P_{\phi})[\nabla_{\theta} \bar{h}_{\theta}] \right\| \leq A(d_{\nu})$ where $A(\cdot)$ is some function satisfying $A(x) \rightarrow 0$ as $x \rightarrow \infty$. This implies $\sup_{\theta} |\mathcal{E}_{\theta}| \leq A(d_{\nu})$. The exact form of $A(\cdot)$ depends on the smoothness of $\nabla_{\theta} \bar{h}_{\theta}$, and therefore that of $\nabla_{\theta} \pi_{\theta}(s)$, with greater smoothness leading to faster decay of $A(\cdot)$. In view of the above discussion, we have thus shown the following:

Corollary 1. *Suppose that Assumptions C hold and additionally that $\nabla_{\theta} \pi_{\theta}(s)$ is uniformly Hölder continuous in s . Then, for each $\epsilon > 0$, there exists M such that if $d_{\nu} \geq M$, then $\theta^{(k)} \rightarrow \mathcal{Z}^{\epsilon}$ with probability 1 as $k \rightarrow \infty$.*

The above was stated as Theorem 1 in the main text.

B.2. Extensions and Pseudo-codes. Algorithm 3 and 4 provide the pseudo-codes for the algorithm with non-compliance and clusters respectively.

Additionally, Algorithm 5 provides the pseudo-code for an off-policy actor critic algorithm that is useful for deterministic policy rules. For simplicity we provide the last algorithm without parallel updates, though this could be easily extended to here as well.

APPENDIX C. SEMI-CONVEXITY, SUP-CONVOLUTION ETC

In this Section, we collect various properties of semi-convex/concave functions, and sup/inf-convolutions used in the proof of Theorem 3. Many of these results are well known in the literature of viscosity solutions. However we still provide proofs for the sake of completeness. Also, in some cases we provide simpler proofs at the expense of obtaining results that are not as sharp, but they will suffice for the purpose of proving Theorem 3.

In what follows we take y to be a vector in \mathbb{R}^n . Additionally, for some function u , we let $\|Du\|$ denote the Lipschitz constant for u , with the convention that it is ∞ if u is not Lipschitz continuous.

C.1. Semi-convexity and concavity.

Definition 2. *A function u on \mathbb{R}^n is said to be semi-convex with the coefficient c if $u(y) + \frac{c}{2}|y|^2$ is a convex function. Similarly, u is said to be semi-concave with the coefficient c if $u(y) - \frac{c}{2}|y|^2$ is concave.*

The proof of Theorem 3 makes use of the following property of semi-convex functions. An analogous property also holds for semi-concave functions. We can also extend the scope of the theorem (i.e also to points where Du does not exist) by considering one-sided derivatives, which can be shown to exist everywhere for semi-convex functions.

Lemma 2. *Suppose that u is semi-convex. Then u is twice differentiable almost everywhere. Furthermore, for every point at which Du exists, we have for all $h \in \mathbb{R}^n$,*

$$u(y+h) \geq u(y) + h^\top Du(y) - c|h|^2.$$

Proof. Define $g(y) = u(y) + \frac{c}{2}|y|^2$. Since $g(y)$ is convex, the Alexandrov theorem implies $g(\cdot)$ is twice continuously differentiable almost everywhere. Hence $u(y) = g(y) - \frac{c}{2}|y|^2$ is also twice differentiable almost everywhere.

For the second part of the theorem, observe that by convexity,

$$g(y+h) \geq g(y) + h^\top Dg(y).$$

Note that where the derivative exists, $Dg(y) = Du(y) + cy$. Hence,

$$u(y) + \frac{c}{2}|y+h|^2 \geq u(y) + \frac{c}{2}|y|^2 + h^\top Du(y) + ch^\top y.$$

Rearranging the above expression gives the desired inequality. □

C.2. Sup and Inf Convolutions. Let $u(y)$ denote a continuous function on some open set \mathcal{Y} . Let $\partial\mathcal{Y}$ denote the boundary of \mathcal{Y} , and $\bar{\mathcal{Y}}$ its closure.

Definition 3. *The function u^ϵ is said to be the sup-convolution of u if*

$$u^\epsilon(y) = \sup_{w \in \bar{\mathcal{Y}}} \left\{ u(w) - \frac{1}{2\epsilon}|w-y|^2 \right\}.$$

Similarly, u_ϵ is said to be the inf-convolution of u if

$$u_\epsilon(y) = \inf_{w \in \bar{\mathcal{Y}}} \left\{ u(w) + \frac{1}{2\epsilon}|w-y|^2 \right\}.$$

We shall also define y^ϵ as the value for which

$$u(y^\epsilon) - \frac{1}{2\epsilon}|y^\epsilon - y|^2 = u^\epsilon(y),$$

if y^ϵ lies in \mathcal{Y} (otherwise it is taken to be undefined). Analogously, y_ϵ is the value for which

$$u(y_\epsilon) + \frac{1}{2\epsilon}|y_\epsilon - y|^2 = u_\epsilon(y).$$

Additionally, define \mathcal{Y}^ϵ as the set of all points in \mathcal{Y} that are at least $2\|Du\|\epsilon$ distance away from $\partial\mathcal{Y}$, i.e

$$\mathcal{Y}^\epsilon := \{y \in \mathcal{Y} : |y - w| \geq 2\|Du\|\epsilon \forall w \in \partial\mathcal{Y}\}.$$

We have the following properties for sup and inf-convolutions:

Lemma 3. *Suppose that u is continuous. Then,*

(i) u^ϵ is semi-convex with coefficient $1/\epsilon$. Similarly, u_ϵ is semi-concave with coefficient $1/\epsilon$.

(ii) $|y^\epsilon - y| \leq 2\|Du\|\epsilon$ and $|y_\epsilon - y| \leq 2\|Du\|\epsilon$.

(iii) For all $y \in \mathcal{Y}^\epsilon$, $|u^\epsilon(y) - u(y)| \leq 4\|Du\|^2\epsilon$ and $|u_\epsilon(y) - u(y)| \leq 4\|Du\|^2\epsilon$.

Proof. We show the above properties for u^ϵ and y^ϵ . The claims for u_ϵ and y_ϵ follow in an analogous manner.

For (i), observe that

$$u^\epsilon(y) + \frac{1}{2\epsilon}|y|^2 = \sup_{w \in \bar{\mathcal{Y}}} \left\{ u(w) + \frac{1}{\epsilon}w^\top y - \frac{1}{2\epsilon}|w|^2 \right\}.$$

The right hand side of the above expression is in the form of a supremum over affine functions, which is convex. Hence (i) follows by the definition of semi-convex functions.

For (ii), by the definition of y^ϵ and u^ϵ ,

$$\frac{1}{2\epsilon}|y^\epsilon - y|^2 \leq u(y^\epsilon) - u(y) \leq \|Du\| |y^\epsilon - y|.$$

Rearranging the above inequality we get $|y^\epsilon - y| \leq 2\|Du\|\epsilon$.

For (iii), by the definition of y^ϵ (which exists for $y \in \mathcal{Y}^\epsilon$ in view of part (ii)),

$$\begin{aligned} |u^\epsilon(y) - u(y)| &= \left| u(y^\epsilon) - u(y) + \frac{1}{2\epsilon}|y^\epsilon - y|^2 \right| \\ &\leq \|Du\| |y^\epsilon - y| + \frac{1}{2\epsilon}|y^\epsilon - y|^2 \\ &\leq 4\|Du\|^2\epsilon, \end{aligned}$$

where the last inequality follows by (ii). □

Lemma 4. *Assume that u is uniformly continuous. Suppose that $\phi \in C^2(\mathcal{Y})$, such that $u^\epsilon - \phi$ has a local maximum at $y_0 \in \mathcal{Y}^\epsilon$. Define $\psi(y) = \phi(y + y_0 - y_0^\epsilon)$. Then $u - \psi$ has a local maximum at $y_0^\epsilon \in \mathcal{Y}$, and*

$$D\psi(y_0^\epsilon) = D\phi(y_0) = \frac{1}{2\epsilon}(y_0^\epsilon - y_0).$$

Proof. Since $u^\epsilon - \phi$ has a local maximum at y_0 , this implies there is a ball $B(y_0, r)$ of radius r around y_0 for which

$$u^\epsilon(y_0) - \phi(y_0) \geq u^\epsilon(w) - \phi(w)$$

for all $w \in B(y_0, r)$. Hence,

$$\begin{aligned} u(y_0^\epsilon) - \frac{1}{2\epsilon}|y_0^\epsilon - y_0|^2 - \phi(y_0) &\geq u^\epsilon(w) - \phi(w) \\ &\geq u(y) - \frac{1}{2\epsilon}|w - y|^2 - \phi(w) \end{aligned}$$

for all y and $w \in B(y_0, r)$ (note that $y_0^\epsilon \in \mathcal{Y}$ in view of the definition of \mathcal{Y}^ϵ and Lemma 3). This implies that (y_0^ϵ, y_0) is the local maximum of the function

$$\Upsilon(y, w) := u(y) - \frac{1}{2\epsilon}|w - y|^2 - \phi(w).$$

In other words,

$$(C.1) \quad \Upsilon(y_0^\epsilon, y_0) \geq \Upsilon(y, w) \quad \forall y \text{ and } w \in B(y_0, r).$$

In view of (C.1), we have $\Upsilon(y_0^\epsilon, y_0) \geq \Upsilon(w - y_0 + y_0^\epsilon, w)$ for all $w \in B(y_0, r)$, which implies

$$u(y_0^\epsilon) - \frac{1}{2\epsilon}|y_0^\epsilon - y_0|^2 - \phi(y_0) \geq u(w - y_0 + y_0^\epsilon) - \frac{1}{2\epsilon}|y_0^\epsilon - y_0|^2 - \phi(w).$$

Hence, for all $w \in B(y_0, r)$,

$$u(y_0^\epsilon) - \phi(y_0) \geq u(w - y_0 + y_0^\epsilon) - \phi(w).$$

Now set $y^* = w - y_0 + y_0^\epsilon$ and observe that $|y^* - y_0^\epsilon| = |w - y_0| \leq r$ for all $w \in B(y_0, r)$. We thus obtain that for all $y^* \in B(y^\epsilon, r)$,

$$u(y_0^\epsilon) - \phi(y_0) \geq u(y^*) - \phi(y^* + y_0 - y_0^\epsilon).$$

In view of the definition of $\psi(\cdot)$, the above implies

$$u(y_0^\epsilon) - \psi(y_0^\epsilon) \geq u(y^*) - \psi(y^*) \quad \forall y^* \in B(y_0^\epsilon, r).$$

Hence $u - \psi$ has a local maximum at y_0^ϵ .

For the second part of the lemma, observe that by (C.1), $\Upsilon(y_0^\epsilon, y_0) \geq \Upsilon(y_0^\epsilon, w)$ for all $w \in B(y_0, r)$, which implies (after some rearrangement)

$$\frac{1}{2\epsilon}|y_0^\epsilon - w|^2 + \phi(w) \geq \frac{1}{2\epsilon}|y_0^\epsilon - y_0|^2 + \phi(y_0), \quad \forall w \in B(y_0, r).$$

Hence the function $\theta(w) := \frac{1}{2\epsilon}|y_0^\epsilon - w|^2 + \phi(w)$ has a local minimum at $w = y_0$. Consequently,

$$D\phi(y_0) = \frac{1}{2\epsilon}(y_0^\epsilon - y_0).$$

This proves the second claim after noting $D\psi(y_0^\epsilon) = D\phi(y_0)$. \square

Our next Lemma considers PDEs of the form

$$F(Du(y), u(y), y) = 0, \quad u = 0 \text{ on } \partial\mathcal{Y},$$

where the domain of the PDE is the open set \mathcal{Y} . We shall assume that $F(\cdot)$ satisfies the following property (here $C < \infty$ denotes some constant)

$$(C.2) \quad |F(p, q_1, y_1) - F(p, q_2, y_2)| \leq Cp\{|q_1 - q_2| + |y_1 - y_2|\}.$$

Lemma 5. *Suppose that u is a viscosity solution of $F(Du, u, y) = 0$, and $\|Du\| \leq m < \infty$. Suppose also that $F(\cdot)$ satisfies (C.2). Then there exists some c depending on only C (from C.2) and m such that for all $y \in \mathcal{Y}^\epsilon$,*

$$F(Du^\epsilon, u^\epsilon, y) \leq c\epsilon,$$

where the above holds in the viscosity sense.

Proof. Take any $\varphi \in C^2(\mathcal{Y})$ such that $u^\epsilon - \varphi$ has a local maximum at $y_0 \in \mathcal{Y}^\epsilon$. Set $\psi(y) := \varphi(y + y_0 - y_0^\epsilon)$. Then by Lemma C.1, $u - \psi$ has a local maximum at $y_0^\epsilon \in \mathcal{Y}$. Hence by definition of the viscosity solution

$$(C.3) \quad F(D\varphi(y_0^\epsilon), u(y_0^\epsilon), \varphi) \leq 0.$$

Recall also from Lemma 4 that

$$|D\psi(y_0)| = |D\varphi(y_0^\epsilon)| = \frac{1}{2\epsilon}|y_0^\epsilon - y_0| \leq \|Du\| \leq m.$$

We then have

$$\begin{aligned} & |F(D\psi(y_0), u^\epsilon(y_0), y_0) - F(D\varphi(y_0^\epsilon), u(y_0^\epsilon), y_0^\epsilon)| \\ & \leq Cm \{|u^\epsilon(y_0) - u(y_0^\epsilon)| + |y_0 - y_0^\epsilon|\} \\ & \leq Cm \{|u^\epsilon(y_0) - u(y_0)| + (1 + m)|y_0 - y_0^\epsilon|\} \\ & \leq Cm\{4m^2 + 2m(1 + m)\}\epsilon := c\epsilon, \end{aligned}$$

where the first inequality follows from (C.2) and the last inequality from Lemma 3. We thus obtain in view of the above and (C.3) that

$$(C.4) \quad F(D\psi(y_0), u^\epsilon(y_0), y_0) \leq c\epsilon.$$

Since c is a constant, we have thus shown that if $u^\epsilon - \varphi$ has a local maximum at some $y_0 \in \mathcal{Y}^\epsilon$, then (C.4) holds. This implies that in a viscosity sense

$$F(Du^\epsilon, u^\epsilon, y) \leq c\epsilon.$$

□

APPENDIX D. JTPA APPLICATION: ADDITIONAL FIGURES AND TABLES

	Cluster 1	Cluster 2	Cluster 3	Cluster 4
Age: Mean	31.8	44.9	31.3	26.9
Age: Min.	22	34	22	22
Age: Max.	63	78	57	34
Prev. Earnings: Mean	8999	1439	1413	1231
Prev. Earnings: Min.	3600	0	0	0
Prev. Earnings: Max.	63000	12000	9076	5130
Education: Mean	12.1	12.1	9.0	12.3
Education: Min.	7	8	7	11
Education: Max.	18	18	10	18
Observations	2278	2198	1698	3049

TABLE 1. Cluster Descriptions

Table 1 provides summary statistics for the variables in each cluster.

DEPARTMENT OF ECONOMICS, UNIVERSITY OF PENNSYLVANIA, USA, DEPARTMENT OF ECONOMICS, LONDON SCHOOL OF ECONOMICS, UK.

E-mail address: akarun@sas.upenn.edu, f.c.geiecke@lse.ac.uk, c.a.schilter@lse.ac.uk

Algorithm 3: Parallel Actor-Critic with non-compliance

Initialise policy parameter weights $\theta \leftarrow 0$

Initialise value function weights $\nu \leftarrow 0$

Batch size B

For $p = 1, 2, \dots$ processes, launched in parallel, each using and updating the same global parameters θ and ν :

Repeat forever:

Reset budget: $z \leftarrow z_0$

Reset time: $t \leftarrow t_0$

$I \leftarrow 1$

While $z > 0$:

$\theta_p \leftarrow \theta$ (Create local copy of θ for process p)

$\nu_p \leftarrow \nu$ (Create local copy of ν for process p)

batch_policy_upates $\leftarrow 0$

batch_value_upates $\leftarrow 0$

For $b = 1, 2, \dots, B$:

$x \sim F_n$ (Draw new covariate at random from data)

hetero \sim multinomial($\hat{q}_c(x), \hat{q}_a(x), \hat{q}_n(x)$) (Draw compliance heterogeneity)

$a \sim \pi(a|s; \theta_p)$ (Draw action, note: $s = (x, z, t)$)

If hetero = 1 (Sample draw is a complier)

$R \leftarrow \widehat{LATE}(x) \cdot \mathbb{I}(a = 1)$ (I.e. $\hat{r}(x, a)$)

$z' \leftarrow z + G_a(x, z, t)/b_n$

Elseif hetero = 2 (Sample draw is always-taker)

$R \leftarrow 0$

$z' \leftarrow z + G_1(x, z, t)/b_n$

Elseif hetero = 3 (Sample draw is never-taker)

$R \leftarrow 0$

$z' \leftarrow z + G_0(x, z, t)/b_n$

$\Delta t \sim \text{Exponential}(\hat{\lambda}(t))$ (Draw time increment)

$t' \leftarrow t + \Delta t/b_n$

$\delta \leftarrow R + \mathbb{I}\{z' > 0\}e^{-\beta(t'-t)}\nu_p^T \phi_{z',t'} - \nu_p^T \phi_{z,t}$ (TD error)

batch_policy_upates \leftarrow batch_policy_upates $+ \alpha_\theta I \delta \nabla_\theta \ln \pi(a|s; \theta_p)$

batch_value_upates \leftarrow batch_value_upates $+ \alpha_\nu I \delta \phi_{z,t}$

$z \leftarrow z'$

$t \leftarrow t'$

$I \leftarrow e^{-\beta(t'-t)} I$

If $z \leq 0$, break **For**

Globally update: $\nu \leftarrow \nu + \text{batch_value_upates}/B$

Globally update: $\theta \leftarrow \theta + \text{batch_policy_upates}/B$

Algorithm 4: Parallel Actor-Critic with clusters

Initialise policy parameter weights $\theta \leftarrow 0$

Initialise value function weights $\nu \leftarrow 0$

Batch size B

Clusters $c = 1, 2, \dots, C$

Cluster specific arrival rates $\hat{\lambda}_c(t)$

For $p = 1, 2, \dots$ processes, launched in parallel, each using and updating the same global parameters θ and ν :

Repeat forever:

Reset budget: $z \leftarrow z_0$

Reset time: $t \leftarrow t_0$

$I \leftarrow 1$

While $z > 0$:

$\theta_p \leftarrow \theta$ (Create local copy of θ for process p)

$\nu_p \leftarrow \nu$ (Create local copy of ν for process p)

batch_policy_upates $\leftarrow 0$

batch_value_upates $\leftarrow 0$

For $b = 1, 2, \dots, B$:

$\hat{\lambda}(t) \leftarrow \sum_c \hat{\lambda}_c(t)$ (Calculate arrival rate for next individual)

$\Delta t \sim \text{Exponential}(\hat{\lambda}(t))$ (Sample time increment until next arrival)

$t' \leftarrow t + \Delta t/b_n$

$z' \leftarrow z + G_a(x, z, t)/b_n$

$c \sim \text{multinomial}(p_1, \dots, p_C)$ (where $p_c := \hat{\lambda}_c(t)/\hat{\lambda}(t)$)

$x \sim F_{n,c}$ (Draw new covariate at random from data cluster c)

$a \sim \pi(a|s; \theta_p)$ (Draw action, note: $s = (x, z, t)$)

$R \leftarrow \hat{r}(x, a)$ (with $R = 0$ if $a = 0$)

$\delta \leftarrow R + \mathbb{I}\{z' > 0\}e^{-\beta(t'-t)}\nu_p^\top \phi_{z',t'} - \nu_p^\top \phi_{z,t}$ (TD error)

batch_policy_upates \leftarrow batch_policy_upates $+ \alpha_\theta I \delta \nabla_\theta \ln \pi(a|s; \theta_p)$

batch_value_upates \leftarrow batch_value_upates $+ \alpha_\nu I \delta \phi_{z,t}$

$z \leftarrow z'$

$t \leftarrow t'$

$I \leftarrow e^{-\beta(t'-t)}I$

If $z \leq 0$, break **For**

Globally update: $\nu \leftarrow \nu + \text{batch_value_upates}/B$

Globally update: $\theta \leftarrow \theta + \text{batch_policy_upates}/B$

Algorithm 5: Off Policy Actor-Critic following Degris *et al* (2012)

Initialise policy parameter weights $\theta \leftarrow 0$

Initialise value function weights $\nu \leftarrow 0$

Initialise correction weights for value function update $w \leftarrow 0$

Repeat forever:

Reset budget: $z \leftarrow z_0$

Reset time: $t \leftarrow t_0$

$I \leftarrow 1$

While $z > 0$:

$x \sim F_n$ (Draw new covariate at random from data)

$a \sim B(a|s)$ (sample action from behavioural policy)

$R \leftarrow \hat{r}(x, a)$ (with $R = 0$ if $a = 0$)

$\Delta t \sim \text{Exponential}(\hat{\lambda}(t))$ (Draw time increment)

$t' \leftarrow t + \Delta t/b_n$

$z' \leftarrow z + G_a(x, z, t)/b_n$

$\delta \leftarrow R + \mathbb{I}\{z' > 0\}e^{-\beta(t'-t)}\nu^\top \phi_{z',t'} - \nu^\top \phi_{z,t}$ (Temporal-Difference error)

$\rho \leftarrow \frac{\pi(a|s;\theta)}{b(a|s)}$ (Importance sampling)

$\nu \leftarrow \nu + \alpha_\nu I \left(\delta \rho \phi_{z,t} - \rho e^{-\beta(t'-t)}(w^\top \phi_{z,t})\phi_{z,t} \right)$ (Update value parameter)

$w \leftarrow w + \alpha_w I (\delta \rho \phi_{z,t} - (w^\top \phi_{z,t})\phi_{z,t})$ (Correction term for off policy)

$\theta \leftarrow \theta + \alpha_\theta I \delta \rho \nabla_\theta \ln \pi(a|s; \theta)$ (Update policy parameter)

$z \leftarrow z'$

$t \leftarrow t'$

$I \leftarrow e^{-\beta(t'-t)} I$