

Query the model: precomputations for efficient inference with Bayesian Networks

Cigdem Aslay
Aalto University
cigdem.aslay@aalto.fi

Aristides Gionis
Aalto University
aristides.gionis@aalto.fi

Michael Mathioudakis
University of Helsinki
michael.mathioudakis@helsinki.fi

ABSTRACT

We consider a setting where a Bayesian network has been built over a relational database to represent the joint distribution of data attributes and is used to perform approximate query processing or answer predictive queries. We explain how careful precomputation of certain probabilistic quantities can lead to large efficiency gains in response time and provide algorithms for optimal pre-computation.

PVLDB Reference Format:

Cigdem Aslay, Aristides Gionis, Michael Mathioudakis. Query the model: precomputations for efficient inference with Bayesian Networks. *PVLDB*, 12(xxx): xxxx-yyyy, 2020.
DOI: <https://doi.org/10.14778/xxxxxxx.xxxxxxx>

1. INTRODUCTION

Research in *machine learning* has led to powerful methods for building probabilistic models for general predictive tasks [3]. As a result, machine learning is currently employed in a wide range of fields, enabling us to automate tasks that until recently were seen as particularly challenging. Examples include image and speech recognition [16, 17], natural language processing [9], and machine translation [21].

Moreover, as a few researchers have pointed out recently, machine-learning techniques can also be used within database management systems (DBMS) [12]. As a natural case in point, the system can employ machine-learning techniques to learn a probabilistic model from the data — e.g., a Bayesian network that captures the dependencies among values of different attributes — and subsequently use the model either for *approximate query processing*, i.e., to produce approximate answers for queries about the data already stored in the database; or to answer *predictive queries*, e.g., to infer the attributes of future data entries. The case is further illuminated with the application scenarios below.

Approximate query answering: We are interested in analyzing a *survey* database [20], a small extract of which is shown in Figure 1. The database consists of a single table

This work is licensed under the Creative Commons Attribution-NonCommercial-NoDerivatives 4.0 International License. To view a copy of this license, visit <http://creativecommons.org/licenses/by-nc-nd/4.0/>. For any use beyond those covered by this license, obtain permission by emailing the authors. Copyright is held by the owner/author(s).

Proceedings of the VLDB Endowment, Vol. 12, No. xxx
ISSN 2150-8097.

DOI: <https://doi.org/10.14778/xxxxxxx.xxxxxxx>

with variables **A** (age): indicating the age bracket of a person as *young*, *adult*, or *old*; **S** (sex): which can be *female* or *male*; **E** (education level): indicating whether a person has finished *high-school* or *university*; **O** (occupation): indicating whether a person is *employed* or *self-employed*; **R** (size of residence city): which can be *small* or *big*; and **T** (means of transportation): which takes values *train*, *car*, or *other*. The database is managed by a DBMS that enables its users to ask queries over the data. For example, consider the following two queries.

Query A: what fraction of the population are young females who commute by car?

Query B: among young females who commute by car, what fraction live in big cities?

To answer each query exactly, the DBMS could simply make a scan over the entire database and evaluate the requested quantity. However, a scan is too expensive to perform for certain scenarios and exact answers can be unnecessary: the user would be satisfied with an approximate answer that is close to the correct one. Towards this end, the approximate query-answering component of the DBMS learns a Bayesian-network model over the joint distribution of the data attributes, which approximates the observed data distribution within some range of error. When the user submits a query, it is translated into a probabilistic quantity that corresponds to the query, the value of which is calculated from the learned model and serves as an approximate answer to the query. For example, the aforementioned queries correspond to the following marginal and conditional probabilities, respectively.

Query A: $\Pr(\mathbf{A} = \text{young}, \mathbf{S} = \text{female}, \mathbf{T} = \text{car})$

Query B: $\Pr(\mathbf{R} = \text{big} \mid \mathbf{A} = \text{young}, \mathbf{S} = \text{female}, \mathbf{T} = \text{car})$

Note that answering such queries through the learned model can be vastly more efficient than scanning the entire database.

Predictive queries: The same system employs a similar approach for predictive queries such as the following.

Query A': what is the probability that a person added to the database is a young female who commutes by car?

Query B': what is the probability that a person added to the database lives in a big city, given that she is a young female who commutes by car?

Unlike the approximate query-answering scenario, in which queries requested quantities directly measurable from the available data, the two queries above request a prediction over unseen data. Nevertheless, queries *A'* and *B'* corre-

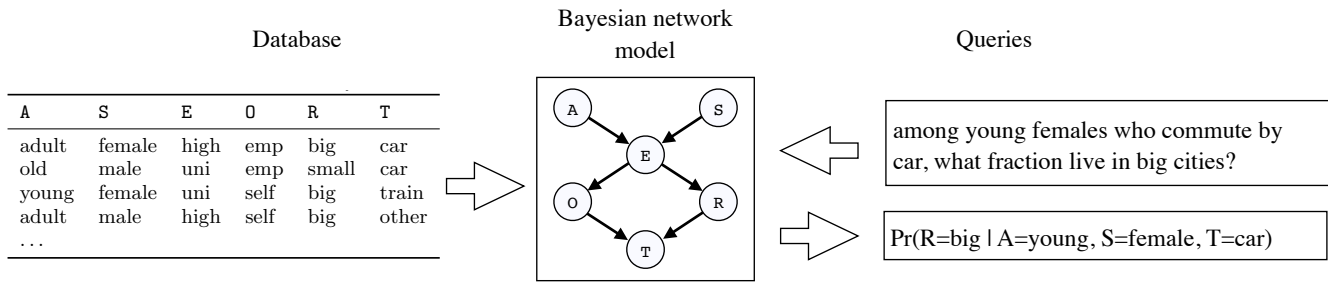


Figure 1: Learning a probabilistic model for the joint distribution of data attributes allows the system to produce fast, approximate answers to queries about the data, but also answer predictive queries. The survey dataset and corresponding Bayesian network illustrated here are found in the book of Scutari and Denis [20].

spond to marginal and conditional probabilities that share the same expression as queries A and B , respectively. The only difference between the two scenarios is that, while for approximate query answering the probabilities are evaluated over a model that is optimized to approximate the existing data, for predictive queries the probabilities are evaluated over a model that is optimized for generalized performance over possibly unseen data.¹

As the two scenarios above suggest, machine learning finds natural application in the tasks of *approximate query processing* and *predictive querying*: learning a probabilistic model for the joint distribution of data attributes allows the system to answer a very general class of queries, the answers to which can be evaluated via probabilistic quantities from the model — with no need for potentially expensive access to the data. Probabilistic models such as Bayesian networks offer a few advantages over traditional approximate query-processing approaches that use synopses [6]. In particular, probabilistic models allow us to work with distributions rather than single values for quantities of interest. This is useful in cases we are interested in the variance or modality of numerical quantities. Moreover, they typically extend gracefully to regions of the data space for which we have observed no data. For example, for predictive queries over relational databases with a large number of attributes, it is important to assign non-zero probability to all possible tuples, even for combinations of attribute values that do not exist in the database, yet. And most importantly, since probabilistic models are learned from data (or, *fit to the data*), their complexity is adjusted to the complexity of the data at hand. This often allows us to have very concise representations of the data distribution even for a large number of attributes. For example, one can typically learn from data a very sparse Bayesian network to represent dependencies among a large number of attributes, while, by comparison, synopses like multi-dimensional histograms would suffer to represent high-dimensional data.

¹ Without going into specifics here, a standard method to optimize a model for generalized performance in machine-learning literature is to partition the data randomly into one “training” and one “test” set, build the model based on the data from the training set, but choose its parameters so that its performance over the test set is optimized. For detailed treatment of the topic see the classic textbook of Bishop [2].

In this work, we opt for Bayesian networks to model the joint distribution of database attributes, because they have intuitive interpretation, adapt easily to settings of varying complexity, and have been studied extensively for many years [15]. In what follows, we do not argue further about why this is a good choice for approximate query processing and predictive queries; the interested reader can find a very good treatment of the topic by Getoor et al. [8]. By contrast, we focus on the issue of efficiency, as computing probability values from a Bayesian network is **NP-hard** [5], and so one cannot preclude the possibility that the evaluation of some queries proves expensive for practical settings.

How can we mitigate this possibility? Our key observations are the following: first, that the evaluation of probability values over the Bayesian-network model involves intermediate results that are costly to compute every time a query requests them; and second, that some intermediate results are used for the evaluation of many different queries. Based on these observations, we set to pre-compute and materialize those intermediate results that bring the largest computational benefit, i.e., those that are involved in the evaluation of many expensive queries. The problem formulation is general enough to accommodate arbitrary query workloads and takes as input a budget constraint on the number of intermediate results one can afford to materialize (Section 3).

Our contributions are the following: (i) an exact, polynomial time algorithm to choose an optimal materialization (Section 4.1); (ii) a greedy algorithm with approximation guarantees (Section 4.2); (iii) a pseudo-polynomial algorithm to address the problem under a budget constraint on the space used for materialization (Section 5.1); (iv) a further-optimized computational scheme that avoids query-specific redundant computations (Section 5.2).

To make the paper self contained, we lay out the required background material in Section 3.

2. RELATED WORK

Bayesian networks or “directed graphical models” are probabilistic models that capture global relationships among a large number of variables, through local dependencies between small groups of variables [19]. This combination of complexity and modularity makes them suitable for general settings where one wishes to represent the joint distribution of a large number of variables (e.g., the column attributes of a large relational table). Bayesian networks have intuitive interpretation captured by the structure of a directed

graph (each directed edge between two variables represents a dependency of the child on the parent variables) and probabilities based on the model can be expressed with compact sums-of-products. For exact inference, i.e., computation of marginal and conditional probabilities, the conceptually simplest algorithm is *variable elimination* [22, 23], which follows directly the formula for joint probability under the model. The main other algorithm for exact inference is the Junction-tree algorithm [10, 13], which is based on “message passing” among nodes of the Bayesian network, and is quite more elaborate than variable elimination. For Bayesian networks of tree structure, simpler message-passing algorithms exist, e.g., the sum-product algorithm [2]. As this paper is the first work that addresses the problem of materialization for Bayesian networks, we opt to work with variable elimination [22] due to its conceptual simplicity. However, it is possible that a similar approach is applicable for message-passing algorithms.

Machine learning for approximate query processing. In many settings, approximate answers to queries are not only sufficient, but also computable in much more efficient manner than exact answers. Traditionally, approximate query processing is based on data synopses [6] of various types, such as samples, histograms, wavelets, and lately coresets [1]. Synopses are summaries of the data that preserve information about quantities of interest and can be used to answer queries about them. Today, there is renewed interest in approximate query processing, as the research community assesses existing approaches and searches for new ways forward [4, 11, 14] — with some researchers pointing out that probabilistic models are a natural way to formalize the uncertainty associated with approximate answers and existing machine-learning techniques can be used to build and use models for approximate query processing [11, 12, 14]. For example Park et al. [18] use Gaussian Processes to model the similarity of (approximately answered) queries, allowing them to obtain increasingly accurate results to new queries, based on the answers returned by previous queries. Of course, it should be noted that it is not only recently that the use of probabilistic models has been proposed for tasks in the context of DBMS. For example, Getoor et al. [8] explained in 2001 how Bayesian networks could be used for selectivity estimation that moved beyond simplistic independence assumptions. Our work is in the same spirit of Getoor et al. [8], in the sense that it assumes a Bayesian network is used to model dependencies between data attributes — but addresses a different technical problem, i.e., that of optimal materialization for efficient use of the model.

3. SETTING AND PROBLEM STATEMENT

A Bayesian network \mathcal{N} is a directed acyclic graph (dag), where nodes represent variables and edges represent dependencies among variables. Each node in the network is associated with a conditional probability distribution for the probability that the node takes a particular value conditionally on each combination of values of its parent variables. For instance, if a node associated with a ν -ary variable a has k parents, all of which are ν -ary variables, the associated probability distribution for a is a table with ν^{k+1} entries.

One key property of Bayesian networks is that, conditional on the values of its parents, a variable is independent of other variables. This property leads to simple formulas for

the evaluation of marginal and conditional probabilities. For example, for the network of Figure 1, the joint probability of all variables is written as

$$\Pr(\mathbf{A}, \mathbf{S}, \mathbf{E}, \mathbf{O}, \mathbf{R}, \mathbf{T}) = \Pr(\mathbf{T} \mid \mathbf{O}, \mathbf{R}) \Pr(\mathbf{O} \mid \mathbf{E}) \Pr(\mathbf{R} \mid \mathbf{E}) \Pr(\mathbf{E} \mid \mathbf{A}, \mathbf{S}) \Pr(\mathbf{A}) \Pr(\mathbf{S}). \quad (1)$$

Note that each factor on the right-hand side of Equation (1) is part of the specification of the Bayesian network and represents the conditional probability distribution of each variable conditional on its parents, materialized as a table, as discussed above. Notice that variables with no parents correspond to factors with no conditional part.

In what follows, we assume that a Bayesian network \mathcal{N} has been learned from one relational database, with each variable corresponding to one relational attribute - as described, e.g., in [8]. While in our running example of Figure 1 the Bayesian network has only 6 variables, in many real-world applications we have networks with hundreds or thousands of variables. Finally, we assume that all variables are categorical; numerical variables can be discretized in categorical intervals (as the age variable \mathbf{A} in the *survey* dataset). Notice that, in many cases, access to the probability tables of a Bayesian network \mathcal{N} can replace access to the original data; indeed, we can answer queries via the Bayesian network model rather than through direct processing of potentially huge volumes of data. This approach is not only more efficient, but it can also lead to more accurate estimates as it avoids over-fitting.

Querying the Bayesian network. We consider the task of answering probabilistic queries over the model defined by a Bayesian network \mathcal{N} . For instance, for the model shown in Figure 1, example queries are: “*what is the probability that a person is a university-graduate female, lives in a small city, and is self employed?*” or “*for each possible means of transport, what is the probability that a person is young and uses the particular means of transport?*” More precisely, we consider queries for marginal probabilities of the form

$$q = \Pr(X_q, Y_q = \mathbf{y}_q), \quad (2)$$

where $X_q \subseteq X$ is a set of free variables and $Y_q \subseteq X$ is a set of bound variables with corresponding values \mathbf{y}_q . Notice that free variables X_q are the ones for which the query requests a probability for *each* of their possible values. For the examples above, the first query is answered by the probability $\Pr(\mathbf{S} = \text{female}, \mathbf{E} = \text{uni}, \mathbf{O} = \text{self}, \mathbf{R} = \text{small})$, and the second by the distribution $\Pr(\mathbf{T}, \mathbf{A} = \text{young})$.

We denote by $Z_q = X \setminus (X_q \cup Y_q)$ the set of variables that do not appear in the query q . The variables in the set Z_q are those that we need to *sum out* in order to compute the query q . Specifically, query q is computed via the summation

$$\Pr(X_q, Y_q = \mathbf{y}_q) = \sum_{Z_q} \Pr(X_q, Y_q = \mathbf{y}_q, Z_q). \quad (3)$$

The answer to the query $\Pr(X_q, Y_q = \mathbf{y}_q)$ is a table fully indexed by combinations of values of variables X_q .

Note that conditional probabilities of the form $\Pr(X_q \mid Y_q = \mathbf{y}_q)$ can be computed from the corresponding marginal

probabilities with one additional summation, since

$$\begin{aligned} \Pr(X_q | Y_q = \mathbf{y}_q) &= \frac{\Pr(X_q, Y_q = \mathbf{y}_q)}{\Pr(Y_q = \mathbf{y}_q)} \\ &= \frac{\Pr(X_q, Y_q = \mathbf{y}_q)}{\sum_{X_q} \Pr(X_q, Y_q = \mathbf{y}_q)}, \end{aligned}$$

thus without loss of generality, we focus on queries of type (2).

Answering queries. The *variable-elimination algorithm* was proposed by Zhang et al. [22] to answer queries $q = \Pr(X_q, Y_q = \mathbf{y}_q)$ — and it gives rise to the notion of *elimination tree*, introduced in this paper. On a high level, the algorithm computes q by summing out the variables Z_q that do not appear in q , according to Equation (3). When we sum out a variable, we say that we *eliminate* it. The elimination tree represents the order in which variables are eliminated and the intermediate results that are passed along.

Variable elimination. We eliminate variables according to a total order σ , which is given as input and considered fixed hereafter. For example, for the Bayesian network of Figure 1, one possible order is $\sigma = \langle \mathbf{A}, \mathbf{S}, \mathbf{T}, \mathbf{E}, \mathbf{O}, \mathbf{R} \rangle$.

A query q can be computed by *brute-force* elimination in two steps. In the first step, one would compute into a table \mathbf{H} the joint probability for each combination of values of all variables. In the second step, one would process variables sequentially in the order of σ : for a variable $a \in Y_q$, one would select those entries of \mathbf{H} that satisfy the corresponding equality condition in $Y_q = \mathbf{y}_q$; for a variable $a \in Z_q$ one would compute a sum over each *group* of values of variables that have not been processed so far (thus “summing out” the variable); and finally for a free variable $a \in X_q$, no computation is needed. The table that would result from this process is the value of query q .

The variable-elimination algorithm by Zhang et al. [22] improves upon brute-force elimination by observing that it is not necessary to compute \mathbf{H} . To see why, let us consider again the query $q = \Pr(\mathbf{T}, \mathbf{A} = \text{young})$ and order $\sigma = \langle \mathbf{A}, \mathbf{S}, \mathbf{T}, \mathbf{E}, \mathbf{O}, \mathbf{R} \rangle$. In this example, we have $X_q = \{\mathbf{T}\}$, $Y_q = \{\mathbf{A}\}$, and $Z_q = \{\mathbf{S}, \mathbf{E}, \mathbf{O}, \mathbf{R}\}$. The first variable in σ is $\mathbf{A} \in Y_q$. The brute-force algorithm would first compute a natural join over all factors in Equation (1) and then select those rows that match the condition $\mathbf{A} = \text{young}$. An equivalent but more efficient computation would be to first consider only the tables of those factors that include variable \mathbf{A} and select from each only the rows that satisfy the equality condition $\mathbf{A} = \text{young}$; then perform the natural join over the resulting tables. This computation corresponds to the following two equations.

$$\begin{aligned} \psi_{\mathbf{A}}(\mathbf{S}, \mathbf{E}; \mathbf{A} = \text{young}) &= \Pr(\mathbf{E} | \mathbf{A} = \text{young}, \mathbf{S}) \Pr(\mathbf{A} = \text{young}) \\ \Pr(\mathbf{A} = \text{young}, \mathbf{S}, \mathbf{E}, \mathbf{O}, \mathbf{R}, \mathbf{T}) &= \psi_{\mathbf{A}}(\mathbf{S}, \mathbf{E}; \mathbf{A} = \text{young}) \Pr(\mathbf{T} | \mathbf{O}, \mathbf{R}) \\ &\quad \Pr(\mathbf{O} | \mathbf{E}) \Pr(\mathbf{R} | \mathbf{E}) \Pr(\mathbf{S}). \end{aligned} \quad (4)$$

The crucial observation here is that the equality condition $\mathbf{A} = \text{young}$ concerns only two factors of the joint probability formula (Equation (1)) — which, after the processing of variable \mathbf{A} can be replaced by a factor $\psi_{\mathbf{A}}(\mathbf{S}, \mathbf{E}; \mathbf{A} = \text{young})$, the table of which is indexed by variables \mathbf{S} and \mathbf{E} and contains only entries with $\mathbf{A} = \text{young}$.

We can apply the same observation repeatedly for the remaining variables. Continuing from Equation (4), let us consider how to sum out $\mathbf{S} \in Z_q$, the second variable in σ . Instead of a brute-force approach, a more efficient computation is to compute a new factor by summing out \mathbf{S} over

only those factors that include variable \mathbf{S} ; and use the new factor to perform a natural join with the remaining factors.

$$\begin{aligned} \psi_{\mathbf{S}}(\mathbf{E}; \mathbf{A} = \text{young}) &= \sum_{\mathbf{S}} \psi_{\mathbf{A}}(\mathbf{S}, \mathbf{E}; \mathbf{A} = \text{young}) \Pr(\mathbf{S}) \\ \Pr(\mathbf{A} = \text{young}, \mathbf{E}, \mathbf{O}, \mathbf{R}, \mathbf{T}) &= \sum_{\mathbf{S}} \Pr(\mathbf{A} = \text{young}, \mathbf{S}, \mathbf{E}, \mathbf{O}, \mathbf{R}, \mathbf{T}) \\ &= \psi_{\mathbf{S}}(\mathbf{E}; \mathbf{A} = \text{young}) \Pr(\mathbf{T} | \mathbf{O}, \mathbf{R}) \\ &\quad \Pr(\mathbf{O} | \mathbf{E}) \Pr(\mathbf{R} | \mathbf{E}). \end{aligned} \quad (5)$$

Again, the crucial observation is that \mathbf{S} appears in only two factors of Equation (4) — which, after the summation over \mathbf{S} , can be replaced by a factor $\psi_{\mathbf{S}}(\mathbf{E}; \mathbf{A} = \text{young})$, the table of which is indexed by variable \mathbf{E} and contains only entries with $\mathbf{A} = \text{young}$.

The third variable in σ is the free variable $\mathbf{T} \in X_q$. To stay in agreement with the previous two cases, the processing of a free variable corresponds to the computation of a new factor from the natural join over all factors that involve it — but unlike the previous two variables does not lead to the selection of a subset of entries or a summation. This computation corresponds to the two equations below.

$$\begin{aligned} \psi_{\mathbf{T}}(\mathbf{O}, \mathbf{R}; \mathbf{T}) &= \Pr(\mathbf{T} | \mathbf{O}, \mathbf{R}) \\ \Pr(\mathbf{A} = \text{young}, \mathbf{E}, \mathbf{O}, \mathbf{R}, \mathbf{T}) &= \psi_{\mathbf{S}}(\mathbf{E}; \mathbf{A} = \text{young}) \psi_{\mathbf{T}}(\mathbf{O}, \mathbf{R}; \mathbf{T}) \\ &\quad \Pr(\mathbf{O} | \mathbf{E}) \Pr(\mathbf{R} | \mathbf{E}). \end{aligned} \quad (6)$$

As in the previous cases, the factors that involve \mathbf{T} (in this example it is only $\Pr(\mathbf{T} | \mathbf{O}, \mathbf{R})$) are replaced with a factor $\psi_{\mathbf{T}}(\mathbf{O}, \mathbf{R}; \mathbf{T})$, the table of which is indexed by variables \mathbf{O} and \mathbf{R} , but also contains a column for free variable \mathbf{T} .

The procedure described above for the first three variables of σ is repeated for the remaining variables, and constitutes the variable-elimination algorithm [22]. To summarize, the variable-elimination algorithm considers variables a in the order of σ . If $a \in Y_q$ or $a \in Z_q$, the algorithm replaces the set of factors that involve a with a new factor computed over the natural join of the replaced factors, and performs a selection or group-summation, respectively.

Elimination Tree. Variable elimination gives rise to a graph, like the one shown in Figure 2 for the example we discussed. Each node is associated with a factor — and there is a directed edge between two factors if one is used for the computation of the other. In particular, each *leaf node* corresponds to one of the factors that define Bayesian network \mathcal{N} — in our running example, these are the factors that appear in Equation (1). Each *internal node* corresponds to a factor that is computed from its children (i.e., the factors that correspond to its incoming edges), and replaces them in the variable-elimination algorithm. Moreover, as we saw, each internal node corresponds to one variable. The last factor computed is the answer to the query.

Notice that the graph constructed in this manner is either a tree or a forest. It is not difficult to see that *the elimination graph is a tree if and only if the Bayesian network on which it is based is a weakly connected dag*, irrespectively of elimination order. To simplify our discussion, we will focus on connected Bayesian networks and therefore deal with an *elimination tree* T for each query. All results that follow can be directly extended to the case of forests.

Notice that the exact instance of the factor corresponding to each internal node of T depends on the query. For

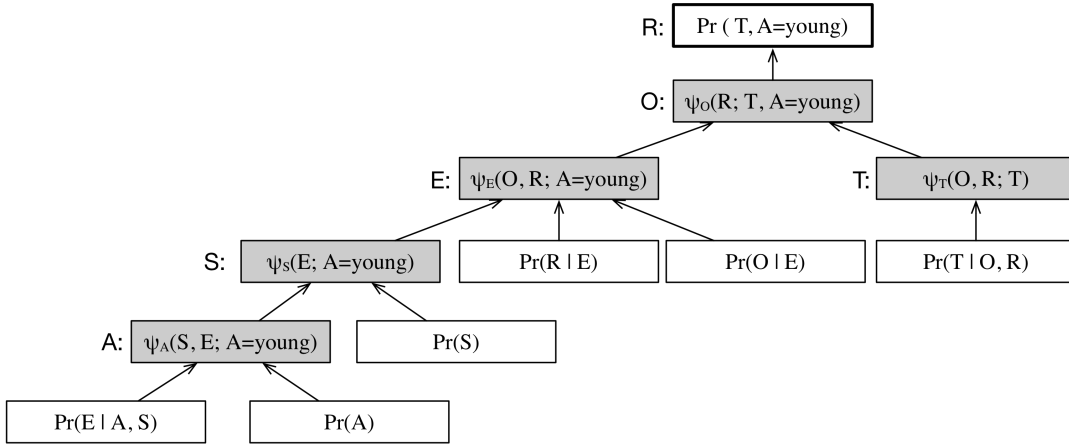


Figure 2: The elimination tree T for query $q = \Pr(T, A = \text{young})$ and order of variables $\sigma = (A, S, T, E, O, R)$.

the elimination tree of the example discussed above (Figure 2), we have factor $\psi_A(S, E; A = \text{young})$ on the node that corresponds to variable A . However, if the query contained variable A as a free variable rather than bound to value $A = \text{young}$, then the same node in T would contain a factor $\psi_A(S, E; A)$ — i.e., a factor that is also indexed by S and E but does not contain only entries that satisfy an equality condition for A . And if the query did not contain variable A , then the same node in T would contain a factor $\psi_A(S, E)$ — i.e., a factor that is also indexed by S and E but does not contain A at all (as it would be summed out). Nevertheless, the structure of the tree, the factors that correspond to leaf nodes and the variables that index the variables of the factors that correspond to internal nodes are query-independent.

Note. The elimination algorithm we use here differs slightly from the one presented by Zhang et al. [22]. Specifically, the variable-elimination algorithm of Zhang et al. computes the factors associated with the bound variables Y_q at a special initialization step, which leads to benefits in practice (even though the running time remains super-polynomial in the worst case). On the other hand, we compute factors in absolute accordance with the elimination order. This allows us to consider the variable-elimination order fixed for all variables independently of the query.

Materialization of factors. Our main observation is that by materializing (i.e., precomputing and storing for use at query time) factors that correspond to internal nodes of the elimination tree T , we can speed up the computation of queries that require the computation of those factors. As we saw in this section, computing such factors involves the natural join over other factor tables, along with either entry selection (for variables Y_q) or variable summation (to sum-out variables Z_q). In what follows, we focus on materializing factors that are the result only of variable summation. Materializing such factors is often useful for multiple queries q — and we seek to materialize those factors that lead to the highest performance gains over a given query workload.

To formalize our discussion, let us introduce some notation. Given a node $u \in V$ in an elimination tree T , we write T_u to denote the subtree of T that is rooted in node u . We also write X_u to denote the subset of variables of X that the nodes of T_u are associated with. Finally, we write A_u

to denote the set of ancestors of u in T , that is, all nodes between u and the root of the tree T , excluding u .

The computation of a factor for a query q incurs a computational cost. We distinguish two notions of cost: first, if the children factors of a node u in the elimination tree T are given as input, computing u incurs a ‘partial’ cost of computing the factor of u from its children factors; second, starting from the factors that define the Bayesian network, the ‘total’ cost of computing a node includes the partial costs of computing all intermediate factors, from the leaf nodes to u . Formally, we have the following definitions.

DEFINITION 1 (PARTIAL-COST). *The partial cost $c(u)$ of a node $u \in V$ in the elimination tree $T = (V, E)$ is the computational effort required to compute the corresponding factor given the factors of its children nodes.*

DEFINITION 2 (TOTAL-COST). *The total cost of a node $u \in V$ in the elimination tree $T = (V, E)$ is the total cost of computing the factor at node u , i.e.,*

$$b(u) = \sum_{x \in T_u} c(x),$$

where $c(x)$ is the partial cost of node x .

When we say that we materialize a node $u \in V$, we mean that we materialize the factor that is the result of summing out all variables below it on the tree T — and we will say that the node u is useful for a query q only if the corresponding factor is useful. When is a materialized factor useful for a query q ? Intuitively, it is useful if it is one of the factors computed during the evaluation of q , in which case it allows us to save the total cost of computing it from scratch — provided that there is no other materialized factor that could be used in its place, with greater savings in cost. The following definition of usefulness formalizes this intuition.

DEFINITION 3 (USEFULNESS). *Let $q = \Pr(X_q, Y_q = \mathbf{y}_q)$ be a query, and $R \subseteq V$ a set of nodes of the elimination tree T that are materialized. We say that a node $u \in V$ is useful for the query q with respect to the set of nodes R , if (i) $u \in R$; (ii) $X_u \subseteq Z_q$; and (iii) there is no other node $v \in A_u$ for which conditions (i) and (ii) hold.*

To indicate that a node u is useful for the query q with respect to a set of nodes R with materialized factors, we use the indicator function $\delta_q(u; R)$. That is, $\delta_q(u; R) = 1$ if node $u \in V$ is useful for the query q with respect to the set of nodes R , and $\delta_q(u; R) = 0$ otherwise.

When a materialized node is useful for a query q , it saves us the total cost of computing it from scratch. Considering a query workload, where different queries appear with different probabilities, we define the benefit of a set of materialized nodes R as the expected total cost we save for the given query workload.

DEFINITION 4 (BENEFIT). Consider an elimination tree $T = (V, E)$, a set of nodes $R \subseteq V$, and query probabilities $\Pr(q)$ for the set of all possible queries q . The benefit $B(R)$ of the node set R is defined as:

$$\begin{aligned} B(R) &= \sum_q \Pr(q) \sum_{u \in R} \delta_q(u; R) b(u) \\ &= \sum_{u \in R} \Pr(\delta_q(u; R) = 1) b(u) \\ &= \sum_{u \in R} \mathbb{E}[\delta_q(u; R)] b(u). \end{aligned}$$

Problem definition. We can now define formally the problem we consider in this paper. Our objective is to select a number of factors in the elimination tree to materialize, so that their total size is bounded by a space budget K .

PROBLEM 1. Consider a Bayesian network \mathcal{N} and an elimination tree $T = (V, E)$ used to answer probability queries over \mathcal{N} . Given a space budget K , select a set of nodes $R \subseteq V$ to materialize, whose total size is at most K , so as to optimize $B(R)$.

For simplicity of exposition we also consider a version of the problem where we are given a total budget k on the number of nodes that we can materialize. We first present algorithms for Problem 2 in Section 4 and discuss how to address the more general Problem 1 in Section 5.

PROBLEM 2. Consider a Bayesian network \mathcal{N} and an elimination tree $T = (V, E)$ used to answer probability queries over \mathcal{N} . Given an integer k , select at most k nodes $R \subseteq V$ to materialize so as to optimize $B(R)$.

4. ALGORITHMS

For simplicity of exposition, this section focuses on algorithms for Problem 2: Section 4.1 presents an exact polynomial-time dynamic-programming algorithm for the problem; and Section 4.2 presents a greedy algorithm, which yields improved time complexity but provides only an approximate solution, yet the approximation has a quality guarantee. The two algorithms are subsequently adapted for Problem 1 in Section 5.1.

4.1 Dynamic programming

We arrive at our dynamic-programming algorithm for Problem 2 in three steps. Firstly, we introduce the notion of *partial benefit*, which generalizes the notion of *benefit* introduced earlier and allows us to explore partial solutions for the problem. Secondly, using the notion of *partial benefit*,

we point out the optimal-substructure property of the problem. And thirdly, we define the dynamic programming table and algorithm.

Partial benefit. Recall that in Definition 4 we defined the *total benefit* of a subset of nodes $R \subseteq V$ (i.e., a potential solution) for the whole elimination tree T . Here we define the *partial benefit* of a subset of nodes R for a subtree T_u of a given node u of the elimination tree T .

DEFINITION 5 (PARTIAL BENEFIT). Consider an elimination tree $T = (V, E)$, a subset of nodes $R \subseteq V$, and probabilities $\Pr(q)$ for the set of all possible queries q . The partial benefit $B_u(R)$ of the node set R at a given node $u \in V$ is defined as:

$$B_u(R) = \sum_{v \in R \cap T_u} \mathbb{E}[\delta_q(v; R)] b(v).$$

Our dynamic-programming solution relies on the following lemmas. Lemma 1 states that, given a set of nodes R , and a node $u \in R$, the probability that u is useful for a random query with respect to R depends only on the lowest ancestor of u in R .

LEMMA 1. Consider an elimination tree $T = (V, E)$ and a set $R \subseteq V$ of nodes. Let $u, v \in R$ such that $v \in A_u$ and $\text{path}(u, v) \cap R = \emptyset$. Then we have:

$$\mathbb{E}[\delta_q(u; R)] = \mathbb{E}[\delta_q(u; v)],$$

where the expectation is taken over a distribution of queries q .

Building upon Lemma 1, we arrive to Lemma 2 below, which states that the partial benefit $B_u(R)$ of a node-set R at a node u depends only on (i) the nodes of T_u that are included in R , and (ii) the lowest ancestor v of u in R —and therefore does not depend on what other nodes “above” v are included in R .

LEMMA 2. Consider an elimination tree $T = (V, E)$ and a node $u \in V$. Let $v \in A_u$ be an ancestor of u . Consider two sets of nodes R and R' for which

- (i) $v \in R$ and $v \in R'$;
- (ii) $T_u \cap R = T_u \cap R'$; and
- (iii) $\text{path}(u, v) \cap R = \text{path}(u, v) \cap R' = \emptyset$.

Then, we have: $B_u(R) = B_u(R')$.

Let ϵ be a special node, which we will use to denote that no ancestor of a node u is included in a solution R . We define $\bar{A}_u = A_u \cup \{\epsilon\}$ as the *extended set of ancestors* of u , which adds ϵ into A_u . Notice that $\text{path}(u, \epsilon)$ corresponds to the set of ancestors of u including the root r , i.e., $\text{path}(u, \epsilon) = A_u$.

Optimal substructure Next, we provide in Lemma 3 the optimal substructure property for Problem 2, which is later used as the basis of our dynamic-programming algorithm. Building upon Lemma 2, and Lemma 3 states that, among nodes of the optimal solution, the subset of nodes that fall within a given subtree depends only on the nodes of the subtree and the lowest ancestor of the subtree that is included in the optimal solution.

LEMMA 3 (OPTIMAL SUBSTRUCTURE). Given an elimination tree $T = (V, E)$ and an integer budget k , let R^*

denote the optimal solution to Problem 2. Consider a node $u \in V$ and let $v \in \bar{A}_u$ be the lowest ancestor of u that is included in R^* . Let $R_u^* = T_u \cap R^*$ denote the set of nodes in the optimal solution that reside in T_u and let $\kappa_u^* = |T_u \cap R^*|$. Then,

$$R_u^* = \arg \max_{\substack{R_u \subseteq T_u \\ |R_u| = \kappa_u^*}} \{B_u(R_u \cup \{v\})\}.$$

The following lemma provides a bottom-up way to combine partial solutions computed on subtrees. We note that in the rest of the section, we provide a presentation of the results on binary trees w.l.o.g. for ease of exposition.

LEMMA 4 (ADDITIVITY). *Consider an elimination tree $T = (V, E)$, a node $u \in V$, and a set R_u of nodes in T_u . Let $r(u)$ and $\ell(u)$ be the right and left children of u , and let $R_{r(u)} = T_{r(u)} \cap R_u$ and $R_{\ell(u)} = T_{\ell(u)} \cap R_u$. Then, for any node $v \in \bar{A}_u$ it is*

$$B_u(R_u \cup \{v\}) = \begin{cases} B_u(\{u, v\}) + B_{r(u)}(R_{r(u)} \cup \{u\}) \\ \quad + B_{\ell(u)}(R_{\ell(u)} \cup \{u\}), & \text{if } u \in R_u \\ B_{r(u)}(R_{r(u)} \cup \{v\}) + B_{\ell(u)}(R_{\ell(u)} \cup \{v\}), & \text{otherwise.} \end{cases}$$

Dynamic programming Finally, we discuss how to use the structural properties shown above in order to devise the dynamic-programming algorithm.

We first define the data structures that we use. Consider a node u in the elimination tree, a node $v \in \bar{A}_u$, and an integer κ between 1 and $\min\{k, |T_u|\}$. For such nodes u and v and integer κ we define $F(u, \kappa, v)$ to be the optimal value of partial benefit $B_u(R)$ over all sets of nodes R that satisfy the following three conditions:

- (i) $|T_u \cap R| \leq \kappa$;
- (ii) $v \in R$; and
- (iii) $\text{path}(u, v) \cap R = \emptyset$.

Condition (i) states that the node set R has at most κ nodes in the subtree T_u , condition (ii) states that node v is contained in R , and condition (iii) states that no other node between u and v is contained in R , i.e., node v is the lowest ancestor of u in R .

For such nodes u and v and integer κ , and over all sets of nodes R that satisfy conditions (i)–(iii), we also define $F^+(u, \kappa, v)$ and $F^-(u, \kappa, v)$ to denote the optimal partial benefit $B_u(R)$ for the cases when $u \in R$ and $u \notin R$, respectively. Hence, we have

$$F(u, \kappa, v) = \max\{F^+(u, \kappa, v), F^-(u, \kappa, v)\}.$$

We assume that the special node ϵ belongs in all solution sets R but does not count towards the size of R . Notice that $F(u, \kappa, \epsilon)$ is the optimal partial benefit $B_u(R)$ over all sets R that have at most κ nodes in T_u and no ancestor of u belongs to R .

We now show how to compute $F(u, \kappa, v)$ for all $u \in V$, $\kappa \in \{1, \dots, \min\{k, |T_u|\}\}$, and $v \in \bar{A}_u$ by a bottom-up dynamic-programming algorithm:

1. If u is a leaf of the elimination tree then

$$F^-(u, 1, v) = -\infty, \text{ for all } v \in \bar{A}_u,$$

Algorithm 1 ConstructSolution(u, κ, v)

```

1: if  $F(u, \kappa, v) = F^+(u, \kappa, v)$  then
2:   print  $u$ 
3:   if  $\kappa = 1$  then
4:     return
5:    $(\kappa_\ell^*, \kappa_r^*) \leftarrow \arg \max_{\kappa_\ell + \kappa_r = \kappa - 1} F(\ell(u), \kappa_\ell, u) + F(r(u), \kappa_r, u)$ 
6:   ConstructSolution( $\ell(u), \kappa_\ell^*, u$ )
7:   ConstructSolution( $r(u), \kappa_r^*, u$ )
8: else
9:    $(\kappa_\ell^*, \kappa_r^*) \leftarrow \arg \max_{\kappa_\ell + \kappa_r = \kappa} F(\ell(u), \kappa_\ell, v) + F(r(u), \kappa_r, v)$ 
10:  ConstructSolution( $\ell(u), \kappa_\ell^*, v$ )
11:  ConstructSolution( $r(u), \kappa_r^*, v$ )

```

and

$$F^+(u, 1, v) = 0, \text{ for all } v \in \bar{A}_u.$$

This initialization enforces leaf nodes – i.e., the nodes that correspond to factors that define the Bayesian network – to be materialized, as they are considered part of the input.

2. If u is not a leaf of the elimination tree then

$$F^+(u, \kappa, v) = B_u(\{u, v\}) + \max_{\kappa_\ell + \kappa_r = \kappa - 1} \{F(\ell(u), \kappa_\ell, u) + F(r(u), \kappa_r, u)\},$$

and

$$F^-(u, \kappa, v) = \max_{\kappa_\ell + \kappa_r = \kappa} \{F(\ell(u), \kappa_\ell, v) + F(r(u), \kappa_r, v)\}.$$

The value of the optimal solution to the problem is returned by $F(r, k, \epsilon) = \max\{F^+(r, k, \epsilon), F^-(r, k, \epsilon)\}$, where recall that r is the root of the elimination tree.

To compute the entries of the table $F(u, \kappa, v)$, for all $u \in V$, $\kappa \in \{1, \dots, \min\{k, |T_u|\}\}$, and $v \in \bar{A}_u$, we proceed in a bottom-up fashion. For each node u , once all entries for the nodes in the subtree of u have been computed, we compute $F(u, \kappa, v)$, for all $\kappa \in \{1, \dots, \min\{k, |T_u|\}\}$, and all $v \in \bar{A}_u$. Hence, for computing each entry $F(u, \kappa, v)$, we only need entries that have already been computed.

Once all the entries of $F(u, \kappa, v)$ are computed, we construct the optimal solution by backtracking in a top-down fashion – specifically, calling the subroutine ConstructSolution(r, k, ϵ); pseudocode depicted as Algorithm 1.

THEOREM 1. *The dynamic-programming algorithm described above computes correctly the optimal solution R^* .*

Notice that for each node u the computation of the entries $F(u, \kappa, v)$ requires the computation of partial benefit values $B_u(\{u, v\})$ for pairs of nodes (u, v) , which in turn, require access to or computation of values $E[\delta_q(u; v)]$. As Lemma 5 below shows, the latter can be computed from $E[\delta_q(u; \emptyset)]$ and $E[\delta_q(v; \emptyset)]$, for all $u \in V$ and $v \in A_u$. In practice, it is reasonable to consider a setting where one has used historical query logs to learn empirical values for $E[\delta_q(u; \emptyset)]$ for all $u \in V$ and thus for $E[\delta_q(u; v)]$ for pairs of nodes u and v .

LEMMA 5. *Let $u \in V$ be a given node in an elimination tree T and let $v \in A_u$ denote an ancestor of u . Then,*

$$E[\delta_q(u; v)] = E[\delta_q(u; \emptyset)] - E[\delta_q(v; \emptyset)].$$

Algorithm 2 Greedy Algorithm

```

1:  $R \leftarrow \emptyset$ 
2: while  $|R| < k$  do
3:    $u \leftarrow \arg \max_{v \in V \setminus R} B(R \cup \{v\}) - B(R)$ 
4:    $R \leftarrow R \cup \{u\}$ 
5: return  $R$ 

```

THEOREM 2. *The running time of the dynamic-programming algorithm is $\mathcal{O}(nhk^2)$, where n is the number of nodes in the elimination tree, h is its height, and k is the number of nodes that we ask to materialize.*

4.2 Greedy algorithm

In this section, we first point out that the benefit function $B : 2^V \rightarrow \mathbb{R}_{\geq 0}$ is monotone and submodular. We then exploit these properties to provide a greedy algorithm that achieves an approximation guarantee of $(1 - \frac{1}{e})$. In the discussion that follows, we’ll be using the notion of *marginal benefit* to refer to the benefit we gain by adding one extra node to the solution set.

DEFINITION 6 (MARGINAL BENEFIT). *Consider an elimination tree $T = (V, E)$, a set of nodes $R \subseteq V$, a node $u \in V \setminus R$, and a probability distribution $\Pr(q)$ over the set of all possible queries. The marginal benefit $B(u | R)$ of the node u with respect to the solution set R is defined as:*

$$B(u | R) = B(R \cup \{u\}) - B(R).$$

Marginal benefits can be computed via the closed-form expression provided by the following Lemma.

LEMMA 6. *Consider an elimination tree $T = (V, E)$, a set of nodes $R \subseteq V$, a node $u \in V \setminus R$, and a probability distribution $\Pr(q)$ over the set of all possible queries. Let $\bar{D}_u^R = \{v \mid v \in T_u \cap R \text{ and path}(v, u) \cap R = \emptyset\}$ denote the set of descendants of u in set R whose lowest ancestor in $R \cup \{u\}$ is u , and let $a_u^R \in \bar{A}_u$ denote the lowest ancestor of u in R . Then, the marginal benefit $B(u | R)$ of node u with respect to the set R is given by:*

$$B(u | R) = \mathbb{E}[\delta_q(u; a_u^R)] \left(b(u) - \sum_{v \in \bar{D}_u^R} b(v) \right). \quad (7)$$

The main result of this section is the following.

LEMMA 7. *The benefit function $B : 2^V \rightarrow \mathbb{R}_{\geq 0}$ is monotone and submodular.*

Consider now the greedy algorithm that creates a solution set incrementally, each time adding the node with the highest marginal benefit into the solution set until the cardinality budget is consumed, as shown in Algorithm 2. It is easy to show that the algorithm comes with a constant factor approximation guarantee.

THEOREM 3. *Algorithm 2 achieves an approximation guarantee of $(1 - 1/e)$.*

5. EXTENSIONS

5.1 Space budget constraints

The algorithms we presented in the previous section address Problem 2, where a budget k is given on the number of nodes to be materialized. A more realistic and practical scenario is Problem 1, where a budget K is given on the total space required to materialize the selected nodes. In this case, for each node u of the elimination tree T the space s_u required to materialize the probability table at node u is specified as input.

Both of the algorithms we presented in the previous section, dynamic-programming and greedy, can be extended to address this more general version of the problem. In both cases the extension is fairly standard, and for lack of space we only describe it here in brief.

For the dynamic-programming algorithm the idea is to create an entry $F(u, \kappa, v)$ for nodes u and v , and index κ taking values from 1 to $\min\{K, S_u\}$, where S_u is the total space required to materialize the probability tables of all nodes in T_u . We then evaluate the entry $F(u, \kappa, v)$ by considering the maximum benefit over all possible values κ_ℓ and κ_r such that $\kappa_\ell + \kappa_r = \kappa - s_u$, where s_u is the space required to materialize node u .

The modified algorithm provides the exact solution, and the running time is $\mathcal{O}(nhK^2)$. Note, however, that unlike the previous case (Problem 2) where k is bounded by n , the value of K is not bounded by n . As the running time is polynomial in the value of K , which can be specified by $\mathcal{O}(\log K)$ bits, it follows that the algorithm is in fact *pseudo-polynomial*. However, the technique can be used to obtain a fully-polynomial approximation scheme (FPTAS) by rounding all space values into a set of smaller granularity and executing the dynamic programming algorithm using these rounded values.

For the greedy algorithm, in each iterative step we select to materialize the node u that maximizes the *normalized marginal gain* $(B(R \cup \{u\}) - B(R)) / s_u$. The modified greedy algorithm has the same running time and yields the same approximation guarantee $(1 - \frac{1}{e})$.

5.2 Accounting for redundant variables

In our algorithms so far we have considered a *fixed* elimination tree T and elimination order σ . The elimination tree T specifies the order in which sums-of-products evaluations are performed, with one summation for *every variable* in \mathcal{N} . One can observe, however, that it is *not* necessary to involve *every variable* in the evaluation of a query. For example, for the Bayesian network \mathcal{N} shown in Figure 3, the query $q_1 = \Pr(b = b_0, c)$ can be computed from the sub-network $\mathcal{N}_1 \subseteq \mathcal{N}$, while the query $q_2 = \Pr(c \mid b = b_0)$ can be computed from the sub-network $\mathcal{N}_2 \subseteq \mathcal{N}$.

Previous work [7, 13, 22] provides methods to determine the variables that are *redundant* for the evaluation of a query q allowing us to perform computations based on a “shrunk” Bayesian network. The characterization of variables into redundant and non-redundant is given in Theorem 4, based on the following two definitions.

DEFINITION 7 (MORAL GRAPH [22]). *The moral graph \mathcal{M} of a Bayesian network \mathcal{N} is the undirected graph that results from \mathcal{N} after dropping edge directions and adding one edge for all pairs of nodes that share a common child in \mathcal{N} .*

DEFINITION 8 (m -SEPARATED VARIABLES [22]). *Two variables a and b in a Bayesian network \mathcal{N} are said to be*

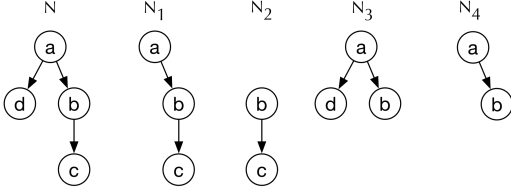


Figure 3: The input Bayesian network \mathcal{N} and some of its sub-networks. Some variables in \mathcal{N} may be redundant for the evaluation of some queries, allowing us to perform computations over “shrunk” networks.

m -separated by variables U if removing U from the moral graph \mathcal{M} of \mathcal{N} leaves no (undirected) path between a and b in \mathcal{M} . This property is denoted as $\text{sep}(a, b, U)$.

THEOREM 4 (REDUNDANT VARIABLES [22]). Let \mathcal{N} be a Bayesian network and $q = \Pr(X_q, Y_q = \mathbf{y}_q \mid Y'_q = \mathbf{y}'_q)$ a query. Let A be the union of ancestors in \mathcal{N} of all variables in q

$$A = \cup_{x \in X_q \cup Y_q \cup Y'_q} A_x.$$

Also, let R_m be all variables outside A , i.e., $R_m = X \setminus A$, and R_c all ancestor nodes A that are m -separated from $X_q \cup Y_q$ by Y'_q , i.e.,

$$R_c = \{a \in A \mid \text{sep}(a, b, Y'_q) \text{ for all } b \in X_q \cup Y_q\}.$$

The variables in $R = R_m \cup R_c$ are redundant, and no other variables are redundant.

Given a Bayesian network \mathcal{N} and a query q we write $\text{shrink}(q, \mathcal{N})$ (or $\text{shrink}(q)$ when \mathcal{N} is understood from the context) to denote the Bayesian network that results from the removal of all redundant variables as per Theorem 4. We can evaluate the query q on a shrunk Bayesian network \mathcal{N}_s , such that $\text{shrink}(q) \subseteq \mathcal{N}_s \subseteq \mathcal{N}$, by building an elimination tree T' on \mathcal{N}_s and obtain immediate efficiency gains. However, the elimination tree T' that is built on \mathcal{N}_s codifies different computations than the tree T built on \mathcal{N} , even if $T' \subseteq T$. Therefore, the tables of potentials we materialize for T using the algorithms of Section 4 do not generally correspond to tables of potentials for T' . In the next section we discuss how to address the issue of evaluating different queries while accounting for redundant variables.

5.2.1 Redundancy-aware scheme

The main idea of our *redundancy-aware scheme* is to materialize different probability tables for a set of “shrunk” Bayesian networks obtained through removal of redundant variables. The scheme consists of the following components:

Lattice of Bayesian networks. Consider a set of Bayesian networks $\mathcal{L} = \{\mathcal{N}_0, \mathcal{N}_1, \mathcal{N}_2, \dots, \mathcal{N}_\ell\}$ that includes the input Bayesian network $\mathcal{N} = \mathcal{N}_0$ and ℓ of its subnetworks, each of which is induced by a subset of variables:

$$\mathcal{N}_0 = \mathcal{N}; \mathcal{N}_i \subseteq \mathcal{N}, \text{ for all } i = 1, \dots, \ell.$$

The set \mathcal{L} can be represented as a lattice where edges are added between each network and its maximal subnetworks in \mathcal{L} (see an example in Figure 4).

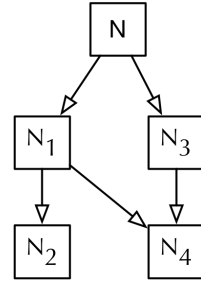


Figure 4: Instance of a lattice of Bayesian networks, for the networks that appear in Figure 3.

Query-network mapping. Consider a function $M : \mathcal{Q} \rightarrow \mathcal{L}$ (where \mathcal{Q} is the set of all possible queries) that maps a query $q \in \mathcal{Q}$ to a Bayesian network $\mathcal{N}_i \in \mathcal{L}$ from which the answer to q can be computed exactly. Notice that there is always such a Bayesian network in the lattice, namely the input Bayesian network $\mathcal{N}_0 = \mathcal{N}$.

Query workloads. Each Bayesian network $\mathcal{N}_i \in \mathcal{L}$ is associated with a query workload, characterized by: (i) the probability π_i that a random query is mapped to \mathcal{N}_i ; (ii) a probability distribution $\Pr_i(q) = \Pr(q \mid \mathcal{N}_i)$ over the queries that are mapped to \mathcal{N}_i .

We now discuss how the scheme operates and how its components are built. When a query arrives it is mapped to one network in the lattice from which its value is computed exactly. As we discuss below, this mapping operation can be performed efficiently. In this scheme, offline optimization considerations include the choice of networks to include in the lattice, as well as the materialization of potentials for each network. We discuss them below.

An algorithm for query-network mapping. Algorithm 4 finds the smallest Bayesian network \mathcal{N}_s in the lattice such that $\text{shrink}(q) \subseteq \mathcal{N}_s \subseteq \mathcal{N}$ that can be used to answer a query q . The algorithm proceeds as follows: first, at line 3, it computes the smallest shrunk network $\mathcal{S} = \text{shrink}(q)$ that can be used to answer query q exactly; then, it performs a breadth-first-search on the lattice \mathcal{L} starting from the top element but does not extend search paths on which it encounters networks \mathcal{N}' that do not include \mathcal{S} as subnetwork.

To test whether $\mathcal{S} \subseteq \mathcal{N}'$, it is sufficient to test whether the intersection of the (labeled) edge-sets of the two networks is not empty, which can be done in time $\mathcal{O}(|E| \log(|E|))$. The algorithm finds the correct network in the lattice since, by construction, if it has visited a Bayesian network \mathcal{N}' that contains the target \mathcal{N}_s as subnetwork, there is a path from \mathcal{N}' to \mathcal{N}_s , and this condition holds for the best (smallest Bayesian network that contains \mathcal{S}) discovered up to any point during the execution of the algorithm. The total running time in terms of subnetwork tests is $\mathcal{O}(\ell |E| \log(|E|))$.

Building the lattice. We build the lattice \mathcal{L} off-line, in three phases. During the first phase, we consider the full lattice \mathcal{L}^+ that includes all sub-networks of \mathcal{N} and estimate the probability ρ_i that a random query q has $\mathcal{N}_i = \text{shrink}(q) \in \mathcal{L}^+$ as its corresponding “shrunk” network. Notice that, for the full lattice, ρ_i is also the probability that a random query is mapped by Algorithm 4 to Bayesian network $\mathcal{N}_i \in \mathcal{L}^+$. In practice, we consider a sample of queries q (either from

Algorithm 4 Map(\mathcal{L}, q)

```
1: Let  $\mathcal{S} := \text{shrink}(q)$ 
2: Let  $Q := [\mathcal{N}]$ 
3: Let  $\mathcal{N}_s := \mathcal{N}$ 
4: while  $Q \neq \emptyset$  do
5:    $\mathcal{N}' = \text{deque}(Q)$ 
6:   if  $\|\mathcal{N}'\| < \mathcal{N}_s$  then
7:     if  $\mathcal{S} \subseteq \mathcal{N}'$  then
8:        $\mathcal{N}_s := \mathcal{N}'$ 
9:     for  $\mathcal{N}'' \in \text{children}(\mathcal{N}')$  do
10:      enqueue( $\mathcal{N}'', Q$ )
11: return  $\mathcal{N}_s$ 
```

a query-log or a probabilistic model) and estimate ρ_i as the relative frequency with which network \mathcal{N}_i is the “shrunk” network that can be used to evaluate q .

During the second phase, we choose a small number ℓ of networks from \mathcal{L}^+ to form lattice \mathcal{L} . We want to build a lattice of networks that captures well the distribution ρ . In practice, we use a greedy approach, successively choosing to add to \mathcal{L} the network that optimizes the utility of the lattice. During the third phase, we follow an approach similar to the first phase to estimate anew the probability π_i that a random query q has $\mathcal{N}_i = \text{shrink}(q) \in \mathcal{L}$ as its corresponding “shrunk” Bayesian network, as well as the probability distribution $\text{Pr}_i(q) = \text{Pr}(q | \mathcal{N}_i)$ over the queries q that are mapped to \mathcal{N}_i .

Optimal materialization. Given the set \mathcal{L} of networks contained in the lattice, a query workload $(\pi_i, \text{Pr}_i(q))$ over the networks, and a budget k , we wish to materialize k_i potentials for Bayesian network \mathcal{N}_i , with $\sum_{i=0}^{\ell} k_i \leq k$, so that $G(\{k_i\}) = \sum_{i=0}^{\ell} \pi_i B_i(k_i)$ is maximized, with $B_i(k_i)$ being the optimal benefit obtained by solving problem 2 for Bayesian network \mathcal{N}_i with budget of k_i . Let $OPT_{m,k}$ be the optimal value of $G(\cdot)$ for the first m networks of \mathcal{L} , with budget k . Then the following equation holds

$$OPT_{m+1,k} = \max_{\kappa} \{ \pi_{m+1} B_i(\kappa) + OPT_{m,k-\kappa} \}$$

and defines a dynamic programming algorithm to compute the optimal materialization over a set of networks \mathcal{L} .

6. REFERENCES

- [1] O. Bachem, M. Lucic, and A. Krause. Scalable k-means clustering via lightweight coresets. In *Proceedings of the 24th ACM SIGKDD International Conference on Knowledge Discovery & Data Mining*, pages 1119–1127. ACM, 2018.
- [2] C. M. Bishop. *Pattern recognition and machine learning*. springer, 2006.
- [3] C. M. Bishop. Model-based machine learning. *Philosophical Transactions of the Royal Society A: Mathematical, Physical and Engineering Sciences*, 371(1984):20120222, 2013.
- [4] S. Chaudhuri, B. Ding, and S. Kandula. Approximate query processing: No silver bullet. In *Proceedings of the 2017 ACM International Conference on Management of Data*, SIGMOD '17, pages 511–519, New York, NY, USA, 2017. ACM.
- [5] D. M. Chickering. Learning bayesian networks is np-complete. In *Learning from data*, pages 121–130. Springer, 1996.
- [6] G. Cormode, M. Garofalakis, P. J. Haas, C. Jermaine, et al. Synopses for massive data: Samples, histograms, wavelets, sketches. *Foundations and Trends® in Databases*, 4(1–3):1–294, 2011.
- [7] D. Geiger, T. Verma, and J. Pearl. d-separation: From theorems to algorithms. In *Machine Intelligence and Pattern Recognition*, volume 10, pages 139–148. Elsevier, 1990.
- [8] L. Getoor, B. Taskar, and D. Koller. Selectivity estimation using probabilistic models. In *ACM SIGMOD Record*, volume 30, pages 461–472. ACM, 2001.
- [9] S. Jain and A. Huth. Incorporating context into language encoding models for fmri. In S. Bengio, H. Wallach, H. Larochelle, K. Grauman, N. Cesa-Bianchi, and R. Garnett, editors, *Advances in Neural Information Processing Systems 31*, pages 6628–6637. Curran Associates, Inc., 2018.
- [10] F. V. Jensen et al. *An introduction to Bayesian networks*, volume 210. UCL press London, 1996.
- [11] T. Kraska. Approximate query processing for interactive data science. In *Proceedings of the 2017 ACM International Conference on Management of Data*, SIGMOD '17, pages 525–525, New York, NY, USA, 2017. ACM.
- [12] T. Kraska, M. Alizadeh, A. Beutel, E. Chi, J. Ding, A. Kristo, G. Leclerc, S. Madden, H. Mao, and V. Nathan. Sagedb: A learned database system. In *CIDR*, 2019.
- [13] S. L. Lauritzen and D. J. Spiegelhalter. Local computations with probabilities on graphical structures and their application to expert systems. *Journal of the Royal Statistical Society: Series B (Methodological)*, 50(2):157–194, 1988.
- [14] B. Mozafari. Approximate query engines: Commercial challenges and research opportunities. In *Proceedings of the 2017 ACM International Conference on Management of Data*, SIGMOD '17, pages 521–524, New York, NY, USA, 2017. ACM.
- [15] T. D. Nielsen and F. V. Jensen. *Bayesian networks and decision graphs*. Springer Science & Business Media, 2009.
- [16] E. Orhan. A simple cache model for image recognition. In S. Bengio, H. Wallach, H. Larochelle, K. Grauman, N. Cesa-Bianchi, and R. Garnett, editors, *Advances in Neural Information Processing Systems 31*, pages 10107–10116. Curran Associates, Inc., 2018.
- [17] J. Park, Y. Boo, I. Choi, S. Shin, and W. Sung. Fully neural network based speech recognition on mobile and embedded devices. In S. Bengio, H. Wallach, H. Larochelle, K. Grauman, N. Cesa-Bianchi, and R. Garnett, editors, *Advances in Neural Information Processing Systems 31*, pages 10620–10630. Curran Associates, Inc., 2018.
- [18] Y. Park, A. S. Tajik, M. Cafarella, and B. Mozafari. Database learning: Toward a database that becomes smarter every time. In *Proceedings of the 2017 ACM International Conference on Management of Data*, pages 587–602. ACM, 2017.
- [19] J. Pearl. *Probabilistic reasoning in intelligent systems: networks of plausible inference*. Elsevier, 2014.

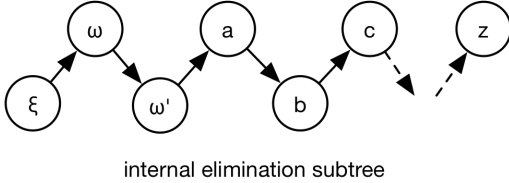
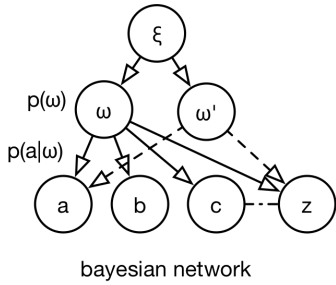


Figure 6: Consider the Bayesian Network in the figure, along with its pre-order traversal $\sigma = (\xi, \omega, \omega', a, b, \dots, z)$. The two define the elimination tree shown in the figure, which includes a linear graph over the internal nodes.

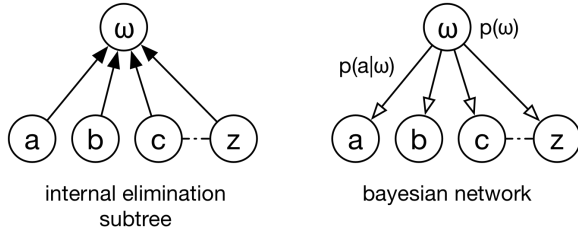


Figure 5: The tree on the left represents T_{in} , the subtree of elimination tree T induced by its internal nodes. The Bayesian Network in the figure, constructed by reversing the direction of edges in T_{in} , along with its post-order traversal (a, b, \dots, z, ω) define T as the elimination tree.

- [20] M. Scutari and J.-B. Denis. *Bayesian networks: with examples in R*. Chapman and Hall/CRC, 2014.
- [21] H. Shah and D. Barber. Generative neural machine translation. In S. Bengio, H. Wallach, H. Larochelle, K. Grauman, N. Cesa-Bianchi, and R. Garnett,

editors, *Advances in Neural Information Processing Systems 31*, pages 1346–1355. Curran Associates, Inc., 2018.

- [22] N. L. Zhang and D. Poole. A simple approach to bayesian network computations. In *Proc. of the Tenth Canadian Conference on Artificial Intelligence*, 1994.
- [23] N. L. Zhang and D. Poole. Exploiting causal independence in bayesian network inference. *Journal of Artificial Intelligence Research*, 5:301–328, 1996.

APPENDIX

A. GENERALITY OF PROBLEMSETTING

We formulated Problems 1 and 2 in terms of an elimination tree, without specifying any constraints on its structure. However, in the context where we’re addressing Problem 2, elimination trees are defined by a Bayesian network and an elimination order. At this point, we should consider the question of whether the elimination trees that are input to Problem 1 and 2 are of general structure – if they were not, then this would leave room for faster algorithms that take advantage of the special structure.

Lemma 8 states that the internal nodes of an elimination tree form a tree of general structure. Note that we use the term ‘internal subtree’ to refer to the subgraph of a tree that is indexed by internal (non-leaf) nodes. For an elimination tree T , its internal subtree corresponds to the nodes that correspond to the variables of the bayesian network.

LEMMA 8. Consider any tree T and its internal subtree T_{in} . There is a bayesian network and an elimination order that define an elimination tree T' with $T'_{in} \simeq T_{in}$.

We can also show, however, that if we limit ourselves to elimination orderings that follow a pre-order traversal (pot) of the bayesian network, we end up with elimination trees of linear structure. Note that the bayesian network \mathcal{N} we consider is generally a *directed acyclic graph* (dag) and not necessarily a tree. It is therefore possible to have multiple roots in \mathcal{N} — i.e., multiple variables that do not depend on other variables. For any variable ω , consider the set of variables a, b, \dots, z that depend on ω . A pot of \mathcal{N} is any ordering of its variables such that ω precedes a, b, \dots, z . The breadth-first-search of \mathcal{N} that starts from the roots of \mathcal{N} is a pot.

LEMMA 9. For a Bayesian Network \mathcal{N} , let T be the elimination tree obtained for the elimination order defined by any pre-order traversal of \mathcal{N} . The internal subgraph T_{in} of T is linear.