

# Probing the many-body physics via measurement of the closed-channel fraction in a $^6\text{Li}$ superfluid

Xiang-Pei Liu<sup>1,4,\*</sup>, Xing-Can Yao<sup>1,4,\*</sup>, Hao-Ze Chen<sup>1,4</sup>, Xiao-Qiong Wang<sup>1,4</sup>,  
Yu-Xuan Wang<sup>1,4</sup>, Yu-Ao Chen<sup>1,4,†</sup>, Qijin Chen<sup>2,4,‡</sup>, K. Levin<sup>3</sup>, and Jian-Wei Pan<sup>1,4,§</sup>

<sup>1</sup>Shanghai Branch, National Laboratory for Physical Sciences at Microscale and Department of Modern Physics,  
University of Science and Technology of China, Shanghai, 201315, China

<sup>2</sup>Zhejiang Institute of Modern Physics and Department of Physics,  
Zhejiang University, Hangzhou, Zhejiang 310027, China

<sup>3</sup>James Franck Institute, University of Chicago, Chicago, Illinois 60637, USA and

<sup>4</sup>CAS Center for Excellence and Synergetic Innovation Center in Quantum Information and Quantum Physics,  
University of Science and Technology of China, Hefei, Anhui 230026, China

Atomic Fermi gases provide an ideal platform for studying the pairing and superfluid physics, using a Feshbach resonance between closed channel molecular states and open channel scattering states. The closed-channel fraction  $Z$  contains important many-body interacting effects. Here we probe the many-body physics of interacting Fermi gases of  $^6\text{Li}$  by measuring  $Z$  in the entire system. We have observed a significant departure from two-body physics. Away from the deep BEC regime, the fraction  $Z$  is sensitive to the Fermi temperature  $T_F$ . In particular, our data show  $Z \propto \sqrt{T_F}$  at unitarity, in good agreement with theory. Further more, we have found a progressive departure of our measured  $Z$  value from theory as the system enters the BCS regime, calling for further investigation in both theory and experiment.

Using a Feshbach resonance, atomic Fermi gases provide an ideal platform for studying the pairing and superfluid physics. Of particular interest is the crossover [1, 2] from a Bardeen-Cooper-Schrieffer (BCS) state of Cooper pairs to a Bose-Einstein condensate (BEC) of molecular dimers [3–9]. Except in the deep BEC limit, many-body physics plays an important role throughout the BCS–BEC crossover. By virtue of the Feshbach resonance, the many-body states of paired atoms can be regarded as the so-called “dressed molecules”, which are the superposition of open-channel atom pairs with the closed-channel molecules [10, 11]. In this picture, the closed-channel fraction  $Z$  becomes a key parameter to describe the many-body physics in the BCS–BEC crossover. Indeed, many important physical quantities, such as superfluid excitation gap [12] and Tan’s contact, can be associated with the  $Z$  values [13] (along with the resonance parameters).

In the simple two-body theory [14],  $Z$  decreases from 1 in the BEC limit to 0 at unitarity, beyond which the attractive interaction becomes too weak to support bound molecules. Typically, large  $Z$  values can be determined by the derivative of the binding energy of dressed molecules with respect to the magnetic field  $B$  [15]. However, this method does not work when  $Z$  is small, due to limited experimental resolution as well as the breakdown of the two-body theory in the unitary and BCS regimes. By driving transitions between the dressed molecules and molecules in excited states with a resonant laser, small  $Z$  values in the BCS–BEC crossover of a  $^6\text{Li}$  superfluid have been previously measured [16]. While the quantity  $Z$  decreases from the BEC to the unitary regime, in contrast to two-body predictions, the data [16] showed that a non-vanishing and smoothly varying  $Z$  was observed at the unitary point and well into the deep BCS regime. These experimental results have been addressed with more accurate many-body based two-channel models [11–13]. However, there are other important predictions which need to be confirmed experimentally. Among these is the observation that in the two-

channel model  $Z$  depends not only on the scattering length but also on the Fermi temperature  $T_F$ , with  $Z \propto \sqrt{T_F}$  at unitarity. An exploration of these and other many-body effects is missing from the literature both for experimental reasons and, also because the previous experimental analysis was largely based on two-body theory. Also important and challenging to understand is the lack of agreement between theory and experiment in the BCS regime, which was overlooked in Ref. [16].

In this Letter, we report on precision measurements of the closed-channel fraction  $Z$  in  $^6\text{Li}$  superfluid with optical molecular spectroscopy, to probe the many-body effects. With advanced laser cooling techniques, we were able to produce  $3.0(1) \times 10^6$   $^6\text{Li}$  atoms at  $0.05(1) T_F$ . The large atom number and low temperature of the superfluid greatly improved the signal-to-noise ratio of the measurements. Moreover, to reduce systematic errors, the Rabi frequency of the molecular transition was calibrated with the well-known  $Z$  values in the BEC regime. At unitarity [17], our data yield the relation  $Z \propto \sqrt{T_F}$ , with the measured coefficient being  $0.074(12)$ , which agrees well with the prediction of two-channel model [12]. On the BCS side, power-law fittings which accounts for the many-body effect are in good accordance with the experimental data while obvious deviations are found for the exponential fittings, especially at high magnetic fields. While experiment and theory agree quantitatively on the  $Z$  values in the BEC and unitary regimes, an obvious and systematic departure has been observed in the BCS regime; the experimental value becomes progressively larger than theoretical predictions as the field increases towards deeper BCS regime. This discrepancy is very surprising; normally a better agreement is found in the BCS regime between theory and experiment in almost all other types of experiments [18–21], whereas the current situation is clearly the opposite. This finding may have profound impact in our understanding of the BCS–BEC crossover and thus calls for further investigation from both theory and experimental sides.

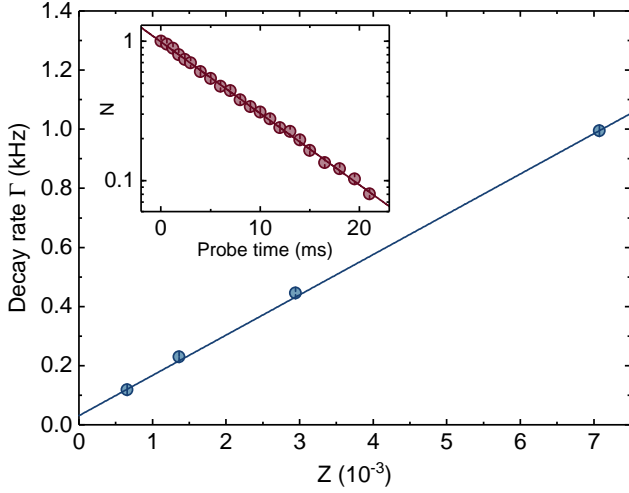


FIG. 1. Calibration of the molecular transition parameter  $\Omega_m^2/\gamma_m$ . Shown is the decay rate  $\Gamma$ , measured at 748 G, 722 G, 696 G, and 670 G, corresponding to the data points from left to right, respectively, as a function of theoretically calculated  $Z$ . Each data point is averaged over three measurements with error bars given by the standard deviation. The straight line is a linear fit, whose slope yields  $\Omega_m^2/\gamma_m$ . The decay rate  $\Gamma$  was obtained by exponential fitting of the remaining atoms  $N(t)$  (normalized at  $t = 0$ ) as a function of the probe time  $t$  (red line), as shown in the inset for 748 G.

The experimental procedure for producing  $^6\text{Li}$  superfluid has been described in our previous works [22–24]. We started with  $1.4 \times 10^7$   $^6\text{Li}$  atoms in a cigar-shaped optical dipole trap. Then a 50:50 spin mixture of the two lowest hyperfine states of  $^6\text{Li}$  was prepared using successive rf pulses at  $B = 832$  G. After 0.5 s of forced evaporation, the cloud was adiabatically transferred into an oblate harmonic optical dipole trap (wavelength 1064 nm, intensity 1.9 W,  $1/e^2$  horizontal (vertical) radius 200  $\mu\text{m}$  (48  $\mu\text{m}$ )). Final evaporative cooling was implemented by exponentially lowering the laser intensity to 190 mW in 2 s. After 100 ms equilibrium time at the final trap depth, the optical trap was switched off and the cloud was probed after 10 ms time-of-flight (TOF). To reduce possible quantum depletion effect [25], the magnetic field was quickly switched to 720 G during the first 2 ms of TOF. Finally, we obtained  $3.0(1) \times 10^6$   $^6\text{Li}$  atoms at  $T/T_F = 0.05(1)$ . The radial confinement was mainly optical with horizontal and vertical trap frequencies being  $2\pi \times 53.7(3)$  Hz and  $2\pi \times 205.3(5)$  Hz, respectively. The axial confinement was mainly provided by the magnetic field curvature with a trap frequency of  $2\pi \times 16.8(1)$  Hz at 832 G.

The method for probing the closed-channel fraction  $Z$  was similar to Ref. [16], where a resonant laser transition was used to pump the closed-channel molecules into an excited singlet molecular state. Here, the transition is  $X^1\Sigma_g^+(v=38) \rightarrow A^1\Sigma_u^+(v'=68)$ , since it possesses the largest Franck-Condon wave function overlapping. Due to the Rabi oscillation and spontaneous-emission loss, the number of dressed molecules decreases at a rate of  $\Gamma = Z\Omega_m^2/\gamma_m$ , where  $\Omega_m$  is

the Rabi frequency of the transition and  $\gamma_m$  is the linewidth of the excited molecular state [26]. Therefore, by recording the remaining atom number versus probing time, the fraction  $Z$  can be extracted with given  $\Omega_m^2/\gamma_m$ .

The ratio  $\Omega_m^2/\gamma_m$  was determined by calibrating the measured  $Z$  against theory in the well understood deep BEC regime, where the two-body physics dominates and a good agreement between theory and experiment has been found [12]. Indeed, in this regime,  $Z$  becomes independent of  $T_F$  [12], so that the molecule number will decay exponentially with a decay constant  $\Gamma$  upon laser exposure. Given this agreement in the deep BEC regime, therefore,  $\Omega_m^2/\gamma_m$  can be derived by linearly fitting a series of theoretically calculated  $Z$  and experimentally measured  $\Gamma$  at different fields. We note that it is difficult to directly measure  $\Omega_m^2/\gamma_m$ ; one can only get an estimate with measured laser intensity and beam waist, which would unavoidably introduce systematic errors on the  $Z$  values.

After preparing the  $^6\text{Li}$  superfluid at 832 G, the magnetic field was linearly ramped to the desired value in 100 ms and held for another 100 ms for equilibration before the molecular probing. The probe laser (laser power 20  $\mu\text{W}$ ) was frequency locked onto an ultra-stable Fabry-Perot cavity with its power stabilized as well. The achieved long term stability of frequency and power were 500 kHz and 0.1%, respectively, which greatly suppressed systematic errors. The measurements in the BEC regime were performed at 670 G, 696 G, 722 G, and 748 G, respectively. Note that the  $1/e$  depletion time of milliseconds was far shorter than the molecule lifetime of more than 10 s, thus the background molecule loss was negligible. As an example, the inset of Fig. 1 shows the remaining atom number versus probing time at 748 G, which yields  $\Gamma = 118.1(9)$  Hz. Plotted in Fig. 1 is the fitting to  $\Gamma$  versus theoretical  $Z$  values at these fields, yielding a slope  $\Omega_m^2/\gamma_m = 136(1)$  kHz. The high-quality fitting curves demonstrate not only the stability of our experimental setup, but also the reliability of obtained  $\Omega_m^2/\gamma_m$  value.

Before we move on to the measurement in the unitary and BCS regimes, we summarize the theory predictions [12] which lay the foundation for our data analysis. At  $T = 0$  in a homogeneous Fermi gas, the superfluid order parameter  $\tilde{\Delta}$  associated with condensed dressed molecules has two contributions,  $\phi_m$  from the closed channel and  $\Delta$  from the open channel, as  $\tilde{\Delta} = \Delta - g\phi_m$ , where  $n_{b0} = \phi_m^2$  is the number of closed-channel molecules, and  $g$  is the inter-channel coupling [2]. Note that Cooper pairing in the BCS regime is purely a many-body effect, and it is due to this linear combination that the closed-channel molecules acquire a finite fraction in the BCS regime. In the end, we have  $n_{b0} = Z_g\tilde{\Delta}^2$ , where the coefficient  $Z_g$  can be calculated using experimental parameters and the fermionic chemical potential. Using a local density approximation, the trap-averaged closed channel fraction  $Z$  in the entire gas, as measured here, is thus given by  $Z = 2N_{b0}/N$  at low  $T$ , where  $N_{b0}$  and  $N$  are trap integral of local  $n_{b0}(r)$  and overall atom density  $n(r)$ , respectively. The theory predicts that  $Z \propto \sqrt{T_F}$  at unitarity

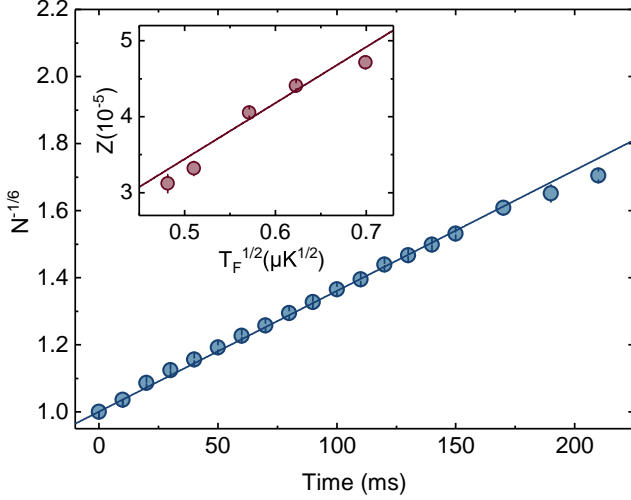


FIG. 2. Optical molecular spectroscopy at unitarity. Plotted is  $N^{-1/6}$  versus  $t$ , where the remaining atoms  $N$  (normalized at  $t = 0$ ) were counted and statistically averaged over 3 measurements. The vertical bars denote the standard error. The solid line is a linear fit to the data. Shown in the inset is  $Z$ , derived from similar measurements but with different initial  $T_F$ , which exhibit a good linearity as a function of  $T_F^{1/2}$ , with nearly the same slope as that from a single set of probe data.

(832 G), where  $1/k_F a = 0$  holds for the whole trap. Here  $T_F = \hbar \bar{\omega} (3N)^{1/3} / k_B$ , where  $N$  is the atom number and  $\bar{\omega}$  is the geometric average of trap frequencies. Away from unitarity, the local  $1/k_F a$  become inhomogeneous across the trap, so that  $Z$  as a function of  $T_F$  can only be calculated numerically, as shown in Fig. 3 of Ref. [12]. Here we have recalculated  $Z$  using the most up-to-date resonance parameters from Ref. [17]. A log-log plot of  $Z$  versus  $T_F$ , presented in Supplementary Fig. S1, indicates that within the range of  $T_F$  for our experimental data, it can be reasonably approximated with a power-law dependence,  $Z \propto T_F^x$  with  $x > 1/2$ , in the BCS regime.

It should be emphasized that the measured quantity  $Z$  is different from that defined via  $\Psi_{\text{dressed}} = \sqrt{Z} \Psi_{\text{closed}} + \sqrt{1-Z} \Psi_{\text{open}}$ , as in Refs. [16] and [11]. To obtain this  $Z$ , one would need to divide  $Z$  by the pair fraction [2], which is unity in the deep BEC regime but becomes small in the BCS regime. In fact, Ref. [16] also measured  $Z$ , rather than  $\mathcal{Z}$ .

While one may think of the superfluid in the BEC regime roughly as Bose condensation of Feshbach molecules, in the unitary and BCS regimes, the superfluids become fermionic, and the many-body effects become more important. For both the unitary and BCS regimes, we shall write  $Z = \alpha T_F^x$ . Substituting this into the decay equation, one obtain

$$\dot{N}/N = -Z \frac{\Omega_m^2}{\gamma_m} = -\beta N^{x/3}, \quad (1)$$

where  $\beta = \alpha (3^{1/3} \hbar \bar{\omega} / k_B)^x \Omega_m^2 / \gamma_m$ . This leads to a power-

law decay,

$$N(t) = a(t+b)^{-c}, \quad (2)$$

where

$$x = 3/c, \quad \beta = c/a^{x/3}. \quad (3)$$

Then, the parameters  $\alpha$  and  $x$  can be acquired by fitting the experimental data with Eq. (2).

Next, we measure  $Z$  in the unitary and BCS regimes with the calibrated  $\Omega_m^2 / \gamma_m$ . At unitarity,  $x = 1/2$ , and thus  $N(t)^{-1/6} \propto t$ . The  $1/e$  decay time of the molecules was carefully chosen to be about 60 ms, which was much longer than the estimated equilibration time of the dressed molecules [27]. Figure 2 shows the remaining atom number  $N^{-1/6}$  as a function of probe time  $t$ . The good agreement between the data and the linear fitting demonstrates the validity of the theoretical model. By substituting the fitting result into Eq. (3), we obtain  $\alpha = 0.070(1)$ , which is very close to the theoretical prediction of 0.066 for the superfluid at zero  $T$ . For comparison, the data have also been fitted with an exponential decay function, as shown in Supplementary Fig. S3(b). Despite that the change in  $Z$  is only about 30% during the molecular probing, the deviation between the exponential fitting curve and the experimental data is already visible. Moreover, we have performed a series of measurements of  $Z$  with varying initial  $T_F$ . As shown in the inset of Fig. 2, the resulting  $Z$  exhibits a good linearity as a function of  $\sqrt{T_F}$ , with a slope of 0.074(12), in quantitative agreement with that from a single set of probing data. Note that the two-body-based data analysis in Ref. [16] would have trouble with this  $T_F$  dependence of  $Z$  [28].

With the same procedure, we probed  $Z$  on the BCS side in the range of 850 – 1000 G. It is known that  $Z$  decreases rapidly with magnetic field, which leads to a significant increase of the  $1/e$  depletion time. To suppress the influence of background loss, we increased the laser power gradually from 60  $\mu$ W to 360  $\mu$ W to maintain an approximately identical decay “constant” of about 200 ms throughout the whole BCS regime. In Fig. 3, we plot  $N$  (normalized at  $t = 0$ ) as a function of  $t$  for  $B = 696$  G, 832 G, 925 G, and 1000 G, which spans from the BEC, the unitary, to the BCS regimes. While the exponential decay function fits well with the data at 696 G in the BEC regime (Fig. 3(a)), there is a progressively increasing systematic deviation as the field increases (See Supplementary Fig. S3). The failure of the exponential fitting becomes obvious in the unitary and BCS regimes, particularly for the 1000 G case. In contrast, the power-law fitting with increasing exponent works perfectly well for the unitary and BCS cases, as manifested by the good straight fitting lines in log-log scales in Fig. 3(b)-(d). We see this as a direct support of the two-channel many-body theory [12]. In comparison with Ref. [16], our improved experimental control and precision, along with the corrected data analysis, make it possible to unambiguously identify the many-body effects, which need to be taken into account in the data analysis from the very beginning.

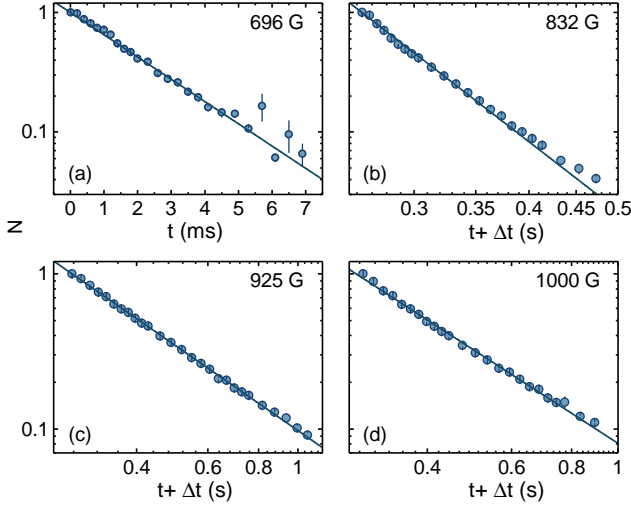


FIG. 3. Optical molecular spectroscopy in the BEC-BCS crossover. Shown is the atom number  $N$ , normalized at  $t = 0$ , measured at 696 G, 832 G, 925 G and 1000 G, as a function of  $t$ , with a laser power of (a) 20  $\mu\text{W}$ , (b) 60  $\mu\text{W}$ , (c) 120  $\mu\text{W}$ , and (d) 360  $\mu\text{W}$ , respectively. The straight lines are the (a) exponential and (b)-(d) power-law fits, as plotted in (a) semi-log and (b)-(d) log-log scales, respectively. Here  $\Delta t$  represents  $b$  in Eq. (2).

In Fig. 4 we compare the experimental and theoretical  $Z$  values for  $T_F = 0.45 \mu\text{K}$  on the BCS side of the Feshbach resonance. In the vicinity of unitarity, our experimental results are in good agreement with the many-body theoretical predictions. However, as the field increases, the difference between experiment and theory increase rapidly. Particularly, for  $B = 1000 \text{ G}$ , the experimental  $Z_{\text{exp}} = 4.15(2) \times 10^{-6}$  is about 28 times greater than the theoretical  $Z_{\text{theory}} = 1.46 \times 10^{-7}$ . To highlight this discrepancy, the ratio  $Z_{\text{exp}}/Z_{\text{theory}}$  is plotted as a function of  $T_F$  and magnetic field in the inset of Fig. 4. While potential experimental imperfections may affect the accuracy of the measurements, such as finite temperature and heating effect, and imperfect equilibrium during the molecular probing, however, they are expected to result in a smaller experimental  $Z$  value so that they cannot be used to explain the discrepancy [29]. It should be noted that *this big theory-experiment discrepancy was overlooked in Ref. [16]*, where the theory curve of  $|\Delta|^2$  was *forced* to go through the experimental data points in the BCS limit.

We mention that the nonequilibrium effect may point in the right direction, if a significant number of closed-channel molecules formed at low fields fail to dissociate when the field is swept to its final value. We have increased the hold time at the final field, to effectively reduce this effect. Another possible nonequilibrium effect comes from the dynamical rebalance between unpaired atoms and dressed molecules during the measurement. The molecular probing process involves breaking dressed molecules. We note that the dynamic differential equation (1) implicitly assumes that the Fermi gas remains in a quasi-equilibrium state so that the closed-channel

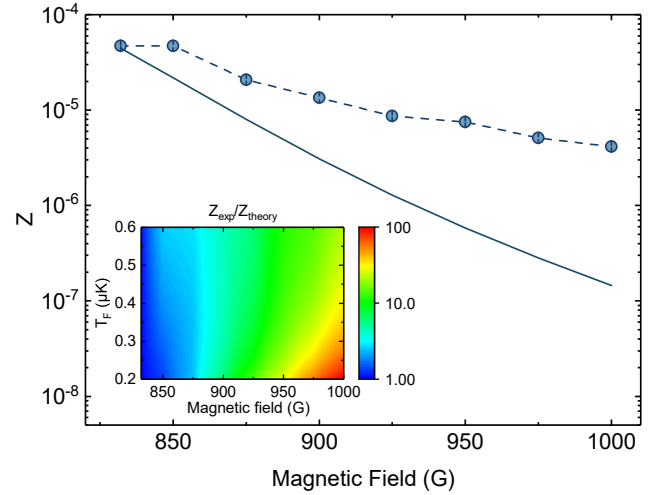


FIG. 4. Comparison of closed-channel fraction  $Z$  as a function of magnetic field for  $T_F = 0.45 \mu\text{K}$  between experiment (open circles) and theory (solid line). The data points are obtained from power-law fittings of the experimental data. The inset shows the color map of  $Z_{\text{exp}}/Z_{\text{theory}}$  as a function of  $T_F$  and magnetic field, spanning the whole experimental regime. Interpolation has been used between measured data points in the color map.

fraction is proportional to  $Z$  at any instant. This requires that the pumping rate should be small enough so as not to deplete the dressed molecules quickly. This condition can be easily satisfied in the BEC regime where all atoms are paired up and form dressed molecules. However, in the BCS regime, the tiny fraction of dressed molecules may be quickly depleted and then regenerated dynamically from the majority unpaired atoms, which may lead to an increased atomic loss and thus the  $Z$  value. We have lowered the probe power to 120  $\mu\text{W}$  at 1000 G, resulting in an approximate 1 s decay rate. It turns out that the obtained  $Z$  value is even slightly larger than the 360  $\mu\text{W}$  case, which may be caused by background loss. This suggests that breakthroughs in experimental techniques will be needed, in order to thoroughly eliminate the effect of such a rebalance process.

It is perplexing to see the big discrepancy in the fraction  $Z$  between experiment and theory in the BCS regime, since BCS-based theories with fluctuation corrections have usually worked the best in the BCS regime. This is partly because previous measurements have mostly been concerned with single-particle properties associated with a one-channel model. Being genuinely two-channel physics, the closed-channel fraction is clearly beyond the scope of a one-channel model. The present two-channel theory of Ref. [12] and others in the literature [11, 13] are inadequate in addressing this discrepancy. For the short range interaction which is pertinent to  $^6\text{Li}$ , only spin-singlet pairing is considered in these models. However, scattering states in the closed channel are always present. These virtual fluctuating closed-channel molecules may have a finite probability of being pumped into the excited molecular state by the probing laser. Given the dominant unpaired atoms

in the BCS regime, this process may be a substantial contribution. We emphasize that these fluctuating closed-channel molecules are different from free uncorrelated atoms. Indeed, the contribution of the free-bound photoassociation process, as calculated in Ref. [30] and reported in Ref. [16], seems to be small and *independent* of magnetic field, so that it cannot explain the current discrepancy. It needs further systematic investigations from both experiment and theory to account for this big discrepancy.

This work has been supported by the National Key R&D Program of China (under Grant No. 2018YFA0306501), the NSFC of China (under Grants No. 11874340, No. 11425417, and No. 11774309), the CAS, the Anhui Initiative in Quantum Information Technologies and the Fundamental Research Funds for the Central Universities (under Grant No. WK2340000081), NSF of Zhejiang Province of China (Grant No. LZ13A040001), and NSF-DMR-MRSEC 1420709.

---

\* X.-P. Liu and X.-C. Yao contributed equally to this work.

† yuaochen@ustc.edu.cn

‡ qchen@zju.edu.cn

§ pan@ustc.edu.cn

- [1] A. J. Leggett, Diatomic molecules and Cooper pairs, in *Modern Trends in the Theory of Condensed Matter* (Springer-Verlag, Berlin, 1980) pp. 13–27.
- [2] Q. J. Chen, J. Stajic, S. N. Tan, and K. Levin, BCS-BEC crossover: From high temperature superconductors to ultracold superfluids, *Phys. Rep.* **412**, 1 (2005).
- [3] S. Jochim, M. Bartenstein, A. Altmeyer, G. Hendl, S. Riedl, C. Chin, J. Hecker, Denschlag, and R. Grimm, Bose-einstein condensation of molecules, *Science* **302**, 2101 (2003).
- [4] M. Greiner, C. A. Regal, and D. S. Jin, Emergence of a molecular bose-einstein condensate from a fermi gas, *Nature* **426**, 537 (2003).
- [5] T. Bourdel, L. Khaykovich, J. Cubizolles, J. Zhang, F. Chevy, M. Teichmann, L. Tarruell, S. J. J. M. F. Kokkelmans, and C. Salomon, Experimental study of the BEC-BCS crossover region in lithium 6, *Phys. Rev. Lett.* **93**, 050401 (2004).
- [6] M. Bartenstein, A. Altmeyer, S. Riedl, S. Jochim, C. Chin, J. H. Denschlag, and R. Grimm, Collective excitations of a degenerate gas at the BEC-BCS crossover, *Phys. Rev. Lett.* **92**, 203201 (2004).
- [7] J. Kinast, A. Turlapow, J. E. Thomas, Q. J. Chen, J. Stajic, and K. Levin, Heat capacity of a strongly interacting fermi gas, *Science* **307**, 1296 (2005).
- [8] N. Navon, S. Nascimbene, F. Chevy, and C. Salomon, The equation of state of a low-temperature fermi gas with tunable interactions, *Science* **328**, 729 (2010).
- [9] S. Nascimbène, N. Navon, K. J. Jiang, F. Chevy, and C. Salomon, Exploring the thermodynamics of a universal fermi gas, *Nature* **463**, 1057 (2010).
- [10] R. A. Duine and H. T. C. Stoof, Many-body aspects of coherent atom-molecule oscillations, *Phys. Rev. Lett.* **91**, 150405 (2003).
- [11] M. W. J. Romans and H. T. C. Stoof, Dressed feshbach molecules in the BEC-BCS crossover, *Phys. Rev. Lett.* **95**, 260407 (2005).
- [12] Q. J. Chen and K. Levin, Population of closed-channel molecules in trapped fermi gases with broad Feshbach resonances, *Phys. Rev. Lett.* **95**, 260406 (2005).
- [13] F. Werner, L. Tarruell, and Y. Castin, Number of closed-channel molecules in the BEC-BCS crossover, *Eur. Phys. J. B* **68**, 401 (2009).
- [14] C. Chin, R. Grimm, P. Julienne, and E. Tiesinga, Feshbach resonances in ultracold gases, *Rev. Mod. Phys.* **82**, 1225 (2010).
- [15] C.-H. Wu, J. W. Park, P. Ahmadi, S. Will, and M. W. Zwierlein, Ultracold fermionic feshbach molecules of Na<sub>2</sub>K<sub>40</sub>, *Phys. Rev. Lett.* **109**, 085301 (2012).
- [16] G. B. Partridge, K. E. Strecker, R. I. Kamar, M. W. Jack, and R. G. Hulet, Molecular probe of pairing in the BEC-BCS crossover, *Phys. Rev. Lett.* **95**, 020404 (2005).
- [17] G. Zürn, T. Lompe, A. N. Wenz, S. Jochim, P. S. Julienne, and J. M. Hutson, Precise characterization of Li<sub>6</sub> feshbach resonances using trap-sideband-resolved RF spectroscopy of weakly bound molecules, *Phys. Rev. Lett.* **110**, 135301 (2013).
- [18] J. Kinnunen, M. Rodríguez, and P. Törmä, Pairing gap and in-gap excitations in trapped fermionic superfluids, *Science* **305**, 1131 (2004).
- [19] T.-L. Ho, Universal thermodynamics of degenerate quantum gases in the unitarity limit, *Phys. Rev. Lett.* **92**, 090402 (2004).
- [20] H. Hu, P. D. Drummond, and X.-J. Liu, Universal thermodynamics of strongly interacting fermi gases, *Nat. Phys.* **3**, 469 (2007).
- [21] S. Giorgini, L. P. Pitaevskii, and S. Stringari, Theory of ultracold atomic fermi gases, *Rev. Mod. Phys.* **80**, 1215 (2008).
- [22] H.-Z. Chen, X.-C. Yao, Y.-P. Wu, X.-P. Liu, X.-Q. Wang, Y.-X. Wang, Y.-A. Chen, and J.-W. Pan, Production of large K<sub>41</sub> bose-einstein condensates using D1 gray molasses, *Phys. Rev. A* **94**, 033408 (2016).
- [23] X.-C. Yao, H.-Z. Chen, Y.-P. Wu, X.-P. Liu, X.-Q. Wang, X. Jiang, Y. Deng, Y.-A. Chen, and J.-W. Pan, Observation of coupled vortex lattices in a mass-imbalance bose and fermi superfluid mixture, *Phys. Rev. Lett.* **117**, 145301 (2016).
- [24] Y.-P. Wu, X.-C. Yao, H.-Z. Chen, X.-P. Liu, X.-Q. Wang, Y.-A. Chen, and J.-W. Pan, A quantum degenerate bosefermi mixture of 41 k and 6 li, *J. Phys. B: At., Mol. Opt. Phys.* **50**, 094001 (2017).
- [25] W. Ketterle and M. W. Zwierlein, Making, probing and understanding ultracold fermi gases, *Riv. Nuovo Cimento* **31**, 247 (2008).
- [26] The  $\Gamma$  equation is valid provided  $\Omega^2/\gamma^2 \ll 1$ , which is easily satisfied in our experiment, and has been further verified by varying the probe laser intensity.
- [27] C. Sanner, E. J. Su, W. Huang, A. Keshet, J. Gillen, and W. Ketterle, Correlations and pair formation in a repulsively interacting fermi gas, *Phys. Rev. Lett.* **108**, 240404 (2012).
- [28] More generally speaking, the fact that multiple values of  $Z$  at the same magnetic field but for different  $T_F$  were obtained in the unitary and BCS regimes would be a big trouble for the data analysis in Ref. [16]; the two-body physics allows only one value of  $Z$  for each interaction strength.
- [29] Instead, they would make the difference between the corrected experimental value and the theoretical value of  $Z$  on the BCS side even larger.
- [30] I. D. Prodan, M. Pichler, M. Junker, R. G. Hulet, and J. L. Bohn, Intensity dependence of photoassociation in a quantum degenerate atomic gas, *Phys. Rev. Lett.* **91**, 080402 (2003).