

# Protocols for Packet Quantum Network Intercommunication

Nengkun Yu, Ching-Yi Lai, and Li Zhou

**Abstract**—A quantum network, which involves multiple parties pinging each other with quantum messages, could revolutionize communication, computing and basic sciences. The future internet will be a global system of various packet switching quantum and classical networks and we call it *quantum internet*. To build a quantum internet, unified protocols that support the distribution of quantum messages within it are necessary. Intuitively one would extend classical internet protocols to handle quantum messages. However, classical network mechanisms, especially those related to error control and reliable connection, implicitly assume that information can be duplicated, which is not true in the quantum world due to the no-cloning theorem and monogamy of entanglement.

In this paper, we investigate and propose protocols for packet quantum network intercommunication. To handle the packet loss problem in transport, we propose a quantum retransmission protocol based on the recursive use of a quantum secret sharing scheme. Other internet protocols are also discussed. In particular, the creation of the logical process-to-process connections is accomplished by a quantum version of the three-way handshake protocol.

## I. INTRODUCTION

Quantum computing is the next generation of computing that promises extraordinary computing power beyond today's computers. Small-scale quantum processors have been constructed and continuously improved. We are expecting a future with functional quantum processors around us. With the additional ability to send quantum messages from one quantum processor to another, several quantum processors can form a quantum computing cluster and they can together build an entangled quantum system. In this way several less powerful quantum processors are allowed to jointly perform more powerful tasks that are not possible with present-day technologies. This is often referred to as *networked quantum computing*, or *distributed quantum computing* (see, e.g., [1], [2]), which may provide *exceptional* savings in communication complexity compared with classical distributed computation. In addition to the exploitation of quantum computation power, the quantum internet could also provide functionalities, such as quantum key distribution [3], [4], delegated quantum computation [5], [6], [7]. Immediately, the quantum internet would provide unparalleled capabilities that are provably impossible by the classical internet.

Thanks to the rapid experimental progress in recent years, first rudimentary quantum networks are not out of reach anymore. Physicists can control and manipulate quantum signals much better than before [8], [9]. Very recently, the design of quantum internet has received much attention from an engineering perspective. Many challenges are formulated in [10], [11]. In a recent seminal work [12], Wehner *et al.* have drawn a road map for the future quantum internet. They proposed stages of development toward a full-blown quantum internet and highlighted experimental and theoretical progress required. Generally, communication between two nodes in a quantum network is achieved by quantum teleportation [13]. If two nodes are far from each other, additional nodes (called *quantum repeaters* [14]) serve as relays for quantum teleportation. Basic design principles of such a quantum repeater network has been discussed in [15]. Taking the development of the classical internet as reference, the next step toward a future quantum internet is to establish reliable qubit transmission between quantum nodes. This motivates us to study the quantum version of *transmission control protocol*.

In the classical internet, Transmission Control Protocol and Internet Protocol (TCP/IP) [16] are the foundational protocols that serve as a methodology of unified, reliable, ordered, and error-checked delivery of classical information stream between applications in the internet. Naturally one would expect similar quantum analogues that allow quantum computers on different platforms to interconnect. However, the frames of classical TCP/IP cannot be directly applied in the quantum network because of the dramatic difference between classical bits and quantum bits (qubits). In particular, retransmission is one of the basic mechanisms used in a packet switched network for reliable communication. Apparently, retransmission of quantum messages is generally impossible due to the no-cloning theorem [17]. Other instances such as *checksum*, *handshake* are also difficult.

In this paper, we describe a future quantum internet model and propose quantum Transmission Control Protocol along with other protocols for packet quantum network intercommunication. The quantum internet model under consideration is the repeater-based model, where quantum communication is done by a series of teleportations with quantum repeaters used as intermediate nodes to reach long distances. Packet switching is a technique for reliably and efficiently transmitting data in network communication and we will employ this feature in the quantum internet. Therefore, a quantum message will be divided into packets, which are then sent to the destination through a network of routers and repeaters. Since quantum channels are inevitably noisy, it is important that the packets be

NY is with Centre for Quantum Software and Information, School of Software, Faculty of Engineering and Information Technology, University of Technology Sydney. (email: nengkunyu@gmail.com)

CYL is with the Institute of Communications, National Yang Ming Chiao Tung University, Hsinchu 30010, Taiwan. (email: cylan@nycu.edu.tw)

LZ is with the Department of Computer Science and Technology, Tsinghua University, Beijing, China.

protected by quantum error-correcting codes [23]. Thus most of classical TCP/IP protocols can be generalized naturally. In particular, the creation of the logical process-to-process connections is accomplished by a quantum version of the *three-way handshake protocol* (see Section IV).

The most important issue of quantum packet switching is *packet loss*. Clearly EPR pairs shared between any nodes are constantly generated and distributed. However, entanglement can never be 100% reliable no matter what accuracy entanglement distillation and distribution can achieve. There is no perfect quantum memory and entanglement will be lost progressively. If an imperfect EPR pair is used, a packet loss occurs. Other issues may also lead to packet loss, such as quantum decoherence, imperfect operations, nonavailability of fresh EPRs, and so on. Classically one would have the packet retransmitted but this is forbidden by the no-cloning theorem. Naively, one would like to use quantum error-correcting codes to protect the quantum message since in this situation a packet loss can be considered as an erasure error. However, quantum codes also cannot protect the information 100% correctly since we cannot afford any packet loss. When there are too many errors beyond the capability of the underlying quantum error-correcting code used to protect the quantum data, the quantum data cannot be recovered. Herein we propose a quantum retransmission protocol (Protocol 3) by recursively using a (2,3) quantum secret sharing scheme (which is a variant of quantum codes). A quantum message will be “divided” into three shares and any two shares suffice to recover the message. If a share gets lost, then we recover the share if there are two remaining shares or we divide the remaining share into another three shares and repeat the process. One can show that only a constant number of shares are required to send a quantum message. Finally, we remark that a top-to-bottom view of design is considered. Any physical architecture for implementing a quantum network will undergo this type of problems. As long as physical architectures are able to realize quantum secret sharing and the packet loss is not high. Our protocol will work.

The paper is organized as follows. Basics of quantum mechanics are given in the next section. The model of quantum internet is proposed in Section III, including the protocols for entanglement distribution and router’s action. In Section IV, we propose the quantum three-way handshake protocol and the quantum retransmission protocol. Then we conclude.

## II. PRELIMINARIES

Here we present the bare-bones of quantum mechanics for our purpose. For more details, interested readers are referred to [18]. We start with the postulates of quantum mechanics. Then we introduce the effects of quantum teleportation, entanglement swapping, the no-cloning theorem, monogamy of entanglement, and quantum error correction.

### A. Quantum Mechanics

The state space of a closed quantum system is a complex Hilbert space and a *pure* quantum state is an arbitrary unit vector in the Hilbert space. In particular, a qubit system has

a two-dimensional vector space with an orthonormal basis  $\{|0\rangle, |1\rangle\}$ . The state of a composite system of two subsystems is the tensor product of the state spaces of the two subsystems. Hence an  $n$ -qubit system has a  $2^n$ -dimensional state space with an orthonormal basis  $\{|i_1 i_2 \cdots i_n\rangle\} \triangleq |i_1\rangle \otimes \cdots \otimes |i_n\rangle : i_j \in \{0, 1\}$ . Note that  $\otimes$  is the tensor product and will sometimes be omitted with no ambiguity. More generally, a quantum state can be represented by a density operator  $\rho$ , which is positive semi-definite and has trace equal to one. For a pure quantum state  $|\psi\rangle$ , its density operator is  $|\psi\rangle\langle\psi|$ . Quantum mechanics allows a more complicated state: a *mixed* quantum state, which is a convex combination of some pure states  $\rho = \sum_i p_i |\psi_i\rangle\langle\psi_i|$  such that  $p_i \geq 0$  and  $\sum_i p_i = 1$ .

A two-qubit pure state is entangled if it cannot be described by two independent single-qubit states. The state  $|\Phi^+\rangle_{AB} = \frac{1}{\sqrt{2}}(|0\rangle_A|0\rangle_B + |1\rangle_A|1\rangle_B)$  is called a *maximally-entangled state*, or simply *EPR pair* [19], where the subscript  $AB$  means that it is shared between  $A$  and  $B$ .

The evolution of a closed quantum system can be described by a *unitary* transformation. An operator  $U$  is unitary if  $U^\dagger U = U U^\dagger = I$ , where  $U^\dagger$  is the complex conjugate transpose of  $U$ , and  $I$  is the identity operator. A basis for the linear operators on a qubit is the Pauli matrices  $I_2 = \begin{bmatrix} 1 & 0 \\ 0 & 1 \end{bmatrix}$ ,  $X = \begin{bmatrix} 0 & 1 \\ 1 & 0 \end{bmatrix}$ ,  $Z = \begin{bmatrix} 1 & 0 \\ 0 & -1 \end{bmatrix}$ ,  $Y = iXZ$ .

A general quantum operation, usually denoted by  $\mathcal{E}$ , is a completely positive and trace-preserving (CPTP) map on a density operator. Consequently, a quantum communication channel is modeled as a quantum CPTP map. In other words, if the sender sends  $\rho$  through a quantum channel  $\mathcal{E}$ , the receiver would receive  $\mathcal{E}(\rho)$ .

A quantum measurement is a special quantum operation described by a collection of measurement operators  $\{M_m\}$ , which satisfy  $\sum_m M_m^\dagger M_m = I$ , and the index  $m$  stands for the measurement outcome. If a quantum system in the state  $|\psi\rangle$  is measured, the probability that outcome  $m$  occurs is  $p(m) = \langle\psi|M_m^\dagger M_m|\psi\rangle$  and the post-measurement state is  $|\psi_m\rangle = \frac{M_m|\psi\rangle}{\sqrt{p(m)}}$ .

### B. Quantum teleportation and entanglement swapping

Quantum teleportation [13] is arguably the most famous quantum communication protocol. With the help of pre-shared entanglement between the sender and the receiver, quantum information can be transmitted from one location to another using only classical communication. The teleportation protocol is as follows. Suppose Alice and Bob share an EPR pair  $|\Phi^+\rangle_{AB} = \frac{1}{\sqrt{2}}(|0\rangle_A|0\rangle_B + |1\rangle_A|1\rangle_B)$  and Alice wants to send to Bob an unknown qubit  $|\psi\rangle_C = \alpha|0\rangle_C + \beta|1\rangle_C$ . She performs a *Bell measurement*  $\{M_{ij}\}$  on her two qubits  $AC$ , where

$$M_{ij} = |\Phi_{ij}\rangle_{AC} \langle\Phi_{ij}|_{AC}, \quad |\Phi_{ij}\rangle \triangleq (I_2 \otimes X^i Z^j) |\Phi^+\rangle$$

for  $i, j \in \{0, 1\}$ . Alice then sends Bob her measurement outcome  $ij \in \{00, 01, 10, 11\}$ . Interestingly, this two-bit message contains all the information that Bob needs to recover  $|\psi\rangle$  on his side. To see this, observe that

$$|\Psi\rangle_C \otimes |\Phi^+\rangle_{AB} = \frac{1}{2} \sum_{i,j \in \{0,1\}} |\Phi_{ij}\rangle_{AC} \otimes (X^i Z^j |\psi\rangle).$$

According to Alice's measurement outcome  $ij$ , Bob's qubit will be in the state  $X^i Z^j |\psi\rangle$  and thus  $|\psi\rangle$  can be recovered after a *Pauli correction*  $X^i Z^j$  on Bob's qubit.

To sum up, with the help of an EPR pair, the transmission of two classical bits is enough to transmit one qubit. Thus, one can send  $n$  qubits by transmitting  $2n$  classical bits using  $n$  pre-shared EPR pairs.

Next we discuss a variation of quantum teleportation–*entanglement swapping* [20]. Suppose that Alice and Bob share an EPR pair  $|\Phi^+\rangle_{AB_1}$ , and Bob and Charlie share another EPR pair  $|\Phi^+\rangle_{B_2C}$ . It is possible to construct an EPR pair shared between Alice and Charlie. The procedure is as follows: Bob performs a Bell measurement on Bob's two qubits and sends the two-bit outcome to Charlie, who then performs a Pauli correction according to Bob's measurement outcome. This can also be regarded as Bob teleporting his particle  $B_1$  to Charlie by consuming the ERP pair  $|\Phi^+\rangle_{B_2C}$ . In other words, quantum correlations can be teleported.

### C. No-cloning theorem and monogamy of entanglement

A fundamental property of quantum mechanics is that learning an unknown quantum state from a given specimen would disturb its state [21]. In particular, the quantum no-cloning theorem [22], [17] states that an arbitrary unknown quantum state cannot be cloned. Generally speaking, there is no quantum operation that can transform an unknown quantum state  $|\psi\rangle \otimes |0\rangle$  into  $|\psi\rangle \otimes |\psi\rangle$ .

Monogamy of entanglement, one of the most fundamental properties of entanglement, roughly says that the amount of shared entanglement among multiparties is bounded. For example, suppose qubits A and B maximally-entangled, and then qubit C must be uncorrelated with A or B.

### D. Quantum error correction

Qubits are error-prone. A quantum error-correcting code (QECC), first proposed by Shor [23], can protect quantum information against decoherence. Suppose we have a noisy quantum channel denoted as a quantum operation  $\mathcal{N}$ . If there exist encoding and decoding operations  $\mathcal{E}$  and  $\mathcal{D}$  such that

$$(\mathcal{D} \circ \mathcal{N} \circ \mathcal{E})(\rho) \propto \rho,$$

for any input state  $\rho$ , we say that  $\mathcal{E}$  and  $\mathcal{D}$  correct the errors of  $\mathcal{N}$ . That is, any quantum information encoded by  $\mathcal{E}$  can be perfectly recovered from the noise process  $\mathcal{N}$  by applying the recovering map  $\mathcal{D}$ .

Quantum secret sharing schemes have close connection to QECCs [24]. A  $((k, n))$  threshold scheme with  $n < 2k$  encodes an arbitrary secret quantum state and divides it into  $n$  shares such that a) from any  $k$  or more shares the secret can be recovered and b) from any  $k-1$  or fewer shares no information about the secret quantum state can be deduced. Note that the requirement of  $n < 2k$  comes from the no-cloning theorem.

## III. QUANTUM INTERNET MODELS

Figure 1 illustrates the concept of a quantum network, where several quantum computers are distributed and connected along with a classical network. PCs, workstations,

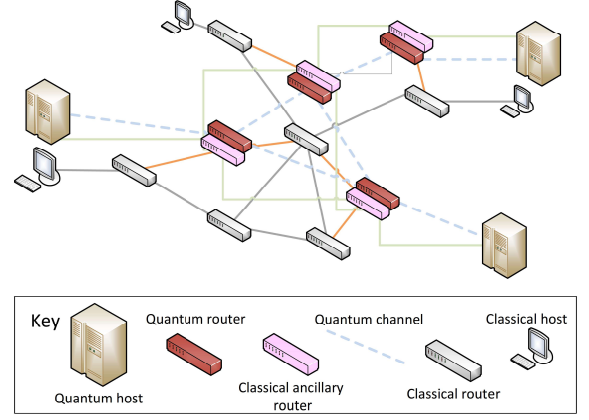


Fig. 1. Quantum Internet.

Web servers, quantum computers, etc. are called *hosts*, or *endnodes*. Endnodes are connected together by a network of *communication links* and routers.

In this paper, we only discuss the transmission of quantum information through the internet. We further assume that all the nodes within the quantum internet can exchange classical information, for example, over the classical internet. Also quantum teleportation will have distance constraints and quantum repeaters are used. In the following we discuss the repeater-based quantum internet and the packet loss error model.

### A. Repeater-based Quantum Internet

A quantum channel between two neighboring quantum devices is required for the transmission of qubits. However, quantum channels are inherently lossy and they are not reliable for long-distance communication. Consequently, the techniques of *quantum repeaters* are used as intermediate nodes to reach long distances [25], [26], [27], [28]. The idea is

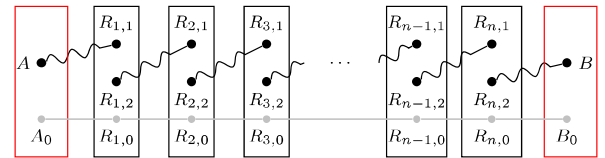


Fig. 2. A repeater-based quantum channel. The gray lines are classical channels. Two entangled nodes are connected by a wavy line.

to do a sequence of entanglement swapping or teleportation between two consecutive nodes so that quantum communication between two endnodes can be implemented as shown in Fig. 2. Suppose two neighboring nodes A and B are connected by repeaters  $R_1, \dots, R_n$ , each of which has two (or more) qubits. EPR pairs are constantly created between repeaters  $R_{i,2}$  and  $R_{i+1,1}$  for  $i = 1, \dots, n-1$ , and between A and  $R_{1,1}$ , B and  $R_{n,2}$ . Then each repeater performs a Bell measurement on its two qubits and passes the measurement outcomes to B

for Pauli correction, using classical channels (the gray lines in Fig. 2). Thus  $A$  and  $B$  can share an EPR pair.

A delicate step of a repeater-based quantum channel is that the Pauli correction for teleportation can be deferred. For example, If a qubit is sent from node  $A$  to  $B$  via a router  $R$ . Originally,  $A$  sends  $R$  the binary measurement outcome  $m_1$  and then  $R$  does a Pauli correction according to  $m_1$ . Instead,  $R$  can perform a Bell measurement on his qubits and send the binary outcome  $m_2$ , together with  $m_1$ , to  $B$  for Pauli correction. In fact, having  $m_1 + m_2 \bmod 2$  is enough for  $B$  to recover the transmitted qubit.

### B. Why not end-to-end EPR?

One may wish to establish end-to-end EPR pairs at the beginning and then only classical communication is required for quantum communication other than local operations. We do not choose this strategy because of the following reasons:

- 1) Time delay is an important issue in internet. Creating end-to-end EPRs takes more time. In order to transmit one qubit from endnodes  $A$  to  $B$  using end-to-end EPR pairs, the time cost is roughly the time cost of establishing an EPR pair between  $A$  and  $B$ , provided that EPR pairs between neighboring nodes are available, plus the time cost of transmitting two classical bits from  $A$  to  $B$  to accomplish the teleportation. If the path consists of  $n - 1$  repeaters, the time cost of establishing an end-to-end EPR pair is roughly the transmission time for transmitting two bits for Pauli correction through  $n$  edges. This is basically equal to the time cost of classical communication for teleportation. Thus the time cost would be halved if we do sequential teleportation or entanglement swapping.
- 2) Long-distance EPR pairs are very unstable and expensive, compared to short-distance ones, which are easier to be frequently refreshed.
- 3) The strategy of end-to-end EPRs is not flexible. The storage of a receiver is occupied during the transmission of Pauli measurement outcomes.

Thus we suggest to keep the flexibility that entanglement swapping or teleportation is done only when necessary.

### C. Quantum Packets and Packet Loss

Classically, whenever one party sends certain data to another party, it will retain a copy of the data until that the recipient has acknowledged receipt of the data. A lost packet can be retransmitted from the sender using the retained copy.

In a quantum network, quantum communication may be disrupted due to unrecoverable mutation of the data or missing data. The reasons include quantum decoherence, imperfect operations, the network packet loss, and others. End-to-end restoration procedures are desirable to allow complete recovery from these conditions.

However, quantum laws prevent us from using certain classical techniques. For example, assume that a bipartite state  $|\psi\rangle_{A_1 A_2 B}$  is shared between  $A$  and  $B$ , where  $A_1 A_2$  are held by  $A$ , and  $A$  wants to send  $A_2$  to  $B$ . The following quantum features prohibit ideas from classical networks.

- 1) No-cloning: In general,  $A$  can not make a copy of  $A_2$ , says  $A'_2$  while sending  $A_2$  through the network.
- 2) Monogamy: Even if  $A$  knows exactly the whole state  $|\psi\rangle_{A_1 A_2 B}$  is a pure entangled state,  $A$  can not make a copy  $A'_2$  such that the state of  $A_1 A'_2 B$  is exactly  $|\psi\rangle_{A_1 A_2 B}$  while sending  $A_2$  through the network. Also, if  $A_2$  is lost,  $B$  can not make a  $B_2$  such that the state of  $A_1 B_2 B$  is exactly  $|\psi\rangle_{A_1 A_2 B}$ , even if  $B$  knows the exact characterization of state  $|\psi\rangle_{A_1 A_2 B}$ .

We will imitate the packet switching technique and propose the quantum analogue for the quantum internet so that all quantum data is eventually transferred between each source-destination pair in the next section.

## IV. TRANSPORT LAYER: QUANTUM TRANSMISSION CONTROL PROTOCOL

Quantum information is fragile through the transmission over the internet. Using quantum error-correcting codes to protect the packets is not enough for recovering the underlying quantum message. To guarantee datagram delivery, a quantum version of information retransmission is needed regardless the no-cloning theorem. Herein we show how information retransmission can be achieved using the techniques of quantum secret sharing [24]. This guarantees that the quantum data stream transmitted through quantum Transmission Control Protocol (qTCP) will have exactly the same quantum information and correlation as the original stream with high probability.

The qTCP operations may be divided into three phases: connection establishment, data transfer, and correction termination. First, logical process-to-process connections are established by a quantum version of the *three-way handshake* protocol. Next data streams are transferred; a *retransmission protocol* is used to prevent quantum packets from loss. Finally, a termination protocol closes established virtual circuits and releases all allocated resources. To terminate a connection, we can use the four-way handshake as in classical TCP, where each side of the connection is terminated and each buffer is released independently.

Note that each packet will be protected by a quantum error-correcting code and a quantum message will be split into several shares (packets) by a quantum secret sharing scheme. Consequently, the quantum message is protected by a concatenation of a quantum code and a secret sharing scheme.

In the following subsections, we discuss the quantum three-way handshake and retransmission protocols, respectively. We first introduce some tools from quantum error detection.

### A. Quantum error correction

The widely-used error detection method, including parity bits, Cyclic Redundancy Check, and Checksum, can be characterized by a *check function*  $f : \{0, 1\}^n \mapsto \{0, 1\}^k$  as in the following encoding procedure: a given  $n$ -bit string  $s$  is encoded as  $(s, f(s))$  of  $(n + k)$  bits. We can generalize this to a quantum version as follows.

Suppose a host wants to send an  $n$ -qubit register  $A$  through the internet, using a check function  $f$ . Let  $|\psi\rangle_{A, R}$  be a purified state of  $A$  for a reference system  $R$ . The encoding is done by

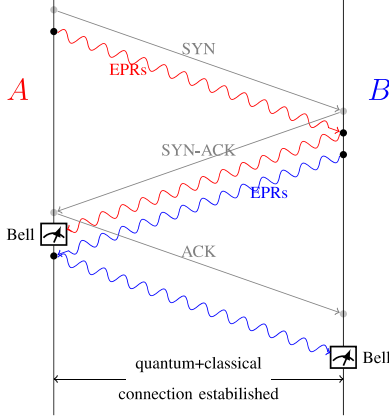


Fig. 3. Quantum three-way handshake. The gray lines are classical channels. Two entangled nodes are connected by a wavy line.

firstly appending  $k$  ancilla qubits in  $|0^k\rangle_S$  to  $A$ , and the state of  $AS$  is of the form

$$\sum_{0 \leq j \leq 2^n - 1} \alpha_j |j\rangle_A |\phi_j\rangle_R |0^k\rangle_S.$$

Then the host applies a controlled unitary  $U_f$  on  $AS$  to obtain

$$\sum_{0 \leq j \leq 2^n - 1} \alpha_j |j\rangle_A |\phi_j\rangle_R |f(j)\rangle_S,$$

where  $U_f$  is defined by  $U_f |j\rangle_A |0^k\rangle_S = |j\rangle |f(j)\rangle$  and is called a *check unitary*. Upon receiving  $AS$ , the receiver simply applies the decoding unitary  $U_f^{-1}$  to  $AS$ . If the data has not been changed, the decoded state would be

$$\sum_{0 \leq j \leq 2^n - 1} \alpha_j |j\rangle_A |\phi_j\rangle_R |0^k\rangle_S.$$

Then measuring  $S$  in the computational basis will give us the outcome  $0^k$ . Otherwise, if the measurement outcome is nonzero, the receiver knows that at least one qubit error has occurred. It could be the case that some error occurs but the measurement outcome is  $0^k$ , which will lead to a decoding error. This situation occurs with a small chance if the check function is chosen appropriately.

In the following, a packet will be protected by such an error-correcting code. This allows us to justify whether a packet is valid or not.

### B. Connection establishment

Figure 3 illustrates the idea of quantum three-way handshake protocol. Host B first establishes a passive open, and then Host A initiates an active open. To establish a quantum connection, Host A and Host B operate as follows:

- 1) SYN: Host A establishes  $m$  local EPR pairs  $|\Phi^+\rangle_{A_1 A_2}$ . Host A sends SYN to Host B, together with the quantum state of  $A_2$  (stored as  $B_2$  by Host B) by a qTCP packet.
- 2) SYN-ACK: Host B receives the qTCP packet. Firstly, he applies the Pauli correction to  $B_2$ , and then sends SYN+1 to Host A, together with the quantum state of

$B_2$  (stored as  $A_2$  by A). Host B establishes  $m$  local EPR pairs  $|\Phi^+\rangle_{B_3 B_4}$ . Then Host B sends ACK to Host A, together with the quantum state of  $B_3$  (stored as  $A_3$  by A) by a qTCP packet. After verifying SYN+1, Host A performs an  $m$ -fold Bell measurement on  $A_1 A_2$  and checks whether the measurement outcome is  $0^{2m}$ .

- 3) ACK: Host A sends ACK+1, and transfers the quantum state of  $A_3$  to  $B_3$  of Host B. After verifying ACK+1, Host B performs an  $m$ -fold Bell measurement on  $B_3 B_4$  and check whether the measurement outcome is  $0^{2m}$ .

At this point both hosts have received an acknowledgment of the connection. One can observe that the quantum channel between the two hosts is noiseless if and only if the distribution of EPRs is noiseless. This protocol can accurately detect channel noises. For illustration, we consider the extreme case that the entanglement is destroyed either during the teleportation from  $A_2$  to  $B_2$  or from  $B_2$  to  $A_2$ . Assume that the state of  $A_1 A_2$  at the end of step 2) is  $\rho_{A_1 A_2}$ , which is not entangled (or so-called *separable*). In other words, there exist probability distribution  $p_i$  and quantum states  $|\psi_i\rangle_{A_{1,i}}$  and  $|\varphi_i\rangle_{A_{2,i}}$  such that  $\rho_{A_1 A_2} = \sum_i p_i |\psi_i\rangle_{A_{1,i}} \langle\psi_i| \otimes |\varphi_i\rangle_{A_{2,i}} \langle\varphi_i|$ . When we perform an  $m$ -fold Bell measurement on it, the probability of obtaining  $0^{2m}$  is

$$\begin{aligned} & \text{tr} \left( \langle\Phi^+|^{\otimes m} \rho |\Phi^+\rangle^{\otimes m} \right) \\ & \leq \max_i \text{tr} \left( \langle\Phi^+|^{\otimes m} (|\psi_i\rangle_{A_{1,i}} \langle\psi_i| \otimes |\varphi_i\rangle_{A_{2,i}} \langle\varphi_i|) |\Phi^+\rangle^{\otimes m} \right) \\ & = \max_i |\langle\Phi^+|^{\otimes m} |\psi_i \otimes \varphi_i\rangle|^2 \\ & \leq \frac{1}{2^m}. \end{aligned}$$

This probability gets smaller as the growth of  $m$ . If a noiseless quantum connection is established, our protocol reports “Successfully connected.” If the connection is noisy, our protocol returns “Successfully connected.” with a small probability.

The classical and quantum connections for one direction are created by steps 1) and 2) and they are acknowledged. The classical and quantum connections for the other direction are created by steps 2) and 3) and they are acknowledged. Consequently a full-duplex quantum communication is established. The detailed operations of hosts A and B in the quantum three-way handshake protocol are summarized in Protocols 1 and 2, respectively.

### C. Data transfer

A reason that the classical TCP works well is because classical information can be correctly read and copied. To handle quantum retransmission, we start with a simple question: How to reliably send a one-qubit state  $|\psi\rangle$  from Host A to Host B through a noisy quantum channel? Usually this question is handled by using a quantum error-correcting code, which is designed for a certain error model. Unfortunately, the channel dynamics of a quantum network varies dramatically. For example, there are many routes connecting two endnodes and each node on a route may handle many packets simultaneously. Since the EPRs are not perfect all the time, packet loss is inevitable. However, we cannot afford the loss of a quantum packet without any backup. Herein we consider a

---

**Protocol 1: Quantum three-way handshake (Host A)**


---

```

1 Create  $2m$  qubit EPRs  $|\Phi^+\rangle_{A_1A_2}$ ;
2 Generate a random SYN;
3 Send  $A_2$  together with SYN to Host B;
  /* Host B will send SYN+1, ACK and
    $A_2$ ,  $B_2$  to Host A if he receives  $A_1$ 
   and SYN successfully. */
4 Receive  $A_2$ ,  $B_2$  and SYN+1;
5 Measure  $A_1A_2$  in the  $m$ -fold Bell basis;
  /* The received message is called
   valid if SYN+1 is consistent with
   the sent SYN and the measurement
   outcome is  $0^{2m}$  */
6 if Valid message then
7   Send  $B_2$  and ACK+1 to Host B;
8 else
9   Send Abort;

```

---



---

**Protocol 2: Quantum three-way handshake (Host B)**


---

```

1 Create  $2m$  qubit EPRs  $|\Phi^+\rangle_{B_1B_2}$ ;
2 Generate a random ACK;
3 Receive  $A_2$  and SYN;
4 Send  $A_2$  together with SYN+1,  $B_2$  and ACK+1 to
  Host A;
  /* Host A will send ACK+1  $B_2$  to Host
   B if she verifies  $A_2$  and SYN+1
   successfully. */
5 Receive  $B_2$  and ACK+1;
6 Measure  $B_1B_2$  in the  $m$ -fold Bell basis;;
  /* The received message is called
   valid if ACK+1 is consistent with
   the sent ACK and the measurement
   outcome is  $0^{2m}$ . */
7 if Valid message then
8   ready for transmission;
9 else
10  Send Abort;

```

---

retransmission protocol based on a variant of quantum error-correcting codes—quantum secret sharing—so that at the end of the protocol we can be sure that the state is perfectly transmitted.

Our quantum retransmission protocol is given in Protocol 3. The kernel of the protocol is a recursive use of the (2,3) threshold scheme [24]. Note that as a initial study of this research direction, we choose the (2,3) threshold scheme for illustration of quantum retransmission. In fact, the (2,3) threshold scheme is qutrit-based (a three level quantum system); we can simply represent a qutrit by two qubits without using the fourth level.

First, a quantum message  $A$  is encoded into three shares  $A_1A_2A_3$  and at least two shares are required to recover the

---

**Protocol 3: Quantum retransmission( $A$ )**


---

**Input:**  $A$ : register with qubits to be sent

```

1 Encode  $A$  by the (2,3) threshold scheme and obtain
   $A_1A_2A_3$ ;
2  $k \leftarrow \text{true}$ ;
3 while  $k$  do
4   Send  $A_2$  to Host B;
  /* Host B will send valid
   acknowledgement to Host A if he
   received  $B$  successfully. */
5   if Valid acknowledged then
6     Send  $A_3$  to Host B;
7     if Valid acknowledged then
8       Release  $A_1$ ;
9        $k \leftarrow \text{false}$ ;
      /* Host B is able to recover
        $A$  by decoding  $A_2A_3$ . */
10    else
11      Call Quantum retransmission( $A_1$ );
  /* If data packet is not arrived
   within expected time or data is
   damaged, Host B sends invalid
   acknowledgment. */
12 else
13   Regenerate the original  $A$  from current  $A_1A_3$ ;
14   Call Quantum retransmission( $A$ );

```

---

message. Then the shares  $A_2$  and  $A_3$  are sent sequentially, depending on the acknowledgment of the previous share. If the first share  $A_2$  is acknowledged, the share  $A_3$  is then sent. If  $A_3$  is also acknowledged, we are done since  $A_2A_3$  is enough for recovering  $A$ . However, if  $A_2$  gets lost,  $A_1$  has to be sent carefully. For that purpose,  $A_1$  is then encoded into three shares by the (2,3) threshold scheme and the procedure proceeds recursively. Figure 4 illustrates these ideas.

After a close scrutiny, one can find that the transmission succeeds if two consecutive shares are correctly received. Otherwise, either the remaining two shares have to be used to recover the first share or the remaining one share has to be encoded into three shares.

The above argument shows that a packet loss error can be corrected. In reality, other errors can occur. For instance, each packet can be changed during transmission. We always assume that such an error can be detected through measurements on each packet, and a packet with detected errors will be discarded. Now we are facing a postselection issue, meaning that a packet may be measured and collapsed into some unwanted state. In the following, we show that such error can also be corrected.

**Observation 1:** Quantum error correction works in a tensor product manner.

Suppose that the noisy channel  $\mathcal{N}$  can be corrected through the encoding channel  $\mathcal{E}$  and decoding channel  $\mathcal{D}$ , that is,

$$(\mathcal{D} \circ \mathcal{N} \circ \mathcal{E})(\rho) \propto \rho$$



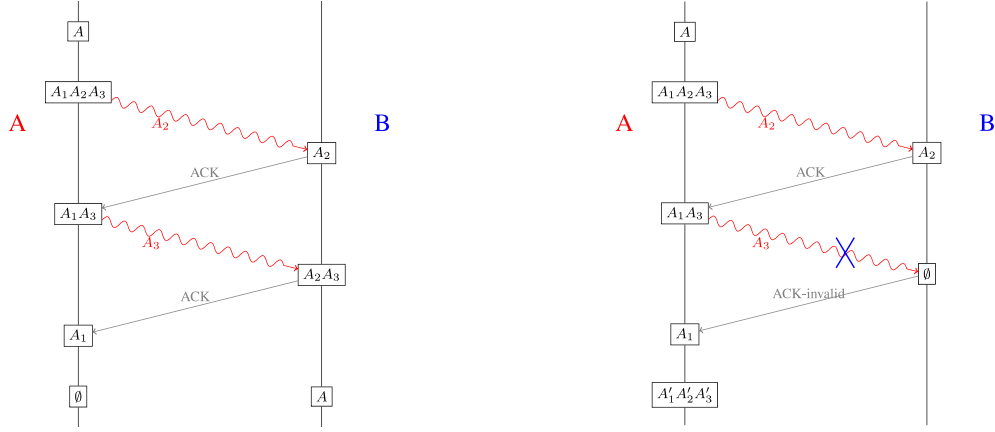


Fig. 4. Left: Successful quantum transmission. Right: Unsuccessful Quantum transmission in the second send. Host A has to do one more recursion.

for any  $\rho$  living in the system of  $\mathcal{N}$ . Then, the encoding channel  $\mathcal{I} \otimes \mathcal{E}$  and decoding channel  $\mathcal{I} \otimes \mathcal{D}$  can correct the noisy channel  $\mathcal{I} \otimes \mathcal{N}$ .

Observation 2: We can always assume that the input state is a pure state by adding ancilla qubits. Then, we observe that the decoding operator can still correct errors even after postselection as follows: for any  $\sigma$  such that  $Supp(\sigma) \subset Supp(\mathcal{N} \circ \mathcal{E}(|\psi\rangle\langle\psi|))$ , we always have

$$\mathcal{D}(\sigma) \propto |\psi\rangle\langle\psi|.$$

Combining these two observations, we know that the postselection of a new packet does not effect the quantum secret sharing scheme; the joint state between the sender and receiver still has its support lie in the code space such that the recovering operation for the packet loss still works.

Let us estimate the number of shares need to be sent. For simplicity we assume that the probability that a share gets lost in transmission is  $p$  during a period of time. This can be modeled as a simple absorbing Markov chain with three states  $\{0, 1, 2\}$ , where state  $i$  denotes the status of  $i$ -consecutive successful transmission, and a transition matrix

$$\begin{bmatrix} p & 1-p & 0 \\ p & 0 & 1-p \\ 0 & 0 & 1 \end{bmatrix}.$$

One can show that the expected number of total shares required to send one quantum message is  $\frac{2-p}{(1-p)^2}$ . Figure 5 plots the expected number versus different values of  $p$ . It can be seen that when  $p < 0.5$ , no more than ten shares are required to send one quantum message. When  $p$  gets larger than 0.8, the required number grows quickly.

In a less noisy channel, one can guarantee that this scheme always succeeds within a finite number of steps. However, a potential problem here is that the storage of a receiver for this quantum problem is not unbounded. Although Host B may need an unbounded classical data structure to maintain the status of transmission, he has only four types of possible status:

- B is waiting for some  $A_2^{(i)}$  since the previous  $A_2^{(i-1)}$  is not received or valid;

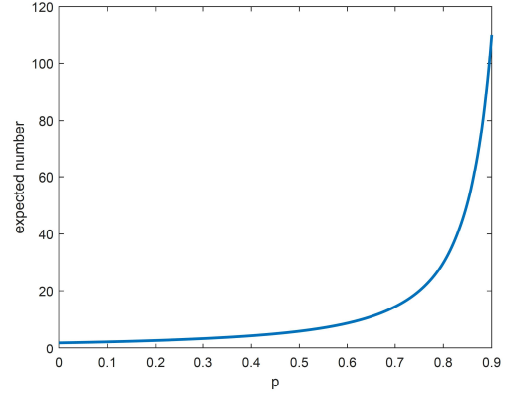


Fig. 5. The expected number of shares required to send one quantum message by Protocol 3 versus the share loss rate  $p$ .

- $A_2^{(i)}$  is received, and B is waiting for  $A_3^{(i)}$ ;
- $A_2^{(i)}$  is received, but the corresponding  $A_3^{(i)}$  is not valid;
- $A_2$  and  $A_3$  are both validly received.

The Pseudo acknowledgment number and Pseudo Window of the qTCP packet are used for the acknowledgment of the status of Host B.

We notice that this protocol successes if there are two consecutive successful transmissions. Therefore, to prevent the packet size from becoming unbounded due to potentially unbounded recursive depth, during data transmission, the sender and the receiver are required to synchronize the status of each block of original data,  $A$ . For example, assume that  $A_2$  is transmitted successfully but  $A_3$  is not. Now the sender and receiver will notify each other that the quantum message to be sent is  $A_1$ . In other words, they will rename the buffer of  $A$  by the buffer of  $A_1$  and the packet.

## V. CONCLUSION

We have discussed the interconnection of packet quantum network intercommunication for quantum repeater network. In

particular, we proposed quantum Transmission Control Protocols, which provide reliable quantum packet communication. The (2,3) threshold scheme was used for illustration. One may develop a general quantum retransmission scheme based on any quantum secret sharing scheme and find an optimal scheme with high data rate.

The next step is to study techniques for congestion avoidance and control of quantum network protocols. In classical internet, packet switching introduces new complexities, since the packets must be re-ordered and reassembled at the destination. Also, since there are no dedicated circuits, the network links can become congested, potentially resulting in lost packets. Quantum effects bring new challenges in developing congestion control algorithms for quantum Transmission Control Protocols.

Another interesting project is to produce a detailed specification of these protocols and implement a prototype so that some initial simulation, and in the future some experiments, with it can be performed.

#### ACKNOWLEDGEMENT

NY thanks You Wang's generous help in the preparation of this paper and Peter Rohde for helpful communication. CYL thanks Kai-Min Chung for comments that improve the presentation of this paper.

NY was supported by ARC Discovery Early Career Researcher Award DE180100156 and ARC Discovery Program DP210102449. CYL was financially supported from the Young Scholar Fellowship Program by the Ministry of Science and Technology (MOST) in Taiwan, under Grant No. MOST109-2636-E-009-004.

#### REFERENCES

- [1] R. Raz, "Exponential separation of quantum and classical communication complexity," in *Proceedings of the 1999 ACM 31st Annual Symposium on Theory of Computing*, ser. STOC '99. ACM, 1999, pp. 358–367.
- [2] O. Regev and B. Klartag, "Quantum one-way communication can be exponentially stronger than classical communication," in *Proceedings of the 2011 ACM 43rd Annual Symposium on Theory of Computing*, ser. STOC '11. ACM, 2011, pp. 31–40.
- [3] C. Bennett and G. Brassard, "Quantum cryptography: Public key distribution and coin tossing," in *Proceedings of IEEE International Conference on Computers, Systems, and Signal Processing*, 1984, p. 175.
- [4] C. H. Bennett, F. Bessette, G. Brassard, L. Salvail, and J. Smolin, "Experimental quantum cryptography," *Journal of Cryptology*, vol. 5, no. 1, pp. 3–28, Jan 1992.
- [5] A. Broadbent, J. Fitzsimons, and E. Kashefi, "Universal blind quantum computation," in *2009 50th Annual IEEE Symposium on Foundations of Computer Science*, ser. FOCS '09, 2009, pp. 517–526.
- [6] Y. Dulek, C. Schaffner, and F. Speelman, "Quantum homomorphic encryption for polynomial-sized circuits," in *Advances in Cryptology – CRYPTO 2016: 36th Annual International Cryptology Conference, Santa Barbara, CA, USA, August 14–18, 2016, Proceedings, Part III*, M. Robshaw and J. Katz, Eds. Berlin, Heidelberg: Springer Berlin Heidelberg, 2016, pp. 3–32.
- [7] U. Mahadev, "Classical verification of quantum computations," in *59th IEEE Annual Symposium on Foundations of Computer Science, FOCS 2018, Paris, France, October 7–9, 2018*, ser. FOCS '18, 2018, pp. 259–267.
- [8] H. J. Kimble, "The quantum internet," *Nature*, vol. 453, pp. 1023–1030, 2008.
- [9] A. Reiserer and G. Rempe, "Cavity-based quantum networks with single atoms and optical photons," *Reviews of Modern Physics*, vol. 87, pp. 1379–1418, Dec 2015.
- [10] M. Caleffi, A. S. Cacciapuoti, and G. Bianchi, "Quantum internet: From communication to distributed computing!" in *Proceedings of the 5th ACM International Conference on Nanoscale Computing and Communication*, ser. NANOCOM '18, 2018, pp. 3:1–3:4.
- [11] A. S. Cacciapuoti, M. Caleffi, F. Tafuri, F. S. Cataliotti, S. Gherardini, and G. Bianchi, "Quantum internet: Networking challenges in distributed quantum computing," *arXiv:1810.08421v*, 2018.
- [12] S. Wehner, D. Elkouss, and R. Hanson, "Quantum internet: A vision for the road ahead," *Science*, vol. 362, no. 6412, 2018.
- [13] C. H. Bennett, G. Brassard, C. Crépeau, R. Jozsa, A. Peres, and W. K. Wootters, "Teleporting an unknown quantum state via dual classical and Einstein-Podolsky-Rosen channels," *Physical Review Letters*, vol. 70, pp. 1895–1899, Mar 1993.
- [14] H.-J. Briegel, W. Dür, J. I. Cirac, and P. Zoller, "Quantum repeaters: The role of imperfect local operations in quantum communication," *Phys. Rev. Lett.*, vol. 81, pp. 5932–5935, Dec 1998.
- [15] R. V. Meter and J. Touch, "Designing quantum repeater networks," *IEEE Communications Magazine*, vol. 51, no. 8, pp. 64–71, August 2013.
- [16] C. Vinton and K. Robert, "A protocol for packet network intercommunication," *IEEE Transactions on Communications*, vol. 22, no. 5, pp. 637–648, May 1974.
- [17] W. Wootters and W. Zurek, "A single quantum cannot be cloned," *Nature*, vol. 299, pp. 802–803, 1982.
- [18] M. A. Nielsen and I. L. Chuang, *Quantum Computation and Quantum Information: 10th Anniversary Edition*, 10th ed. New York, NY, USA: Cambridge University Press, 2011.
- [19] A. Einstein, B. Podolsky, and N. Rosen, "Can quantum-mechanical description of physical reality be considered complete?" *Physical Review*, vol. 47, pp. 777–780, May 1935.
- [20] M. Żukowski, A. Zeilinger, M. A. Horne, and A. K. Ekert, "event-ready-detectors" bell experiment via entanglement swapping," *Phys. Rev. Lett.*, vol. 71, pp. 4287–4290, Dec 1993.
- [21] C. H. Bennett, G. Brassard, R. Jozsa, D. Mayers, A. Peres, B. Schumacher, and W. K. Wootters, "Reduction of quantum entropy by reversible extraction of classical information," *Journal of Modern Optics*, vol. 41, no. 12, pp. 2307–2314, 1994.
- [22] D. Dieks, "Communication by epr devices," *Physics Letters A*, vol. 92, no. 6, pp. 271 – 272, 1982.
- [23] P. W. Shor, "Scheme for reducing decoherence in quantum computer memory," *Physical Review A*, vol. 52, pp. R2493–R2496, Oct 1995.
- [24] R. Cleve, D. Gottesman, and H.-K. Lo, "How to share a quantum secret," *Physical Review Letters*, vol. 83, pp. 648–651, Jul 1999.
- [25] L. Jiang, J. M. Taylor, K. Nemoto, W. J. Munro, R. Van Meter, and M. D. Lukin, "Quantum repeater with encoding," *Physical Review A*, vol. 79, p. 032325, Mar 2009.
- [26] C. Simon, H. de Riedmatten, M. Afzelius, N. Sangouard, H. Zbinden, and N. Gisin, "Quantum repeaters with photon pair sources and multimode memories," *Physical Review Letters*, vol. 98, p. 190503, May 2007.
- [27] M. William, A. Koji, T. Kiyoshi, and N. Kae, "Inside quantum repeaters," *IEEE Journal of Selected Topics in Quantum Electronics*, vol. 21, no. 3, pp. 78–90, 2015.
- [28] N. Sangouard, C. Simon, H. de Riedmatten, and N. Gisin, "Quantum repeaters based on atomic ensembles and linear optics," *Reviews of Modern Physics*, vol. 83, pp. 33–80, Mar 2011.