

A Probabilistic Bitwise Genetic Algorithm for B-Spline based Image Deformation Estimation

Takumi Nakane
University of Fukui
Fukui, Japan
t-nakane@monju.fuis.u-fukui.ac.jp

Xuequan Lu
Deakin University
Victoria, Australia
xuequan.lu@deakin.edu.au

Takuya Akashi
Iwate University
Morioka, Japan
akashi@iwate-u.ac.jp

Chao Zhang
University of Fukui
Fukui, Japan
zhang@u-fukui.ac.jp

ABSTRACT

We propose a novel genetic algorithm to solve the image deformation estimation problem by preserving the genetic diversity. As a classical problem, there is always a trade-off between the complexity of deformation models and the difficulty of parameters search in image deformation. 2D cubic B-spline surface is a highly free-form deformation model and is able to handle complex deformations such as fluid image distortions. However, it is challenging to estimate an apposite global solution.

To tackle this problem, we develop a genetic operation named *probabilistic bitwise operation* (PBO) to replace the crossover and mutation operations, which can preserve the diversity during generation iteration and achieve better coverage ratio of the solution space. Furthermore, a selection strategy named annealing selection is proposed to control the convergence. Qualitative and quantitative results on synthetic data show the effectiveness of our method.

CCS CONCEPTS

• **Artificial intelligence** → *Randomized search; Matching;*

KEYWORDS

Probabilistic Bitwise Operation, Genetic Algorithm, Image Deformation Estimation, Computer Vision

ACM Reference Format:

Takumi Nakane, Takuya Akashi, Xuequan Lu, and Chao Zhang. 2019. A Probabilistic Bitwise Genetic Algorithm for B-Spline based Image Deformation Estimation. In *Proceedings of the Genetic and Evolutionary Computation Conference 2019 (GECCO '19)*. ACM, New York, NY, USA, Article 4, 2 pages. <https://doi.org/10.1145/nnnnnnn.nnnnnnn>

1 INTRODUCTION

Deformation estimation of an object between two images plays an essential role in various computer vision tasks. To model a complex non-rigid deformation, 2D Free-Form Deformation (FFD) using

Permission to make digital or hard copies of part or all of this work for personal or classroom use is granted without fee provided that copies are not made or distributed for profit or commercial advantage and that copies bear this notice and the full citation on the first page. Copyrights for third-party components of this work must be honored. For all other uses, contact the owner/author(s).

GECCO '19, July 13–17, 2019, Prague, Czech Republic

© 2019 Copyright held by the owner/author(s).

ACM ISBN 978-x-xxxx-xxxx-x/YY/MM...\$15.00

<https://doi.org/10.1145/nnnnnnn.nnnnnnn>

cubic B-spline is one of the classical models. To search the solution effectively, it is crucial to preserve genetic diversity during the population alternation [1]. However, the traditional GAs have been demonstrated to fall short for preserving diversity[2], thus leading to undesired results.

To alleviate the limitations, we propose a novel genetic operator called *probabilistic bitwise operation* (abbreviated as PBO) to simultaneously play the roles of crossover and mutation. The main technical contributions are threefold. First, the genetic operation is introduced by inverting each bit with the probability determined with respect to the fitness value and bit order of each parameter. This ensures a population to better maintain the diversity and explore the solution space more comprehensively. Second, an annealing selection strategy for selecting PBO targets is proposed to control the convergence. Eventually, the movement of each control point is modeled to bridge the gap between the B-Spline deformation and the genetic framework, and a coarse-to-fine strategy using image pyramid is presented to robustly estimate enormous parameters. We show that the proposed method is capable of estimating complex image deformations.

2 PROBABILISTIC BITWISE OPERATION

In a huge solution space, the search realized by the combination of crossover and mutation can hardly cover the whole space because of the decrease of diversity. The proposed PBO alleviates this problem through an independent genetic operation (i.e., individuals do not depend on others for updating). The probability of bit inversion P_{inv} of some individual in a generation iteration relies only on the fitness value and bit order, as shown below.

$$P_{inv} = w_{max} \exp\left(-\frac{1}{2} \left(\frac{bit^2}{s_{bit}^2} + \frac{fit^2}{s_{fit}^2} \right)\right), \quad (1)$$

where bit denotes the bit order over one parameter in the bit string, with the MSB defined as the left-most bit. fit is the min-max normalized fitness value with respect to the current population. s_{bit} and s_{fit} are the parameters to control the smoothness of the distribution, and w_{max} is a constant to determine the maximum probability that can be taken. PBO changes genes based on a simple motivation: the lower an individual is evaluated according to the fitness function, the greater its genes should be changed to explore further.

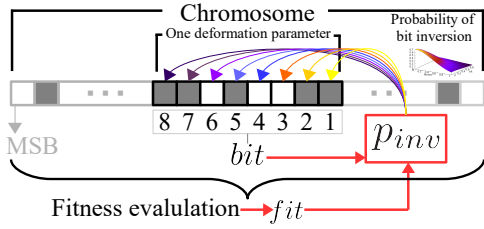


Figure 1: Illustration of PBO. Each deformation parameter is coded by a 8-bit (by default) binary code. Arrows in different color/intensity pointing to each bit represent the different inversion probability P_{inv} . Lower bit has higher P_{inv} .

The bitwise inversion can adjust the degree of change over a gene intuitively. We summarize the mechanism of PBO in Fig.1.

After performing PBO in the current generation, we extract the individuals of the next generation by roulette selection. It is worth pointing out that the selection probability named annealing selection rate P_{ann} is proposed for selecting the individuals to conduct PBO. It is different from the roulette selection. Parameter P_{ann} , which is designed to decrease along with the progress of the generation iteration, plays a role on controlling convergence. In the i -th generation, it can be calculated as

$$P_{ann} = \frac{1.0 - \exp\left(\frac{e}{G_{size}}i\right)}{\exp(e) - 1.0} (1.0 - P_{min}) + 1.0, \quad (2)$$

where e is a parameter adjusting the smoothness of the distribution, and P_{min} is a constant indicating the value of P_{ann} in the final generation $i = G_{size}$.

3 DEFORMATION ESTIMATION

3.1 B-Spline Deformation Model

We manipulate the source image with $W \times H$ pixels using control points and cubic B-spline. Control points are arranged in a lattice with intervals $\delta_x = W/(K-1)$ and $\delta_y = H/(L-1)$, where $K \times L$ is the number of control points which covers the source image. The deformation of a sample point $\vec{x} = (x, y)$ on the source image to \vec{x}' is formulated by relating the displacement vector $\vec{d}_{i,j}$ with each surrounding control point (i, j) .

$$\vec{x}' = \vec{x} + \sum_{l=0}^3 \sum_{m=0}^3 B_l(u)B_m(v)\vec{d}_{i+l,j+m}, \quad (3)$$

where $i = \lfloor x/\delta_x \rfloor - 1$, $j = \lfloor y/\delta_y \rfloor - 1$, $u = x/\delta_x - \lfloor x/\delta_x \rfloor$, $v = y/\delta_y - \lfloor y/\delta_y \rfloor$, and B_l, B_u are the cubic B-spline basis functions. Since one sample point moves according to 16 neighboring control points, the deformation of the whole source image requires a total of $(k+2) \times (L+2)$ control points.

3.2 Coarse-to-Fine Strategy

The total number of parameters is $(K+2) \times (L+2) \times 2$ with each displacement vector on the XY-plane holding two parameters. It is difficult to optimize all of them at the same time, as each parameter may affect others directly or indirectly. To settle this problem, we create image pyramids for both source and target images, shown in Fig.2. The control points are then increased gradually along with the increase of image size in the pyramid. Specifically, the numbers

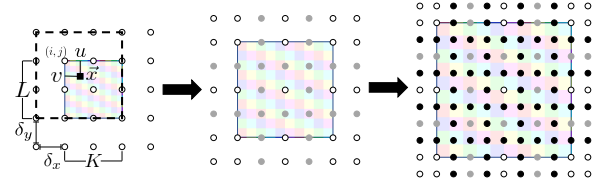


Figure 2: Top-3 levels of the B-spline deformation hierarchy. The parameters of control points of the previous level are inherited and the number of control points is increased.

of rows and columns are updated as $a_{n+1} = 2a_n - 1$, where n is the level number from top to bottom. The generation iteration of the proposed method is performed in each hierarchy of the pyramid, and the initialization of current individuals is inherited from the result of the previous level.

4 EXPERIMENTAL RESULTS

We evaluate the effectiveness of our method on a synthetic dataset which consists of 10 types of random deformations. We create pyramids with 3-level hierarchy and conduct deformation using $K = L = 3$ control points. The objective function is set to the sum of absolute difference of pixel intensities (i.e., gray scale value) between the source and target images. Each control point moves within a circle with a radius of 3 pixels, and its displacement vector is encoded with 5 bits per parameter. For quantitative analysis, we evaluate the deformation performed by the elite individual using the RMSE with respect to the manually selected points in the source image. The quantitative results are presented in Tab.1. Fig.3 demonstrates a qualitative example of result.

5 CONCLUSIONS

In this paper, we proposed a novel GA, which comprises of the *probabilistic bitwise operation* (PBO) and the annealing selection, to solve the deformation estimation problem by preserving genetic diversity. This proposed GA estimates parameters of 2D cubic B-spline model to reconstruct the deformation between the source and target images, in a coarse-to-fine way. Both the qualitative and quantitative results on various synthetic data validate our method. As the future work, additional efforts would be made to deal with more complex deformations.

REFERENCES

- [1] Marcus Hutter. 2002. Fitness uniform selection to preserve genetic diversity. In *Proceedings of the Congress on Evolutionary Computation (CEC)*, Vol. 1. IEEE, 783–788.
- [2] Ofer M Shir and Thomas Bäck. 2005. Niching in evolution strategies. In *Proceedings of the conference on Genetic and evolutionary computation (GECCO)*. ACM, 915–916.

Table 1: RMSE in pixels over 10 random deformations.

Image ID		RMSE	
1	6	3.35	4.48
2	7	2.92	4.63
3	8	3.61	4.24
4	9	4.19	3.62
5	10	3.62	5.10




Figure 3: Points of the source are plotted on the target.