

Zhou YY, Cheng G. A cost-effective shuffling method against DDoS attacks using Moving Target Defense.

A cost-effective shuffling method against DDoS attacks using Moving Target Defense

Yu-Yang Zhou, Guang Cheng*

¹*School of Cyber Science and Engineering, Southeast University, Nanjing 211189, China*

²*Key Laboratory of Computer Network and Information Integration of Ministry of Education (Southeast University), Nanjing 211189, China*

³*Jiangsu Provincial Key Laboratory of Computer Network Technology, Nanjing, 211189, China*

E-mail: yyzhou@njnet.edu.cn; gcheng@njnet.edu.cn

Abstract Moving Target Defense(MTD) has emerged as a good solution to alter the asymmetric situation of attacks and defenses, shuffling-based moving target defense has been regarded as one of the most effective ways to mitigate DDoS attacks. However, previous work did not notice that frequent shuffles will significantly intensify the overhead. The MTD technique requires a quantitative measure to compare the cost and effectiveness of available adaptations and explore the best trade-off between them. In this paper, therefore, we propose a novel cost-effective shuffling method against DDoS attacks using MTD. By exploiting Multi-Objective Markov Decision Processes to model the interaction between the attacker and the defender and designing a cost-effective shuffling algorithm, we study the best trade-off between the effectiveness and cost of shuffling in a given shuffling scenario. Finally, simulation and experiment on an experimental SDN network indicate that, our approach imposes an acceptable shuffling overload and has a good effect on resisting DDoS attacks.

Keywords Moving Target Defense, DDoS attack, cost-effective, shuffle, Multi-Objective Markov Decision Processes

1 Introduction

The static nature of cyber systems allows adversaries to not only plan and perform reconnaissance on the target system, but also scan the attack surface for any possible vulnerabilities, and then, at the right time, to launch an attack effectively. Traditional defense strategy targeting one-shot attacks with known types is inefficient and insufficient in the face of more advanced attacks with unique behavioral patterns. In order to improve the effectiveness of defense, Moving Target Defense (MTD)^[1] has emerged as a good solution to deal with security issues associated with the static nature of current computer systems. The main idea of MTD is to mitigate the asymmetric advantage of attackers and raise the bar for their successful attacks. This mechanism essentially dynamically changes certain aspects of the system in a controlled manner of defenders to increase the attacker's uncertainty about target system, which in turn increases attack cost/complexity and reduces the chance of a successful exploit in a given

amount of time.

On one hand, the higher the frequency of successive moves is, the shorter the time an attacker has available to launch a successful attack. On the other hand, this method has negative effects on the protected system by reducing the quality of service (QoS) and producing the extra cost due to frequent moves. In addition, using a terrible move may transfer the attack surface to a new surface, which is more vulnerable than the current one. Therefore, the MTD technique requires a quantitative measure to compare the cost and effectiveness of available adaptations and explore the best trade-off between them.

In this paper, therefore, we propose a novel cost-effective shuffling method against DDoS attacks using MTD. First, we describe a threat model to characterize the behaviors of the attacker and defender. Then, we exploit Multi-Objective Markov Decision Processes to model the interaction between the attacker and the defender as a game, including description of the game process, definition of the game payoff and generation

of the game strategy. In the last, we propose the shuffling scenario and give our cost-effective shuffling algorithm (CES). The goal of CES is to find the optimal strategy for a sequence of shuffling decisions to reach the trade-off between the effectiveness and cost of shuffling. Simulation and experiment results manifest that CES can effectively shuffle with limited cost in SDN and has a good effect on resisting DDoS attack.

The remainder of this paper is organized as follows. We discuss the related work in Section 2 and propose the threat model in Section 3. Model specification and detailed analysis of the game are presented in Section 4. Description of the shuffling scenario and algorithm are presented in Section 5. The performance of our proposed method is evaluated via simulation and experiment in Section 6. Finally, we conclude the paper in Section 7.

2 Related Work

Existing researches on the MTD switching method can be classified into random, event-based and hybrid classes. There are many pieces of early research on the random mutation^[2-6]. Each move in the random mutation occurs after a particular time interval where the time interval could be random or periodic. Contrast to random mutation, the moves in event-based mutation^[7-9] require auxiliary information such as security alerts and security policies. Once receiving an event, the attack surface will be modified in an adaptive manner. The hybrid mutation is a kind of mixed approach which consists of the random mutation and event-based mutation. Several researchers proposed a hybrid MTD model. Huang and Ghosh^[10] proposed a rotational schema composed of several diversified servers which provide the same functionality. Based on randomly selected or event-driven, an online web server can be replaced by another standby server to resist attackers. Kampanakis et al.^[11] proposed a kind of network-level MTD techniques which includes a hybrid mutation engine based on software defined networking (SDN).

Some research works were proposed to evaluate MTD mechanisms by quantifying the changes on the attack surface and assessing the cost and effectiveness of the mutation. To assess the effectiveness of MTD techniques, Hong and Kim^[12] introduced a hierarchical attack representative model which is rather more flexible and scalable than common attack graphs. Bopche and Mehre^[13] employed classical graph distance metrics such as maximum common subgraph (MCS) and

graph edit distance (GED) to measure temporal changes in attack surface of dynamic networks.

In addition, some researchers adopted game theory as a tool to model the interaction between the attacker and the defender and determine the selection of MTD move strategy. Prakash and Wellman^[14] employed empirical and game theoretic techniques to examine the interaction between the attacker and the defender and demonstrated that the efficiency of MTD is sensitive to the detection capability. Although they realized that security alerts play an important role in effective move selection, the cost of the moves was ignored. Feng et al.^[15] proposed a Bayesian Stackelberg game that models the joint migration and signaling strategies for the defender in the face of a strategic and rational attacker and demonstrated that MTD can be improved through strategic information disclosure. Although the proposed model passed theoretical analysis and numerical study, the effectiveness in real world was still uncertain.

3 Threat Model

In this section, we describe a threat model to characterize the behavior of attackers and moving target defense mechanism. This theoretical framework follows the state-of-the-art MTD model proposed by Lin et al.^[16].

3.1 Attacker Behavior

A strategic and rational attacker, with the objective of attacking the confidentiality, integrity and availability (CIA) of the attack target, always needs to learn some sensitive information parameters about the defenders before launching a successful attack. To gain knowledge of the defenders, an attacker may take time and computing or monetary resources to explore the protected system. Once the attacker supposes that he has obtained enough information about the defender, the attack will be launched and the kind of attack behaviors will be synthetically decided by current system state and defense behaviors. Whatever successfully or not, the whole procedure including probing and launching refers to attack cost.

3.2 Defense Mechanism

In this paper, we focus on shuffle based MTD techniques that can be implemented at a network level. Therefore, the defense mechanism is defined as follows. Once one or several hosts in the protected system are

compromised, in order to prevent the follow-up, the defender will shuffle the exploited hosts by the following defense types.

- Port hopping: Dynamic and continuous change of port number of a particular service.
- IP hopping: The defender changes the IP address of a VM dynamically and incessantly.
- Migration: The defender migrates the applications or services under attack between VMs.

3.3 Objective

The objective of this paper about cost-effective shuffling MTD method is to investigate the optimal way for a defender to make adaptations, taking into account of both the shuffling/attack cost and effectiveness between defender and attacker. It is quite reasonable for a defender to endure risks with no shuffling, if the shuffling cost is high while the effectiveness is low. We seek to answer the question of what the best way is to make the shuffling decision and how to reach the best trade-off between cost and effectiveness.

4 Game Model

In the following, we exploit Multi-Objective Markov Decision Processes (MOMDP)^[16] to model the interaction between the attacker and the defender as a game in which each player aims to maximize his payoff. The shuffling selection process can be modeled as a sequential game in which the defender is the leader and the attacker is the follower. A MOMDP for two objectives in our case is a tuple $(t, S, O, A, D, R, C, \gamma)$, where:

- t is the time step of a game, and $t = \{0, \dots, T\}$ where T is the time horizon.
- S represents a finite set of states, including all possible attack surfaces that the protected system could experience and let S_t be the state of the system at time step t .
- O represents the condition of services or VMs by defender's observation with confidence coefficient $\pi \in [0, 1]$.
- A denotes a finite set of attacker actions, and let A_t be the attacker's action at time step t . D denotes a finite set of defender actions, and let D_t be the defender's action at time step t .
- $R: S \times A(D) \times S \rightarrow R$ is a rewarding function that maps a state and an action to a reward for the player.
- $C: A(D) \rightarrow C$ assigns a cost to each action the players take.
- γ is the discount factor where $\gamma \in (0, 1]$.

In this game, the defender adopts a MTD strategy by migrating the resource across the network to make it difficult for the attacker to identify the real location of the resource, while the attacker may observe the defender's actions by monitoring network traffic. Knowing this strategy (but not its realization), the attacker then determines which VM to conduct DDoS attack or not and which IP address to choose. In addition, the defender can also obtain the state of the protected system and attacker's actions by observation. Thus, both of them will play their best strategy to act against his opponent and to maximize his payoff.

4.1 Game Process

At the beginning of the game, S_0 , A_0 and D_0 need to be initialized with \emptyset . Based on our assumption, the attacker is fully aware of states at every time step, whereas the defender only knows the initial state S_0 . Thus, we also set $O_0 = \emptyset$. At each time step $t+1 \in \{1, \dots, T\}$, the attacker can decide which feasible VMs to attempt and choose any VM $v \in V$ to conduct DDoS attack with a success probability $p(v)$, and $p(v, v')$ from VM v to v' if attacker has taken control of v . Simultaneously, the defender decides which VMs to shuffle to prevent the attacker from intruding further.

After the initialization, the game proceeds in discrete time steps, $t+1 \in \{1, \dots, T\}$, with both players aware of the current time. The following sequence of game events occurs at each time step $t+1$.

- (1) The attacker observes S_t , while the defender observes O_t .
- (2) The attacker and defender select their actions A_{t+1} and D_{t+1} according to their respective strategies at the same time.
- (3) The system transitions to its next state S_{t+1} according to the transition function (Algorithm 1).
- (4) The attacker and defender respectively evaluate their rewards and costs for the time step.

Algorithm 1 State Transition Function

Input:

The system state at time step t , S_t ;
 The observation by defender at time step t , O_t ;
 The defender action at time step $t + 1$, D_{t+1} ;
 The attacker action at time step $t + 1$, A_{t+1} ;

Output:

The system state probability distribution at time step $t + 1$, S_{t+1} with probability p ;

```

1: if  $O_t(v) \subseteq S_t(v)$  and  $\pi(v) = 1$  then
2:    $A_{t+1}(v) \leftarrow 1$ ;
3:   if  $v \in D_{t+1}(v)$  then
4:      $S_{t+1}(v) \leftarrow 0$ ;
5:   else
6:     with probability  $p(v)$ ,  $S_{t+1}(v) \leftarrow 1$ ;
7:   end if
8: else
9:    $S_{t+1}(v) \leftarrow S_t(v)$ ;
10:  if  $v \in D_{t+1}(v) \cap v \in A_{t+1}(v)$  then
11:     $S_{t+1}(v) \leftarrow 0$ ;
12:  else
13:    if  $v \notin D_{t+1}(v) \cap v \in A_{t+1}(v)$  then
14:      with probability  $p(v)$ ,  $S_{t+1}(v) \leftarrow 1$ ;
15:    end if
16:  else
17:    for  $v \notin D_{t+1}(v) \cap v \notin A_{t+1}(v)$  and  $S_{t+1}(v) = 0$ 
18:      do
19:        with probability  $p(v', v)$ ,  $S_{t+1}(v) \leftarrow 1$ ;
20:      end for
21: end if

```

4.2 Game Payoff

As discussed in section 4.1 Game process, S_t is a system state at time t , when the attacker plays A_t , the defender plays D_t and the previous system state is S_{t-1} . Hence, we denote by $H_T = \{(S_0, A_0, D_0), \dots, (S_T, A_T, D_T)\}$ the game history, which consists of all system states and players' actions at each time step. After all of the players have taken actions in the game, each of them will get either a negative or a positive return. It is the quantitative result of each player's action which represents the game payoff. In MTD, both the attacker and the defender need to take the payoffs into consideration. Each player then may receive a different payoff function and aims to increase the expected payoff. With respect to H_T , the defender and attacker's game payoffs, which include goal rewards and action costs, can be separately

presented as follows:

$$P^d(H_T) = \sum_{t=1}^T \gamma^t \left[\sum_{S_{t+1}(v)=0} R^d(v) - \sum_{v \in D_{t+1}} C^d(v) \right] \quad (1a)$$

$$P^a(H_T) = \sum_{t=1}^T \gamma^t \left[\sum_{S_{t+1}(v)=1} R^d(v) - \sum_{v \in A_{t+1}} C^a(v) - \sum_{v \notin D_{t+1} \cap v \notin A_{t+1}} C^a(v) \right] \quad (1b)$$

4.3 Game Strategy

As discussed above, both players will play their best strategies to act against the opponent and aim to maximize the value of payoff function P , which is closely related to the distribution of H_T . In spite of game payoff, to analyze the game process more meticulously, heuristic strategies for both players are proposed in this section to depict detailed actions between them.

4.3.1 Attacker Strategy

For the attacker, at time step $t + 1$, based on S_t , he needs to consider only VM $v \in V$ that can change the target system state at $t + 1$ to attempt. Hence, we denote by $\alpha(S_t)$ the *potential attack target* at time $t + 1$ which represents this set of VMs and consists of two parts as follows:

(1) Target on VM v directly to launch an attack;

(2) Target on another VM v' which with probability to reach v .

Based on the two parts of VMs discussed above, we obtain $\alpha(S_t)$ defined as follows:

$$\alpha(S_t) = \{v \in V | S_t(v) = 0\} \cup \{v' \in V | S_t(v') = 0, p(v', v) > 0\} \quad (2)$$

Since the attacker is rational in our assumption, the attack strategies choose actions based on a quantitative assessment of game payoffs with $\alpha(S_t)$. Intuitively, the value of an attack payoff quantitatively represents what the attacker can obtain by this attack at the time step. The main idea of this strategy is to choose the attack target whose payoff is maximum based on previous system state at each time step. However, due to lack of knowledge about defender action at this time step, the payoff which the attacker calculates is biased based on his unilateral action. This attack strategy generation is illustrated in Algorithm 2.

Algorithm 2 Attack Strategy Generation

Input:
The system state at time step t , S_t ;

Output:
The attacker action at time step $t + 1$, A_{t+1} ;

- 1: Initialize $P^a(v) \leftarrow 0$;
- 2: **for** $S_t(v) = 0, v \in V$ **do**
- 3: Calculate $R^a(v), C^a(v)$;
- 4: **if** $\gamma^t(p(v)R^a(v) - C^a(v)) > P^a(v)$ **then**
- 5: $P^a(v) \leftarrow \gamma^t(p(v)R^a(v) - C^a(v))$;
- 6: Update $v \in P^a(v)$;
- 7: **for** $S_t(v') = 0, v' \in V$ **do**
- 8: Calculate $R^a(v'), C^a(v')$;
- 9: **if** $\gamma^t(p(v', v)R^a(v') - C^a(v')) \leq P^a(v)$ **then**
- 10: Retain $v \in P^a(v)$;
- 11: **else**
- 12: $P^a(v) \leftarrow \gamma^t(p(v', v)R^a(v') - C^a(v'))$;
- 13: Update $v \in P^a(v)$;
- 14: **end if**
- 15: **end for**
- 16: **end if**
- 17: **end for**
- 18: **if** $P^a(v) \leq 0$ **then**
- 19: $A_{t+1} \leftarrow \emptyset$;
- 20: **else**
- 21: $A_{t+1} \leftarrow \{v \in V | S_t(v) = 0, v \in P^a(v)\}$;
- 22: **end if**
- 23: **return** A_{t+1}

4.3.2 Defender Strategy

For the defender, at each time step, since he does not know the true system states, it is crucial for him to reason about possible system states based on his observations before choosing defense actions. As mentioned in the section 4.1, in our game, the defender only knows the initial system state S_0 , where $S_0(v) = 0$ for each $v \in V$. Different from attacker strategy, at each time step, the defender needs to take both his observation and the attacker strategy by his assumption into consideration, which guides his awareness of current system state. Similarly, we denote by $\beta(O_t)$ the *potential defend target* at time $t + 1$ which represents this set of target VMs as follows:

(1) Target on VM v according to defender's observation O_t ;

(2) Target on VM which is not in D_t but will belong to A_{t+1} .

According to contents above, we obtain $\beta(O_t)$ defined as follows:

$$\begin{aligned} \beta(O_t) = & \{v \in V | O_t(v) = 1\} \\ & \cup \{v \in V | O_t(v) = 0 \cap v \notin D_t(v)\} \end{aligned} \quad (3)$$

Algorithm 3 Defend Strategy Generation

Input:
The observation by defender at time step t , O_t ;
The defender action at time step t , D_t ;
The number of VMs, n ;

Output:
The defender action at time step $t + 1$, D_{t+1} ;

- 1: Initialize $P^d(v) \leftarrow 0$;
- 2: **for** $O_t(v) = 1, v \in V$ **do**
- 3: Calculate $R^d(v), C^d(v)$;
- 4: **if** $\gamma^t(\pi(v)R^d(v) - C^d(v)) \leq P^d(v)$ **then**
- 5: Retain $v \in P^d(v)$;
- 6: **else**
- 7: $P^d(v) \leftarrow \gamma^t(\pi(v)R^d(v) - C^d(v))$;
- 8: Update $v \in P^d(v)$;
- 9: **end if**
- 10: **end for**
- 11: **for** $O_t(v) = 0$ and $v \notin D_t(v)$ **do**
- 12: Calculate $R^d(v), C^d(v)$;
- 13: **if** $\gamma^t(\frac{\pi(v)R^d(v)}{n-1} - C^d(v)) \leq P^d(v)$ **then**
- 14: Retain $v \in P^d(v)$;
- 15: **else**
- 16: $P^d(v) \leftarrow \gamma^t(\frac{\pi(v)R^d(v)}{n-1} - C^d(v))$;
- 17: Update $v \in P^d(v)$;
- 18: **end if**
- 19: **end for**
- 20: **if** $P^d(v) \leq 0$ **then**
- 21: $D_{t+1} \leftarrow \emptyset$;
- 22: **else**
- 23: $D_{t+1} \leftarrow \{v \in V \cap v \in P^d(v)\}$;
- 24: **end if**
- 25: **return** D_{t+1}

As a rational defender, before making strategies, he also needs to assess the game payoffs of imminent actions with $\beta(O_t)$. Essentially, the quantitative assessment of the game payoffs for defender represents the level of the strategy to fight against attacker's malicious actions at this time step. The higher the value of the defend payoffs, the safer the protected system will be.

Similar to the attacker, what the defender needs to do is to observe the system state and choose the optimal defend strategy at each time step. However, without knowledge about attack action at each time step, the defender needs to assume attacker's possible action at next time step from his observation at current time step and synthetically generate defend strategy by comparing the payoff function, which is illustrated in Algorithm 3.

5 Cost-Effective Shuffling Method

As discussed above, we give the definition of the game model and describe the game process and game strategies between both players. However, only based on these theories, the game may reach a equilibrium which is indecisive and undesirable for the defender. To make the game more beneficial for the defender and reach the best trade-off between shuffling cost and defense effectiveness, in this section, we propose a cost-effective shuffling method, which consists of threat model and game theory, to adopt different shuffling types under different conditions.

5.1 Shuffling Scenario

To increase the applicability of our shuffling method and expound the details more clearly, we make some assumptions and propose the shuffling scenario as follows.

Given: a set of q users and a group of n VMs with r network segments and u ports of equal resources for m users, where $m \times n = q, r \leq n$

Output: three sequences of matrices $(X_0, X_1, \dots, X_T), (Y_0, Y_1, \dots, Y_T), (Z_0, Z_1, \dots, Z_T)$, where $X_t \in \{0, 1\}^{r \times n}, Y_t \in \{0, 1\}^{u \times n}, Z_t \in \{0, 1\}^{q \times n}, X_t \cup Y_t \cup Z_t = D_t$, such that

$$\sum_{i=1}^n x_{ij}^t \geq 1 \quad j = 1, \dots, r; \quad (4a)$$

$$\sum_{j=1}^r x_{ij}^t = 1 \quad i = 1, \dots, n; \quad (4b)$$

$$\sum_{i=1}^n y_{ij}^t \leq n \quad j = 1, \dots, u; \quad (4c)$$

$$\sum_{i=1}^n z_{ij}^t = 1 \quad j = 1, \dots, q; \quad (4d)$$

$$\sum_{j=1}^q z_{ij}^t = m \quad i = 1, \dots, n; \quad (4e)$$

The matrices X_t represent the IP shuffling decision at time step t , where binary variable x_{ij}^t indicates that whether the i -th VM is assigned to j -th network segment. Hence, Equation 4a states that each network segment owns at least one VM, and Equation 4b ensures that each VM is assigned to only one network segment. Similarly, The matrices Y_t represent the port shuffling decision at time step t , where binary variable y_{ij}^t indicates that whether the i -th VM is assigned to j -th port.

Hence, we can easily get Equation 4c which indicates that at most n VMs share the same port number.

As the VM migration is the third shuffling mechanism, the matrices Z_t denote the overall condition of VM migration at time step t and the binary variable z_{ij}^t represents that whether the j -th user is assigned to i -th VM. Based on Equation 4d and Equation 4e, we can conclude that each user is assigned to only one VM and each VM can only be allowed to serve m users.

5.2 Cost-Effective Shuffling Algorithm

In the following, we first present a cost-effective shuffling algorithm to consider the cost and effective of shuffling. Specifically, in the initial assignment step, q users, r network segments and u ports are randomly assigned to n VMs, whereas the t -th shuffling step iteratively reduces the number of the crashed VMs.

Afterwards, the the system state at time step t represents the assignment of users, network segments, ports in the system and the condition of crashed VMs through state transition function(Algorithm 1), which requires the defender's and attacker's strategies as the input. As discussed in Algorithm 2 and Algorithm 3, the generation of strategies is directly related to the rewards and costs of their actions.

Hence, the defender's rewarding value R_{t+1}^d and cost value C_{t+1}^d at each time step t with state transition function STF represent the effectiveness and cost of a shuffle as follows:

$$\begin{aligned} R_{t+1}^d &= \sum_{S_{t+1}(v)=0} R^d(v) \\ &= \sum_{v \in V} STF(S_t(v) - S_{t+1}(v)) \end{aligned} \quad (5a)$$

$$\begin{aligned} C_{t+1}^d &= \sum_{v \in D_{t+1}} C^d(v) = 1/2 \sum_{v \in D_{t+1}} (w_1 \sum_{j=1}^r |x_{vj}^{t+1} - x_{vj}^t| \\ &\quad + w_2 \sum_{j=1}^u |y_{vj}^{t+1} - y_{vj}^t| + w_3 \sum_{j=1}^q |z_{vj}^{t+1} - z_{vj}^t|) \end{aligned} \quad (5b)$$

Regarding shuffling effectiveness, the rewarding function in Equation 5a includes the reduced number of crashed VMs in a shuffle from time step t to $t+1$. In terms of IP hopping, port hopping and traffic redirection cost in a shuffle, the cost function in Equation 5b represents the number of shuffling network segments, port numbers and VMs, where w_1, w_2, w_3 is different weights assigned by the network operator.

Algorithm 4 Cost-Effective Shuffling Algorithm**Input:**

The state of VMs by defender's observation at time step t , $\{O_t(v_1), O_t(v_2), \dots, O_t(v_n)\}$;
 A binary $r \times n$ -matrix X_t ;
 A binary $u \times n$ -matrix Y_t ;
 A binary $q \times n$ -matrix Z_t ;
 The number of online users in each VM, $\{\eta_t(v_1), \eta_t(v_2), \dots, \eta_t(v_n)\}$;

Output:

A binary $r \times n$ -matrix X_{t+1} ;
 A binary $u \times n$ -matrix Y_{t+1} ;
 A binary $q \times n$ -matrix Z_{t+1} ;
 1: **for** $O_t(v_i) = 1, 1 \leq i \leq n$ **do**
 2: **if** $\eta_t(v_i) = 0$ **then**
 3: Set $x_i^{t+1} = 0, y_i^{t+1} = 0, z_i^{t+1} = 0$;
 4: **else**
 5: **if** $0 < \eta_t(v_i) \leq \lfloor \frac{m}{2} \rfloor$ **then**
 6: Calculate $R^d(v_i), C^d(v_i)$;
 7: Find maximum $\gamma^t(R^d(v_i) - C^d(v_i))$;
 8: Set $x_i^{t+1}, y_i^{t+1}, z_i^{t+1}$;
 9: **else**
 10: Set $z_i^{t+1} = 0$;
 11: Calculate $R^d(v_i), C^d(v_i)$;
 12: Find maximum $\gamma^t(R^d(v_i) - C^d(v_i))$;
 13: Set x_i^{t+1}, y_i^{t+1} ;
 14: **end if**
 15: **end if**
 16: **end for**
 17: **return** all $x_{i,j}^{t+1} \in X_{t+1}, y_{i,j}^{t+1} \in Y_{t+1}, z_{i,j}^{t+1} \in Z_{t+1}$

However, in an actual scenario, not all users are online at the same time and unnecessary shuffling costs are generated during each time step. In order to decrease the extra costs, we denote the number of online users in one VM by η to guide the defender to make his decision in a more cost-effective manner, where $0 \leq \eta \leq m$. Therefore, we name our algorithm CES(cost-effective shuffling). CES(Algorithm 4) aims to significantly reduce the unnecessary cost and find the optimal trade-off between the effectiveness and cost.

6 Evaluations and Results

In this section, we evaluate the cost-effectiveness performance of the proposed CES algorithm against DDoS attacks. First, we describe the simulation settings and compare our CES algorithm with other shuffling algorithm in existence. Then we introduce the experimental settings. Finally, we measure the cost and effectiveness of our proposed CES algorithm in shuffling

scenario with comparisons to non-shuffling strategy and random shuffling strategy.

6.1 Simulation

In the following, we compare the proposed algorithm with RRT^[18] and CSA^[16] to evaluate the effectiveness and cost of shuffling. To find the system state transition probability, we first implement Algorithm 1 and execute it 10000 times with pre-defined parameters (m, n, q, r, u), where $m = 20, n = 50, q = 1000, r = 20, u = 100$. Afterward, we compare the expected value functions of CES with that of RRT and CSA in terms of effectiveness, cost, and payoff. Note that RRT is indifferent to the online users of the VMs and CSA randomly selects half of the users to move in a single shuffle. Hence, in the simulation, the parameter η is not fixed and ranges from 0 to 20.

Fig. 1 and Fig. 2 first compare different algorithms with different time step and different number of average online users in one VM, respectively. In Fig. 1, 1000 users are involved in the shuffling scheme, and the system is able to allocate at most 50 VMs for shuffling. In Fig. 2, there are 0 to 20 online users in one VM at time step 10. Fig. 1 demonstrates that the shuffling approach performs better when the time step increases whereas Fig. 2 manifests that the advantage of the shuffling approach decreases when the number of average online users in one VM increases. Fig. 1a and Fig. 2a present the effectiveness of shuffling, Fig. 1b and Fig. 2b show the cost of shuffling, where the weights of IP hopping, port hopping and migration are set to 0.2, 0.1 and 0.7 here. The simulation results in Fig. 1c and Fig. 2c demonstrate that payoff of CES significantly outperforms those of RRT and CSA, where the discount value γ is set to 0.9 here.

For the effectiveness of shuffling, Fig. 1a and Fig. 2a indicate that more effectiveness is gained when the time step increases, and more users lead to less shuffling effectiveness for the given time step. The effectiveness of shuffling in CES outperforms the one in RRT and CSA due to the following two reasons. First, the system state transition probability of CES fully take the correlation between states into consideration. Second, CES adapt three kinds of shuffling mechanism whereas RRT and CSA only choose a single shuffling method. For the shuffling cost, Fig. 1b and Fig. 2b indicate that the shuffling cost linearly decreases when the time step increases and dramatically increases due to the increase of online users. To consider both the effectiveness

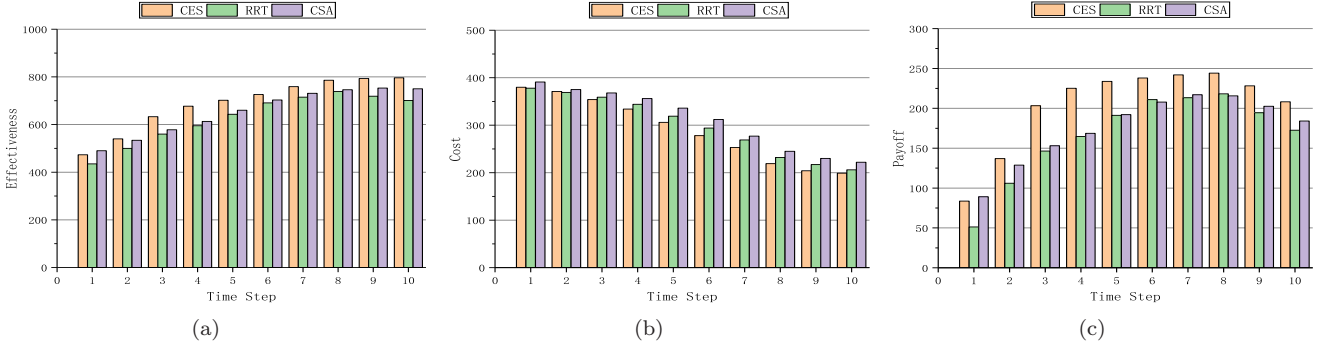


Fig.1. Comparison of CES,RRT and CSA at different time step.(a) Effectiveness for the shuffling, $\eta=20$.(b) Cost for the shuffling, $w_1 = 0.2, w_2 = 0.1, w_3 = 0.7$.(c) Payoff function, $\gamma=0.9$.

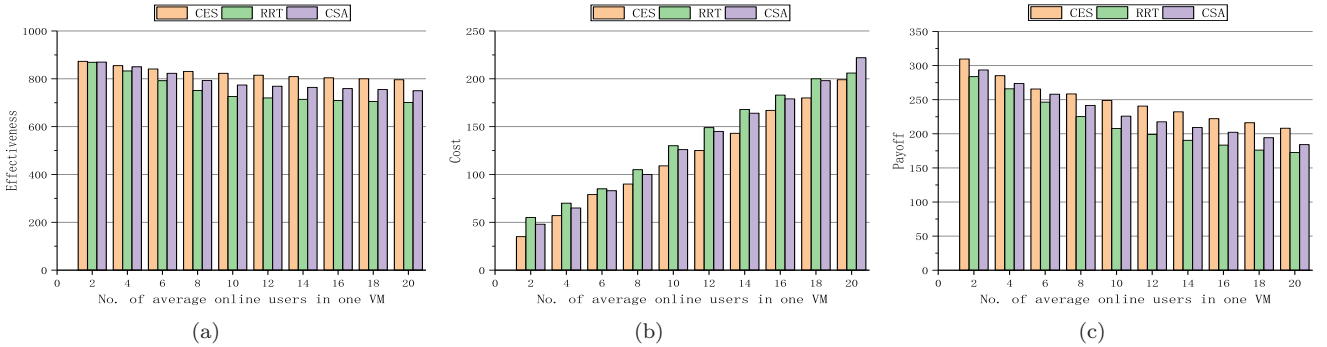


Fig. 2. Comparison of CES,RRT and CSA with different number of average online users in one VM.(a) Effectiveness for the shuffling, $t=10$.(b) Cost for the shuffling, $w_1 = 0.2, w_2 = 0.1, w_3 = 0.7$.(c) Payoff function, $\gamma=0.9$.

and cost, our proposed algorithm still outperforms RRT and CSA in the shuffling payoff, respectively in Fig. 1c and Fig. 2c.

6.2 Experimental Settings

We implement the shuffling scenario in an experimental SDN^[19] network. The network that we use for experimental analysis is composed of 5 Dell PowerEdge R720 servers and a Dell PowerEdge R430 server. Each Dell PowerEdge R720 has 32 GB of RAM, 4 TB hard disk storage and 12 core CPU. Dell PowerEdge R430 has 16 GB RAM, 1 TB disk storage and 4 core CPU.

One single server is employed to construct the control platform, using Opendaylight^[20] based SDN controller and PHP Laravel web framework as front-end. For the virtual network deployment, we utilize Openstack^[21] for compute and network resource provisioning on the other two physical servers. The VMs of physical servers are managed and controlled by SDN controller via Open vSwitch^[22].

In the implementation, we create 50 VMs which are equally allocated to five servers, and each VM is as-

signed for at most 20 users with equal CPU and memory. In addition, the 50 VMs are arranged with different IP and TCP ports, where the attacker overload the VMs through DDoS attack tools.

6.3 Results

First, we implement our CES algorithm and execute the program as an application on the control platform. Then we compare our cost-effective shuffling method with non-shuffling and random shuffling scenario.

6.3.1 Overhead of SDN Controller's CPU Load

To evaluate the processing overhead of SDN controller consumed by the shuffling scenario, we use packets of different lengths to communicate and evaluate the influence to SDN controller's CPU load with comparison to non-shuffling and random shuffling scenarios, which is shown in Fig. 3. The extra CPU load is about 2.1 %-4.8 % comparing to non-shuffling scenario and about 1.2 %-2.2 % comparing to random shuffling scenario. Hence, according to the evaluation results, the extra processing overhead of SND controller is not

heavy, which is in an acceptable security overhead range while the CES is taken to protect communication process against DDoS attack.

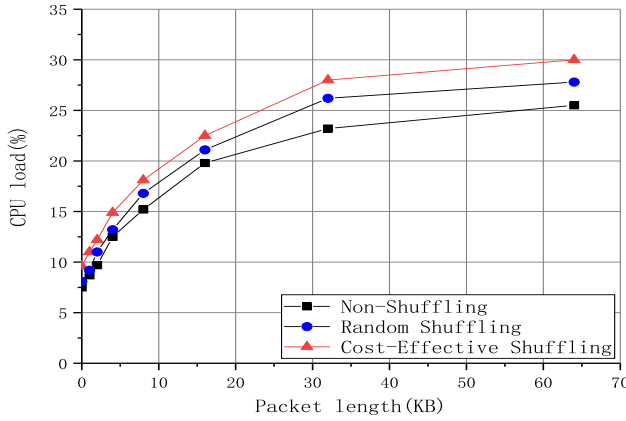


Fig.3. SDN controller CPU load in different shuffling scenarios.

6.3.2 Overhead of the Shuffling Process

To evaluate the overhead of each shuffle consumed by the shuffling scenario, we use the time consumption of strategy generation and shuffling procedure to represent the overhead of the shuffling process, which is shown in Fig. 4. In general, the results indicate that our approach requires 3.82-3.97s in each shuffle, including strategy generation and shuffling procedure, which is acceptable for users to wait for the restart of services. In addition, due to changes of the system state and the expansion of strategies, the time consumption of strategy generation increases when the time step increases. On the contrary, there is a slight decrease on the time consumption of shuffling procedure.

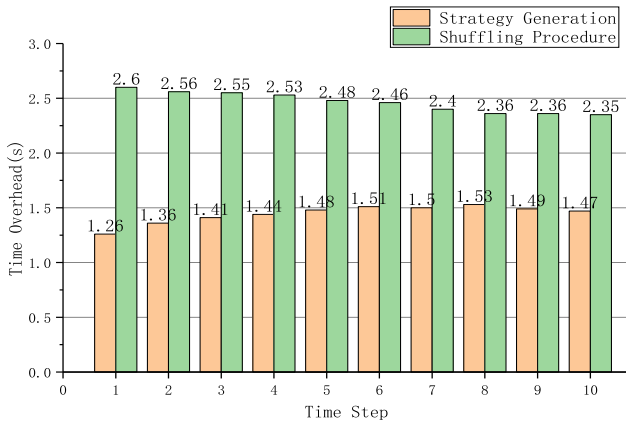


Fig.4. Time consumption of strategy generation and shuffling procedure in each shuffle.

6.3.3 Evaluation of Resisting DDoS Attacks

To evaluate the capability of the cost-effective shuffling scenario to resist DDoS attacks, we construct a typical SYN (synchronize) flood DDoS attack tool using hping3^[23] and carry out DDoS attack to the protected VMs one by one. In this experiment, we also compare our proposed cost-effective shuffling method with non-shuffling and random shuffling respectively. Test result is shown in Fig. 5.

It can be seen from Fig. 5 that when suffering from DDoS attack, the non-shuffling and random shuffling cannot protect the system being attacked, whereas our proposed cost-effective shuffling method can quickly recover the protected system with effective shuffle, and can effectively guarantee the services are available to the online users.

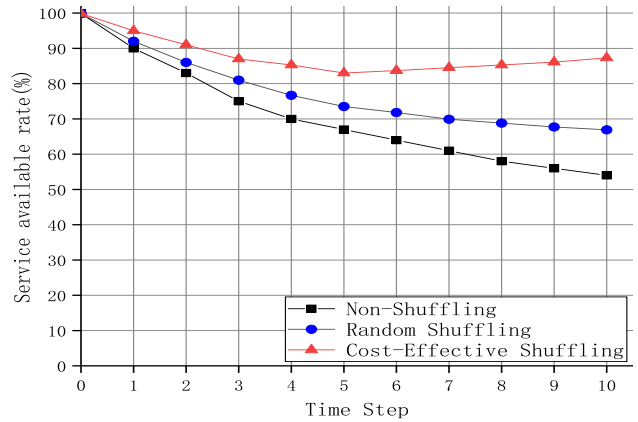


Fig.5. Comparison of service available rate for users in different shuffling scenarios.

7 Conclusions

In this paper, we explore a cost-effective method in the shuffling-based moving target defense scenario against DDoS attacks. We model the interaction between the attacker and defender with Multi-Objective Markov Decision Processes and design the game process with game payoff and strategy. Then, we design a cost-effective shuffling method to find the best trade-off between shuffling cost and defense effectiveness. Simulation results indicate that our proposed CES effectively balances the trade-off between the two objectives, and experiment results manifest that our approach imposes an acceptable shuffling overload and has a good effect on resisting DDoS attacks.

The next step is to introduce other technologies of moving target defense (such as service hopping, path

hopping, etc.) to SDN network proactive defense system. In addition, making full use of the characteristics of game theory, multi-stage game between the attacker and defender will be further studied.

References

- [1] Zhuang R, DeLoach S A, Ou X. Towards a theory of moving target defense. In *Proc. the 1st ACM Workshop on Moving Target Defense*, November 2014, pp.31-40.
- [2] Pal P, Schantz R, Paulos A, et al. Managed execution environment as a moving-target defense infrastructure. *IEEE Security & Privacy*, 2014, 12(2): 51-59.
- [3] Rahman M A, Al-Shaer E, Bobba R B. Moving target defense for hardening the security of the power system state estimation. In *Proc. the 1st ACM Workshop on Moving Target Defense*, November 2014, pp.59-68.
- [4] Taguinod M, Doupé A, Zhao Z, et al. Toward a moving target defense for web applications. In *Proc. 2015 IEEE Int. Conf. Information Reuse and Integration*, August 2015, pp.510-517.
- [5] Gillani F, Al-Shaer E, Lo S, et al. Agile virtualized infrastructure to proactively defend against cyber attacks. In *Proc. 2015 IEEE Int. Conf. Computer Communication*, April 2015, pp.729-737.
- [6] Basam D, Marchany R, Tront J G. Attention: moving target defense networks, how well are you moving? In *Proc. the 12th ACM Int. Conf. Computing Frontiers*, May 2015, pp.54.
- [7] Carroll T E, Crouse M, Fulp E W, et al. Analysis of network address shuffling as a moving target defense. In *Proc. 2014 IEEE Int. Conf. Communications*, June 2014, pp.701-706.
- [8] Crouse M, Prosser B, Fulp E W. Probabilistic performance analysis of moving target and deception reconnaissance defenses. In *Proc. the 2nd ACM Workshop on Moving Target Defense*, October 2015, pp.21-29.
- [9] Zhang H, Lei C, Chang D, et al. Network moving target defense technique based on collaborative mutation. *Computers & Security*, 2017, 70: 51-71.
- [10] Huang Y, Ghosh A K. Introducing diversity and uncertainty to create moving attack surfaces for web services. In *Moving Target Defense*, Jajodia, Sushil, et al.(eds.), Springer, 2011, pp.131-151.
- [11] Kampanakis P, Perros H, Beyene T. SDN-based solutions for Moving Target Defense network protection. In *Proc. the 15th IEEE Int. Symp. World of Wireless, Mobile and Multimedia Networks*, June 2014, pp.1-6.
- [12] Hong J B, Kim D S. Assessing the effective-ness of moving target defenses using security models. *IEEE Trans. Dependable and Secure Computing*, 2017, 64: 16-43.
- [13] Bopche G S, Mehtre B M. Graph similarity metrics for assessing temporal changes in attack surface of dynamic networks. *Computers & Security*, 2017, 70: 51-71.
- [14] Prakash A, Wellman M P. Empirical game-theoretic analysis for moving target defense. In *Proc. the 2nd ACM Workshop on Moving Target Defense*, October 2015, pp.57-65.
- [15] Feng X, Zheng Z, Cansever D, et al. A signaling game model for moving target defense. In *Proc. 2017 IEEE Int. Conf. Computer Communication*, May 2017, pp.1-9.
- [16] Lin Y H, Kuo J J, Yang D N, et al. A cost-effective shuffling-based defense against HTTP DDoS attacks with SDN/NFV. In *Proc. 2017 IEEE Int. Conf. Communications*, May 2017, pp.1-7.
- [17] Roijers D M, Whiteson S. Multi-objective decision making. *Synthesis Lectures on Artificial Intelligence and Machine Learning*, 2017, 11(1): 1-129.
- [18] Wang H, Li F, Chen S. Towards Cost-Effective Moving Target Defense Against DDoS and Covert Channel Attacks. In *Proc. the 3rd ACM Workshop on Moving Target Defense*, October 2016, pp.15-25.
- [19] Yan Q, Yu F R, Gong Q, et al. Software-defined networking (SDN) and distributed denial of service (DDoS) attacks in cloud computing environments: A survey. *IEEE Communications Surveys & Tutorials*, 2016, 18(1): 602-622.
- [20] Medved J, Varga R, Tkacik A, et al. Opendaylight: Towards a model-driven sdn controller architecture. In *Proc. the 15th IEEE Int. Symp. on a World of Wireless, Mobile and Multimedia Networks*, June 2014, pp.1-6.
- [21] Rosado T, Bernardino J. An overview of openstack architecture. In *Proc. the 18th Int. Database Engineering & Applications Symposium*, July 2014, pp.366-367.
- [22] Pfaff B, Pettit J, Koponen T, et al. The design and implementation of open vSwitch. In *Proc. the 12th USENIX Conf. Networked Systems Design and Implementation*, May 2015, pp.117-130.
- [23] RGHanti S, GM Naik G M. Design of System on Chip for Generating SYN Flood Attack to Test the Performance of the Security System. *International Journal of Computer Applications*, 2015, 122(7): 14-17.