

A Theoretical Investigation of Charge Density Wave Instability in CuS_2

Yuxin Yin,^{1,2} Jennifer Coulter,¹ Christopher J. Ciccarino,^{1,3} and Prineha Narang^{1,*}

¹John A. Paulson School of Engineering and Applied Sciences, Harvard University, Cambridge, MA, USA

²Department of Materials, University of Oxford, Oxford, Oxfordshire, UK

³Department of Chemistry and Chemical Biology, Harvard University, Cambridge, MA, USA

(Dated: March 22, 2019)

The existence of a charge density wave (CDW) in transition metal dichalcogenide CuS_2 has remained undetermined since its first experimental synthesis nearly 50 years ago. Despite conflicting experimental literature regarding its low temperature structure, there exists no theoretical study of the phonon properties and lattice stability of this material. By studying the first-principles electronic structure and phonon properties of CuS_2 at various electronic temperatures, we identify temperature-sensitive soft phonon modes which unveil a previously unreported Kohn anomaly at approximately 100K. Variation of the electronic temperature shows the presence of two distinct phases, characterized at low temperature by a $2 \times 2 \times 2$ periodic charge modulation associated with the motion of the S_2 dimers. Investigation of the Fermi surface presents a potential Fermi surface nesting vector related to the location of the Kohn anomaly and observed band splittings in the unfolded bandstructure. The combination of these results suggests a strong possibility of CDW order in CuS_2 . Further study of CuS_2 in monolayer form finds no evidence of a CDW phase, as the identified bulk periodic distortions cannot be realized in 2D. This behavior sets this material apart from other transition metal dichalcogenide materials, which exhibit a charge density wave phase down to the 2D limit. As CDW in TMDC materials is considered to compete with superconductivity, the lack of CDW in monolayer CuS_2 suggests the possibility of enhanced superconductivity relative to other transition metal dichalcogenides. Overall, our work identifies CuS_2 as a previously unrealized candidate to study interplay of superconductivity, CDW order, and dimensionality.

Transition metal dichalcogenides (TMDCs) like Ta, Nb(S,Se)₂ have displayed interesting physics including charge density wave (CDW) formation and low temperature superconductivity.^{1–7} While bulk, layered TMDC structures can host CDW, recent studies have investigated the competition between CDW order and superconductivity,^{7–9} as well as the enhancement of superconducting T_c in monolayer TMDCs in relation to the suppression or lack of CDW order.^{10–15} Despite a lack of a unified understanding of the origins of CDW in TMDCs, thus far, studied examples have displayed similar CDW characteristics down to the 2D limit, possibly limiting T_c enhancement.

Though the superconducting behavior of TMDC CuS_2 is well known,¹⁶ there exists a long-standing debate about the existence of CDW order in this material.^{17,18} Initial studies of bulk susceptibility,^{16,19} nuclear magnetic resonance,^{17,19,20} and specific heat^{17,20} have presented evidence of a second order structural phase transition at 150K, hinting at the formation of a CDW structure. However, a more recent experiment rejected this possibility as a result of a contradictory Hall coefficient measurement,¹⁸ and this stance has been adopted by subsequent studies.

Throughout this experimental debate, theoretical study of CuS_2 has remained extremely limited.^{21–23} Presently, there are no reports of the phonon properties of CuS_2 , which could provide critical insight regarding its structural phases. Theoretical studies of other CDW materials, including NbSe₂,²⁴ TiSe₂,^{25,26} and TaSe₂,²⁷ have successfully captured CDW behavior and related phenomena through analysis of electronic-temperature dependent structural and electronic properties.

In this context, we present *ab initio* calculations of the

electronic and phononic properties of CuS_2 as a function of electronic temperature.^{28,29} We observe that the experimentally reported high-temperature structure¹⁶ exhibits instabilities and a Kohn anomaly in the phonon dispersion for calculations at low electronic temperature. By constructing and stabilizing a superstructure of CuS_2 , we report for the first time the existence of a $2 \times 2 \times 2$ periodic manifestation of this material. We find that the transition to the distorted structure is governed by a twice-periodic displacement of the S_2 dimers of CuS_2 , resulting in a modulation of the charge density of the same periodicity. By evaluating the electronic structure of the low-temperature distorted structure, we observe the appearance of band splittings and identify a potential Fermi surface nesting vector associated with the Kohn anomaly. Subsequently, we investigate monolayer CuS_2 ³⁰ and find no instabilities or any other hints of CDW formation, regardless of electronic temperature, possibly because it cannot host the dimer motions observed in the bulk structural distortion.

Together, our results strongly suggest CDW order in bulk CuS_2 , and by identifying its origins, explain the absence of CDW in the 2D limit. We therefore present it as an exemplary platform to study the competition between superconductivity and CDW order, and in particular, the role dimensionality plays in these effects. We discuss the unique aspects of CDW formation relative to well-known TMDC materials, and further discuss pathways for enhancing superconductivity in both bulk and monolayer CuS_2 .

In textbook 1D systems, the origin of CDW is conventionally analyzed in the Peierls instability picture^{31–33} where the system undergoes a periodic lattice distortion characterized by charge density modulation to form a symmetry-

reduced state. This results in band splittings at the Fermi wavevector (\vec{k}_F) related to a Fermi surface nesting vector $\vec{k}_{\text{nesting}} = 2\vec{k}_F$, which connects multiple points on the Fermi surface and indicates the location of a Kohn anomaly in the phonon dispersion.³⁴ However, in higher dimensional systems, the analogy to the Peierls instability is not as straightforward³⁵ and Fermi surface nesting alone is generally not sufficient for understanding the origin of CDW formation. Other mechanisms include the excitonic insulator instability,^{26,36} Jahn-Teller effects,³⁶ momentum-dependent electron-phonon coupling^{24,35,37} as well as a combination of these mechanisms.

Therefore, to investigate the occurrence of CDW in CuS_2 , we begin by considering its structural stability. We start with the experimental pyrite (Pa3) structure measured at ambient temperatures,^{16,17} with Cu atoms occupying fcc sites of the unit cell, and S_2 dimers centered along cell edges. After structural relaxation, we perform density functional theory (DFT)³⁸ calculations with computational procedures previously introduced.^{39–42} To describe CuS_2 , we selected the ultrasoft RKKJ pseudopotentials^{43,44} parameterized for the PBE exchange-correlation functional.⁴⁵ We also include a Hubbard U parameter (DFT+ U) of $U_{\text{eff}} = 0.5$ eV, as determined from first principles linear response.⁴⁶ This relatively small U_{eff} is consistent with experimental studies which have found weak electronic correlation^{18,23} in CuS_2 , as we find the bands near the Fermi energy are mostly of Sulfur p (as opposed to Copper d) character.

In order to probe temperature-dependent phenomena in CuS_2 , we use the Fermi-Dirac smearing scheme to mimic an electronic temperature. All calculations where the smearing width or electronic temperature is not specified use a 0.001 Hartree smearing (equivalent to an electronic temperature of 315K). Finally, to compare the electronic structure of low- and high-symmetry structures, we apply a band unfolding technique. Here we determine the overlap of the supercell Bloch states with those of the primitive cell using a symmetry-averaged spectral function technique,⁴⁷ as outlined in Ref. 48.

Initial calculations of the phonon dispersion of the experimental, high-temperature structure using low-temperature smearing reveal four soft phonon modes at the R point shown in Fig. 1(a). Upon varying the smearing parameter, we found these soft modes near this wavevector to be strongly sensitive to the electronic temperature, as shown in Fig. 1(b) and (c). We note the appearance of a discontinuity in the phonon dispersion (a Kohn anomaly) located at wavevector $\vec{q} = \vec{R}$ for an electronic temperature corresponding to approximately 100K.

Motivated by past experimental work suggesting the existence of a $2 \times 2 \times 2$ superstructure in CuS_2 at low temperatures,⁴⁹ we sought to resolve the structural instability by using a $2 \times 2 \times 2$ supercell. The predicted phonon dispersion of the constructed supercell (depicted in Fig. 2(a)) reveals four negative phonon modes at an electronic tem-

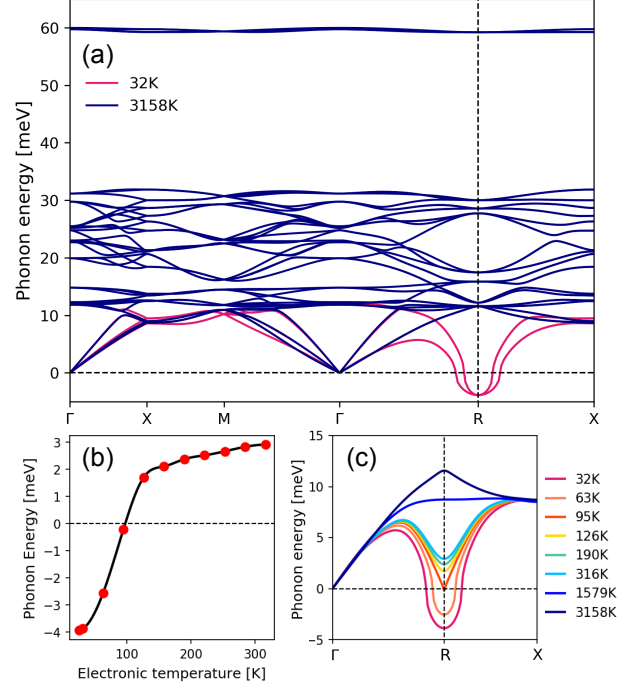


Figure 1. Structural Stability of CuS_2 . The (a) predicted phonon dispersion for the CuS_2 unit cell experimentally established in high temperature measurements¹⁶ when calculated for low and high electronic temperatures along with (b) the lowest phonon frequency as a function of electronic temperature and (c) a close up of the instability showing its temperature dependence and the Kohn anomaly observed near 100K. From these calculations, we uncover a key difference between the low and high temperature structures of CuS_2 which indicates the existence of a structural phase transition.

perature of 32K, consistent with the instabilities observed in the unit cell structure. We note the soft modes observed are at the Γ^* point of the supercell, which is equivalent to R point in the original cell due to the corresponding change in the Brillouin zone of the supercell structure (see Fig. 1 in SI).

We identify the atomic displacements resulting from the four unstable phonon modes and observe each mode corresponds to $2 \times 2 \times 2$ periodic side-ways motions of S_2 dimers, which cannot be captured in the single unit cell. These four modes collectively manifest themselves as an effective motion of the S_2 dimers with a period of $2a$, twice the original unit cell lattice coefficient, as schematically shown in Fig. 2(f).

We perform energy minimization with respect to the ground state energy of the high-symmetry phase as a function of the magnitude of the eigendisplacements of each of these modes (for illustration of the individual modes and energy minimization, see Fig. 2 in SI). By applying this collective distortion to the constructed undistorted superstructure, we obtain a distorted structure with reduced symmetry,

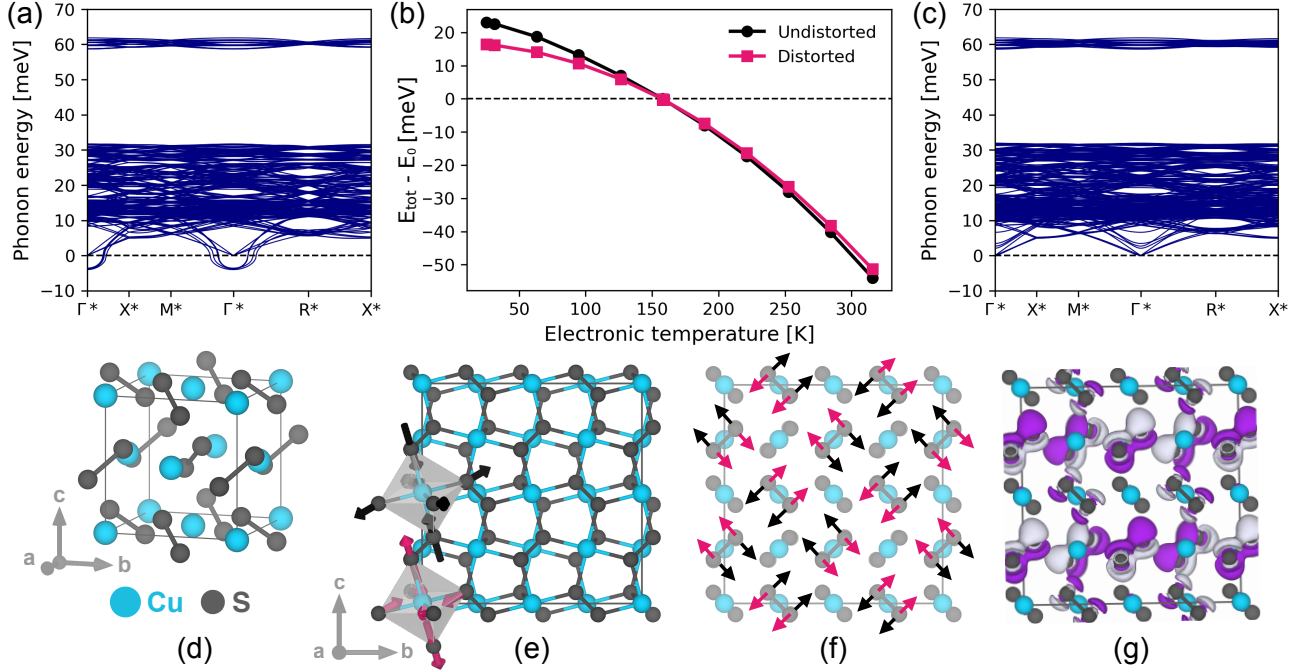


Figure 2. Collective Distortion and the Appearance of CDW Order in CuS_2 . (a) The predicted phonon dispersion for the undistorted superstructure (with * on the band path labeling high symmetry points in the supercell), alongside (b) the ground state energies for the two stabilized structures (relative to the energy of the undistorted structure at 150K) with respect to electronic temperature, showing an energy crossover and indicating a phase transition at 150K, in remarkable agreement with experimental measurements.¹⁷ In (c), we show the phonon dispersion of the distorted superstructure after applying the stabilizing collective mode depicted in (f), which creates the symmetry-reduced distorted structure and corresponding alternating octahedral compression and expansion shown in (e). By taking the difference in charge density between the undistorted and distorted structures, we find the periodic charge density modulation presented in (g), a strong indicator of CDW formation. The realization of this stable distorted superstructure at low electronic temperatures agrees well with early experimental reports,⁴⁹ and suggests the possibility of CDW formation in CuS_2 .

from (Pa3 to P-1) as shown in Fig. 2(e), and predict a stable phonon dispersion at low electronic temperatures (seen in Fig. 2(c)). These collective distortions lead to an alternating expansion and compression of Cu centered octahedra, as shown in Fig. 2(d), which could introduce a crystal field splitting of the d orbital energy levels and may impact electron occupation and charge distribution near the Cu sites. By comparing the undistorted and distorted structures and calculating the difference in their charge densities, we identify a $2a$ periodic modulation of charge density, commensurate with the periodicity of the distorted structure, as shown in Fig. 2(g).

Additionally, we investigate the relative stability of the undistorted and distorted supercells (Fig. 2(b)), and find that as we change electronic temperature of both structures, we see a crossover in the ground state energy at about 150K, a transition that would agree impressively well with experimental results¹⁷ and correspond to what was calculated in Fig. 1(b,c). When relaxed at higher electronic temperature, the distorted structure returns to the undistorted structure, indicating the process can be reversed.

The combination of the observed Kohn anomaly, periodic

lattice distortion, periodic charge density modulation, and temperature-dependent phase crossover are all indicative of the presence of CDW in bulk CuS_2 . Our results therefore capture, for the first time in a theoretical study, a stable low temperature distorted phase of CuS_2 exhibiting strong indicators of CDW ordering.

To understand the electronic origins of the potential CDW phase, we investigate the corresponding changes in the electronic structure. By using a band unfolding technique, we compare the effective band structure of the distorted supercell with that of the undistorted structure, seen in Fig. 3(a). We observe that the distortion results in multiple band splittings and formation of small gaps at multiple points along the band path. The locations of these gaps tend to occur halfway between high symmetry points (e.g., Γ and R , R and X) and slightly above the Fermi energy level, in contrast to gap openings observed at E_F in other CDW materials.^{2,11,50}

We particularly focus on the splitting at approximately 0.2 eV above the Fermi level (Fig. 3(b)), which is centered at a wavevector $\vec{k}^* = \frac{1}{2}\vec{R}$, half that of the vector where the Kohn anomaly was observed in the undistorted structure). We find that this wavevector, when overlaid with the Fermi surface

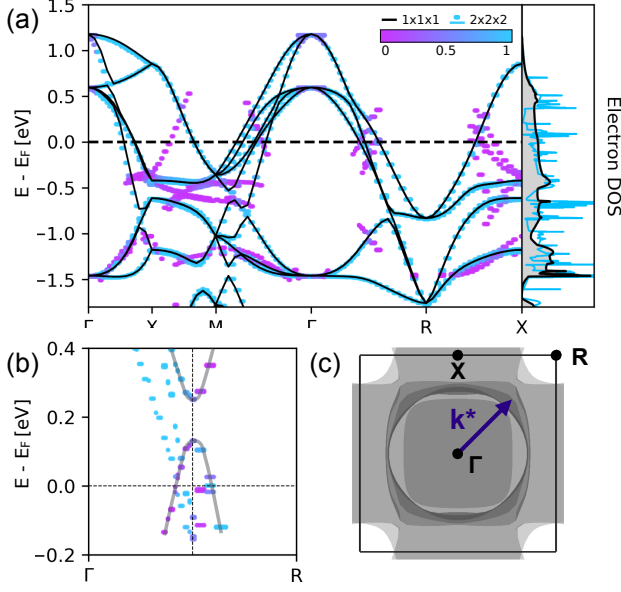


Figure 3. Band Splittings and Fermi Surface Nesting. Panel (a) compares the unfolded bandstructure of the distorted phase ($2 \times 2 \times 2$) with that of the undistorted phase ($1 \times 1 \times 1$) superimposed as black lines. The color for the distorted phase indicates the spectral weight of each point, calculated via band unfolding. Also presented is the the density of states for the distorted structure (blue) and undistorted structure (black/grey). A zoom-in on the unfolded bandstructure in (b) highlights (with grey guidelines) the splitting of the bands between the Γ and R point. (c) The Fermi surface of the undistorted phase, showing \vec{k}^* halfway between Γ and R, which appears to connect a number of locations on the Fermi surface and indicates a link between Fermi surface nesting and CDW in CuS_2 .

shown in Fig. 3(c), points to a saddle point in the surface, and that twice this vector ($2\vec{k}^*$) connects such saddle points diagonally across the Fermi surface. In the conventional 1D model of CDW formation,^{32,33} the Peierls instability results in band gap formation at \vec{k}_F and a Kohn anomaly located at $\vec{k} = 2\vec{k}_F$. This appears to be the case in CuS_2 , indicating that Fermi surface nesting could be responsible for CDW formation in this material, contrary what occurs in NbSe_2 ^{35,51} and TaSe_2 ³⁵ where no effective nesting exists at the CDW wavevector.

Additionally, we find that CuS_2 shows weak electronic correlation⁵² due to the dominance of sulfur p rather than Cu d orbitals at the Fermi level, while the gaps are energetically away from the Fermi level. This suggests a Mott-Hubbard-type metal-insulator transition⁵³ cannot provide a significant contribution to CDW formation. We also note that the splitting of the d orbital energy level as a result of compression and expansion of alternating Cu site octahedral environments, which would account for the change in band-structure approximately 0.5 eV below the Fermi energy level

between the X and M points. This is supported by analyzing the relative contribution of e_g and t_{2g} characteristics to the density of states (see SI Fig. 3). The resulting occupation shifts in the e_g orbitals are due to shifts in d shells, which, because they are energetically positioned below the Fermi level, cannot strongly contribute to the understanding of the observed gaps located slightly above the Fermi energy.

Despite the hints at Fermi surface nesting related CDW and band gap formation in bulk CuS_2 , we note that there are a number of possible mechanisms which could result in a gap opening⁵⁴ and CDW formation, including the Jahn-Teller effect³⁶ and the electron-phonon interaction,^{51,55} which require further study in CuS_2 .

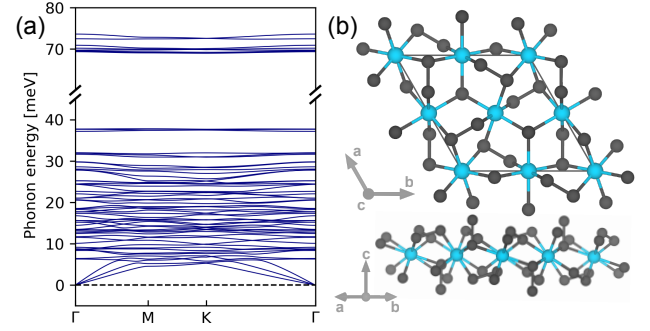


Figure 4. Structural Stability of Monolayer CuS_2 . The predicted phonon dispersion of the monolayer structure in (a) shows no soft modes regardless of electronic temperature. Panel (b) depicts a top down and side perspective of the lattice structure, equivalent to the (111) close-packed plane cut from the original bulk cubic structure. The phonon results indicates an absence of CDW in the monolayer, in accordance with recent experimental observations.³⁰ This absence is consistent with the results of Fig. 2, as the side-ways S_2 motions could not be equivalently realized in the 2D limit.

Beyond our investigation of bulk CuS_2 , we extend our work to include its monolayer, which is formed as a quasi-layered hexagonal structure along the close-packed (111) plane as illustrated in Fig. 4(b). We predict a stable phonon dispersion for this structure, as shown in Fig. 4(a). Neither a Kohn anomaly nor soft phonon modes are observed for the same electronic temperature range, indicating the absence of CDW order in the monolayer limit. This finding agrees with experimental results which saw no CDW signature in thin film CuS_2 on a SrTiO_3 substrate.³⁰

This prediction raises questions as to why CDW order in bulk does not persist to the monolayer, in contrast to other layered TMDC materials.^{24,50,56,57} Understanding the difference between these two structures opens up a new avenue to understand CDW formation in the bulk structure. We note that the monolayer cannot capture the side-ways S_2 dimer motions seen in our calculated bulk distorted superstructure, and as a result, we find the stability of the monolayer supports our finding and predicted origin of the potential CDW behavior in bulk CuS_2 . However, a deeper understanding

of the difference in bulk and monolayer structures prompts further study, particularly in attempts to increase the superconducting critical temperature in monolayer CuS_2 . Therefore, we highlight the importance of this system as an ideal platform to study the coexistence of CDW order and superconductivity.

While the structural phase diagram of CuS_2 has remained a debate for years, we uncover critical information regarding its ability to manifest a CDW structure through theoretical and computational methods. We predict temperature-sensitive soft phonon modes that appear at low electronic temperatures in the experimentally reported structure of CuS_2 , corresponding to a Kohn anomaly at the R point for an electronic temperature of approximately 100K. We then realize the existence of a stable distorted phase with a $2a$ periodic lattice distortion and corresponding charge modulation at low electronic temperature. From this theoretical calculation, we establish a potential CDW transition and predict a crossover between the low and high symmetry structures at approximately 150K, in impressive agreement with what is reported in experiment. To further probe the electronic origins of the newly identified CDW structure, we observe a prominent band splitting near the Fermi energy at a wavevector half that of where the original instability occurred, similar to what is expected in the 1D perspective of CDW formation. Finally, we predict a stable monolayer with no CDW order signatures observed, in agreement with recent experiments, and note the potential difference in available dimer distortions as a possible reason for the lack of CDW in the monolayer.

Through this investigation of the phonon properties and electronic character of CuS_2 , we report strong evidence of CDW in bulk CuS_2 , suggesting Fermi surface nesting as an explanation for its occurrence. Additionally, because CuS_2 lacks strong electronic correlations and simultaneously exhibits superconductivity, we identify this system as a promising platform to study the competition of superconductivity and CDW. In future work, we envision experimental studies of CDW order in bulk CuS_2 (and absence thereof in monolayer) through angle resolved photoemission spectroscopy (ARPES and tr-ARPES), and low temperature scanning transmission electron microscopy (STEM).

ACKNOWLEDGEMENTS

The authors acknowledge funding from the Defense Advanced Research Projects Agency (DARPA) Defense Sciences Office (DSO) Driven and Nonequilibrium Quantum Systems program and the ONR grant on High-Tc Superconductivity at Oxide-Chalcogenide Interfaces (N00014-18-1-2691). This research used resources of the National Energy Research Scientific Computing Center, a DOE Office of Science User Facility supported by the Office of Science of the U.S. Department of Energy under Contract No. DE-AC02-05CH11231, as well as resources at the Research Computing Group at Harvard University. JC recognizes the support of the DOE Computational Science Graduate Fellowship (CSGF) under grant DE-FG02-97ER25308.

* prineha@seas.harvard.edu

- ¹ A. H. Castro Neto, *Physical Review Letters* **86**, 4382 (2001).
- ² K. Rossnagel, *Journal of Physics: Condensed Matter* **23**, 213001 (2011).
- ³ P. Cudazzo, M. Gatti, and A. Rubio, *Physical Review B* **86**, 075121 (2012).
- ⁴ A. J. Frenzel, A. S. McLeod, D. Z.-R. Wang, Y. Liu, W. Lu, G. Ni, A. W. Tsen, Y. Sun, A. N. Pasupathy, and D. N. Basov, *Phys. Rev. B* **97**, 035111 (2018).
- ⁵ D. N. Basov, R. D. Averitt, and D. Hsieh, *Nat. Mater.* **16**, 1077 (2017).
- ⁶ B. Keimer and J. Moore, *Nature Physics* **13**, 1045 (2017).
- ⁷ K. Cho, M. Kończykowski, S. Teknowijoyo, M. A. Tanatar, J. Guss, P. B. Gartin, J. M. Wilde, A. Kreyssig, R. J. McQueeney, A. I. Goldman, V. Mishra, P. J. Hirschfeld, and R. Prozorov, *Nature Communications* **9**, 2796 (2018).
- ⁸ P. Chen, Y.-H. Chan, X.-Y. Fang, Y. Zhang, M. Y. Chou, S.-K. Mo, Z. Hussain, A.-V. Fedorov, and T.-C. Chiang, *Nature Communications* **6**, 8943 (2015).
- ⁹ J. Chang, E. Blackburn, A. T. Holmes, N. B. Christensen, J. Larsen, J. Mesot, R. Liang, D. A. Bonn, W. N. Hardy, A. Watenphul, M. v. Zimmermann, E. M. Forgan, and S. M. Hayden, *Nature Physics* **8**, 871 (2012).
- ¹⁰ R. F. Frindt, *Phys. Rev. Lett.* **28**, 299 (1972).

- ¹¹ Y. Yang, S. Fang, V. Fatemi, J. Ruhman, E. Navarro-Moratalla, K. Watanabe, T. Taniguchi, E. Kaxiras, and P. Jarillo-Herrero, *Physical Review B* **98** (2018), 10.1103/PhysRevB.98.035203.
- ¹² M. J. Wei, W. J. Lu, R. C. Xiao, H. Y. Lv, P. Tong, W. H. Song, and Y. P. Sun, *Physical Review B* **96**, 165404 (2017).
- ¹³ E. Navarro-Moratalla, J. O. Island, S. Mañas-Valero, E. Pinilla-Cienfuegos, A. Castellanos-Gomez, J. Quereda, G. Rubio-Bollinger, L. Chirolli, J. A. Silva-Guillén, N. Agraït, *et al.*, *Nature communications* **7**, 11043 (2016).
- ¹⁴ X. Xi, L. Zhao, Z. Wang, H. Berger, L. Forró, J. Shan, and K. F. Mak, *Nature nanotechnology* **10**, 765 (2015).
- ¹⁵ L. Kang, B. Jin, X. Liu, X. Jia, J. Chen, Z. Ji, W. Xu, P. Wu, S. Mi, A. Pimenov, *et al.*, *Journal of Applied Physics* **109**, 033908 (2011).
- ¹⁶ T. A. Bither, R. J. Bouchard, W. H. Cloud, P. C. Donohue, and W. J. Siemons, *Inorganic Chemistry* **7**, 2208 (1968).
- ¹⁷ G. Krill, P. Panissod, M. F. Lapiere, F. Gautier, C. Robert, and M. N. Eddine, *Journal of Physics C: Solid State Physics* **9**, 1521 (1976).
- ¹⁸ H. Ueda, M. Nohara, K. Kitazawa, H. Takagi, A. Fujimori, T. Mizokawa, and T. Yagi, *Physical Review B* **65** (2002), 10.1103/PhysRevB.65.155104.
- ¹⁹ F. Gautier, G. Krill, P. Panissod, and C. Robert, *Journal of Physics C: Solid State Physics* **7**, L170 (1974).

- 20 M. Kontani, T. Tutui, T. Moriwaka, and T. Mizukoshi, *Physica B: Condensed Matter* **284-288**, 675 (2000).
- 21 D. W. Bullett, *Journal of Physics C: Solid State Physics* **15**, 6163 (1982).
- 22 W. Temmerman, P. Durham, and D. Vaughan, *Physics and Chemistry of Minerals* **20** (1993), 10.1007/BF00208138.
- 23 M. Kakihana, T. D. Matsuda, R. Higashinaka, Y. Aoki, A. Nakamura, D. Aoki, H. Harima, M. Hedo, T. Nakama, and Y. Ōnuki, *Journal of the Physical Society of Japan* **88**, 014702 (2018).
- 24 M. Calandra, I. I. Mazin, and F. Mauri, *Physical Review B* **80** (2009), 10.1103/PhysRevB.80.241108.
- 25 D. L. Duong, M. Burghard, and J. C. Schön, *Physical Review B* **92** (2015), 10.1103/PhysRevB.92.245131.
- 26 R. Bianco, M. Calandra, and F. Mauri, *Physical Review B* **92**, 094107 (2015).
- 27 J.-A. Yan, M. A. D. Cruz, B. Cook, and K. Varga, *Scientific Reports* **5**, 16646 (2015).
- 28 A. M. Brown, R. Sundararaman, P. Narang, W. A. Goddard, and H. A. Atwater, *Phys. Rev. B* **94**, 075120 (2016).
- 29 S. N. Shirodkar, M. Mattheakis, P. Cazeaux, P. Narang, M. Soljačić, and E. Kaxiras, *Phys. Rev. B* **97**, 195435 (2018).
- 30 C. Liu, H. Yang, C.-L. Song, W. Li, K. He, X.-C. Ma, L. Wang, and Q.-K. Xue, *Chinese Physics Letters* **35**, 027303 (2018).
- 31 R. Peierls, *Annalen der Physik* **396**, 121 (1930).
- 32 R. E. Peierls, *Quantum theory of solids* (Clarendon Pr., 1956).
- 33 H. Fröhlich, *Proceedings of the Royal Society of London. Series A. Mathematical and Physical Sciences* **223**, 296 (1954).
- 34 W. Kohn, *Physical Review Letters* **2**, 393 (1959).
- 35 M. D. Johannes and I. I. Mazin, *Physical Review B* **77** (2008), 10.1103/PhysRevB.77.165135.
- 36 M. Porer, U. Leierseder, J.-M. Ménard, H. Dachraoui, L. Mouchliadis, I. E. Perakis, U. Heinzmann, J. Demsar, K. Rossnagel, and R. Huber, *Nature Materials* **13** (2014), 10.1038/nmat4042.
- 37 X. Zhu, Y. Cao, J. Zhang, E. W. Plummer, and J. Guo, *Proceedings of the National Academy of Sciences* **112**, 2367 (2015).
- 38 R. Sundararaman, K. Letchworth-Weaver, K. A. Schwarz, D. Gunceler, O. Yalcin, and T. Arias, *SoftwareX* **6**, 278 (2017).
- 39 C. J. Ciccarino, T. Christensen, R. Sundararaman, and P. Narang, *Nano Letters* (2018), 10.1021/acs.nanolett.8b02300.
- 40 P. Narang, L. Zhao, S. Claybrook, and R. Sundararaman, *Adv. Opt. Mater.* **5**, 1600914 (2017).
- 41 A. M. Brown, R. Sundararaman, P. Narang, W. A. Goddard, and H. A. Atwater, *ACS Nano* **10**, 957 (2016).
- 42 R. Sundararaman, P. Narang, A. S. Jermyn, W. A. Goddard III, and H. A. Atwater, *Nat. Commun.* **5** (2014), 10.1038/ncomms6788.
- 43 A. M. Rappe, K. M. Rabe, E. Kaxiras, and J. D. Joannopoulos, *Physical Review B* **41**, 1227 (1990).
- 44 A. Dal Corso, *Computational Materials Science* **95**, 337 (2014).
- 45 J. P. Perdew, K. Burke, and M. Ernzerhof, *Phys. Rev. Lett.* **77**, 3865 (1996).
- 46 M. Cococcioni and S. de Gironcoli, *Phys. Rev. B* **71**, 035105 (2005).
- 47 X. Tian, D. S. Kim, S. Yang, C. J. Ciccarino, Y. Gong, Y. Yang, Y. Yang, B. Duschatko, Y. Yuan, P. M. Ajayan, J.-C. Idrobo, P. Narang, and J. Miao, *arXiv:1901.00633 [cond-mat]* (2019), arXiv: 1901.00633.
- 48 P. V. C. Medeiros, S. Stafström, and J. Björk, *Physical Review B* **89** (2014), 10.1103/PhysRevB.89.041407.
- 49 G. Vanderschaeve and B. Escaig, *Materials Research Bulletin* **11** (1976), 10.1016/0025-5408(76)90228-2.
- 50 B. Singh, C.-H. Hsu, W.-F. Tsai, V. M. Pereira, and H. Lin, *Physical Review B* **95** (2017), 10.1103/PhysRevB.95.245136, arXiv: 1702.08329.
- 51 F. Weber, S. Rosenkranz, J.-P. Castellan, R. Osborn, R. Hott, R. Heid, K.-P. Bohnen, T. Egami, A. H. Said, and D. Reznik, *Physical Review Letters* **107** (2011), 10.1103/PhysRevLett.107.107403.
- 52 S. Sachdev and A. Georges, *Physical Review B* **52**, 9520 (1995).
- 53 S. Johnston, A. Mukherjee, I. Elfimov, M. Berciu, and G. A. Sawatzky, *Physical Review Letters* **112**, 106404 (2014).
- 54 D. S. Dessau, T. Saitoh, C.-H. Park, Z.-X. Shen, P. Vilella, N. Hamada, Y. Moritomo, and Y. Tokura, *Physical Review Letters* **81** (1998), 10.1103/PhysRevLett.81.192.
- 55 K. Wijayarathne, J. Zhao, C. Malliakas, D. Young Chung, M. G. Kanatzidis, and U. Chatterjee, *Journal of Materials Chemistry C* **5**, 11310 (2017).
- 56 H. Ryu, Y. Chen, H. Kim, H.-Z. Tsai, S. Tang, J. Jiang, F. Liou, S. Kahn, C. Jia, A. A. Omrani, J. H. Shim, Z. Hussain, Z.-X. Shen, K. Kim, B. I. Min, C. Hwang, M. F. Crommie, and S.-K. Mo, *Nano Letters* **18**, 689 (2018).
- 57 D. Sakabe, Z. Liu, K. Suenaga, K. Nakatsugawa, and S. Tanda, *npj Quantum Materials* **2**, 22 (2017).