

SVAG: Unified Convergence Results for SAG-SAGA Interpolation with Stochastic Variance Adjusted Gradient Descent

Martin Morin

Dept. of Automatic Control
Lund University

`martin.morin@control.lth.se`

Pontus Giselsson

Dept. of Automatic Control
Lund University

`pontus.giselsson@control.lth.se`

Abstract

We analyze SVAG, a variance reduced stochastic gradient method with SAG and SAGA as special cases. Our convergence result for SVAG is the first to simultaneously capture both the biased low-variance method SAG and the unbiased high-variance method SAGA. In the case of SAGA, it matches previous upper bounds on the allowed step-size. The SVAG algorithm has a parameter that decides the bias-variance trade-off in the stochastic gradient estimate. We provide numerical examples demonstrating the intuition behind this bias-variance trade-off.

1 Introduction

We consider finite-sum problems on the form

$$\min_{x \in \mathbb{R}^N} \frac{1}{n} \sum_{i=1}^n f_i(x). \quad (1)$$

Problems on this form appear in empirical risk minimization, supervised learning and model fitting, where each function $f_i : \mathbb{R}^N \rightarrow \mathbb{R}$ represents the risk or error associated with a particular sample or data point. The N -dimensional variable x is the model parameter being trained or fitted and the goal is to minimize the risk or error with respect to x .

We will consider the case when all functions f_i are convex, differentiable and have Lipschitz-continuous gradients. Regular gradient descent is well known to converge in this scenario but in modern problems with large amounts of data, the cost of evaluating gradients of all n terms in (1) can be very high. Stochastic gradient methods that only evaluate a subset of ∇f_i at each iteration have for this reason become the methods of choice in this setting. However, plain stochastic gradient descent (SG) is known not to converge in the general case unless the variance of the gradient estimate is forced to zero by a decreasing step-size.

The decreasing step-size of SG leads to slow convergence and a number of *variance reduced* SG methods that converge with fixed step-sizes have been proposed. Two popular and very similar methods are SAG [1, 2] and SAGA [3]. The main difference is that SAG is a lower variance version of SAGA but at the expense of introducing a bias in the estimate of the full gradient. This bias complicates the convergence analysis, which is why the theory of unbiased variance reduced methods like SAGA is more developed [4–6].

Algorithm 1 SVAG

input functions f_i , initial state x^0 and y_i^0 , step-size $\lambda > 0$, innovation weight θ
initialization $k = 0$
repeat
 Sample i uniformly from $\{1, 2, \dots, n\}$
 $x^{k+1} = x^k - \frac{\lambda}{n} [\theta (\nabla f_i(x^k) - y_i^k) + \sum_{j=1}^n y_j^k]$
 $y_i^{k+1} = \nabla f_i(x^k)$
 $y_j^{k+1} = y_j^k$ for all $j \neq i$
until converged

Research on SAG and SAGA include sampling strategy selection and ways reduce the memory requirement [7–10]. The connection between SAG and SAGA in terms of bias-variance trade-off was described in [3]. Examples comparing SAG and SAGA was also provided in [3] but with no clear conclusions drawn regarding the bias-variance trade-off. In this paper we study this trade-off by introducing SVAG, see Algorithm 1.

1.1 Outline

In Section 2 we discuss SAG, SAGA, and SVAG in more detail. We present our convergence result and discuss its specialization to SAG and SAGA. Section 3 contains numerical examples illustrating the effect of the variance adjustment.

The second half of the paper contains the technical details of our analysis, starting with some preliminaries and notation in Section 4. Section 5 contains the key to our proof, a reformulation of the algorithm to a stochastic root-finding algorithm. A formal proof of the main convergence result is given in Section 6.

2 Algorithm and Convergence Theorem

SAG and SAGA both stem from ordinary gradient descent,

$$x^{k+1} = x^k - \frac{\lambda}{n} \sum_{i=1}^n \nabla f_i(x^k).$$

To avoid evaluating the full gradient, they keep an estimate of the full gradient, $\frac{1}{n} \sum_{i=1}^n y_i \approx \frac{1}{n} \sum_{i=1}^n \nabla f_i(x)$, based on previous evaluations of the gradients, $y_i = \nabla f_i(x_i)$. In each iteration, one term of the gradient is sampled and evaluated at the current iterate and the estimate is updated with this information. What differs between the two algorithms is how the next iterate is computed. Both form an innovation term, $\nabla f_i(x) - y_i$, which measures how much the sampled gradient has changed, and takes a step according to

$$x^{k+1} = x^k - \frac{\lambda}{n} \left[\theta (\nabla f_i(x^k) - y_i^k) + \sum_{j=1}^n y_j^k \right],$$

where $\theta = 1$ and $\theta = n$ correspond to SAG and SAGA respectively. We see that SAG simply replaces the old y_i with $\nabla f_i(x^k)$ while SAGA puts more weight on the new information contained in the innovation.

The expected value of the estimated gradient

$$G_i(x, y) := \frac{\theta}{n} (\nabla f_i(x) - y_i) + \frac{1}{n} \sum_{j=1}^n y_j$$

with respect to our sampled index i is

$$\mathbb{E} G_i(x, y) = \frac{\theta}{n^2} \sum_{j=1}^n \nabla f_j(x) + \frac{n - \theta}{n^2} \sum_{j=1}^n y_j.$$

SAGA gives an unbiased estimate of the full gradient while other choices introduce a bias towards the previously sampled gradients $\sum_{j=1}^n y_j$. Although SAG has a biased update, its trace of the covariance, i.e.,

$$\mathbb{E} \|G_i(x, y) - \mathbb{E} G_i(x, y)\|^2 = \frac{\theta^2}{n^2} \mathbb{E} \left\| (\nabla f_i(x) - y_i) - \frac{1}{n} \sum_{j=1}^n (\nabla f_j(x) - y_j) \right\|^2,$$

is much smaller than SAGA's. However, there is no need to restrict θ to these two choices and our proposed SVAG algorithm allows for any θ . By changing θ , we can trade off bias against lower variance in our estimate, creating a *stochastic variance adjusted gradient* descent method.

The advantage of SVAG over SAG and SAGA is that the innovation weight θ can be tuned to the problem data and cost function. If each sampled gradient, $\nabla f_i(x)$, is highly correlated to the true gradient, $\frac{1}{n} \sum_{i=1}^n \nabla f_i(x)$, the innovation will be informative and more weight can be put on it. On the other hand, if individual samples are not well correlated with the true gradient, less innovation weight should be chosen.

2.1 Convergence Theorem

We state our convergence results in Theorem 2.1. For definitions of function properties and a proof of the theorem, see Sections 4 to 6.

Theorem 2.1. *Let x^k and y_i^k be sequences generated by Algorithm 1. If each $f_i : \mathbb{R}^N \rightarrow \mathbb{R}$ is convex and differentiable with L -Lipschitz continuous gradients and the step-size, $\lambda > 0$, and innovation weight, θ , satisfy*

$$\begin{aligned} \frac{1}{L\lambda} &> \frac{(n-\theta)^2}{n} + \frac{1}{n} \sqrt{(n-\theta)^4 + \theta^2(n-\theta)^2} + \frac{\theta}{n} \left(2 - \frac{\theta}{n}\right) \\ &+ \max\left(\frac{\theta}{n} \left(2 - \frac{\theta}{n}\right), 1 - \frac{\theta}{n} \left(2 - \frac{\theta}{n}\right)\right), \end{aligned}$$

then $x^k \rightarrow x^$ and $y_i^k \rightarrow \nabla f_i(x^*)$ almost surely where x^* is a solution to (1), assuming it exists. The gradients converge a.s. according to*

$$\min_{0 \leq j \leq k} \|\nabla f_i(x^j) - \nabla f_i(x^*)\|^2 = \mathcal{O}\left(\frac{1}{k}\right), \quad \min_{0 \leq j \leq k} \|y_i^j - \nabla f_i(x^*)\|^2 = \mathcal{O}\left(\frac{1}{k}\right)$$

for all i .

The theorem assumes nothing on the size or sign of the innovation weight θ . Although this flexibility in the innovation term is interesting, little attention will be given to cases with $\theta < 0$. Intuitively, adding a negatively weighted innovation would be counterproductive.

Under stronger assumptions, SAG and SAGA both achieve a linear convergence rate [2, 3] and we note that also for other choices of θ does SVAG appear to converge linearly. However, we can give no such guarantees.

SAGA: Theorem 2.1 applied to SAGA, $\theta = n$, says that the step-size must satisfy

$$\frac{1}{2L} > \lambda > 0.$$

This is the same as the largest upper bound found in the literature [3, 11]. This bound also has the nice property that it is independent of n which corresponds well to what is observed in practice.

SAG: Assuming $n \geq 4$, Theorem 2.1 applied to SAG, $\theta = 1$, gives the following condition on the step-size

$$\frac{1}{1 + \frac{(n-1)^2}{n} + \frac{(n-1)}{n} \sqrt{(n-1)^2 + 1}} \frac{1}{L} > \lambda > 0.$$

This bound scales roughly as $\frac{1}{n}$ which is worse than what has been presented in [2] which is independent of n .

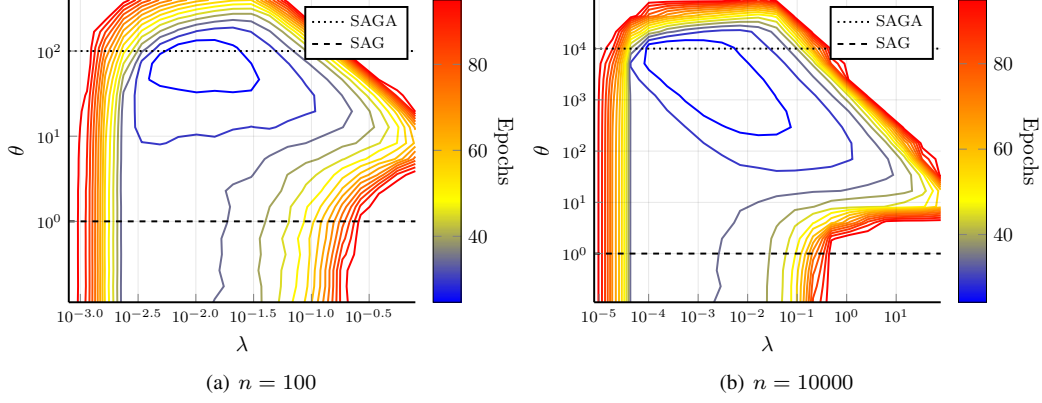


Figure 1: Number of epochs to convergence for Case 1 averaged over 100 trials. Convergence condition $|x^k - x^*|^2 < 10^{-15}$. No experiment was allowed to run for more than 100 epochs. Parameter choices corresponding to SAG and SAGA are marked with a dashed and a dotted line respectively.

3 Numerical Examples

In order to examine the intuition behind the innovation term outlined in Section 2 we consider the simple least squares problem of fitting a linear model x to some problem data a_i and b_i

$$\min_{x \in \mathbb{R}^N} \frac{1}{n} \sum_{i=1}^n (a_i^T x - b_i)^2.$$

To examine how the properties of our data a_i affect the optimal choice of θ we consider two extremes of possible a_i , as well as a mixture of the two. The data for all cases were generated by sampling from a unit normal distribution.

Case 1: a_i are scalars.

Case 2: a_i is an n -dimensional vector with only one non-zero element and orthogonal to all other a_j , i.e. the matrix $A = [a_1, \dots, a_n]^T$ is a square diagonal matrix.

Case 3: a_i is an N -dimensional vector with only one non-zero element with $N \leq n$. The vectors a_i are partitioned into N groups such that each a_i is orthogonal to all a_j from the other groups. Case 3 interpolates between Case 1 and 2 with $N = 1$ and $N = n$ corresponding to Case 1 and Case 2 respectively.

These cases allow us to study the effect of data correlation/dependencies in a controlled manner. In Case 1, all data points a_i lie in the same subspace and one sample should therefore contain useful information about the others. In Case 2, all data points are pairwise orthogonal and it is not possible to use one to infer something about the others. Real datasets are more complex but should contain mixtures similar to Case 3. For instance, in classification problems, samples from the same class should be correlated, Case 1, while samples from different classes should be relatively independent, Case 2.

3.1 Experiments

Parameter sweeps over λ and θ were performed over 20×20 logarithmic grids and the required number of epochs to converge was measured. One epoch is equal to n iterations, i.e., one epoch contains the same number of gradient evaluations as one full gradient step. The initial point x^0 was sampled from a unit normal distribution while $y_i^0 = 0$ for all i .

Looking at only Case 1, it does not appear from Figures 1(a) and 1(b) that the step-size scales any worse with n for SAG than for SAGA, both seem relatively unaffected. The optimal choice of θ also appears to be relatively unaffected by changes in n .

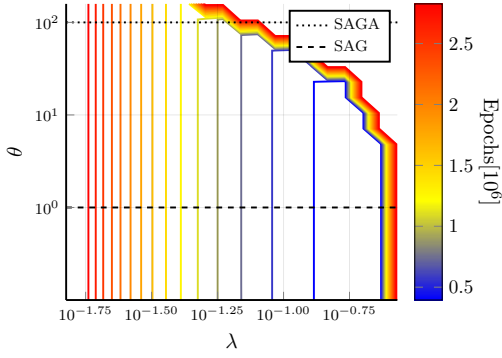


Figure 2: Number of epochs to convergence for Case 2, $n = 100$. No averaging was necessary. Convergence condition $\|x^k - x^*\|^2 < 10^0$. No experiment was allowed to run for more than $3 \cdot 10^6$ epochs.

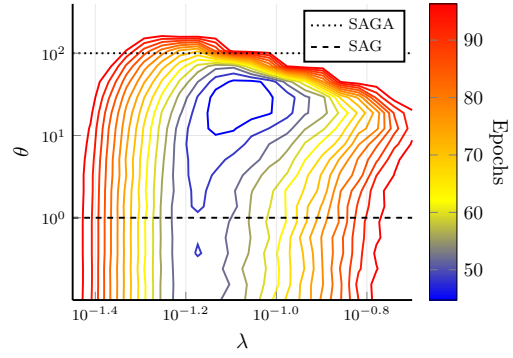


Figure 3: Number of epochs to convergence for Case 3 averaged over 100 trials, $N = 10$ and $n = 100$. Convergence condition $\|x^k - x^*\|^2 < 10^{-15}$. No experiment was allowed to run for more than 100 epochs.

Comparing all three cases, there is a definite problem dependency in the optimal θ , see Figures 1(a), 2 and 3. This is in line with the intuitive explanation behind the innovation weight in Section 2. In the case of highly dependent data (Case 1), it appears that θ should be chosen large while in the case of orthogonal data (Case 2), it should be chosen small. Case 3 appears to be somewhere in between. In fact, Figure 3 appears to be an interpolation of Figures 1(a) and 2. This insight into the affect of data dependencies could serve as a starting point when deciding between SAG, SAGA or other θ .

A few other interesting observations can be made. For instance, Case 2 appears to be almost independent of θ with regards to convergence time. The most important fact is however that not a single θ can be considered optimal in general.

4 Technical Preliminaries

We recall some properties of convex functions and Kronecker products, for more details see [12–14]. A differentiable convex function is called L -smooth if the gradient is L -Lipschitz continuous. Equivalently, an L -smooth differentiable convex function has $\frac{1}{L}$ -cocoercive gradient, i.e., for all x and y

$$\langle \nabla f(x) - \nabla f(y), x - y \rangle \geq \frac{1}{L} \|\nabla f(x) - \nabla f(y)\|^2. \quad (2)$$

If all $f_i : \mathbb{R}^N \rightarrow \mathbb{R}$ are differentiable convex functions, problem (1) is equivalent to finding a point x^* where the gradient is zero, $0 = \sum_{i=1}^n \nabla f_i(x^*)$. Let X^* be the set of all such points,

$$X^* = \{x \mid 0 = \sum_{i=1}^n \nabla f_i(x)\}.$$

The set X^* is closed and convex. The set can be empty but we assume $X^* \neq \emptyset$, i.e. (1) has a solution.

The symbol \otimes denotes the Kronecker product of two matrices. For instance, let A be a 2×2 matrix and B be an arbitrary matrix, the Kronecker product is then

$$A \otimes B = \begin{bmatrix} a_{11} & a_{12} \\ a_{21} & a_{22} \end{bmatrix} \otimes B = \begin{bmatrix} a_{11}B & a_{12}B \\ a_{21}B & a_{22}B \end{bmatrix}.$$

The Kronecker product is linear in both arguments and the following properties hold

$$\begin{aligned} (A \otimes B)^T &= A^T \otimes B^T \\ (A \otimes B)(C \otimes D) &= (AC) \otimes (BD). \end{aligned} \quad (3)$$

In the last property it is assumed that the dimensions are such that the matrix multiplications are well defined. The eigenvalues of $A \otimes B$ are given by

$$\xi_i \mu_j \text{ for all } i \in \{1, \dots, m\}, j \in \{1, \dots, l\} \quad (4)$$

where $\xi_i, i \in \{1, \dots, m\}$, and $\mu_j, j = \{1, \dots, l\}$ are the eigenvalues of A and B respectively.

4.1 Notation

Remember that n is the number of functions in (1) while N is the dimension of the optimization variable. Let z be a concatenated vector with x and y_i stacked. $\mathbf{B}z$ is the operator mapping z to the the gradients $\nabla f_i(x)$ and y_i . With x^* being a solution to (1) we define z^* below.

$$z := \begin{bmatrix} x \\ y_1 \\ \vdots \\ y_n \end{bmatrix}, \mathbf{B}z := \begin{bmatrix} \nabla f_1(x) \\ \vdots \\ \nabla f_n(x) \\ y_1 \\ \vdots \\ y_n \end{bmatrix}, z^* := \begin{bmatrix} x^* \\ \nabla f_1(x^*) \\ \vdots \\ \nabla f_n(x^*) \end{bmatrix}.$$

The set Z^* is the set of all z^* , i.e.,

$$Z^* = \{(x, \nabla f_1(x), \dots, \nabla f_n(x)) \mid 0 = \sum_{i=1}^n \nabla f_i(x)\}. \quad (5)$$

Furthermore, e_i is the vector in \mathbb{R}^n of all zeros except the i :th element which contains a 1. E_i is the $n \times n$ matrix of all zeros except the i :th diagonal element which contains a 1. I is an identity matrix with the size derived from context and $\mathbf{1}$ is the vector in \mathbb{R}^n of all ones. $\|\cdot\|$ denotes the standard 2-norm induced by the inner-product $\langle \cdot, \cdot \rangle$, and $\|\cdot\|_\Sigma^2 = \langle \cdot, \cdot \rangle_\Sigma = \langle \Sigma(\cdot), \cdot \rangle$ is a scaled norm if Σ is positive definite. If Σ is not positive definite the notation is still kept for convenience.

5 Algorithm Reformulation

With these notations, it is straightforward to write the update of x and y_i in Algorithm 1 as the following stochastic root-finding algorithm

$$z^{k+1} = z^k - (U_i \otimes I)\mathbf{B}z^k, \quad (6)$$

where i is sampled uniformly and the matrix U_i is given by

$$U_i := \begin{bmatrix} \frac{\lambda}{n}\theta e_i^T & -\frac{\lambda}{n}\theta e_i^T + \frac{\lambda}{n}\mathbf{1}^T \\ -E_i & E_i \end{bmatrix}.$$

This reformulation has two important properties. The first characterizes the zeros, while the second provides an operator property similar to cocoercivity (2).

Lemma 5.1. *Each z^* in Z^* , see (5), is a zero of each $(U_i \otimes I)\mathbf{B}$, i.e.*

$$\forall z^* \in Z^*, \forall i \in \{1, \dots, n\} : \quad 0 = (U_i \otimes I)\mathbf{B}z^*.$$

Furthermore, the set Z^* is closed and convex.

Lemma 5.2. *For all $z, \hat{z} \in \mathbb{R}^{N \times (n+1)}$ and $\lambda > 0$*

$$\mathbb{E} \langle (U_i \otimes I)(\mathbf{B}z - \mathbf{B}\hat{z}), z - \hat{z} \rangle_{H \otimes I} \geq \|\mathbf{B}z - \mathbf{B}\hat{z}\|_{M \otimes I}^2,$$

where the expected value is taken with respect to the uniformly distributed random variable i and the matrices H and M are defined as

$$H := \begin{bmatrix} 1 & -\frac{\lambda}{n}(n-\theta)\mathbf{1}^T \\ -\frac{\lambda}{n}(n-\theta)\mathbf{1} & \frac{\lambda}{L}I \end{bmatrix}$$

and

$$M := \begin{bmatrix} 2 & -1 \\ -1 & 2 \end{bmatrix} \otimes \frac{1}{2n} \frac{\lambda}{L} I - \begin{bmatrix} 0 & \theta \\ \theta & 2(n-\theta) \end{bmatrix} \otimes \frac{(n-\theta)}{2n^3} \lambda^2 \mathbf{1}\mathbf{1}^T.$$

Proofs are given in Section 6.1.

The idea behind the convergence proof is similar to deterministic root-finding algorithms on the form

$$z^{k+1} = z^k - \lambda R z^k.$$

For the reader unfamiliar with this algorithm see [13, 14]. It is well known that if R is cocoercive – i.e. satisfies (2) with ∇f_i replaced by R – the iterates are Fejér-monotone and will converge to a zero of R if λ is chosen small enough. We use an analogous approach for our reformulated problem and show stochastic Fejér-monotonicity in the norm $\|\cdot\|_H$ with the lemmas detailed above. In the case of SAGA, H is diagonal which greatly simplifies the analysis.

6 Convergence Proof

With the reformulation (6), we are ready to give a formal convergence proof.

Proof of Theorem 2.1. Assume that $H \succ 0$ (which will be proven later), the iterates given by (6) satisfy the following sufficient decrease condition

$$\begin{aligned} \mathbb{E} \|z^{k+1} - z^*\|_{H \otimes I}^2 &= \mathbb{E} \|(z^k - (U_i \otimes I)\mathbf{B}z^k) - (z^* - (U_i \otimes I)\mathbf{B}z^*)\|_{H \otimes I}^2 \\ &= \|z^k - z^*\|_{H \otimes I}^2 + \mathbb{E} \|(U_i \otimes I)(\mathbf{B}z^k - \mathbf{B}z^*)\|_{H \otimes I}^2 \\ &\quad - 2 \mathbb{E} \langle (U_i \otimes I)(\mathbf{B}z^k - \mathbf{B}z^*), z^k - z^* \rangle_{H \otimes I} \\ &\leq \|z^k - z^*\|_{H \otimes I}^2 + \|\mathbf{B}z^k - \mathbf{B}z^*\|_{(\mathbb{E} U_i^T H U_i) \otimes I}^2 - 2 \|\mathbf{B}z^k - \mathbf{B}z^*\|_{M \otimes I}^2 \\ &= \|z^k - z^*\|_{H \otimes I}^2 - \|\mathbf{B}z^k - \mathbf{B}z^*\|_{(2M - \mathbb{E} U_i^T H U_i) \otimes I}^2, \end{aligned}$$

that holds for all $z^* \in Z^*$. The expectation is conditioned on all information up until iteration k . Lemma 5.1 was used in the first equality and Lemma 5.2 was used in the inequality. See (3) for properties regarding the Kronecker products.

If $2M - \mathbb{E} U_i^T H U_i \succ 0$ the last term is non-negative, making the decrease condition an almost super-martingale [15, Theorem 1] and $(z^k)_{k \geq 0}$ is a stochastic Fejér-monotone sequence [16, Proposition 2.3].

For each z^* , almost sure summability of $\|\mathbf{B}z^k - \mathbf{B}z^*\|^2$ and a.s. convergence of $\|z^k - z^*\|^2$ to some non-negative random variable is inferred from the almost super-martingale property [15, Theorem 1]. These two convergence results imply $\mathbf{B}z^k \rightarrow \mathbf{B}z^*$ a.s. and $(z^k)_{k \geq 0}$ is bounded a.s. From a.s. boundedness of $(z^k)_{k \geq 0}$ there a.s. exists a subsequence converging to some

$$\bar{z} = (\bar{x}, \bar{y}_1, \dots, \bar{y}_n).$$

$\mathbf{B}z^k \rightarrow \mathbf{B}z^*$ implies the a.s. convergence of $y_i^k \rightarrow \nabla f_i(x^*)$ for all i and thereby $\bar{y}_i = \nabla f_i(x^*)^1$. Further, it implies $\nabla f_i(x^k) \rightarrow \nabla f_i(x^*)$ which in turn leads to $\nabla f_i(\bar{x}) = \nabla f_i(x^*)^1$ and $\bar{x} \in X^*$

¹Even in the case when x^* isn't unique, the optimal gradients $\nabla f_i(x^*)$ are unique, see Proof of Lemma 5.1

since

$$\begin{aligned} \left\| \frac{1}{n} \sum_{i=1}^n \nabla f_i(\bar{x}) \right\| &\leq \left\| \frac{1}{n} \sum_{i=1}^n \nabla f_i(x^k) - \frac{1}{n} \sum_{i=1}^n \nabla f_i(\bar{x}) \right\| + \left\| \frac{1}{n} \sum_{i=1}^n \nabla f_i(x^k) \right\| \\ &\leq L \|x^k - \bar{x}\| + \left\| \frac{1}{n} \sum_{i=1}^n \nabla f_i(x^k) \right\| \rightarrow 0 \end{aligned}$$

for k in the subsequence. L -Lipschitz continuity of $\frac{1}{n} \sum_{i=1}^n \nabla f_i$ was used together with the subsequence convergence of x^k and $\nabla f_i(x^k)$. This concludes that $\bar{z} \in Z^*$ and applying [16, Proposition 2.3 (iv)] gives convergence of $z^k \rightarrow z^* \in Z^*$.

The a.s. summability of $\|\mathbf{B}z^k - \mathbf{B}z^*\|^2$ implies the a.s. summability of $\|\nabla f_i(x^k) - \nabla f_i(x^*)\|^2$ and $\|y_i^k - \nabla f_i(x^*)\|^2$, yielding the following a.s. convergence rates

$$\min_{0 \leq j \leq k} \|\nabla f_i(x^j) - \nabla f_i(x^*)\|^2 = \mathcal{O}(\frac{1}{k}), \quad \min_{0 \leq j \leq k} \|y_i^j - \nabla f_i(x^*)\|^2 = \mathcal{O}(\frac{1}{k})$$

for all i .

Finally, there always exists a λ such that $2M - \mathbb{E} U_i^T H U_i$ is positive definite. This λ also imply $H \succ 0$, thereby satisfying the first assumption. Straightforward algebra, see Appendix, yields

$$\begin{aligned} 2M - \mathbb{E} U_i^T H U_i &= \frac{\lambda}{n} \left(\begin{bmatrix} 1 & 0 \\ 0 & 1 \end{bmatrix} \otimes \frac{1}{L} I - \begin{bmatrix} 0 & \theta \\ \theta & 2(n-\theta) \end{bmatrix} \otimes \lambda^{\frac{(n-\theta)}{n}} \frac{1}{n} \mathbf{1} \mathbf{1}^T \right. \\ &\quad - \begin{bmatrix} 1 & 0 \\ 0 & 1 \end{bmatrix} \otimes \lambda \frac{\theta}{n} (2 - \frac{\theta}{n}) I + \begin{bmatrix} 0 & 0 \\ 0 & 1 \end{bmatrix} \otimes \lambda \frac{1}{n} \mathbf{1} \mathbf{1}^T \\ &\quad \left. + \begin{bmatrix} 0 & 1 \\ 1 & 0 \end{bmatrix} \otimes \lambda \left(\frac{\theta}{n} (2 - \frac{\theta}{n}) I - \frac{1}{n} \mathbf{1} \mathbf{1}^T \right) \right). \end{aligned}$$

Positive definiteness of this matrix sum is established by ensuring positivity of the sum of the smallest eigenvalues, see (4) for the eigenvalues of a Kronecker product. The resulting condition is

$$\begin{aligned} \frac{1}{L\lambda} &> \frac{(n-\theta)^2}{n} + \frac{1}{n} \sqrt{(n-\theta)^4 + \theta^2(n-\theta)^2} + \frac{\theta}{n} (2 - \frac{\theta}{n}) \\ &\quad + \max \left(\frac{\theta}{n} (2 - \frac{\theta}{n}), 1 - \frac{\theta}{n} (2 - \frac{\theta}{n}) \right). \end{aligned} \tag{7}$$

The LHS is positive since $\lambda > 0$ and $L > 0$ and can be made arbitrarily large by choosing λ small enough.

$H \succ 0$ if and only if the Schur-complements are positive definite. $H \succ 0$ is then equivalent to

$$1 - \frac{L\lambda^2(n-\theta)^2}{n^2\lambda} \mathbf{1}^T \mathbf{1} > 0.$$

Simplification yields

$$1 > \frac{L\lambda}{n} (n-\theta)^2 \quad \Leftrightarrow \quad \frac{1}{L\lambda} > \frac{(n-\theta)^2}{n}$$

which clearly holds if (7) holds. □

Remark. The eigenvalues of each matrix term were considered separately in the condition guaranteeing $2M - \mathbb{E} U_i^T H U_i \succ 0$ for simplicity. The division into terms was chosen such that the eigenvalue computation is tight in the case of SAGA. Other than that, the only inequality used in the proof was the application of Lemma 5.2.

Remark. Regularized and non-smooth version of (1) of the form

$$\min_{x \in \mathbb{R}^N} g(x) + \frac{1}{n} \sum_{i=1}^n f_i(x)$$

are often used, where $g : \mathbb{R}^N \rightarrow \mathbb{R}$ is a proper closed convex, not necessarily differentiable, function. In [11], a *coherent*[11, Equation (1.5)] operator, $R = \frac{1}{n} \sum_{i=1}^n R_i$, is derived whose zeros solve the regularized non-smooth problem, see [11, *LinSAGA*]. In our analysis this coherence condition can take the place of cocoercivity of gradients (2), making it possible to replace our gradients with these R_i . If this approach is more effective than the standard prox-SAG/SAGA methods is yet to be found.

6.1 Proof of Lemmas

Proof of Lemma 5.1. The zero statement, $0 = (U_i \otimes I)\mathbf{B}z^*$, is trivially true. For closedness and convexity of Z^* it is first proven that $\nabla f_i(x^*)$ is unique. Taking $x, y \in X^*$, which implies $\sum_{i=1}^n \nabla f_i(x) = \sum_{i=1}^n \nabla f_i(y) = 0$, and using cocoercivity (2) of each ∇f_i gives

$$\begin{aligned} 0 &= \langle \sum_{i=1}^n \nabla f_i(x) - \sum_{i=1}^n \nabla f_i(y), x - y \rangle \\ &= \sum_{i=1}^n \langle \nabla f_i(x) - \nabla f_i(y), x - y \rangle \\ &\geq \sum_{i=1}^n \frac{1}{L} \|\nabla f_i(x) - \nabla f_i(y)\|^2 \geq 0. \end{aligned}$$

That is $\nabla f_i(x) = \nabla f_i(y)$. The set Z^* is a Cartesian product of X^* and the points $\nabla f_i(x^*)$, all of which are closed convex sets. \square

Proof of Lemma 5.2. First note that

$$\mathbb{E} \langle (U_i \otimes I)(\mathbf{B}z - \mathbf{B}\hat{z}), z - \hat{z} \rangle_{H \otimes I} = \langle (H \mathbb{E} U_i \otimes I)(\mathbf{B}z - \mathbf{B}\hat{z}), z - \hat{z} \rangle.$$

The matrix $H \mathbb{E} U_i$ is given by

$$H \mathbb{E} U_i = \begin{bmatrix} \frac{\lambda}{n} \mathbf{1}^T & 0 \\ a & b \end{bmatrix},$$

where

$$\begin{aligned} a &= -\lambda^2 \frac{\theta(n-\theta)}{n^3} \mathbf{1}\mathbf{1}^T - \frac{\lambda}{nL} I \\ b &= -\lambda^2 \frac{(n-\theta)^2}{n^3} \mathbf{1}\mathbf{1}^T + \frac{\lambda}{nL} I. \end{aligned}$$

For details, see Appendix. Using $\frac{1}{L}$ -cocoercivity of each ∇f_i then gives

$$\begin{aligned} \langle (H \mathbb{E} U_i \otimes I)(\mathbf{B}z - \mathbf{B}\hat{z}), z - \hat{z} \rangle &= \left\langle \left(\begin{bmatrix} \frac{\lambda}{n} \mathbf{1}^T & 0 \\ a & b \end{bmatrix} \otimes I \right) (\mathbf{B}z - \mathbf{B}\hat{z}), z - \hat{z} \right\rangle \\ &\geq \left\langle \left(\begin{bmatrix} \frac{\lambda}{nL} I & 0 \\ a & b \end{bmatrix} \otimes I \right) (\mathbf{B}z - \mathbf{B}\hat{z}), \mathbf{B}z - \mathbf{B}\hat{z} \right\rangle \\ &= \|\mathbf{B}z - \mathbf{B}\hat{z}\|^2 \begin{bmatrix} \frac{\lambda}{nL} I & \frac{1}{2}a \\ \frac{1}{2}a & b \end{bmatrix} \otimes I \\ &= \|\mathbf{B}z - \mathbf{B}\hat{z}\|_{M \otimes I}^2. \end{aligned}$$

\square

This completes the proof.

7 Conclusion and Future Work

We have presented SVAG, a variance reduced stochastic gradient method with SAG and SAGA as special cases. We analyzed SVAG under convexity and smoothness assumptions on the objective function and proved convergence. This is the first proof to capture SAG and SAGA simultaneously. We verified with numerical examples the intuition behind the introduced innovation weight and how it can affect convergence. Interesting directions of future work are to establish linear convergence rates and simple ways to choose the innovation weight.

References

- [1] N. Le Roux, M. Schmidt, and F. Bach, “A Stochastic Gradient Method with an Exponential Convergence Rate for Finite Training Sets,” in *Advances in Neural Information Processing Systems* 25. Curran Associates, Inc., 2012.
- [2] M. Schmidt, N. Le Roux, and F. Bach, “Minimizing finite sums with the stochastic average gradient,” *Mathematical Programming*, vol. 162, pp. 83–112, 2017.
- [3] A. Defazio, F. Bach, and S. Lacoste-Julien, “SAGA: A Fast Incremental Gradient Method With Support for Non-Strongly Convex Composite Objectives,” in *Advances in Neural Information Processing Systems* 27. Curran Associates, Inc., 2014, pp. 1646–1654.
- [4] R. Johnson and T. Zhang, “Accelerating Stochastic Gradient Descent using Predictive Variance Reduction,” in *Advances in Neural Information Processing Systems* 26. Curran Associates, Inc., 2013, pp. 315–323.
- [5] L. Xiao and T. Zhang, “A Proximal Stochastic Gradient Method with Progressive Variance Reduction,” *SIAM Journal on Optimization*, vol. 24, no. 4, pp. 2057–2075, Jan. 2014.
- [6] J. Konečný and P. Richtárik, “Semi-Stochastic Gradient Descent Methods,” *Frontiers in Applied Mathematics and Statistics*, vol. 3, 2017.
- [7] T. Hofmann, A. Lucchi, S. Lacoste-Julien, and B. McWilliams, “Variance Reduced Stochastic Gradient Descent with Neighbors,” in *Advances in Neural Information Processing Systems* 28. Curran Associates, Inc., 2015, pp. 2305–2313.
- [8] M. Schmidt, R. Babanezhad, M. Ahmed, A. Defazio, A. Clifton, and A. Sarkar, “Non-Uniform Stochastic Average Gradient Method for Training Conditional Random Fields,” in *Artificial Intelligence and Statistics*, Feb. 2015, pp. 819–828.
- [9] R. M. Gower, P. Richtárik, and F. Bach, “Stochastic Quasi-Gradient Methods: Variance Reduction via Jacobian Sketching,” *arXiv:1805.02632 [math]*, 2018. [Online]. Available: <http://arxiv.org/abs/1805.02632>
- [10] X. Qian, Z. Qu, and P. Richtárik, “SAGA with Arbitrary Sampling,” *arXiv:1901.08669 [cs, math, stat]*, 2019, arXiv: 1901.08669. [Online]. Available: <http://arxiv.org/abs/1901.08669>
- [11] D. Davis, “SMART: The Stochastic Monotone Aggregated Root-Finding Algorithm,” *arXiv:1601.00698 [math]*, 2016. [Online]. Available: <http://arxiv.org/abs/1601.00698>
- [12] Y. Nesterov, *Introductory Lectures on Convex Optimization: A Basic Course*, ser. Applied Optimization. Springer US, 2004.
- [13] E. K. Ryu and S. Boyd, “Primer on monotone operator methods,” *Appl. Comput. Math*, vol. 15, no. 1, pp. 3–43, 2016.

- [14] H. H. Bauschke and P. L. Combettes, *Convex Analysis and Monotone Operator Theory in Hilbert Spaces*, 2nd ed., ser. CMS Books in Mathematics. Springer International Publishing, 2017.
- [15] H. Robbins and D. Siegmund, “A convergence theorem for non negative almost supermartingales and some applications,” in *Optimizing methods in statistics*. Elsevier, 1971, pp. 233–257.
- [16] P. L. Combettes and J.-C. Pesquet, “Stochastic Quasi-Fejér Block-Coordinate Fixed Point Iterations with Random Sweeping,” *SIAM Journal on Optimization*, no. 2, 2015.

A Matrix Identities

A.1 $\mathbb{E} U_i$

$$\mathbb{E} U_i = \frac{1}{n} \sum_{i=1}^n \begin{bmatrix} \frac{\lambda}{n} \theta e_i^T & -\frac{\lambda}{n} \theta e_i^T + \frac{\lambda}{n} \mathbf{1}^T \\ -E_i & E_i \end{bmatrix} = \frac{1}{n} \begin{bmatrix} \frac{\lambda}{n} \theta \mathbf{1}^T & \frac{\lambda}{n} (n - \theta) \mathbf{1}^T \\ -I & I \end{bmatrix}$$

A.2 $H \mathbb{E} U_i$

$$\begin{aligned} H \mathbb{E} U_i &= \frac{1}{n} \begin{bmatrix} 1 & -\frac{\lambda}{n} (n - \theta) \mathbf{1}^T \\ -\frac{\lambda}{n} (n - \theta) \mathbf{1} & \frac{\lambda}{L} I \end{bmatrix} \begin{bmatrix} \frac{\lambda}{n} \theta \mathbf{1}^T & \frac{\lambda}{n} (n - \theta) \mathbf{1}^T \\ -I & I \end{bmatrix} \\ &= \begin{bmatrix} \frac{\lambda}{n} \mathbf{1}^T & 0 \\ -\lambda^2 \frac{\theta(n-\theta)}{n^3} \mathbf{1} \mathbf{1}^T - \frac{\lambda}{nL} I & -\lambda^2 \frac{(n-\theta)^2}{n^3} \mathbf{1} \mathbf{1}^T + \frac{\lambda}{nL} I \end{bmatrix} \end{aligned}$$

A.3 $\mathbb{E} U_i^T H U_i$

First note that U_i can be written as

$$U_i = \begin{bmatrix} \frac{\lambda}{n} \theta e_i^T & -\frac{\lambda}{n} \theta e_i^T + \frac{\lambda}{n} \mathbf{1}^T \\ -E_i & E_i \end{bmatrix} = \begin{bmatrix} e_i^T & 0 \\ 0 & E_i \end{bmatrix} \begin{bmatrix} \frac{\lambda}{n} \theta I & -\frac{\lambda}{n} \theta I \\ -I & I \end{bmatrix} + \begin{bmatrix} 0 & \frac{\lambda}{n} \mathbf{1}^T \\ 0 & 0 \end{bmatrix},$$

which gives

$$\begin{aligned} &U_i^T H U_i \\ &= \left(\begin{bmatrix} \frac{\lambda}{n} \theta I & -I \\ -\frac{\lambda}{n} \theta I & I \end{bmatrix} \begin{bmatrix} e_i & 0 \\ 0 & E_i \end{bmatrix} + \begin{bmatrix} 0 & 0 \\ \frac{\lambda}{n} \mathbf{1} & 0 \end{bmatrix} \right) H \left(\begin{bmatrix} e_i^T & 0 \\ 0 & E_i \end{bmatrix} \begin{bmatrix} \frac{\lambda}{n} \theta I & -\frac{\lambda}{n} \theta I \\ -I & I \end{bmatrix} + \begin{bmatrix} 0 & \frac{\lambda}{n} \mathbf{1}^T \\ 0 & 0 \end{bmatrix} \right). \end{aligned}$$

Expand the square and consider each term separately.

$$\begin{aligned} \begin{bmatrix} 0 & 0 \\ \frac{\lambda}{n} \mathbf{1} & 0 \end{bmatrix} H \begin{bmatrix} 0 & \frac{\lambda}{n} \mathbf{1}^T \\ 0 & 0 \end{bmatrix} &= \begin{bmatrix} 0 & 0 \\ \frac{\lambda}{n} \mathbf{1} & 0 \end{bmatrix} \begin{bmatrix} 1 & -\frac{\lambda}{n} (n - \theta) \mathbf{1}^T \\ -\frac{\lambda}{n} (n - \theta) \mathbf{1} & \frac{\lambda}{L} I \end{bmatrix} \begin{bmatrix} 0 & \frac{\lambda}{n} \mathbf{1}^T \\ 0 & 0 \end{bmatrix} \\ &= \begin{bmatrix} 0 & 0 \\ \frac{\lambda}{n} \mathbf{1} & -\frac{\lambda^2}{n^2} (n - \theta) \mathbf{1} \mathbf{1}^T \end{bmatrix} \begin{bmatrix} 0 & \frac{\lambda}{n} \mathbf{1}^T \\ 0 & 0 \end{bmatrix} \\ &= \begin{bmatrix} 0 & 0 \\ 0 & \frac{\lambda^2}{n^2} \mathbf{1} \mathbf{1}^T \end{bmatrix} \end{aligned}$$

$$\begin{aligned} \begin{bmatrix} 0 & 0 \\ \frac{\lambda}{n} \mathbf{1} & 0 \end{bmatrix} H \begin{bmatrix} e_i^T & 0 \\ 0 & E_i \end{bmatrix} \begin{bmatrix} \frac{\lambda}{n} \theta I & -\frac{\lambda}{n} \theta I \\ -I & I \end{bmatrix} \\ &= \begin{bmatrix} 0 & 0 \\ \frac{\lambda}{n} \mathbf{1} & 0 \end{bmatrix} \begin{bmatrix} 1 & -\frac{\lambda}{n} (n - \theta) \mathbf{1}^T \\ -\frac{\lambda}{n} (n - \theta) \mathbf{1} & \frac{\lambda}{L} I \end{bmatrix} \begin{bmatrix} e_i^T & 0 \\ 0 & E_i \end{bmatrix} \begin{bmatrix} \frac{\lambda}{n} \theta I & -\frac{\lambda}{n} \theta I \\ -I & I \end{bmatrix} \\ &= \begin{bmatrix} 0 & 0 \\ \frac{\lambda}{n} \mathbf{1} & -\frac{\lambda^2}{n^2} (n - \theta) \mathbf{1} \mathbf{1}^T \end{bmatrix} \begin{bmatrix} e_i^T & 0 \\ 0 & E_i \end{bmatrix} \begin{bmatrix} \frac{\lambda}{n} \theta I & -\frac{\lambda}{n} \theta I \\ -I & I \end{bmatrix} \\ &= \begin{bmatrix} 0 & 0 \\ \frac{\lambda}{n} \mathbf{1} e_i^T & -\frac{\lambda^2}{n^2} (n - \theta) \mathbf{1} e_i^T \end{bmatrix} \begin{bmatrix} \frac{\lambda}{n} \theta I & -\frac{\lambda}{n} \theta I \\ -I & I \end{bmatrix} \\ &= \begin{bmatrix} 0 & 0 \\ \frac{\lambda^2}{n} \mathbf{1} e_i^T & -\frac{\lambda^2}{n} \mathbf{1} e_i^T \end{bmatrix} \end{aligned}$$

$$\begin{aligned}
& \begin{bmatrix} \frac{\lambda}{n}\theta I & -I \\ -\frac{\lambda}{n}\theta I & I \end{bmatrix} \begin{bmatrix} e_i & 0 \\ 0 & E_i \end{bmatrix} H \begin{bmatrix} e_i^T & 0 \\ 0 & E_i \end{bmatrix} \begin{bmatrix} \frac{\lambda}{n}\theta I & -\frac{\lambda}{n}\theta I \\ -I & I \end{bmatrix} \\
&= \begin{bmatrix} \frac{\lambda}{n}\theta I & -I \\ -\frac{\lambda}{n}\theta I & I \end{bmatrix} \begin{bmatrix} e_i & 0 \\ 0 & E_i \end{bmatrix} \begin{bmatrix} 1 & -\frac{\lambda}{n}(n-\theta)\mathbf{1}^T \\ -\frac{\lambda}{n}(n-\theta)\mathbf{1} & \frac{\lambda}{L}I \end{bmatrix} \begin{bmatrix} e_i^T & 0 \\ 0 & E_i \end{bmatrix} \begin{bmatrix} \frac{\lambda}{n}\theta I & -\frac{\lambda}{n}\theta I \\ -I & I \end{bmatrix} \\
&= \begin{bmatrix} \frac{\lambda}{n}\theta I & -I \\ -\frac{\lambda}{n}\theta I & I \end{bmatrix} \begin{bmatrix} e_i & 0 \\ 0 & E_i \end{bmatrix} \begin{bmatrix} e_i^T & -\frac{\lambda}{n}(n-\theta)e_i^T \\ -\frac{\lambda}{n}(n-\theta)\mathbf{1}e_i^T & \frac{\lambda}{L}E_i \end{bmatrix} \begin{bmatrix} \frac{\lambda}{n}\theta I & -\frac{\lambda}{n}\theta I \\ -I & I \end{bmatrix} \\
&= \begin{bmatrix} \frac{\lambda}{n}\theta I & -I \\ -\frac{\lambda}{n}\theta I & I \end{bmatrix} \begin{bmatrix} E_i & -\frac{\lambda}{n}(n-\theta)E_i \\ -\frac{\lambda}{n}(n-\theta)E_i & \frac{\lambda}{L}E_i \end{bmatrix} \begin{bmatrix} \frac{\lambda}{n}\theta I & -\frac{\lambda}{n}\theta I \\ -I & I \end{bmatrix} \\
&= \begin{bmatrix} \frac{\lambda}{n}\theta I & -I \\ -\frac{\lambda}{n}\theta I & I \end{bmatrix} \begin{bmatrix} \lambda E_i & -\lambda E_i \\ -(\frac{\lambda^2}{n^2}\theta(n-\theta) + \frac{\lambda}{L})E_i & (\frac{\lambda^2}{n^2}\theta(n-\theta) + \frac{\lambda}{L})E_i \end{bmatrix} \\
&= \begin{bmatrix} (\frac{\lambda^2}{n}\theta + \frac{\lambda^2}{n^2}\theta(n-\theta) + \frac{\lambda}{L})E_i & -(\frac{\lambda^2}{n}\theta + \frac{\lambda^2}{n^2}\theta(n-\theta) + \frac{\lambda}{L})E_i \\ -(\frac{\lambda^2}{n}\theta + \frac{\lambda^2}{n^2}\theta(n-\theta) + \frac{\lambda}{L})E_i & (\frac{\lambda^2}{n}\theta + \frac{\lambda^2}{n^2}\theta(n-\theta) + \frac{\lambda}{L})E_i \end{bmatrix} \\
&= \begin{bmatrix} 1 & -1 \\ -1 & 1 \end{bmatrix} \otimes \frac{\lambda^2}{n}\theta(2 - \frac{\theta}{n})E_i + \begin{bmatrix} 1 & -1 \\ -1 & 1 \end{bmatrix} \otimes \frac{\lambda}{L}E_i
\end{aligned}$$

This results in

$$\begin{aligned}
U_i^T H U_i &= \begin{bmatrix} 1 & -1 \\ -1 & 1 \end{bmatrix} \otimes \frac{\lambda^2}{n}\theta(2 - \frac{\theta}{n})E_i + \begin{bmatrix} 1 & -1 \\ -1 & 1 \end{bmatrix} \otimes \frac{\lambda}{L}E_i \\
&\quad + \begin{bmatrix} 0 & 0 \\ 0 & \frac{\lambda^2}{n^2}\mathbf{1}\mathbf{1}^T \end{bmatrix} + \frac{\lambda^2}{n} \begin{bmatrix} 0 & e_i\mathbf{1}^T \\ \mathbf{1}e_i^T & -\mathbf{1}e_i^T - e_i\mathbf{1}^T \end{bmatrix}
\end{aligned}$$

and

$$\mathbb{E} U_i^T H U_i = \begin{bmatrix} 1 & -1 \\ -1 & 1 \end{bmatrix} \otimes \frac{\lambda^2}{n^2}\theta(2 - \frac{\theta}{n})I + \begin{bmatrix} 1 & -1 \\ -1 & 1 \end{bmatrix} \otimes \frac{\lambda}{nL}I + \begin{bmatrix} 0 & 1 \\ 1 & -1 \end{bmatrix} \otimes \frac{\lambda^2}{n^2}\mathbf{1}\mathbf{1}^T.$$

A.4 $2M - \mathbb{E} U_i^T H U_i$

$$\begin{aligned}
& 2M - \mathbb{E} U_i^T H U_i \\
&= \begin{bmatrix} 0 & -\theta(n-\theta) \\ -\theta(n-\theta) & -2(n-\theta)^2 \end{bmatrix} \otimes \frac{1}{n^3} \lambda^2 \mathbf{1}\mathbf{1}^T + \begin{bmatrix} 2 & -1 \\ -1 & 2 \end{bmatrix} \otimes \frac{\lambda}{nL} I \\
&\quad - \begin{bmatrix} 1 & -1 \\ -1 & 1 \end{bmatrix} \otimes \frac{\lambda^2}{n^2} \theta \left(2 - \frac{\theta}{n}\right) I - \begin{bmatrix} 1 & -1 \\ -1 & 1 \end{bmatrix} \otimes \frac{\lambda}{nL} I - \begin{bmatrix} 0 & 1 \\ 1 & -1 \end{bmatrix} \otimes \frac{\lambda^2}{n^2} \mathbf{1}\mathbf{1}^T \\
&= \frac{\lambda}{n} \left(\begin{bmatrix} 1 & 0 \\ 0 & 1 \end{bmatrix} \otimes \frac{1}{L} I - \begin{bmatrix} 1 & -1 \\ -1 & 1 \end{bmatrix} \otimes \lambda \frac{\theta}{n} \left(2 - \frac{\theta}{n}\right) I \right. \\
&\quad \left. - \begin{bmatrix} 0 & \theta \\ \theta & 2(n-\theta) \end{bmatrix} \otimes \lambda \frac{(n-\theta)}{n} \frac{1}{n} \mathbf{1}\mathbf{1}^T - \begin{bmatrix} 0 & 1 \\ 1 & -1 \end{bmatrix} \otimes \lambda \frac{1}{n} \mathbf{1}\mathbf{1}^T \right) \\
&= \frac{\lambda}{n} \left(\begin{bmatrix} 1 & 0 \\ 0 & 1 \end{bmatrix} \otimes \frac{1}{L} I - \begin{bmatrix} 1 & 0 \\ 0 & 1 \end{bmatrix} \otimes \lambda \frac{\theta}{n} \left(2 - \frac{\theta}{n}\right) I + \begin{bmatrix} 0 & 1 \\ 1 & 0 \end{bmatrix} \otimes \lambda \frac{\theta}{n} \left(2 - \frac{\theta}{n}\right) I \right. \\
&\quad \left. - \begin{bmatrix} 0 & \theta \\ \theta & 2(n-\theta) \end{bmatrix} \otimes \lambda \frac{(n-\theta)}{n} \frac{1}{n} \mathbf{1}\mathbf{1}^T \right. \\
&\quad \left. + \begin{bmatrix} 0 & 0 \\ 0 & 1 \end{bmatrix} \otimes \lambda \frac{1}{n} \mathbf{1}\mathbf{1}^T - \begin{bmatrix} 0 & 1 \\ 1 & 0 \end{bmatrix} \otimes \lambda \frac{1}{n} \mathbf{1}\mathbf{1}^T \right) \\
&= \frac{\lambda}{n} \left(\begin{bmatrix} 1 & 0 \\ 0 & 1 \end{bmatrix} \otimes \frac{1}{L} I - \begin{bmatrix} 0 & \theta \\ \theta & 2(n-\theta) \end{bmatrix} \otimes \lambda \frac{(n-\theta)}{n} \frac{1}{n} \mathbf{1}\mathbf{1}^T \right. \\
&\quad \left. - \begin{bmatrix} 1 & 0 \\ 0 & 1 \end{bmatrix} \otimes \lambda \frac{\theta}{n} \left(2 - \frac{\theta}{n}\right) I + \begin{bmatrix} 0 & 0 \\ 0 & 1 \end{bmatrix} \otimes \lambda \frac{1}{n} \mathbf{1}\mathbf{1}^T \right. \\
&\quad \left. + \begin{bmatrix} 0 & 1 \\ 1 & 0 \end{bmatrix} \otimes \lambda \left(\frac{\theta}{n} \left(2 - \frac{\theta}{n}\right) I - \frac{1}{n} \mathbf{1}\mathbf{1}^T \right) \right)
\end{aligned}$$