

Linguistic Knowledge and Transferability of Contextual Representations

Nelson F. Liu^{♠♥*} Matt Gardner[♣] Yonatan Belinkov[◇]

Matthew E. Peters[♣] Noah A. Smith^{♠♠}

[♠]Paul G. Allen School of Computer Science & Engineering, University of Washington, Seattle, WA, USA

[♥]Department of Linguistics, University of Washington, Seattle, WA, USA

[♣]Allen Institute for Artificial Intelligence, Seattle, WA, USA

[◇]Harvard John A. Paulson School of Engineering and Applied Sciences and
MIT Computer Science and Artificial Intelligence Laboratory, Cambridge, MA, USA

{nfliu, nasmith}@cs.washington.edu

{mattg, matthewp}@allenai.org, belinkov@seas.harvard.edu

Abstract

Contextual word representations derived from large-scale neural language models are successful across a diverse set of NLP tasks, suggesting that they encode useful and transferable features of language. To shed light on the linguistic knowledge they capture, we study the representations produced by several recent pretrained contextualizers (variants of ELMo, the OpenAI transformer LM, and BERT) with a suite of sixteen diverse probing tasks. We find that linear models trained on top of frozen contextual representations are competitive with state-of-the-art task-specific models in many cases, but fail on tasks requiring fine-grained linguistic knowledge (e.g., conjunct identification). To investigate the transferability of contextual word representations, we quantify differences in the transferability of individual layers within contextualizers, especially between RNNs and transformers. For instance, higher layers of RNNs are more task-specific, while transformer layers do not exhibit the same monotonic trend. In addition, to better understand what makes contextual word representations transferable, we compare language model pretraining with eleven supervised pretraining tasks. For any given task, pretraining on a closely related task yields better performance than language model pretraining (which is better on average) when the pretraining dataset is fixed. However, language model pretraining on *more data* gives the best results.

1 Introduction

Pretrained word representations (Mikolov et al., 2013; Pennington et al., 2014) are a key component of state-of-the-art neural NLP models. Traditionally, these word vectors are static—a single vector is assigned to each word. Recent work has

*Work done while at the Allen Institute for Artificial Intelligence.

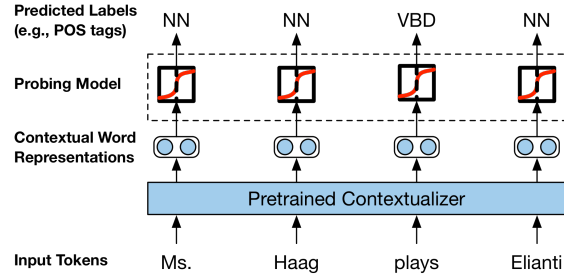


Figure 1: An illustration of the probing model setup used to study the linguistic knowledge within contextual word representations.

explored *contextual* word representations (henceforth: CWRs), which assign each word a vector that is a function of the entire input sequence; this enables them to model the use of words in context. CWRs are typically the outputs of a neural network (which we call a *contextualizer*) trained on tasks with large datasets, such as machine translation (McCann et al., 2017) and language modeling (Peters et al., 2018a). CWRs are extraordinarily effective—using them in place of traditional static word vectors within the latest models leads to large gains across a variety of NLP tasks.

The broad success of CWRs indicates that they encode useful, transferable features of language. However, their *linguistic knowledge* and *transferability* are not yet well understood.

Recent work has explored the linguistic knowledge captured by language models and neural machine translation systems, but these studies often focus on a single phenomenon, e.g., knowledge of hierarchical syntax (Blevins et al., 2018) or morphology (Belinkov et al., 2017a). We extend prior work by studying CWRs with a diverse set of sixteen probing tasks designed to assess a wide array of phenomena, such as coreference, knowledge of semantic relations, and entity information, among others. The result is a broader view of the linguis-

tic knowledge encoded within CWRs.

With respect to transferability, pretraining contextualizers on the language modeling task has had the most empirical success, but we can also consider pretraining contextualizers with other supervised objectives and probing their linguistic knowledge. We examine how the pretraining task affects the linguistic knowledge learned, considering twelve pretraining tasks and assessing transferability to nine target tasks.

Better understanding the linguistic knowledge and transferability of CWRs is necessary for their principled enhancement through new encoder architectures and pretraining tasks that build upon their strengths or alleviate their weaknesses (Linzen, 2018). This paper asks and answers:

1. What features of language do these vectors capture, and what do they miss? (§4)
2. How and why does transferability vary across representation layers in contextualizers? (§5)
3. How does the choice of pretraining task affect the vectors’ learned linguistic knowledge and transferability? (§6)

We use probing models¹ (Shi et al., 2016b) to analyze the linguistic information within CWRs. Concretely, we generate features for words from pretrained contextualizers and train a model to make predictions from those features alone (Figure 1). If a simple model can be trained to predict linguistic information about a word (e.g., its POS tag) or a pair of words (e.g., their semantic relation) from the CWR(s) alone, we can reasonably conclude that the CWR(s) encode this information.

Our analysis reveals interesting insights such as:

1. Linear models trained on top of frozen CWRs are competitive with state-of-the-art task-specific models in many cases, but fail on tasks requiring fine-grained linguistic knowledge. In these cases, we show that *task-trained contextual features* greatly help with encoding the requisite knowledge.
2. The output of the first layer of an LSTM is consistently the most transferable, whereas it is the middle layers for transformers.
3. Higher layers in LSTMs are more task-specific (and thus less general), while the

transformer layers do not exhibit this same monotonic increase in task-specificity.

4. Language model pretraining yields representations that are more transferable *in general* than eleven other candidate pretraining tasks, though pretraining on related tasks yields the strongest results for individual end tasks.

2 Probing Tasks

We construct a suite of sixteen diverse probing tasks and use it to better understand the linguistic knowledge contained within CWRs. In contrast to previous studies that analyze the properties and task performance of sentence embeddings (Adi et al., 2017; Conneau et al., 2018, *inter alia*), we specifically focus on understanding the CWRs of individual or pairs of words. We release this analysis toolkit to support future work in probing the contents of representations.² See Appendix A for details about task setup.

2.1 Token Labeling

The majority of past work in probing the internal representations of neural models has examined various token labeling tasks, where a decision is made independently for each token (Belinkov et al., 2017a,b; Blevins et al., 2018, *inter alia*). We synthesize these disparate studies and build upon them by proposing additional probing tasks.

The **part-of-speech tagging (POS)** task assesses whether CWRs capture basic syntax. We experiment with two standard datasets: the Penn Treebank (PTB; Marcus et al., 1993) and the Universal Dependencies English Web Treebank (UD-EWT) (Silveira et al., 2014).

The **CCG supertagging (CCG)** task assesses the vectors’ fine-grained information about the syntactic roles of words in context. It is considered “almost parsing” (Bangalore and Joshi, 1999), since a sequence of supertags maps a sentence to a small set of possible parses. We use CCGbank (Hockenmaier and Steedman, 2007), a conversion of the PTB into CCG derivations.

The **syntactic constituency ancestor tagging** tasks are designed to probe the vectors’ knowledge of hierarchical syntax. For a given word, the probing model is trained to predict the constituent label of its parent (**Parent**), grandparent (**GParent**),

¹Sometimes called auxiliary or diagnostic classifiers.

²<http://nelsonliu.me/papers/contextual-repr-analysis>

- (1) I was booked **for**/DURATION 2 nights **at**/LOCUS this hotel **in**/TIME Oct 2007 .
- (2) I went **to**/GOAL ohm **after**/EXPLANATION \leadsto TIME reading some **of**/QUANTITY \leadsto WHOLE the reviews .
- (3) It was very upsetting to see this kind **of**/SPECIES behavior especially **in_front_of**/LOCUS **my**/SOCIALREL \leadsto GESTALT four year_old .

Figure 2: Annotated sentences from the STREUSLE 4.0 corpus, used in the preposition supersense disambiguation task. Prepositions are marked by boldface, immediately followed by their labeled function. If applicable, \leadsto precedes the preposition’s labeled role. Figure reproduced from Schneider et al. (2018).

or great-grandparent (**GGParent**) in the phrase-structure tree (from the PTB).

In the **semantic tagging task (ST)**, tokens are assigned labels that reflect their semantic role in context. These semantic tags assess lexical semantics, and they abstract over redundant POS distinctions and disambiguate useful cases within POS tags. We use the dataset of Bjerva et al. (2016).

Preposition supersense disambiguation is the task of classifying a preposition’s lexical semantic contribution (the function; **PS-fxn**) and the semantic role or relation it mediates (the role; **PS-role**). This task is a specialized kind of word sense disambiguation, and examines one facet of lexical semantic knowledge. In contrast to the tagging tasks above, the model is trained and evaluated on single-token prepositions (rather than making a decision for every token in a sequence). We use the STREUSLE 4.0 corpus (Schneider et al., 2018); example sentences appear in Figure 2.

The **event factuality (EF)** task involves labeling phrases with the factuality of the events they describe (Saurí and Pustejovsky, 2009, 2012; de Marneffe et al., 2012). For instance, in the following example reproduced from Rudinger et al. (2018), “(1a) conveys that the leaving didn’t happen, while the superficially similar (1b) does not”. The predicate **leave** in (1a) is a factual event, whereas the predicate **leaving** in (1b) is nonfactual.

- (1) a. Jo didn’t remember to **leave**.
- b. Jo didn’t remember **leaving**.

We use the Universal Compositional Semantics It Happened v2 dataset (Rudinger et al., 2018), and the model is trained to predict a (non)factuality value in the range $[-3, 3]$. Unlike the tagging tasks above, this task is treated a regression problem,

where a prediction is made only for tokens corresponding to events (rather than every token in a sequence). Performance is measured using Pearson correlation (r); we report ($r \times 100$) so metrics for all tasks fall between 0 and 100.

2.2 Segmentation

Several of our probing tasks involve segmentation using BIO or IO tags. Here the model is trained to predict labels from *only* a single word’s CWR.

Syntactic chunking (Chunk) tests whether CWRs contain notions of spans and boundaries; the task is to segment text into shallow constituent chunks. We use the CoNLL 2000 shared task dataset (Tjong Kim Sang and Buchholz, 2000).

Named entity recognition (NER) examines whether CWRs encode information about entity types. We use the CoNLL 2003 shared task dataset (Tjong Kim Sang and De Meulder, 2003).

Grammatical error detection (GED) is the task of identifying tokens which need to be edited in order to produce a grammatically correct sentence. Given that CWRs are extracted from models trained on large amounts of grammatical text, this task assesses whether embeddings encode features that indicate anomalies in their input (in this case, ungrammaticality). We use the First Certificate in English (Yannakoudakis et al., 2011) dataset, converted into sequence-labeling format by Rei and Yannakoudakis (2016).

The **conjunct identification (Conj)** task challenges the model to identify the tokens that comprise the conjuncts in a coordination construction. Doing so requires highly specific syntactic knowledge. The data comes from the coordination-annotated PTB of Ficler and Goldberg (2016).

2.3 Pairwise Relations

We also design probing tasks that examine whether relationships *between* words are encoded in CWRs. In each of these tasks, the probing model is provided with the CWRs of two tokens and trained to predict information about their relation (Belinkov, 2018).

We distinguish between **arc prediction** and **arc classification** tasks. Arc prediction is a binary classification task, where the model is trained to identify *whether* a syntactic, semantic, or other relation exists between two tokens. Arc classification is a multiclass classification task, where the model is provided with two tokens that are linked

via some relationship and trained to identify *how* they are related.

For example, in the **syntactic dependency arc prediction** task, the model is given the representations of two tokens (w_a, w_b) and trained to predict whether the sentence’s syntactic dependency parse contains a dependency arc with w_a as the head and w_b as the modifier. The **syntactic dependency arc classification** task presents the model with the representations of two tokens (w_{head}, w_{mod}), where w_{mod} is the modifier of w_{head} , and the model is trained to predict the type of syntactic relation that link them (the label on that dependency arc). We use the PTB (converted to UD) and the UD-EWT.

Similarly, **semantic dependency arc prediction** trains the model to predict whether two tokens are connected by a semantic dependency arc, while the **semantic dependency arc classification** task trains models to classify the semantic relations between tokens. We use the dataset from the SemEval 2015 shared task (Oepen et al., 2015) with the DELPH-IN MRS-Derived Semantic Dependencies (DM) target representation.

The syntactic and semantic dependency arc prediction and classification tasks are closely related to state-of-the-art models for semantic and syntactic dependency parsing, which score pairs of CWRs to make head attachment and arc labeling decisions (Dozat and Manning, 2016, 2018).

To generate negative examples for the dependency arc prediction tasks, we take each positive example (w_{head}, w_{mod}) and generate a new negative example (w_{random}, w_{mod}), where w_{random} is a random token in the sentence that is not the head of w_{mod} . As a result, the datasets used in these tasks are balanced.

We also consider a **coreference arc prediction** task, where the model is trained to predict whether two entities corefer from their CWRs. We use the dataset from the CoNLL 2012 shared task (Pradhan et al., 2012). To generate negative examples, we follow a similar procedure as the dependency arc prediction tasks: given a positive example (w_a, w_b), where w_b occurs after w_a and the two tokens share a coreference cluster, we create a negative example (w_{random_entity}, w_b), where w_{random_entity} is a token that occurs before w_b and belongs to a different coreference cluster.

3 Models

Probing Model We limit the capacity of each probing model, making it linear, to focus on what information can be *easily* extracted from CWRs. See Appendix B for probing model training hyperparameters and other details.

Contextualizers We study six publicly-available models for contextualized word representation.

ELMo (Peters et al., 2018a) concatenates the output of two contextualizers independently trained on the bidirectional language modeling (biLM) task. **ELMo (original)** uses a 2-layer LSTM for contextualization. We also study two variations from Peters et al. (2018b): **ELMo (4-layer)** uses a 4-layer LSTM, and **ELMo (transformer)** uses a 6-layer transformer (Vaswani et al., 2017). Each of these models is trained on 800M tokens of sentence-shuffled newswire text (the 1 Billion Word Benchmark; Chelba et al., 2014).

The **OpenAI transformer** (Radford et al., 2018) is a left-to-right 12-layer transformer language model trained on 800M tokens of contiguous text from over 7,000 unique unpublished books (BookCorpus; Zhu et al., 2015).

BERT (Devlin et al., 2018) uses a bidirectional transformer jointly trained on a masked language modeling task and a next sentence prediction task. The model is trained on BookCorpus and the English Wikipedia, a total of approximately 3300M words. We study **BERT (base, cased)**, which uses a 12-layer transformer, and **BERT (large, cased)**, which uses a 24-layer transformer.

4 Pretrained Contextualizer Comparison

To better understand the linguistic knowledge captured by pretrained contextualizers, we analyze each of their layers with our set of probing tasks. These contextualizers differ in many respects, and it is outside the scope of this work to control for all differences between them. We focus on probing the models that are available to us, leaving a more systematic comparison of training regimes and model architectures to future work.

4.1 Experimental Setup

Our probing models are trained on the representations produced by the individual layers of each contextualizer. We also compare to a linear probing model trained on a noncontextual vec-

tors (GloVe; Pennington et al., 2014) to assess the gains from contextualization.

4.2 Results and Discussion

Table 1 compares each contextualizer’s best-performing probing model with the GloVe baseline and the current state of the art for the task (excluding methods that use pretrained CWRs).^{3,4}

With just a linear model, we can readily extract much of the information needed for high performance on various NLP tasks. In all cases, CWRs perform significantly better than the noncontextual baseline. Indeed, we often see probing models rivaling or exceeding the performance of (often carefully tuned and task-specific) state-of-the-art models. In particular, the linear probing model surpasses the published state of the art for grammatical error detection and preposition supersense identification (both role and function).

Comparing the ELMo-based contextualizers, we see that ELMo (4-layer) and ELMo (original) are essentially even, though both recurrent models outperform ELMo (transformer). We also see that the OpenAI transformer significantly underperforms the ELMo models and BERT. Given that it is also the only model trained in a unidirectional (left-to-right) fashion, this reaffirms that bidirectionality is a crucial component for the highest-quality contextualizers (Devlin et al., 2018). In addition, the OpenAI transformer is the only model trained on lowercased text, which hinders its performance on tasks like NER. BERT significantly improves over the ELMo and OpenAI models.

Our probing task results indicate that current methods for CWR do not capture much transferable information about entities and coreference phenomena in their input (e.g., the NER results in Table 1 and the coreference arc prediction results in Appendix D). To alleviate this weakness, future work could augment pretrained contextualizers with explicit entity representations (Ji et al., 2017; Yang et al., 2017; Bosselut et al., 2017).

Probing Failures While probing models are at or near state-of-the-art performance across a number of tasks, they also do not perform as well on several others, including NER, grammatical error

detection, and conjunct identification. This may occur because (1) the CWR simply does not encode the pertinent information or any predictive correlates, or (2) the probing model does not have the capacity necessary to extract the information or predictive correlates from the vector. In the former case, learning *task-specific contextual features* might be necessary for encoding the requisite task-specific information into the CWRs. Learning task-specific contextual features with a contextual probing model also helps with (2), but we would expect the results to be comparable to increasing the probing model’s capacity.

To better understand the failures of our probing model, we experiment with (1) a contextual probing model that uses a task-trained LSTM (unidirectional, 200 hidden units) before the linear output layer (thus adding task-specific contextualization) or (2) replacing the linear probing model with a multilayer perceptron (MLP; adding more parameters to the probing model: a single 1024d hidden layer activated by ReLU).⁵

We also compare to a full-featured model to estimate an upper bound on performance for our probing setup. In this model, the CWRs are inputs to a 2-layer BiLSTM with 512 hidden units, and the output is fed into a MLP with a single 1024-dimensional hidden layer activated by a ReLU to predict a label. A similar model, augmented with a conditional random field (CRF; Lafferty et al., 2001), achieved state-of-the-art results on the CoNLL 2003 NER dataset (Peters et al., 2018a); we remove the CRF, since other probing models have no global context.

For this experiment, we focus on the ELMo (original) pretrained contextualizer. Table 2 presents the performance of the best layer within each alternative probing model on the two tasks with the largest gap between the linear probing model and state-of-the-art methods: NER and grammatical error detection. We also include great-grandparent prediction and conjunct identification, two tasks that require highly specific syntactic knowledge. In all cases, we see that adding more parameters (either by replacing the linear model with a MLP, or using a contextual probing model) leads to significant gains over the linear probing model. On NER and grammatical error detection, we observe very similar per-

³See Appendix C for references to the previous state of the art (without pretraining).

⁴For experiments in this section, we omit probing tasks that cannot be compared to prior work in the interest of brevity. See Appendix D for pretrained contextualizer performance on all tasks.

⁵These alternate probing models have nearly the same number of parameters (LSTM + linear has slightly fewer).

Pretrained Representation	Avg. CCG		POS		Supersense ID						
			PTB	EWT	Chunk	NER	ST	GED	PS-Role	PS-Fxn	EF
ELMo (original) best layer	81.58	93.31	97.26	95.61	90.04	82.85	93.82	29.37	75.44	84.87	73.20
ELMo (4-layer) best layer	81.58	93.81	97.31	95.60	89.78	82.06	94.18	29.24	74.78	85.96	73.03
ELMo (transformer) best layer	80.97	92.68	97.09	95.13	93.06	81.21	93.78	30.80	72.81	82.24	70.88
OpenAI transformer best layer	75.01	82.69	93.82	91.28	86.06	58.14	87.81	33.10	66.23	76.97	74.03
BERT (base, cased) best layer	84.09	93.67	96.95	95.21	92.64	82.71	93.72	43.30	79.61	87.94	75.11
BERT (large, cased) best layer	85.07	94.28	96.73	95.80	93.64	84.44	93.83	46.46	79.17	90.13	76.25
GloVe (840B.300d)	59.94	71.58	90.49	83.93	62.28	53.22	80.92	14.94	40.79	51.54	49.70
Previous state of the art (without pretraining)	83.44	94.7	97.96	95.82	95.77	91.38	95.15	39.83	66.89	78.29	77.10

Table 1: A comparison of the performance of the best layerwise probing model for each contextualizer against a GloVe-based probing baseline and the previous state of the art. The best contextualizer for each task is bolded. Results for all layers and tasks, as well as the papers describing the prior state of the art, are given in Appendix D.

Probing Model	NER	GED	Conj	GGParent
Linear	82.85	29.37	38.72	67.50
MLP (1024d)	87.19	47.45	55.09	78.80
LSTM (200d) + Linear	88.08	48.90	78.21	84.96
BiLSTM (512d) + MLP (1024d)	90.05	48.34	87.07	90.38

Table 2: Comparison of different probing models trained on ELMo (original); best-performing probing model is bolded. Results for each probing model are from the highest-performing contextualizer layer. Enabling probing models to learn task-specific contextual features (with LSTMs) yields outsized benefits in tasks requiring highly specific information.

formance between the MLP and LSTM + Linear models—this indicates that the probing model simply needed more capacity to extract the necessary information from the CWRs. On conjunct identification and great-grandparent prediction, two tasks that probe syntactic knowledge that may be unlikely to be encoded in CWRs, we notice that adding parameters as a task-trained component of our probing model leads to large gains over simply adding parameters to the probing model. This indicates that the pretrained contextualizers do not capture the information necessary for the task, since such information is learnable by a task-specific contextualizer.

This analysis also reveals insights about contextualizer fine-tuning, which seeks to specialize the CWRs for an end task (Howard and Ruder, 2018; Radford et al., 2018; Devlin et al., 2018). Our results confirm that task-trained contextualization is important when the end task requires specific information that may not be captured by the pretraining task (§4). However, such end-

task-specific contextualization can come from either fine-tuning CWRs or using fixed output features as inputs to a task-trained contextualizer; further work is necessary to determine when each approach should be applied.

5 Analyzing Layerwise Transferability

We quantify the transferability of CWRs by how well they can do on the range of probing tasks—representations that are more transferable will perform better than alternatives across tasks. When analyzing the representations produced by each layer of pretrained contextualizers, we observe marked patterns in layerwise transferability (Figure 3). In particular, the first layer of contextualization in recurrent models (original and 4-layer ELMo) is consistently the most transferable. On the other hand, transformer-based contextualizers (transformer ELMo, OpenAI transformer, BERT) have no single most-transferable layer; the best performing layer for each task varies, but is usually somewhere in the middle.

Pretraining encourages the model to encode pretraining-task-specific information; they learn transferable features incidentally. We hypothesize that this is an inherent trade-off—since these models used fixed-sized vector representations, task-specificity comes at the cost of generality and transferability. To investigate the task-specificity of the representations generated by each contextualizer layer, we assess how informative each layer of representation is for the pretraining task, essentially treating it as a probe.

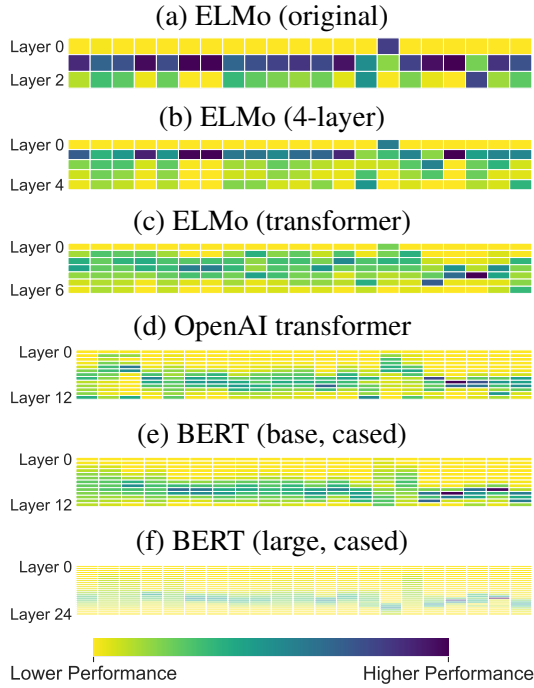


Figure 3: A visualization of layerwise patterns in task performance. Each column represents a probing task, and each row represents a contextualizer layer.

5.1 Experimental Setup

We focus on the ELMo-based models, since the authors have released code for training their contextualizers. Furthermore, the ELMo-based models facilitate a controlled comparison—they only differ in the contextualizer architecture used.

We evaluate how well CWR features perform the pretraining task—bidirectional language modeling. Specifically, we take the pretrained representations for each layer and relearn the language model softmax classifiers used to predict the next and previous token. The ELMo models are trained on the Billion Word Benchmark, so we retrain the softmax classifier on similar data to mitigate any possible effects from domain shift. We split the held-out portion of the Billion Word Benchmark into train (80%, 6.2M tokens) and evaluation (20%, 1.6M tokens) sets and use this data to retrain and evaluate the softmax classifiers. We expect that biLM perplexity will be lower when training the softmax classifiers on representations from layers that capture more information about the pretraining task.

5.2 Results and Discussion

Figure 4 presents the performance of softmax classifiers trained to perform the bidirectional lan-

guage modeling task, given just the CWRs as input. We notice that higher layers in recurrent models consistently achieve lower perplexities. Interestingly, we see that layers 1 and 2 in the 4-layer ELMo model have very similar performance—this warrants further exploration. On the other hand, the layers of the ELMo (transformer) model do not exhibit such a monotonic increase. While the top-most layer is best (which we expected, since this is the vector originally fed into a softmax classifier during pretraining), the middle layers show varying performance. Across all models, the representations that are better-suited for language modeling are also those that exhibit worse probing task performance (Figure 3), indicating that contextualizer layers trade off between encoding general and task-specific features.

These results also reveal a difference in the layerwise behavior of LSTMs and transformers; moving up the LSTM layers yields more task-specific representations, but the same does not hold for transformers. Better understanding the differences between transformers and LSTMs is an active area of research (Chen et al., 2018; Tang et al., 2018), and we leave further exploration of these observations to future work.

These observations motivate the gradual unfreezing method of Howard and Ruder (2018), where the model layers are progressively unfrozen (starting from the final layer) during the fine-tuning process. Given our observation that higher-level LSTM layers are less general (and more pre-training task-specific), they likely have to be fine-tuned a bit more in order to make them appropriately task specific. Meanwhile, the base layer of the LSTM already learns highly transferable features, and may not benefit from fine-tuning.

6 Transferring Between Tasks

Successful pretrained contextualizers have used self-supervised tasks such as bidirectional language modeling (Peters et al., 2018a) and next sentence prediction (Devlin et al., 2018), which enable the use of large, unannotated text corpora. However, contextualizers can also be pretrained on explicitly supervised objectives, as done in pretrained *sentence* embedding methods (Conneau et al., 2017). To better understand how the choice of pretraining task affects the linguistic knowledge within and transferability of CWRs, we compare pretraining on a range of different

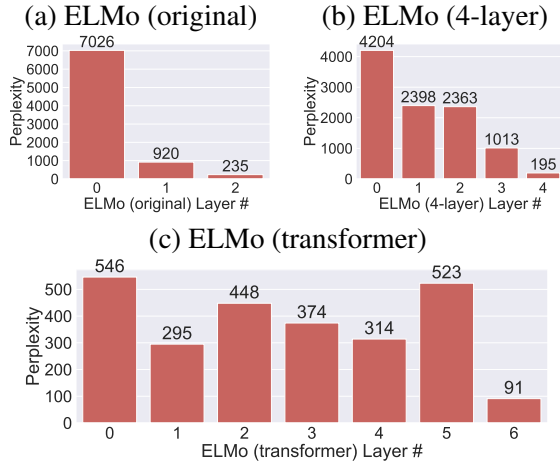


Figure 4: Bidirectional language modeling as a probe: average of forward and backward perplexity (lower is better) of each ELMo contextualizer layer. We see a monotonic decrease in BiLM perplexity when trained on the outputs of higher LSTM layers, but transformer layers do not exhibit the same pattern.

explicitly-supervised tasks with bidirectional language model pretraining.

6.1 Experimental Setup

To ensure a controlled comparison of different pretraining tasks, we fix the contextualizer’s architecture and pretraining dataset. All of our contextualizers use the ELMo (original) architecture, and the training data from each of the pretraining tasks is taken from the PTB; each of the (identical) models thus see the same tokens, but the supervision signal differs.⁶ We compare to (1) a non-contextual baseline (GloVe) to assess the effect of contextualization, (2) a randomly-initialized, untrained ELMo (original) baseline to measure the effect of pretraining, and (3) the ELMo (original) model pretrained on the Billion Word Benchmark to examine the effect of training the bidirectional language model on more data.

6.2 Results and Discussion

Table 3 presents the average target task performance of each layer in contextualizers pretrained on twelve different tasks (biLM and the eleven tasks from §2 with PTB annotations). Bidirectional language modeling pretraining is the most effective on average. However, the settings that achieve the highest performance for individual

⁶We omit the OpenAI transformer and BERT from this comparison, since code for pretraining these contextualizers is not publicly available.

Pretraining Task	Layer Average Target Task Performance			
	0	1	2	Mix
CCG	56.70	64.45	63.71	66.06
Chunk	54.27	62.69	63.25	63.96
POS	56.21	63.86	64.15	65.13
Parent	54.57	62.46	61.67	64.31
GParent	55.50	62.94	62.91	64.96
GGParent	54.83	61.10	59.84	63.81
Syn. Arc Prediction	53.63	59.94	58.62	62.43
Syn. Arc Classification	56.15	64.41	63.60	66.07
Sem. Arc Prediction	53.19	54.69	53.04	59.84
Sem. Arc Classification	56.28	62.41	61.47	64.67
Conj	50.24	49.93	48.42	56.92
BiLM	66.53	65.91	65.82	66.49
GloVe (840B.300d)	60.55			
Untrained ELMo (original)	52.14	39.26	39.39	54.42
ELMo (original) (BiLM on 1B Benchmark)	64.40	79.05	77.72	78.90

Table 3: Performance (averaged across target tasks) for contextualizers pretrained on a variety of tasks.

target tasks often involve transferring between related tasks (not shown in Table 3; see Appendix E). For example, when probing CWRs on the syntactic dependency arc classification (EWT) task, we see the largest gains from pretraining on the task itself, but with a different dataset (PTB). However, pretraining on syntactic dependency arc prediction (PTB), CCG supertagging, chunking, the ancestor prediction tasks, and semantic dependency arc classification all give better performance than bidirectional language model pretraining.

Although related task transfer is beneficial, we naturally see stronger results from training on more data (the ELMo original BiLM trained on the Billion Word Benchmark). This indicates that the transferability of pretrained CWRs relies on pretraining on large corpora, emphasizing the utility and importance of unsupervised pretraining.

7 Related Work

Methodologically, our work is most similar to Shi et al. (2016b), Adi et al. (2017), and Hupkes et al. (2018), who use the internal representations of neural models to predict properties of interest. Conneau et al. (2018) construct probing tasks to study the linguistic properties of sentence embedding methods. We focus on contextual word representations, which have achieved state-of-the-art results on a variety of tasks, and examine a broader range of linguistic knowledge.

In contemporaneous work, Tenney et al. (2019)

evaluate CoVe (McCann et al., 2017), ELMo (Peters et al., 2018a), the OpenAI Transformer (Radford et al., 2018), and BERT (Devlin et al., 2018) on a variety of sub-sentence linguistic analysis tasks. Their results also suggest that the aforementioned pretrained models for contextualized word representation encode stronger notions of syntax than higher-level semantics. They also find that using a scalar mix of output layers is particularly effective in deep transformer-based models, aligned with our own probing results and our observation that transformers tend to encode transferable features in their intermediate layers. Furthermore, they find that ELMo’s performance cannot be explained by a model with access to only local context, suggesting that ELMo encodes linguistic features from distant tokens.

Several other papers have examined how architecture design and choice of pretraining task affect the quality of learned CWRs. Peters et al. (2018b) study how the choice of neural architecture influences the end-task performance and qualitative properties of CWRs derived from bidirectional language models (ELMo). Bowman et al. (2018) compare a variety of pretraining tasks and explore the impact of multitask learning.

Prior work has employed a variety of other methods to study the learned representations in neural models, such as directly examining the activations of individual neurons (Karpathy et al., 2015; Li et al., 2015; Shi et al., 2016a, *inter alia*), ablating components of the model and dataset (Kuncoro et al., 2017; Gaddy et al., 2018; Khandelwal et al., 2018), or interpreting attention mechanisms (Bahdanau et al., 2015); see Belinkov and Glass (2019) for a recent survey. One particularly relevant line of work involves the construction of synthetic tasks that a model can only solve if it captures a particular phenomenon (Linzen et al., 2016; Jumelet and Hupkes, 2018; Wilcox et al., 2018; Futrell and Levy, 2019, *inter alia*). Zhang and Bowman (2018) compare the syntactic knowledge of language models and neural machine translation systems. We widen the range of pretraining tasks and target probing model tasks to gain a more complete picture. We also focus on a strong contextualizer architecture, ELMo (original), that has produced state-of-the-art results.

Several studies have sought to intrinsically evaluate noncontextual word representations with word similarity tasks, such as analogies (Mikolov

et al., 2013). These methods differ from our approach in that they require no extra parameters and directly assess the vectors, while our probing models must be trained. In this regard, our method is similar to QVEC (Tsvetkov et al., 2015).

8 Conclusion

We study the linguistic knowledge and transferability of contextualized word representations with a suite of sixteen diverse probing tasks. The features generated by pretrained contextualizers are sufficient for high performance on a broad set of tasks. For tasks that require specific information not captured by the contextual word representation, we show that learning task-specific contextual features helps to encode the requisite knowledge. In addition, our analysis of patterns in the transferability of contextualizer layers shows that the lowest layer of LSTMs encodes the most transferable features, while transformers’ middle layers are most transferable. We find that higher layers in LSTMs are more task-specific (and thus less general), while transformer layers do not exhibit this same monotonic increase in task-specificity. Prior work has suggested that higher-level contextualizer layers may be expressly encoding higher-level semantic information. Instead, it seems likely that certain high-level semantic phenomena are incidentally useful for the contextualizer’s pretraining task, leading to their presence in higher layers. Lastly, we find that bidirectional language model pretraining yields representations that are more transferable *in general* than eleven other candidate pretraining tasks.

Acknowledgments

We thank Johannes Bjerva for sharing the semantic tagging dataset described in Bjerva et al. (2016). We also thank the members of the Noah’s ARK group at the University of Washington, the researchers at the Allen Institute for Artificial Intelligence, and the anonymous reviewers for their valuable feedback. NL is supported by a Washington Research Foundation Fellowship and a Barry M. Goldwater Scholarship. YB is supported by the Harvard Mind, Brain, and Behavior Initiative.

References

Yossi Adi, Einat Kermany, Yonatan Belinkov, Ofer Lavi, and Yoav Goldberg. 2017. Fine-grained anal-

- ysis of sentence embeddings using auxiliary prediction tasks. In *Proc. of ICLR*.
- Dzmitry Bahdanau, Kyunghyun Cho, and Yoshua Bengio. 2015. Neural machine translation by jointly learning to align and translate. In *Proc. of ICLR*.
- Srinivas Bangalore and Aravind K. Joshi. 1999. Supertagging: An approach to almost parsing. *Computational Linguistics*, 25(2):237–265.
- Yonatan Belinkov. 2018. *On Internal Language Representations in Deep Learning: An Analysis of Machine Translation and Speech Recognition*. Ph.D. thesis, Massachusetts Institute of Technology.
- Yonatan Belinkov, Nadir Durrani, Fahim Dalvi, Hassan Sajjad, and James R. Glass. 2017a. What do neural machine translation models learn about morphology? In *Proc. of ACL*.
- Yonatan Belinkov and James Glass. 2019. Analysis methods in neural language processing: A survey. *Transactions of the Association for Computational Linguistics*.
- Yonatan Belinkov, Lluís Màrquez, Hassan Sajjad, Nadir Durrani, Fahim Dalvi, and James R. Glass. 2017b. Evaluating layers of representation in neural machine translation on part-of-speech and semantic tagging tasks. In *Proc. of IJCNLP*.
- Johannes Bjerva, Barbara Plank, and Johan Bos. 2016. Semantic tagging with deep residual networks. In *Proc. of COLING*.
- Terra Blevins, Omer Levy, and Luke Zettlemoyer. 2018. Deep RNNs encode soft hierarchical syntax. In *Proc. of ACL*.
- Bernd Bohnet, Ryan T. McDonald, Gonalo Simões, Daniel Andor, Emily Pitler, and Joshua Maynez. 2018. Morphosyntactic tagging with a meta-BiLSTM model over context sensitive token encodings. In *Proc. of ACL*.
- Antoine Bosselut, Omer Levy, Ari Holtzman, Corin Ennis, Dieter Fox, and Yejin Choi. 2017. Simulating action dynamics with neural process networks. In *Proc. of ICLR*.
- Samuel R. Bowman, Ellie Pavlick, Edouard Grave, Benjamin Van Durme, Alex Wang, Jan Hula, Patrick Xia, Raghavendra Pappagari, R. Thomas McCoy, Roma Patel, Najoung Kim, Ian Tenney, Yinghui Huang, Katherin Yu, Shuning Jin, and Berlin Chen. 2018. Looking for ELMo’s friends: Sentence-level pretraining beyond language modeling. ArXiv:1812.10860.
- Ciprian Chelba, Tomas Mikolov, Mike Schuster, Qi Ge, Thorsten Brants, and Phillipp Koehn. 2014. One billion word benchmark for measuring progress in statistical language modeling. In *Proc. of INTERSPEECH*.
- Mia Xu Chen, Orhan Firat, Ankur Bapna, Melvin Johnson, Wolfgang Macherey, George Foster, Llion Jones, Niki Parmar, Mike Schuster, Zhifeng Chen, Yonghui Wu, and Macduff Hughes. 2018. The best of both worlds: Combining recent advances in neural machine translation. In *Proc. of ACL*.
- Alexis Conneau, Douwe Kiela, Holger Schwenk, Loïc Barrault, and Antoine Bordes. 2017. Supervised learning of universal sentence representations from natural language inference data. In *Proc. of EMNLP*.
- Alexis Conneau, Germán Kruszewski, Guillaume Lample, Loïc Barrault, and Marco Baroni. 2018. What you can cram into a single vector: Probing sentence embeddings for linguistic properties. In *Proc. of ACL*.
- Jacob Devlin, Ming-Wei Chang, Kenton Lee, and Kristina Toutanova. 2018. BERT: Pre-training of deep bidirectional transformers for language understanding. ArXiv:1810.04805.
- Timothy Dozat and Christopher D. Manning. 2016. Deep biaffine attention for neural dependency parsing. In *Proc. of ICLR*.
- Timothy Dozat and Christopher D. Manning. 2018. Simpler but more accurate semantic dependency parsing. In *Proc. of ACL*.
- Jessica Fidler and Yoav Goldberg. 2016. Coordination annotation extension in the Penn tree bank. In *Proc. of ACL*.
- Richard Futrell and Roger P. Levy. 2019. Do RNNs learn human-like abstract word order preferences? In *Proc. of SCiL*.
- David Gaddy, Mitchell Stern, and Dan Klein. 2018. What’s going on in neural constituency parsers? An analysis. In *Proc. of NAACL*.
- Matt Gardner, Joel Grus, Mark Neumann, Oyvind Tafjord, Pradeep Dasigi, Nelson F. Liu, Matthew E. Peters, Michael Schmitz, and Luke Zettlemoyer. 2018. AllenNLP: A deep semantic natural language processing platform. In *Proc. of NLP-OSS*.
- Kazuma Hashimoto, Caiming Xiong, Yoshimasa Tsu-ruoka, and Richard Socher. 2017. A joint many-task model: Growing a neural network for multiple nlp tasks. In *Proc. of EMNLP*.
- Julia Hockenmaier and Mark Steedman. 2007. CCG-bank: A corpus of CCG derivations and dependency structures extracted from the Penn Treebank. *Computational Linguistics*, 33(3):355–396.
- Jeremy Howard and Sebastian Ruder. 2018. Universal language model fine-tuning for text classification. In *Proc. of ACL*.

- Dieuwke Hupkes, Sara Veldhoen, and Willem Zuidema. 2018. Visualisation and ‘diagnostic classifiers’ reveal how recurrent and recursive neural networks process hierarchical structure. In *Proc. of IJCAI*.
- Yangfeng Ji, Chenhao Tan, Sebastian Martschat, Yejin Choi, and Noah A. Smith. 2017. Dynamic entity representations in neural language models. In *Proc. of EMNLP*.
- Jaap Jumelet and Dieuwke Hupkes. 2018. Do language models understand anything? On the ability of LSTMs to understand negative polarity items. In *Proc. of BlackboxNLP*.
- Andrej Karpathy, Justin Johnson, and Li Fei-Fei. 2015. Visualizing and understanding recurrent networks. In *Proc. of ICLR (Workshop)*.
- Urvashi Khandelwal, He He, Peng Qi, and Dan Jurafsky. 2018. Sharp nearby, fuzzy far away: How neural language models use context. In *Proc. of ACL*.
- Diederik P. Kingma and Jimmy Lei Ba. 2015. Adam: A method for stochastic optimization. In *Proc. of ICLR*.
- Adhiguna Kuncoro, Miguel Ballesteros, Lingpeng Kong, Chris Dyer, Graham Neubig, and Noah A. Smith. 2017. What do recurrent neural network grammars learn about syntax? In *Proc. of EACL*.
- John D. Lafferty, Andrew McCallum, and Fernando Pereira. 2001. Conditional random fields: Probabilistic models for segmenting and labeling sequence data. In *Proc. of ICML*.
- Mike Lewis, Kenton Lee, and Luke Zettlemoyer. 2016. LSTM CCG parsing. In *Proc. of NAACL*.
- Jiwei Li, Xinlei Chen, Eduard Hovy, and Dan Jurafsky. 2015. Visualizing and understanding neural models in nlp. In *Proc. of NAACL*.
- Tal Linzen. 2018. What can linguistics and deep learning contribute to each other? *Language*.
- Tal Linzen, Emmanuel Dupoux, and Yoav Goldberg. 2016. Assessing the ability of LSTMs to learn syntax-sensitive dependencies. *Transactions of the Association for Computational Linguistics*, 4:521–535.
- Mitchell P. Marcus, Mary Ann Marcinkiewicz, and Beatrice Santorini. 1993. Building a large annotated corpus of English: The Penn treebank. *Computational linguistics*, 19(2):313–330.
- Marie-Catherine de Marneffe, Christopher D. Manning, and Christopher Potts. 2012. Did it happen? The pragmatic complexity of veridicality assessment. *Computational Linguistics*, 38:301–333.
- Bryan McCann, James Bradbury, Caiming Xiong, and Richard Socher. 2017. Learned in translation: Contextualized word vectors. In *Proc. of NeurIPS*.
- Tomas Mikolov, Ilya Sutskever, Kai Chen, Greg Corrado, and Jeffrey Dean. 2013. Distributed representations of words and phrases and their compositionality. In *Proc. of NeurIPS*.
- Stephan Oepen, Marco Kuhlmann, Yusuke Miyao, Daniel Zeman, Silvie Cinková, Dan Flickinger, Jan Hajic, and Zdenka Uresova. 2015. SemEval 2015 task 18: Broad-coverage semantic dependency parsing. In *Proc. of SemEval 2015*.
- Jeffrey Pennington, Richard Socher, and Christopher D. Manning. 2014. GloVe: Global vectors for word representation. In *Proc. of EMNLP*.
- Matthew E. Peters, Mark Neumann, Mohit Iyyer, Matt Gardner, Christopher Clark, Kenton Lee, and Luke Zettlemoyer. 2018a. Deep contextualized word representations. In *Proc. of NAACL*.
- Matthew E. Peters, Mark Neumann, Luke Zettlemoyer, and Wen-tau Yih. 2018b. Dissecting contextual word embeddings: Architecture and representation. In *Proc. of EMNLP*.
- Sameer Pradhan, Alessandro Moschitti, Nianwen Xue, Olga Uryupina, and Yuchen Zhang. 2012. Conll-2012 shared task: Modeling multilingual unrestricted coreference in ontonotes. In *Proc. of CoNLL*.
- Alec Radford, Karthik Narasimhan, Tim Salimans, and Ilya Sutskever. 2018. Improving language understanding by generative pre-training. Technical report, OpenAI.
- Marek Rei and Anders Sogaard. 2019. Jointly learning to label sentences and tokens. In *Proc. of AAAI*.
- Marek Rei and Helen Yannakoudakis. 2016. Compositional sequence labeling models for error detection in learner writing. In *Proc. of ACL*.
- Rachel Rudinger, Aaron Steven White, and Benjamin Van Durme. 2018. Neural models of factuality. In *Proc. of NAACL*.
- Roser Saurí and James Pustejovsky. 2009. Factbank: a corpus annotated with event factuality. *Language Resources and Evaluation*, 43:227–268.
- Roser Saurí and James Pustejovsky. 2012. Are you sure that this happened? Assessing the factuality degree of events in text. *Computational Linguistics*, 38:261–299.
- Nathan Schneider, Jena D. Hwang, Vivek Srikumar, Jakob Prange, Austin Blodgett, Sarah R. Moeller, Aviram Stern, Adi Bitan, and Omri Abend. 2018. Comprehensive supersense disambiguation of English prepositions and possessives. In *Proc. of ACL*.
- Xing Shi, Kevin Knight, and Deniz Yuret. 2016a. Why neural translations are the right length. In *Proc. of EMNLP*.

- Xing Shi, Inkit Padhi, and Kevin Knight. 2016b. Does string-based neural MT learn source syntax? In *Proc. of EMNLP*.
- Natalia Silveira, Timothy Dozat, Marie-Catherine de Marneffe, Samuel Bowman, Miriam Connor, John Bauer, and Christopher D. Manning. 2014. A gold standard dependency corpus for English. In *Proc. of LREC*.
- Gongbo Tang, Mathias Müller, Annette Rios, and Rico Sennrich. 2018. Why self-attention? A targeted evaluation of neural machine translation architectures. In *Proc. of EMNLP*.
- Ian Tenney, Patrick Xia, Berlin Chen, Alex Wang, Adam Poliak, R. Thomas McCoy, Najoung Kim, Benjamin Van Durme, Samuel R. Bowman, Dipanjan Das, and Ellie Pavlick. 2019. What do you learn from context? Probing for sentence structure in contextualized word representations. In *Proc. of ICLR*.
- Erik F. Tjong Kim Sang and Sabine Buchholz. 2000. Introduction to the CoNLL-2000 shared task: Chunking. In *Proc. of LLL and CoNLL*.
- Erik F. Tjong Kim Sang and Fien De Meulder. 2003. Introduction to the CoNLL-2003 shared task: Language-independent named entity recognition. In *Proc. of CoNLL*.
- Yulia Tsvetkov, Manaal Faruqui, Wang Ling, Guillaume Lample, and Chris Dyer. 2015. Evaluation of word vector representations by subspace alignment. In *Proc. of EMNLP*.
- Ashish Vaswani, Noam Shazeer, Niki Parmar, Jakob Uszkoreit, Llion Jones, Aidan N. Gomez, Lukasz Kaiser, and Illia Polosukhin. 2017. Attention is all you need. In *Proc. of NeurIPS*.
- Ethan Wilcox, Roger Levy, Takashi Morita, and Richard Futrell. 2018. What do RNN language models learn about filler-gap dependencies? In *Proc. of BlackboxNLP*.
- Zichao Yang, Phil Blunsom, Chris Dyer, and Wang Ling. 2017. Reference-aware language models. In *Proc. of EMNLP*.
- Helen Yannakoudakis, Ted Briscoe, and Ben Medlock. 2011. A new dataset and method for automatically grading ESOL texts. In *Proc. of ACL*.
- Michihiro Yasunaga, Jungo Kasai, and Dragomir R. Radev. 2018. Robust multilingual part-of-speech tagging via adversarial training. In *Proc. of NAACL*.
- Kelly W. Zhang and Samuel R. Bowman. 2018. Language modeling teaches you more syntax than translation does: Lessons learned through auxiliary task analysis. In *Proc. of BlackboxNLP*.
- Yukun Zhu, Ryan Kiros, Richard S. Zemel, Ruslan Salakhutdinov, Raquel Urtasun, Antonio Torralba, and Sanja Fidler. 2015. Aligning books and movies: Towards story-like visual explanations by watching movies and reading books. In *Proc. of ICCV*.

Appendices

A Probing Task Setup Details

Syntactic Constituency Ancestor Tagging We remove the top-level ROOT node in each sentence. For words that don't have a parent, grandparent, or great-grandparent, we set the label to "None". The example is then treated as any other, and the probing model is required to predict this "None" label during training and evaluation.

Preposition Supersense Disambiguation Since we focus on the linguistic knowledge within individual or pairs of CWRs, we train and evaluate our probing models on only single-word adpositions.

Conjunct Identification Our probing models are only trained and evaluated on sentences with a coordination construction in them.

B Probing Model Training Details

Our probing models are trained with Adam (Kingma and Ba, 2015), using a learning rate of 0.001. We train for 50 epochs, using early stopping with a patience of 3. Our models are implemented in the AllenNLP framework (Gardner et al., 2018).

C References to State-of-the-Art Task-Specific Models (Without Pretraining)

Task	Previous state of the art (without pretraining)
CCG Supertagging	94.7 (Lewis et al., 2016)
POS Tagging (PTB)	97.96 (Bohnet et al., 2018)
POS Tagging (EWT)	95.82 (Yasunaga et al., 2018)
Syntactic Chunking	95.77 (Hashimoto et al., 2017)
NER	91.38 (Hashimoto et al., 2017)
Semantic Tagging	95.15 (Bjerva et al., 2016)
Grammatical Error Detection	39.83 (Rei and Sogaard, 2019)
Preposition supersense ID (Role)	66.89 (Schneider et al., 2018)
Preposition supersense ID (Function)	78.29 (Schneider et al., 2018)
Event Factuality	77.10 (Rudinger et al., 2018)

Table 4: Performance of prior state of the art models (without pretraining) for each task.

Note that the performance reported in this paper for the preposition supersense identification models of (Schneider et al., 2018) differs from their published result. Their published result is the accuracy on all adpositions; since we only train and evaluate our model on single-word adpositions, the number we report in this paper is the performance of the Schneider et al. (2018) model on only single-word adpositions.

D Performance of Pretrained Contextualizers on All Tasks

D.1 Token Labeling (ELMo and OpenAI Transformer)

Pretrained Representation	POS			Supersense ID						
	CCG	PTB	EWT	Parent	GParent	GGParent	ST	PS-Role	PS-Fxn	EF
ELMo Original, Layer 0	73.43	93.31	89.71	85.23	54.58	41.57	83.99	41.45	52.41	52.49
ELMo Original, Layer 1	93.31	97.26	95.61	95.56	81.61	67.50	93.82	74.12	84.87	73.20
ELMo Original, Layer 2	91.23	96.45	94.52	94.35	76.22	62.32	92.41	75.44	83.11	72.11
ELMo Original, Scalar Mix	92.96	97.19	95.09	95.56	81.56	67.42	93.86	74.56	84.65	72.96
ELMo (4-layer), Layer 0	73.41	93.42	89.30	85.45	55.40	42.22	83.95	40.13	55.26	53.58
ELMo (4-layer), Layer 1	93.81	97.31	95.60	95.70	81.57	67.66	94.18	74.78	85.96	73.03
ELMo (4-layer), Layer 2	92.47	97.09	95.08	95.01	77.08	63.04	93.43	74.12	85.53	70.97
ELMo (4-layer), Layer 3	91.56	96.82	94.56	94.65	75.58	61.04	92.82	74.12	83.55	70.66
ELMo (4-layer), Layer 4	90.67	96.44	93.99	94.24	75.70	61.45	91.90	73.46	83.77	72.59
ELMo (4-layer), Scalar Mix	93.23	97.34	95.14	95.55	81.36	67.47	94.05	76.10	84.65	72.70
ELMo (transformer), Layer 0	73.06	93.27	89.42	85.59	55.03	41.38	83.81	41.45	54.39	53.13
ELMo (transformer), Layer 1	91.66	97.09	94.78	94.43	77.28	62.69	93.78	65.13	80.04	67.19
ELMo (transformer), Layer 2	92.68	96.93	95.13	95.15	81.37	67.39	93.71	69.74	80.26	70.88
ELMo (transformer), Layer 3	92.82	96.97	94.74	95.28	82.16	68.06	93.45	70.61	82.24	70.24
ELMo (transformer), Layer 4	91.86	96.71	94.41	94.97	81.48	67.33	92.82	72.81	82.02	69.97
ELMo (transformer), Layer 5	91.06	96.24	93.85	94.30	79.65	64.92	91.92	69.52	79.82	70.21
ELMo (transformer), Layer 6	90.19	96.33	93.62	93.98	77.40	63.49	91.78	65.57	80.48	70.82
ELMo (transformer), Scalar Mix	93.66	97.35	94.59	95.16	83.38	69.29	94.26	72.59	82.46	70.82
OpenAI transformer, Layer 0	71.58	89.54	87.44	84.50	56.24	46.31	81.18	37.72	48.90	55.03
OpenAI transformer, Layer 1	78.08	93.32	89.93	88.75	63.59	53.28	85.73	43.64	61.40	63.13
OpenAI transformer, Layer 2	78.19	92.71	85.27	88.22	65.85	56.34	85.54	52.41	66.45	65.69
OpenAI transformer, Layer 3	79.53	93.43	89.67	88.73	67.34	58.10	86.17	53.51	70.18	68.39
OpenAI transformer, Layer 4	80.95	93.82	91.28	90.07	69.34	60.74	87.34	58.55	71.27	69.82
OpenAI transformer, Layer 5	82.03	93.82	91.11	90.51	71.41	62.69	87.81	60.75	73.46	70.92
OpenAI transformer, Layer 6	82.38	93.45	88.09	90.32	72.10	63.68	87.46	64.04	74.12	72.08
OpenAI transformer, Layer 7	82.61	93.25	86.50	90.71	72.60	63.69	86.49	65.13	76.32	73.87
OpenAI transformer, Layer 8	81.43	92.10	86.66	91.00	72.66	64.01	86.65	66.23	76.97	73.86
OpenAI transformer, Layer 9	81.73	91.99	86.60	90.84	72.34	63.72	86.19	66.01	76.54	74.03
OpenAI transformer, Layer 10	81.73	92.05	86.37	90.74	71.41	62.45	86.22	63.38	75.88	73.30
OpenAI transformer, Layer 11	81.97	91.64	86.62	90.43	70.48	60.84	85.91	63.16	76.97	71.99
OpenAI transformer, Layer 12	82.69	92.18	90.87	90.89	69.14	58.74	87.43	63.60	75.66	71.34
OpenAI transformer, Scalar Mix	82.69	93.06	90.87	90.89	69.14	58.74	87.43	63.60	75.66	71.34
GloVe (840B.300d)	71.58	90.49	83.93	81.77	54.01	41.21	80.92	40.79	51.54	49.70
Previous state of the art	94.7	97.96	96.73	-	-	-	95.15	66.89	78.29	77.10

Table 5: Token labeling task performance of a linear probing model trained on the ELMo and OpenAI contextualizers, compared against a GloVe-based probing baseline and the previous state of the art.

D.2 Token Labeling (BERT)

Pretrained Representation	POS			Supersense ID						
	CCG	PTB	EWT	Parent	GParent	GGParent	ST	PS-Role	PS-Fxn	EF
BERT (base, cased), Layer 0	71.45	89.99	86.77	84.41	55.92	46.07	82.25	42.11	54.82	52.70
BERT (base, cased), Layer 1	81.67	93.80	90.58	89.47	62.92	50.93	88.89	50.88	67.76	59.83
BERT (base, cased), Layer 2	88.43	95.76	93.72	92.98	71.73	57.84	92.23	63.60	75.00	64.91
BERT (base, cased), Layer 3	89.77	96.08	94.30	93.92	73.24	58.57	92.85	64.69	78.95	65.58
BERT (base, cased), Layer 4	91.41	96.57	94.58	94.67	76.09	61.17	93.38	66.23	79.17	67.55
BERT (base, cased), Layer 5	92.22	96.68	94.93	95.10	77.79	63.56	93.47	68.20	82.89	69.08
BERT (base, cased), Layer 6	93.14	96.95	95.15	95.46	79.75	65.36	93.72	76.10	84.65	71.26
BERT (base, cased), Layer 7	93.51	96.92	95.12	95.70	80.38	65.96	93.62	77.85	86.40	71.54
BERT (base, cased), Layer 8	93.67	96.80	95.21	95.60	81.04	66.66	93.37	79.61	87.94	73.49
BERT (base, cased), Layer 9	93.51	96.68	94.94	95.64	80.70	66.53	93.18	79.39	86.84	75.11
BERT (base, cased), Layer 10	93.25	96.54	94.51	95.26	79.60	65.49	92.90	79.17	86.18	74.70
BERT (base, cased), Layer 11	92.75	96.40	94.31	95.00	78.50	64.34	92.64	77.41	85.53	75.11
BERT (base, cased), Layer 12	92.21	96.09	93.86	94.55	76.95	62.87	92.34	78.07	84.65	73.77
BERT (base, cased), Scalar Mix	93.78	97.02	95.63	95.83	81.67	67.48	93.85	78.51	85.96	74.88
BERT (large, cased), Layer 0	71.06	89.84	86.81	84.28	55.84	46.17	82.31	38.38	54.61	52.81
BERT (large, cased), Layer 1	79.49	92.58	89.45	88.50	60.96	49.88	87.16	53.51	65.13	59.49
BERT (large, cased), Layer 2	83.30	94.03	91.70	90.48	64.91	51.94	89.47	58.55	71.93	62.49
BERT (large, cased), Layer 3	83.32	94.09	91.92	90.76	64.99	52.26	89.67	58.33	72.81	62.52
BERT (large, cased), Layer 4	88.51	95.61	93.36	93.26	70.99	56.22	92.58	65.35	78.29	65.06
BERT (large, cased), Layer 5	89.69	95.95	94.15	93.94	72.62	57.58	93.05	62.06	76.97	65.79
BERT (large, cased), Layer 6	90.91	96.14	94.35	94.47	75.59	60.80	93.35	62.72	78.51	67.00
BERT (large, cased), Layer 7	91.72	96.30	94.64	94.55	76.35	60.98	93.55	67.98	81.36	66.42
BERT (large, cased), Layer 8	91.56	96.36	94.80	94.61	76.40	61.93	93.50	66.89	80.26	68.56
BERT (large, cased), Layer 9	91.76	96.31	94.86	94.70	75.95	61.60	93.44	66.89	82.02	69.12
BERT (large, cased), Layer 10	91.71	96.27	94.89	94.88	75.84	61.44	93.42	68.64	79.39	69.37
BERT (large, cased), Layer 11	92.01	96.26	94.96	95.10	77.01	62.79	93.39	70.83	81.80	71.12
BERT (large, cased), Layer 12	92.82	96.48	95.27	95.31	78.66	64.51	93.61	74.34	84.21	72.44
BERT (large, cased), Layer 13	93.48	96.73	95.56	95.72	80.51	65.85	93.83	76.54	85.75	72.91
BERT (large, cased), Layer 14	93.85	96.73	95.54	95.98	81.89	67.02	93.81	78.95	87.94	72.72
BERT (large, cased), Layer 15	94.21	96.72	95.80	96.10	82.46	67.53	93.76	79.17	89.25	72.79
BERT (large, cased), Layer 16	94.28	96.67	95.62	96.05	82.78	67.90	93.61	78.73	90.13	74.27
BERT (large, cased), Layer 17	94.13	96.53	95.55	95.92	82.56	67.74	93.45	79.17	87.06	75.52
BERT (large, cased), Layer 18	93.76	96.38	95.45	95.57	81.47	67.11	93.21	79.17	87.06	75.95
BERT (large, cased), Layer 19	93.36	96.25	95.30	95.38	80.47	66.08	93.01	76.10	85.96	76.25
BERT (large, cased), Layer 20	93.06	96.10	94.96	95.20	79.32	64.86	92.78	78.29	87.72	75.92
BERT (large, cased), Layer 21	91.83	95.38	94.05	94.16	76.84	62.43	91.65	74.12	82.89	75.16
BERT (large, cased), Layer 22	89.66	93.88	92.30	92.62	74.73	60.76	89.42	73.90	82.02	74.28
BERT (large, cased), Layer 23	88.70	93.02	91.90	92.36	73.33	59.27	88.92	69.08	80.70	73.54
BERT (large, cased), Layer 24	87.65	92.60	90.84	91.81	71.98	57.95	88.26	69.74	78.73	72.65
BERT (large, cased), Scalar Mix	94.48	97.17	96.05	96.27	83.51	68.90	93.96	78.95	87.06	76.13

Table 6: Token labeling task performance of a linear probing model trained on the BERT contextualizers.

D.3 Segmentation (ELMo and OpenAI Transformer)

Pretrained Representation	Chunk	NER	GED	Conj
ELMo Original, Layer 0	70.68	64.39	18.49	15.59
ELMo Original, Layer 1	90.04	82.85	29.37	38.72
ELMo Original, Layer 2	86.47	82.80	26.08	29.08
ELMo Original, Scalar Mix	89.29	82.90	27.54	39.57
ELMo (4-layer), Layer 0	70.57	63.96	8.46	15.15
ELMo (4-layer), Layer 1	89.78	81.04	28.07	36.37
ELMo (4-layer), Layer 2	87.18	80.19	29.24	31.44
ELMo (4-layer), Layer 3	86.20	81.56	28.51	28.57
ELMo (4-layer), Layer 4	85.07	82.06	23.85	26.31
ELMo (4-layer), Scalar Mix	86.67	82.37	30.46	28.42
ELMo (transformer), Layer 0	71.01	64.23	13.25	15.69
ELMo (transformer), Layer 1	91.75	78.51	25.29	26.56
ELMo (transformer), Layer 2	92.18	80.92	28.63	34.99
ELMo (transformer), Layer 3	92.14	80.80	29.16	38.23
ELMo (transformer), Layer 4	91.32	80.47	29.71	38.52
ELMo (transformer), Layer 5	89.18	81.21	30.80	35.49
ELMo (transformer), Layer 6	87.96	79.77	27.20	29.17
ELMo (transformer), Scalar Mix	92.08	81.68	26.56	38.45
OpenAI transformer, Layer 0	66.59	46.29	14.78	16.84
OpenAI transformer, Layer 1	77.87	48.88	19.72	17.59
OpenAI transformer, Layer 2	79.67	52.13	21.59	20.72
OpenAI transformer, Layer 3	80.78	52.40	22.58	22.36
OpenAI transformer, Layer 4	82.95	54.62	25.61	23.04
OpenAI transformer, Layer 5	84.67	56.25	29.69	25.53
OpenAI transformer, Layer 6	85.46	56.46	30.69	27.25
OpenAI transformer, Layer 7	86.06	57.73	33.10	30.68
OpenAI transformer, Layer 8	85.75	56.50	32.17	33.06
OpenAI transformer, Layer 9	85.40	57.31	31.90	32.65
OpenAI transformer, Layer 10	84.52	57.32	32.08	30.27
OpenAI transformer, Layer 11	83.00	56.94	30.22	26.60
OpenAI transformer, Layer 12	82.44	58.14	30.81	25.19
OpenAI transformer, Scalar Mix	87.44	59.39	30.81	25.19
GloVe (840B.300d)	62.28	53.22	14.94	10.53
Previous state of the art	95.77	91.38	34.76	-

Table 7: Token labeling task performance of a linear probing model trained on the ELMo and OpenAI contextualizers, compared against a GloVe-based probing baseline and the previous state of the art.

D.4 Segmentation (BERT)

Pretrained Representation	Chunk	NER	GED	Conj
BERT (base, cased), Layer 0	69.86	53.50	12.63	16.24
BERT (base, cased), Layer 1	75.56	66.94	16.85	21.83
BERT (base, cased), Layer 2	86.64	71.08	22.66	22.87
BERT (base, cased), Layer 3	87.70	73.83	25.80	25.50
BERT (base, cased), Layer 4	90.64	77.28	31.35	29.39
BERT (base, cased), Layer 5	91.21	78.81	32.34	30.58
BERT (base, cased), Layer 6	92.29	80.81	37.85	35.26
BERT (base, cased), Layer 7	92.64	81.50	40.14	35.86
BERT (base, cased), Layer 8	92.11	82.45	42.08	42.26
BERT (base, cased), Layer 9	91.95	82.71	43.20	43.93
BERT (base, cased), Layer 10	91.30	82.66	42.46	43.38
BERT (base, cased), Layer 11	90.71	82.42	43.30	41.35
BERT (base, cased), Layer 12	89.38	80.64	39.87	39.34
BERT (base, cased), Scalar Mix	92.96	82.43	43.22	43.15
<hr/>				
BERT (large, cased), Layer 0	70.42	53.95	13.44	16.65
BERT (large, cased), Layer 1	73.98	65.92	16.20	19.58
BERT (large, cased), Layer 2	79.82	67.96	17.26	20.01
BERT (large, cased), Layer 3	79.50	68.82	17.42	21.83
BERT (large, cased), Layer 4	87.49	71.13	24.06	23.21
BERT (large, cased), Layer 5	89.81	72.06	30.27	24.13
BERT (large, cased), Layer 6	89.92	74.30	31.44	26.75
BERT (large, cased), Layer 7	90.39	75.93	33.27	27.74
BERT (large, cased), Layer 8	90.28	76.99	33.34	29.94
BERT (large, cased), Layer 9	90.09	78.87	33.16	30.07
BERT (large, cased), Layer 10	89.92	80.08	33.31	30.17
BERT (large, cased), Layer 11	90.20	81.23	34.49	31.78
BERT (large, cased), Layer 12	91.22	83.00	37.27	34.10
BERT (large, cased), Layer 13	93.04	83.66	40.10	35.04
BERT (large, cased), Layer 14	93.64	84.11	43.11	39.67
BERT (large, cased), Layer 15	93.18	84.21	44.92	43.12
BERT (large, cased), Layer 16	93.14	84.34	45.37	46.54
BERT (large, cased), Layer 17	92.80	84.44	45.60	47.76
BERT (large, cased), Layer 18	91.72	84.03	45.82	47.34
BERT (large, cased), Layer 19	91.48	84.29	46.46	46.00
BERT (large, cased), Layer 20	90.78	84.25	46.07	44.81
BERT (large, cased), Layer 21	87.97	82.36	44.53	41.91
BERT (large, cased), Layer 22	85.19	77.58	43.03	37.49
BERT (large, cased), Layer 23	84.23	77.02	42.00	35.21
BERT (large, cased), Layer 24	83.30	74.83	41.29	34.38
BERT (large, cased), Scalar Mix	93.59	84.98	47.32	45.94

Table 8: Token labeling task performance of a linear probing model trained on the BERT contextualizers.

D.5 Pairwise Relations (ELMo and OpenAI Transformer)

Pretrained Representation	Syntactic Dep. Arc Prediction		Syntactic Dep. Arc Prediction		Semantic Dep. Arc Prediction	Semantic Dep. Arc Classification	Coreference Arc Prediction
	PTB	EWT	PTB	EWT			
ELMo (original), Layer 0	78.27	77.73	82.05	78.52	70.65	77.48	72.89
ELMo (original), Layer 1	89.04	86.46	96.13	93.01	87.71	93.31	71.33
ELMo (original), Layer 2	88.33	85.34	94.72	91.32	86.44	90.22	68.46
ELMo (original), Scalar Mix	89.30	86.56	95.81	91.69	87.79	93.13	73.24
ELMo (4-layer), Layer 0	78.09	77.57	82.13	77.99	69.96	77.22	73.57
ELMo (4-layer), Layer 1	88.79	86.31	96.20	93.20	87.15	93.27	72.93
ELMo (4-layer), Layer 2	87.33	84.75	95.38	91.87	85.29	90.57	71.78
ELMo (4-layer), Layer 3	86.74	84.17	95.06	91.55	84.44	90.04	70.11
ELMo (4-layer), Layer 4	87.61	85.09	94.14	90.68	85.81	89.45	68.36
ELMo (4-layer), Scalar Mix	88.98	85.94	95.82	91.77	87.39	93.25	73.88
ELMo (transformer), Layer 0	78.10	78.04	81.09	77.67	70.11	77.11	72.50
ELMo (transformer), Layer 1	88.24	85.48	93.62	89.18	85.16	90.66	72.47
ELMo (transformer), Layer 2	88.87	84.72	94.14	89.40	85.97	91.29	73.03
ELMo (transformer), Layer 3	89.01	84.62	94.07	89.17	86.83	90.35	72.62
ELMo (transformer), Layer 4	88.55	85.62	94.14	89.00	86.00	89.04	71.80
ELMo (transformer), Layer 5	88.09	83.23	92.70	88.84	85.79	89.66	71.62
ELMo (transformer), Layer 6	87.22	83.28	92.55	87.13	84.71	87.21	66.35
ELMo (transformer), Scalar Mix	90.74	86.39	96.40	91.06	89.18	94.35	75.52
OpenAI transformer, Layer 0	80.80	79.10	83.35	80.32	76.39	80.50	72.58
OpenAI transformer, Layer 1	81.91	79.99	88.22	84.51	77.70	83.88	75.23
OpenAI transformer, Layer 2	82.56	80.22	89.34	85.99	78.47	85.85	75.77
OpenAI transformer, Layer 3	82.87	81.21	90.89	87.67	78.91	87.76	75.81
OpenAI transformer, Layer 4	83.69	82.07	92.21	89.24	80.51	89.59	75.99
OpenAI transformer, Layer 5	84.53	82.77	93.12	90.34	81.95	90.25	76.05
OpenAI transformer, Layer 6	85.47	83.89	93.71	90.63	83.88	90.99	74.43
OpenAI transformer, Layer 7	86.32	84.15	93.95	90.82	85.15	91.18	74.05
OpenAI transformer, Layer 8	86.84	84.06	94.16	91.02	85.23	90.86	74.20
OpenAI transformer, Layer 9	87.00	84.47	93.95	90.77	85.95	90.85	74.57
OpenAI transformer, Layer 10	86.76	84.28	93.40	90.26	85.17	89.94	73.86
OpenAI transformer, Layer 11	85.84	83.42	92.82	89.07	83.39	88.46	72.03
OpenAI transformer, Layer 12	85.06	83.02	92.37	89.08	81.88	87.47	70.44
OpenAI transformer, Scalar Mix	85.06	83.02	92.37	89.08	81.88	87.47	76.47
GloVe (840B.300d)	74.14	73.94	77.54	72.74	68.94	71.84	72.96

Table 9: Pairwise relation task performance of a linear probing model trained on the ELMo and OpenAI contextualizers, compared against a GloVe-based probing baseline.

D.6 Pairwise Relations (BERT)

Pretrained Representation	Syntactic Dep. Arc Prediction		Syntactic Dep. Arc Classification		Semantic Dep. Arc Prediction	Semantic Dep. Arc Classification	Coreference Arc Prediction
	PTB	EWT	PTB	EWT			
BERT (base, cased), Layer 0	83.00	80.36	83.47	79.15	80.26	80.35	74.93
BERT (base, cased), Layer 1	83.66	81.69	86.92	82.62	80.81	82.69	75.35
BERT (base, cased), Layer 2	84.00	82.66	91.90	88.51	79.34	87.45	75.19
BERT (base, cased), Layer 3	84.12	82.86	92.80	89.49	79.05	88.41	75.83
BERT (base, cased), Layer 4	85.50	84.07	93.91	91.02	81.37	90.20	76.14
BERT (base, cased), Layer 5	86.67	84.69	94.87	92.01	83.41	91.34	76.35
BERT (base, cased), Layer 6	87.98	85.91	95.57	93.01	85.73	92.47	75.95
BERT (base, cased), Layer 7	88.24	86.30	95.65	93.31	85.96	92.75	75.37
BERT (base, cased), Layer 8	88.64	86.49	95.90	93.39	86.59	93.18	76.39
BERT (base, cased), Layer 9	88.76	86.17	95.84	93.32	86.74	92.68	76.62
BERT (base, cased), Layer 10	88.16	85.86	95.42	92.82	86.29	91.79	76.84
BERT (base, cased), Layer 11	87.74	85.40	95.09	92.37	85.83	91.07	76.88
BERT (base, cased), Layer 12	85.93	83.99	94.79	91.70	82.71	90.10	76.78
BERT (base, cased), Scalar Mix	89.06	86.58	95.91	93.10	87.10	93.38	77.88
BERT (large, cased), Layer 0	82.22	79.92	83.57	79.32	79.04	81.25	73.75
BERT (large, cased), Layer 1	81.65	80.04	85.23	80.95	77.97	81.36	73.99
BERT (large, cased), Layer 2	81.84	80.09	87.39	83.80	77.17	82.44	73.89
BERT (large, cased), Layer 3	81.66	80.35	87.36	83.74	76.92	82.91	73.62
BERT (large, cased), Layer 4	83.56	82.17	91.44	88.45	78.43	87.32	72.99
BERT (large, cased), Layer 5	84.24	82.94	92.33	89.62	79.28	88.85	73.34
BERT (large, cased), Layer 6	85.05	83.50	93.75	91.02	80.18	90.14	74.02
BERT (large, cased), Layer 7	85.43	84.03	94.06	91.65	80.64	90.69	74.55
BERT (large, cased), Layer 8	85.41	83.92	94.18	91.66	80.64	90.82	75.92
BERT (large, cased), Layer 9	85.35	83.76	94.11	91.10	80.64	90.62	76.00
BERT (large, cased), Layer 10	85.51	83.92	94.09	91.17	81.51	90.43	76.19
BERT (large, cased), Layer 11	85.91	83.88	94.48	91.73	82.05	91.13	75.86
BERT (large, cased), Layer 12	86.80	85.13	95.03	92.37	83.99	92.08	75.13
BERT (large, cased), Layer 13	87.64	86.00	95.54	93.02	84.91	92.74	74.63
BERT (large, cased), Layer 14	88.62	86.50	95.94	93.62	85.91	93.51	75.16
BERT (large, cased), Layer 15	88.87	86.95	96.02	93.66	86.49	93.86	75.58
BERT (large, cased), Layer 16	89.36	87.25	96.18	93.86	87.79	93.83	75.15
BERT (large, cased), Layer 17	89.62	87.47	96.01	93.88	88.14	93.41	75.93
BERT (large, cased), Layer 18	89.41	87.00	95.82	93.47	87.77	93.00	77.85
BERT (large, cased), Layer 19	88.78	86.60	95.59	92.98	87.16	92.27	80.47
BERT (large, cased), Layer 20	88.24	85.87	95.12	92.47	86.45	91.33	80.94
BERT (large, cased), Layer 21	86.48	84.21	94.21	91.12	83.94	89.42	81.14
BERT (large, cased), Layer 22	85.42	83.24	92.94	90.02	82.01	88.17	80.36
BERT (large, cased), Layer 23	84.69	82.81	92.28	89.47	81.07	87.32	79.64
BERT (large, cased), Layer 24	83.24	81.48	91.07	87.88	78.24	85.98	79.35
BERT (large, cased), Scalar Mix	90.09	87.51	96.15	93.61	88.49	94.25	81.16

Table 10: Pairwise relation task performance of a linear probing model trained on the BERT contextualizers.

E Full Results for Transferring Between Pretraining Tasks

E.1 Token Labeling

Pretrained Representation	Supersense ID				
	POS (EWT)	ST	PS-Role	PS-Fxn	EF
Untrained ELMo (original), Layer 0	77.05	76.09	36.99	48.17	43.08
Untrained ELMo (original), Layer 1	56.03	68.63	16.01	24.71	45.57
Untrained ELMo (original), Layer 2	55.89	68.51	16.01	25.44	46.06
CCG, Layer 0	84.33	79.53	38.38	53.29	47.71
CCG, Layer 1	88.02	87.97	46.27	58.48	57.96
CCG, Layer 2	87.81	87.38	43.79	58.55	57.98
Chunk, Layer 0	82.51	78.45	37.06	49.12	38.93
Chunk, Layer 1	87.33	87.42	44.81	59.36	55.66
Chunk, Layer 2	86.61	87.04	39.91	58.11	56.95
PTB (POS), Layer 0	84.58	79.95	37.43	49.49	46.19
PTB (POS), Layer 1	90.53	90.10	42.47	59.80	61.28
PTB (POS), Layer 2	90.45	89.83	44.37	58.92	62.14
Parent, Layer 0	81.84	78.47	36.33	49.71	38.35
Parent, Layer 1	87.21	87.36	45.98	58.85	54.45
Parent, Layer 2	86.57	86.18	42.69	58.48	54.58
GParent, Layer 0	81.85	78.77	37.06	51.75	40.46
GParent, Layer 1	86.05	86.78	46.86	60.82	55.58
GParent, Layer 2	85.64	86.17	45.25	62.13	55.65
GGParent, Layer 0	81.44	77.88	38.74	49.12	42.17
GGParent, Layer 1	83.51	85.23	44.08	57.68	55.77
GGParent, Layer 2	83.17	84.10	39.40	56.29	55.82
Syn. Arc Prediction (PTB), Layer 0	79.97	77.34	36.26	47.15	38.81
Syn. Arc Prediction (PTB), Layer 1	80.67	82.60	40.06	54.61	47.86
Syn. Arc Prediction (PTB), Layer 2	78.83	80.91	34.65	52.12	45.64
Syn. Arc Classification, Layer 0	83.61	79.61	37.21	51.97	42.07
Syn. Arc Classification, Layer 1	89.28	88.70	47.22	61.11	55.55
Syn. Arc Classification, Layer 2	88.77	88.12	44.66	58.92	56.16
Sem. Arc Prediction, Layer 0	78.64	76.95	34.43	49.78	39.64
Sem. Arc Prediction, Layer 1	74.66	74.83	33.92	47.88	36.46
Sem. Arc Prediction, Layer 2	74.06	73.42	30.85	45.39	35.63
Sem. Arc Classification, Layer 0	83.17	79.17	38.60	51.54	44.79
Sem. Arc Classification, Layer 1	86.45	87.04	44.81	58.19	55.18
Sem. Arc Classification, Layer 2	85.42	85.87	41.45	58.55	52.87
Conj, Layer 0	72.21	73.87	37.43	47.95	36.33
Conj, Layer 1	64.95	68.96	27.70	41.89	42.10
Conj, Layer 2	64.03	67.17	27.56	37.21	40.59
BiLM, Layer 0	87.54	90.22	50.88	67.32	59.65
BiLM, Layer 1	86.55	87.19	50.22	67.11	59.32
BiLM, Layer 2	86.49	89.67	49.34	66.01	59.45
ELMo (original), Layer 0	89.71	83.99	41.45	52.41	52.49
ELMo (original), Layer 1	95.61	93.82	74.12	84.87	73.20
ELMo (original), Layer 2	94.52	92.41	75.44	83.11	72.11
GloVe (840B.300d)	83.93	80.92	40.79	51.54	49.70

Table 11: Target token labeling task performance of contextualizers pretrained on a variety of different tasks. The probing model used is linear, and the contextualizer architecture is ELMo (original).

E.2 Segmentation

Pretrained Representation		
	NER	GED
Untrained ELMo (original), Layer 0	24.71	0.00
Untrained ELMo (original), Layer 1	0.00	0.00
Untrained ELMo (original), Layer 2	0.00	0.00
CCG, Layer 0	32.30	8.89
CCG, Layer 1	44.01	22.68
CCG, Layer 2	42.45	25.15
Chunk, Layer 0	23.47	5.80
Chunk, Layer 1	45.44	5.46
Chunk, Layer 2	43.59	24.11
PTB (POS), Layer 0	32.64	7.87
PTB (POS), Layer 1	52.03	5.80
PTB (POS), Layer 2	52.04	9.76
Parent, Layer 0	25.11	6.66
Parent, Layer 1	42.76	6.22
Parent, Layer 2	42.49	8.33
GParent, Layer 0	30.39	4.58
GParent, Layer 1	47.67	6.20
GParent, Layer 2	47.87	10.34
GGParent, Layer 0	28.57	2.25
GGParent, Layer 1	46.21	4.32
GGParent, Layer 2	45.34	3.74
Syn. Arc Prediction (PTB), Layer 0	26.77	1.82
Syn. Arc Prediction (PTB), Layer 1	43.93	5.94
Syn. Arc Prediction (PTB), Layer 2	41.83	14.50
Syn. Arc Classification, Layer 0	33.10	3.51
Syn. Arc Classification, Layer 1	50.76	3.92
Syn. Arc Classification, Layer 2	49.64	5.77
Sem. Arc Prediction, Layer 0	24.47	1.05
Sem. Arc Prediction, Layer 1	34.47	10.78
Sem. Arc Prediction, Layer 2	31.30	10.77
Sem. Arc Classification, Layer 0	34.00	5.08
Sem. Arc Classification, Layer 1	48.07	5.39
Sem. Arc Classification, Layer 2	46.67	6.24
Conj, Layer 0	17.15	3.99
Conj, Layer 1	37.61	0.87
Conj, Layer 2	34.78	2.38
BiLM, Layer 0	56.05	3.99
BiLM, Layer 1	57.19	1.22
BiLM, Layer 2	57.05	1.03
ELMo (original), Layer 0	64.39	18.49
ELMo (original), Layer 1	82.85	29.37
ELMo (original), Layer 2	82.80	26.08
GloVe (840B.300d)	53.22	14.94

Table 12: Target segmentation task performance of contextualizers pretrained on a variety of different tasks. The probing model used is linear, and the contextualizer architecture is ELMo (original).

E.3 Pairwise Prediction

Pretrained Representation	Syn. Arc Prediction (EWT)	Syn. Arc Classification (EWT)	Coreference Arc Prediction
Untrained ELMo (original), Layer 0	73.75	66.27	66.25
Untrained ELMo (original), Layer 1	68.40	56.73	62.82
Untrained ELMo (original), Layer 2	68.86	56.62	63.15
CCG, Layer 0	75.92	69.84	67.84
CCG, Layer 1	84.93	85.59	62.10
CCG, Layer 2	84.45	84.59	59.19
Chunk, Layer 0	76.67	69.72	65.60
Chunk, Layer 1	85.18	86.50	62.74
Chunk, Layer 2	84.80	84.84	60.23
PTB (POS), Layer 0	76.07	70.32	67.50
PTB (POS), Layer 1	83.97	86.64	63.43
PTB (POS), Layer 2	83.88	86.44	61.61
Parent, Layer 0	76.20	68.99	67.80
Parent, Layer 1	84.93	86.15	62.69
Parent, Layer 2	85.57	85.61	59.10
GParent, Layer 0	76.59	69.51	68.99
GParent, Layer 1	85.96	85.33	60.84
GParent, Layer 2	85.69	84.38	58.76
GGParent, Layer 0	76.28	69.91	69.24
GGParent, Layer 1	85.74	83.45	59.73
GGParent, Layer 2	85.49	82.12	58.89
Syn. Arc Prediction (PTB), Layer 0	77.04	68.01	68.28
Syn. Arc Prediction (PTB), Layer 1	90.39	81.00	60.29
Syn. Arc Prediction (PTB), Layer 2	90.82	76.50	57.46
Syn. Arc Classification, Layer 0	76.14	71.80	68.40
Syn. Arc Classification, Layer 1	86.55	90.04	62.10
Syn. Arc Classification, Layer 2	87.46	89.35	59.74
Sem. Arc Prediction, Layer 0	76.25	67.73	69.44
Sem. Arc Prediction, Layer 1	84.91	73.11	57.62
Sem. Arc Prediction, Layer 2	85.86	69.75	55.91
Sem. Arc Classification, Layer 0	75.85	70.12	68.96
Sem. Arc Classification, Layer 1	85.30	86.21	60.25
Sem. Arc Classification, Layer 2	86.10	84.50	58.39
Conj, Layer 0	72.62	58.40	68.50
Conj, Layer 1	80.84	68.12	58.46
Conj, Layer 2	80.46	64.30	57.89
BiLM, Layer 0	84.27	86.74	71.75
BiLM, Layer 1	86.36	86.86	70.47
BiLM, Layer 2	86.44	86.19	70.14
ELMo (original), Layer 0	77.73	78.52	72.89
ELMo (original), Layer 1	86.46	93.01	71.33
ELMo (original), Layer 2	85.34	91.32	68.46
GloVe (840B.300d)	73.94	72.74	72.96

Table 13: Target pairwise prediction task performance of contextualizers pretrained on a variety of different tasks. The probing model used is linear, and the contextualizer architecture is ELMo (original).