

Drawing planar graphs with few segments on a polynomial grid^{*}

Philipp Kindermann¹, Tamara Mchedlidze², Thomas Schneck³, and Antonios Symvonis⁴

¹ Universität Würzburg, Germany, philipp.kindermann@uni-wuerzburg.de

² Karlsruhe Institute of Technology (KIT), Germany, mched@iti.uka.de

³ Universität Tübingen, Germany, thomas.schneck@uni-tuebingen.de

⁴ National Technical University of Athens, Greece, symvonis@math.ntua.gr

Abstract. The visual complexity of a graph drawing can be measured by the number of geometric objects used for the representation of its elements. In this paper, we study planar graph drawings where edges are represented by few segments. In such a drawing, one segment may represent multiple edges forming a path. Drawings of planar graphs with few segments were intensively studied in the past years. However, the area requirements were only considered for limited subclasses of planar graphs. In this paper, we show that trees have drawings with $3n/4 - 1$ segments and n^2 area, improving the previous result of $O(n^{3.58})$. We also show that 3-connected planar graphs and biconnected outerplanar graphs have a drawing with $8n/3 - O(1)$ and $3n/2 - O(1)$ segments, respectively, and $O(n^3)$ area.

1 Introduction

The quality of a graph drawing can be assessed in a variety of ways: area, crossing number, bends, angular resolution, and many more. All these measures have their justification, but in general it is challenging to optimize all of them in a single drawing. Recently, the *visual complexity* was suggested as another quality measure for drawings [24]. The visual complexity denotes the number of simple geometric entities used in the drawing.

The visual complexity of a straight-line graph drawing can be formalized as the number of segments formed by its edges, which we refer to as *segment complexity*. Notice that edges constituting a single segment form a path in the graph. The idea of representing graphs with fewer segments complies with the Gestalt principles of perception, which are rules for the organization of perceptual scenes introduced in the area of psychology in the 19th century [17]. According to the law of continuation, the edges forming a segment may be easier grouped by our perception into a single entity. Therefore, drawing graphs with fewer segments may ease their perceptual processing. A recent user study [16] suggests that lowering the segment complexity may positively influence aesthetics, depending on

^{*} This work was initiated at the Workshop on Graph and Network Visualization 2017. The work of P. Kindermann was partially supported by DFG grant SCHU 2458/4-1.

the background of the observer, as long as it does not introduce unnecessarily sharp corners. From the theoretical perspective, it is natural to ask for a drawing of a graph with the smallest segment complexity. It is not surprising that it is NP-hard to determine whether a graph has a drawing with segment complexity k [9]. However, we can still expect to prove bounds for certain graph classes.

Dujmović et al. [7] were the first to study drawings with few segments and provided upper and lower bounds for several planar graph classes. Since then, several new results have been provided ([8,13,14,20,21], refer also to Table 1). These results shed only a little light on the area requirements of the drawings. In particular, in his thesis, Mondal [20] gives an algorithm for triangulations that produces drawings with $8n/3 - O(1)$ segments on a grid of size $2^{O(n \log n)}$ in general and $2^{O(n)}$ for triangulations of bounded degree. Even with this large grid, the algorithm uses substantially more segments than the best-known algorithm for triangulations without the grid requirement by Durocher and Mondal [8], which uses $7n/3 - O(1)$ segments. Recently, Hülten Schmidt et al. [13] presented algorithms that produce drawings with $3n/4$ segments and $O(n^{3.58})$ area for trees, and $3n/2$ and $8n/3$ segments for outerplanar graphs and 3-trees, respectively, and $O(n^3)$ area. Igamberdiev et al. [14] have provided an algorithm to construct drawings of planar cubic 3-connected graphs with $n/2$ segments and $O(n^2)$ area.

Our Contribution. In this paper, we concentrate on finding drawings with low segment complexity on a small grid. Our contribution is summarized in Table 1. In Section 2, we show that every tree has a drawing with at most $3n/4 - 1$ segments on the $n \times n$ grid, improving the area bound by Hülten Schmidt et al. [13]. We then focus on drawing 3-connected planar graphs in Section 3. Using a combination of Schnyder realizers and orderly spanning trees, we show that every 3-connected planar graph can be drawn with $m - (n - 4)/3 \leq (8n - 14)/3$ segments on an $O(n) \times O(n^2)$ grid. Finally, in Section 4, we use this result to draw on an $O(n) \times O(n^2)$ grid maximal 4-connected graphs with $5n/2 - 4$ segments, biconnected outerplanar graphs with $(3n - 3)/2$ segments, connected outerplanar graphs with $(7n - 9)/4$ segments, and connected planar graphs with $(17n - 38)/6$ segments. All our proofs are constructive and yield algorithms to obtain such drawings in $O(n)$ time. As a side result, we also prove that the total number of leaves in every Schnyder realizer of a 3-connected planar graph is at most $2n + 1$, which was only known for maximal planar graphs [2,19]. For the results on biconnected outerplanar 3- and 4-connected graphs, we use techniques that have been used to construct monotone drawings; thus, as a side result, these drawings are also monotone⁵.

We note that there are three trivial lower bounds for the segment complexity of a general graph $G = (V, E)$ with n vertices and m edges: (i) $\vartheta/2$, where ϑ is the number of odd-degree vertices, (ii) $\max_{v \in V} \lceil \deg(v)/2 \rceil$, and (iii) $\lceil m/(n-1) \rceil$.

⁵ A path P in a straight-line drawing of a graph is *monotone* if there exists a line l such that the orthogonal projections of the vertices of P on l appear along l in the order induced by P . A drawing is monotone if there is a monotone path between every pair of vertices.

Table 1: Upper and lower bounds on the visual complexity of segment drawings. Here, n is the number of vertices, m is the number of edges, ϑ is the number of odd-degree vertices, and b is the number of maximal biconnected components. Constant-term additions or subtractions have been omitted. Entries marked by a * are monotone drawings.

Class	Segments		Segments on the grid		
	Lower b.	Upper b.	Segments	Grid	Ref.
tree	$\vartheta/2$ [7]	$\vartheta/2$ [7]	$3n/4$	$O(n^2) \times O(n^{1.58})$	[13]
			$3n/4$	$n \times n$	Th. 1
			$\vartheta/2$	quasipoly.	[13]
max. outerplanar	n [7]	n [7]	$3n/2$	$O(n) \times O(n^2)$	[13]
2-conn. outerplanar	n [7]		* $m - n/2$	$O(n) \times O(n^2)$	Th. 4
			* $3n/2$	$O(n) \times O(n^2)$	Cor. 2
outerplanar	n [7]		$3n/2 + b$	$O(n) \times O(n^2)$	Th. 5
			$7n/4$	$O(n) \times O(n^2)$	Cor. 3
2-tree	$3n/2$ [7]	$3n/2$ [7]			
planar 3-tree	$2n$ [7]	$2n$ [7]	$8n/3$	$O(n) \times O(n^2)$	[13]
2-conn. planar	$2n$ [7]	$8n/3$ [8]	→ planar		
3-conn. planar	$2n$ [7]	$5n/2$ [7]	* $m - n/3$	$O(n) \times O(n^2)$	Th. 2
			* $8n/3$	$O(n) \times O(n^2)$	Cor. 1
cubic 3-conn. planar triangulation	$n/2$ [21]	$n/2$ [14]	$n/2$	$O(n) \times O(n)$	[14]
4-conn. planar	$2n$ [8]	$7n/3$ [8]	* $8n/3$	$O(n) \times O(n^2)$	Cor. 1
4-conn. triang.	$2n$ [8]	$21n/8$ [8]	* → 3-conn.		
planar	$2n$ [8]	$8n/3$ [8]	* $5n/2$	$O(n) \times O(n^2)$	Th. 3
			$17n/3 - m$	$O(n) \times O(n^2)$	Th. 6
			$17n/6$	$O(n) \times O(n^2)$	Cor. 4

These trivial lower bounds are the same as for the slope number of graphs [25], that is, the minimum number of slopes required to draw all edges, and the slope number is upper bounded by the number of segments required.

Relevant to segment complexity are the studies by Chaplick et al. [3,4] who consider drawings where all edges are to be covered by few lines (or planes); the difference to our problem is that collinear segments are counted only once in their model. In the same fashion, Kryven et al. [18] aim to cover all edges by few circles (or spheres).

2 Trees

Let $T = (V, E)$ be a tree with n vertices. In this section, we describe an algorithm to draw T with at most $3n/4 - 1$ segments on an $n \times n$ grid in $O(n)$ time.

If T consist only of vertices of degree 1 and 2, then it is a path and we can draw it with 1 segment and $n \times 1$ area. So, we will assume that there is at least one vertex with higher degree. We choose such a vertex as the root of T .

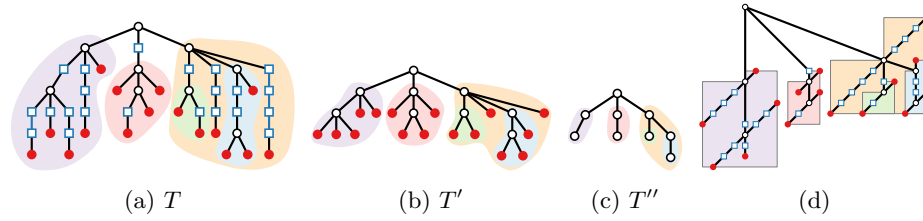


Fig. 1: (a) A tree T . Degree-2 vertices are squared, leaves are filled. (b) The tree T' obtained from T by contracting the degree-2 vertices. (c) The tree T'' obtained from T' by removing all leaves. (d) The drawing of our algorithm.

Denote the number of degree-2 vertices by β and the number of leaves by α . In the first step, we create another tree T' with $n - \beta$ vertices by contracting all edges incident to a degree-2 vertex. We say that a degree-2 vertex u *belongs* to a vertex v if v is the first descendent of u in T that has degree greater than 2. Note that T' has the same number of leaves as T . In the next step, we remove all leaves from T' and obtain a tree T'' with $n - \beta - \alpha$ vertices; see Fig. 1.

The main idea of our algorithm is as follows. We draw T'' with $n - \beta - \alpha - 1$ segments. Then, we add the α leaves in such a way that they either extend the segment of an edge, or that two of them share a segment, which results in at most $\alpha/2$ new segments. Finally, we place the β degree-2 vertices onto the segments without increasing the number of segments. This way, we get a drawing with at most $n - \beta - \alpha/2$ segments. Since T' has no degree-2 vertices, more than half of its vertices are leaves, so $\alpha > (n - \beta)/2$. Hence, the drawing has at most $3(n - \beta)/4 < 3n/4$ segments. Unfortunately, there are a few more details we have to take care of to achieve this bound.

Let v be a vertex in T'' , and let $T[v]$ be the subtree of T rooted at v . Let n_v denote the number of vertices in $T[v]$. Let v_1, \dots, v_k be the children of v in T'' . As induction hypotheses, we assume that each $T[v_i]$ is drawn inside a polygon B_i of *dimensions* (edge lengths) $\ell_i, r_i, t_i, b_i, w_i, h_i$ as indicated in Fig. 2a such that

- (\mathcal{I}_1) no vertex of $T[v_i]$ lies to the top-left of v_i , and
- (\mathcal{I}_2) B_i has area $n_i \times n_i$.

Using three steps, we describe how to draw $T[v]$ inside a polygon B_v of dimensions $\ell_v, r_v, t_v, b_v, w_v, h_v$ such that v lies at coordinate $(0, 0)$. First, we place $T[v_1], \dots, T[v_k]$. Second, we add the degree-2 vertices that belong to v_1, \dots, v_k . Finally, we add the leaf-children of v and the degree-2 vertices belonging to them.

Step 1. We aim at placing v_1 directly below v , and each polygon $B_i, i \geq 2$, to the right of polygon B_{i-1} , aligning v_i with the top boundary of B_{i-1} ; see Fig. 2b. We place v_1 at coordinate $(0, -1 - \sum_{i=1}^k t_i)$, and each v_i at coordinate $(x(v_{i-1}) + r_{i-1} + \ell_i + 1, y(v_{i-1}) + t_{i-1})$, where $x(v)$ and $y(v)$ are the x - and y -coordinates of v , respectively. By invariant (\mathcal{I}_2), the total width and height of the drawings of B_1, \dots, B_k are both at most $\sum_{i=1}^k n_{v_i}$.

Step 2. Let β_i be the number of degree-2 vertices that belong to v_i . We move each polygon B_i downwards by β_i , and place the degree-2 vertices above v_i ; see

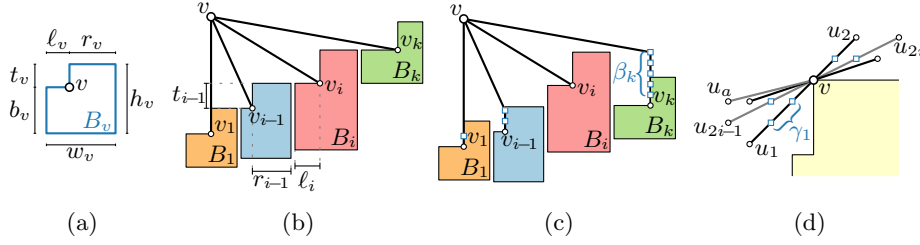


Fig. 2: Drawing of $T[v]$ with $k = 4$. (a) B_v ; (b) the children of v in T'' ; (c) the degree-2 vertices belonging to these children; and (d) the remaining vertices of $T[v]$ which form C_v .

Fig. 2c. This does not change the placement of any edge of v , the polygons are only moved downwards and are still disjoint, so the drawing remains planar. The height of the drawing increases by at most $\max_{i=1}^k \beta_i \leq \sum_{i=1}^k \beta_i$ to $\sum_{i=1}^k (n_{v_i} + \beta_i)$, while the width remains $\sum_{i=1}^k n_{v_i}$.

Step 3. Let C_v the subtree of $T[v]$ that consists of v , its leaf-children in T' , and the degree-2 vertices belonging to them. Let u_1, \dots, u_a be the leaves of C_v and let $\gamma_1, \dots, \gamma_a$ be the number of degree-2 vertices that belong to them. Without loss of generality, assume that $\gamma_1 \geq \dots \geq \gamma_a$. We first consider the case where a is even. We place the leaves alternatively to the bottom-left and to the top-right of v with as many rows between them and v as degree-2 vertices belong to them; we draw each u_{2i-1} and u_{2i} on a segment through v with slope $1/i$. To this end, we place u_{2i-1} at coordinate $(-\gamma_{2i-1} + 1) \cdot i, -\gamma_{2i-1} - 1$ and u_{2i} at coordinate $((\gamma_{2i} + 1) \cdot i, \gamma_{2i} + 1)$ (recall that u is placed at $(0, 0)$). We are able to place the degree-2 vertices that belong to these leaves between them and v ; see Fig. 2d.

If a is odd, then we apply the procedure described above for u_1, \dots, u_{a-1} . Vertex u_a is placed as follows. If v is a leaf in T'' , then we place u_a below v at coordinate $(0, -\gamma_a - 1)$. If v is not a leaf in T'' , and no degree-2 vertex belongs to v , and v is not the first child of its parent in T'' (that is, there will be no edge that leaves v vertically above), then we place u_a above v at coordinate $(0, \gamma_a + 1)$ such that it shares a segment with (v, v_1) . Otherwise, we place u_a as every other vertex u_i with odd index at coordinate $(-\gamma_a + 1) \cdot i, -\gamma_a - 1$.

By construction, the segments through v drawn at step 3 cannot intersect B_2, \dots, B_k , but there might be an intersection between the segment from u_1 to v and B_1 . In this case, we move B_1 downwards until the crossing disappears, which makes the drawing planar again. We call this action **Step 4**. Thus, we have created a drawing of $T[v]$ inside the polygon B_v that complies with invariant (\mathcal{I}_1) . In the following, we show that B_v satisfies invariant (\mathcal{I}_2) .

We analyze the width and height of the part of the drawing of C_v . Let $\gamma^L = \sum_{i=1}^{\lfloor a/2 \rfloor} \gamma_{2i-1}$ and $\gamma^R = \sum_{i=1}^{\lfloor a/2 \rfloor} \gamma_{2i}$ be the number of degree-2 vertices drawn to the left and right of v , respectively, and let $\gamma = \gamma^L + \gamma^R$.

Recall that $\gamma_1 \geq \dots \geq \gamma_a$ and leaf u_i was placed at y -coordinate $\pm(\gamma_i + 1)$. Hence, the vertices with the lowest and highest y -coordinate are u_1 at $y(u_1) =$

$-\gamma_1 - 1$ and u_2 at $y(u_2) = \gamma_2 + 1$, respectively. Thus, the height of the drawing of C_v is $1 = 1 + a + \gamma$ if $a = 0$; $2 + \gamma_1 = 1 + a + \gamma$ if $a = 1$; and $3 + \gamma_1 + \gamma_2 \leq 1 + a + \gamma$ if $a \geq 2$, so at most $1 + a + \gamma$ in total.

For analyzing the width of the drawing of C_v , we first consider those vertices that are drawn to the right of v . Let r be such that u_{2r} is the rightmost vertex at x -coordinate $(\gamma_{2r} + 1) \cdot r$. Since $\gamma_1 \geq \dots \geq \gamma_a$, we have that

$$\gamma^R = \sum_{i=1}^{\lfloor a/2 \rfloor} \gamma_{2i} \geq \sum_{i=1}^r \gamma_{2i} \geq r \cdot \gamma_{2r}.$$

Symmetrically, let ℓ be such that $u_{2\ell-1}$ is the leftmost vertex at x -coordinate $-(\gamma_{2\ell-1} + 1) \cdot \ell$. We have that

$$\gamma^L = \sum_{i=1}^{\lfloor a/2 \rfloor} \gamma_{2i-1} \geq \sum_{i=1}^{\ell} \gamma_{2i-1} \geq \ell \cdot \gamma_{2\ell-1}.$$

Hence, the total width of this part of the drawing is at most

$$1 + (\gamma_{2r} + 1) \cdot r + (\gamma_{2\ell-1} + 1) \cdot \ell \leq 1 + \ell + r + \gamma^L + \gamma^R \leq 1 + a + \gamma.$$

Recall that before step 3 the width of the drawing of $T[v]$ was $\sum_{i=1}^k n_{v_i}$ and the height was at most $\sum_{i=1}^k (n_{v_i} + \beta_i)$. In step 3, the width increases by at most $1 + a + \gamma$. In step 4, we move the drawing of $T[v_1]$ downwards if it is crossed by the segment between u_1 and v until this crossing is resolved. There cannot be a crossing if $y(u_1) > y(v_1)$, so we move it by at most $|y(u_1)|$ downwards, which is exactly the height of the part of the drawing of C_v that lies below v . Hence, the height in Steps 3 and 4 increases by at most the height of the drawing of C_v , which is $1 + a + \gamma$. Since $n_v = 1 + \sum_{i=1}^k (n_{v_i} + \beta_i) + a + \gamma$, the width and the height of B_v is at most n_v . With this we complete the proof of invariant (\mathcal{I}_2) .

We will now discuss the number of segments in T . Let r be the root of T , and let $v \in T'' \setminus \{r\}$. We need a few definitions; see Fig. 3. Let p_v be the parent of v in T'' . Let P_v be the path between v and p_v in T ; let $T^+[v] = T[v] \cup P_v$; let n_v^+ be the number of vertices in $T^+[v] \setminus \{p_v\}$; let e_v be the edge of P_v incident to p_v ; and let s_v be the number of segments used in the drawing of $T^+[v]$.

Lemma 1. *For any vertex $v \neq r$ of T'' , if e_v is drawn vertical, then $s_v \leq (3n_v^+ - 1)/4$, otherwise $s_v \leq 3n_v^+/4$.*

Proof. We prove the lemma by induction on the height of T'' , so we can assume that the bound holds for all children of v in T'' . Recall that u_1, \dots, u_a are the leaf-children of v in T' , v_1, \dots, v_k are the children of v in T'' , and v_1 is connected to v by a vertical segment. Let b be the number of degree-2 vertices that belong to v . Let $n' = \sum_{i=1}^k n_{v_i}^+$; then, $n_v^+ \geq n' + a + b + 1$. (There might be degree-2 vertices between v and its leaf-children in T' which we do not count.) By induction, $s_{v_1} \leq 3(n_{v_1}^+ - 1)/4$ and $s_{v_i} \leq 3n_{v_i}^+/4$ for $2 \leq i \leq k$, so $\sum_{i=1}^k s_{v_i} \leq (3n' - 1)/4$. It remains to analyze the number of segments for C_v and for the path P_v .

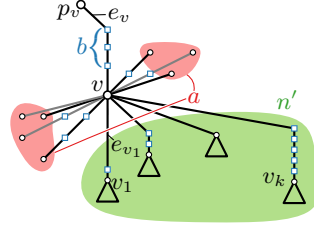


Fig. 3: Illustration of $T^+[v]$ in the proof of Lemma 1.

Case 1. v is a leaf in T'' and $b = 0$. Then, $n_v^+ \geq a + 1$. Since v is a leaf in T'' , it has at least two children in T , so $a \geq 2$.

Case 1.1. a is even. We use $a/2$ for C_v plus one for the edge e_v . Thus, $s_v \leq a/2 + 1 \leq (n_v^+ - 1)/2 + 1 = (3n_v^+ - n_v^+ + 2)/4 \leq (3n_v^+ - 1)/4$ since $n_v^+ \geq 3$.

Case 1.2. a is odd and e_v is vertical, so $a \geq 3$ and $n_v^+ \geq 4$. We use $(a - 1)/2$ segments for u_1, \dots, u_{a-1} and one segment for u_a and e_v . Thus, $s_v \leq (a - 1)/2 + 1 \leq n_v^+/2 \leq 3n_v^+/4 - 1$.

Case 1.3. a is odd and e_v is not vertical. We use one more segment than in Case 1.2, so $s_v \leq 3n_v^+/4$.

Case 2. v is a leaf in T'' and $b > 0$. Then, $a \geq 2$ and $n_v^+ \geq a + b + 1 \geq a + 2 \geq 4$

Case 2.1. a is even and e_v is vertical. We use $a/2$ segments for u_1, \dots, u_2 , and the degree-2 vertices that belong to v lie on a vertical segment with e_v . Hence, we have $s_v \leq a/2 + 1 \leq n_v^+/2 \leq 3n_v^+/4 - 1$.

Case 2.2. a is even and e_v is not vertical. We again have $n_v^+ \geq 4$. The degree-2 vertices that belong to v now lie on a different segment than e_v , so we have one more segment than in Case 2.1, so $s_v \leq 3n_v^+/4$.

Case 2.3. a is odd. We have $a \geq 3$ and thus $n_v^+ \geq 5$. We have drawn u_1, \dots, u_{a-1} paired up. We have drawn u_a on a vertical segment with the degree-2 vertices that belong to v , and we have possibly one more segment for e_v . Hence, we have $s_v \leq (a - 1)/2 + 2 \leq (n_v^+ + 1)/2 = (3n_v^+ - n_v^+ + 2)/4 \leq (3n_v^+ - 3)/4$.

Case 3. v is not a leaf in T'' and $b = 0$. We have $n_v^+ \geq n' + a + 1$, so $n' \leq n_v^+ - a - 1$.

Case 3.1. $a = 0$ and e_v is vertical. Then, $n_v^+ = n' + 1$ and e_v lies on a vertical segment with the edge e_{v_1} . Hence, $s_v \leq (3n' - 1)/4 = (3n_v^+ - 4)/4$.

Case 3.2. $a = 0$ and e_v is not vertical. Again, $n_v^+ = n' + 1$. We use one segment for e_v , so we have $s_v \leq (3n' - 1)/4 + 1 = 3n_v^+/4$.

Case 3.3. $a \geq 2$ is even. We use $a/2$ segments for C_v and one more for e_v . Hence, $s_v \leq (3n' - 1)/4 + a/2 + 1 = (3n' + 2a + 3)/4 \leq (3n_v^+ - a)/4 \leq (3n_v^+ - 2)/4$.

Case 3.4. a is odd and e_v is vertical. We use $(a + 1)/2$ segments for u_1, \dots, u_a , but e_v shares its vertical segment with e_{v_1} . Hence, $s_v \leq (3n' - 1)/4 + (a + 1)/2 = (3n' + 2a + 1)/4 \leq (3n_v^+ - a - 2)/4 \leq (3n_v^+ - 3)/4$.

Case 3.5. a is odd and e_v is not vertical. In this case, we place u_a above v such that it lies on a segment with e_{v_1} . We use $(a - 1)/2$ segments for u_1, \dots, u_{a-1} and one segment for e_v , so we have the same number of segments as in Case 3.4.

Case 4. v is not a leaf in T'' and $b > 0$. We have $n_v^+ \geq n' + a + b + 1 \geq n' + a + 2$.

Case 4.1. a is even. We use $a/2$ segments for u_1, \dots, u_a . The edges of the path

P_v share a vertical segment with e_{v_1} . We use at most one more segment for e_v , so $s_v \leq (3n' - 1)/4 + a/2 + 1 = (3n' + 2a + 3)/4 \leq (3n_v^+ - a - 3)/4 \leq (3n_v^+ - 3)/4$.

Case 4.2. a is odd and e_v is vertical. We use the exact same number of segments as in Case 3.4, so $s_v \leq (3n_v^+ - 3)/4$.

Case 4.3. a is odd and e_v is not vertical. We use $(a + 1)/2$ segments for u_1, \dots, u_a . The edges of the path P_v share a vertical segment with e_{v_1} , and we need one more segment for e_v . Hence, $s_v \leq (3n' - 1)/4 + (a + 1)/2 + 1 = (3n' + 2a + 5)/4 \leq (3n_v^+ - a - 1)/4 \leq (3n_v^+ - 2)/4$. \square

Now we can bound the total number of segments in the drawing of T .

Lemma 2. *Our algorithm draws T with at most $3n/4 - 1$ segments if $n \geq 3$.*

Proof. If T is a path with $n \geq 3$, then the bound trivially holds. If T is a subdivision of a star, then the bound also clearly holds. Otherwise, T'' consists of more than one vertex. Let v_1, \dots, v_k be the children of the root r of T'' such that v_1 is connected by a vertical edge. Recall that $n' = \sum_{i=1}^k n_{v_i}^+$. By Lemma 1, the subtrees $T[v_i]^+$, $i = 1, \dots, k$ contribute at most $(3n' - 1)/4$ segments to the drawing of T . Let a be the number of leaf children of r in T' . If a is even, then we use $a/2$ segments to draw them. If a is odd, then we align one of them with the vertical segment of v_1 , and draw the remaining with $(a - 1)/2$ segments. Since $n \geq n' + a + 1$, the total number of segments is at most $(3n' - 1)/4 + a/2 \leq 3n/4 - a/4 - 1 \leq 3n/4 - 1$. \square

All steps of the algorithm work in linear time. Sorting the leaf-children by the number of degree-2 vertices belonging to them can also be done in linear time with, e.g., CountingSort, as the numbers are bounded by n . Thus, Theorem 1 follows. Fig. 1d shows the result of our algorithm for the tree of Fig. 1a.

Theorem 1. *Any tree with $n \geq 3$ vertices can be drawn planar on an $n \times n$ grid with $3n/4 - 1$ segments in $O(n)$ time.*

3 3-connected planar graphs

In this section, we present an algorithm to compute planar drawings with at most $(8n - 14)/3$ segments for 3-connected planar graphs.

Let G be a triangulation. Let v_1, v_2, v_3 be the vertices of the outer face. We decompose the interior edges into three *Schnyder trees* T_1, T_2 , and T_3 rooted at v_1, v_2 , and v_3 , respectively. The edges of the trees are oriented towards their roots. For $k \in \{1, 2, 3\}$, we call each edge in T_k a *k-edge* and the parent of a vertex in T_k its *k-parent*. The decomposition is a *Schnyder realizer* [23] if at every interior vertex the edges are counter-clockwise ordered as: outgoing 1-edge, incoming 3-edges, outgoing 2-edge, incoming 1-edges, outgoing 3-edge, and incoming 2-edges; see Fig 4. A Schnyder tree T_k also contains the exterior edges of v_k , so each exterior edges lies in two Schnyder trees and each v_k is a leaf in the other two Schnyder trees; hence, each Schnyder tree is a spanning tree.

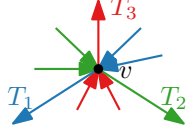


Fig. 4: Edges in a Schnyder realizer.

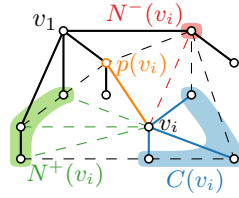


Fig. 5: Definition of orderly spanning tree (bold).

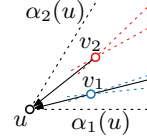


Fig. 6: Definition of slope-disjointness.

For 3-connected planar graphs, Schnyder realizers also exist [6,10], but the interior edges can be *bidirected*: an edge (u, v) is bidirected if it is an outgoing i -edge at u and an outgoing j -edge at v with $i \neq j$. All other edges are *unidirected*, that is, they are an outgoing i -edge at u and an incoming i -edge at v (or vice-versa). The restriction on the cyclic ordering around each vertex remains the same, but now the Schnyder trees are not necessarily edge-disjoint.

Chiang et al. [5] have introduced the notion of *orderly spanning trees*. Recently, orderly spanning trees were redefined by Hossain and Rahman [12] as *good spanning trees*. We will use the definition by Chiang et al., but note that these two definitions are equivalent. Two vertices in a rooted spanning tree are *unrelated* if neither of them is an ancestor of the other one. A tree is *ordered* if the circular order of the edges around each vertex is fixed. Let $G = (V, E)$ be a plane graph and let $r \in V$ lie on the outer face. Let T be an ordered spanning tree of G rooted at r that respects the embedding of G . Let v_1, \dots, v_n be the vertices of T as encountered in a counter-clockwise pre-order traversal. For any vertex v_i , let $p(v_i)$ be its parent in T , let $C(v_i)$ be the children of v_i in T , let $N(v_i)$ be the neighbors of v_i in G that are unrelated to v_i ; see Fig. 5. Further, let $N^-(v_i) = \{v_j \in N(v_i) \mid j < i\}$ and $N^+(v_i) = \{v_j \in N(v_i) \mid j > i\}$. Then, T is called *orderly* if the neighbors around every vertex v_i are in counter-clockwise order $p(v_i), N^-(v_i), C(v_i), N^+(v_i)$. In particular, this means that there is no edge in G between v_i and an ancestor in T that is not its parent and there is no edge in G between v_i and a descendent in T that is not its child. This fact is crucial, as it allows us to draw a path in an orderly spanning tree on a single segment without introducing overlapping edges.

Angelini et al. [1] have introduced the notion of a *slope-disjoint* drawing of a rooted tree T , which is defined as follows; see Fig. 6.

- (S1) For every vertex u in T , there exist two slopes $\alpha_1(u)$ and $\alpha_2(u)$ with $0 < \alpha_1(u) < \alpha_2(u) < \pi$, such that, for every edge e that is either $(p(u), u)$ or lies in $T[u]$, it holds that $\alpha_1(u) < \text{slope}(e) < \alpha_2(u)$;
- (S2) for every directed edge (v, u) in T , it holds that $\alpha_1(u) < \alpha_1(v) < \alpha_2(v) < \alpha_2(u)$ (recall that edges are directed towards the root); and
- (S3) for every two vertices u, v in T with $p(u) = p(v)$, it holds that either $\alpha_1(u) < \alpha_2(u) < \alpha_1(v) < \alpha_2(v)$ or $\alpha_1(v) < \alpha_2(v) < \alpha_1(u) < \alpha_2(u)$.

Lemma 3 ([1]). *Every slope-disjoint drawing of a tree is planar and monotone.*

We will now create a special slope-disjoint drawing for rooted orderly trees.

Lemma 4. *Let $T = (V, E)$ be an ordered tree rooted at a vertex r with λ leaves. Then, T admits a slope-disjoint drawing with λ segments on an $O(n) \times O(n^2)$ grid such that all slopes are integer. Such a drawing can be found in $O(n)$ time.*

Proof sketch. Let $v_1, \dots, v_n = r$ be the vertices of T as encountered in a counter-clockwise post-order traversal. Let $e_i = (v_i, p(v_i)), 1 \leq i < n$. We assign the slopes to the edges of T in the order e_1, \dots, e_{n-1} . We start with assigning slope $s_1 = 1$ to e_1 . For any other edge $e_i, 1 < i < n$, if v_i is a leaf in T , then we assign the slope $s_i = s_{i-1} + 1$ to e_i . Otherwise, since we traverse the vertices in a post-order, $p(v_{i-1}) = v_i$ and we assign the slope $s_i = s_{i-1}$ to e_i .

We create a drawing Γ of T as follows. We place $r = v_n$ at coordinate $(0, 0)$. For every other vertex v with parent p that is drawn at coordinate (x, y) , we place v at coordinate $(x + 1, y + \text{slope}(v))$.

We now analyze the number of segments used in Γ ; slope-disjointness, area, and running time are proven in Appendix A. The root r is an endpoint of $\deg(r)$ segments and every leaf is an endpoint of exactly 1 segment. For every other vertex v , its incoming edge and one of its outgoing edges lie on the same segment, so it is an endpoint of $\deg(v) - 2$ segments. Since every segment has two endpoints, the total number of segments is

$$\begin{aligned} & \frac{1}{2} \left(\deg(r) + \sum_{v \text{ not leaf}, v \neq r} (\deg(v) - 2) + \sum_{v \text{ leaf}} \deg(v) \right) \\ &= \frac{1}{2} \left(\sum_v \deg(v) - 2(n - \lambda - 1) \right) = \frac{1}{2} (2n - 2 - 2n + 2\lambda + 2) = \lambda. \quad \square \end{aligned}$$

Lemma 5. *Let $G = (V, E)$ be a planar graph and let T be an orderly spanning tree of G with λ leaves. Then, G admits a planar monotone drawing with at most $m - n + 1 + \lambda$ segments on an $O(n) \times O(n^2)$ grid in $O(n)$ time.*

Proof. We first create a drawing of T according to Lemma 4. Now, we will plug this tree drawing into the algorithm by Hossain and Rahman [12].

This algorithm takes a slope-disjoint drawing of an orderly spanning tree T of G and stretches the edges of T such that the remaining edges of G can be inserted without crossings. In this stretching operation, the slopes of the edges of T are not changed. Further, the total width of the drawing only increases by a constant factor. Since T is drawn slope-disjoint, this produces a planar monotone drawing of G on an $O(n) \times O(n^2)$ grid. The algorithm runs in $O(n)$ time.

To count the number of segments, assume that every edge of G that does not lie on T is drawn with its own segment. We have drawn T with λ segments and the slopes of the edges of T . Hence, our algorithm draws G with λ segments for T and with $m - n + 1$ segments for the remaining edges. \square

Both Chiang et al. [5] and Hossain and Rahman [12] have shown that every planar graph has an embedding that admits an orderly spanning tree. However,

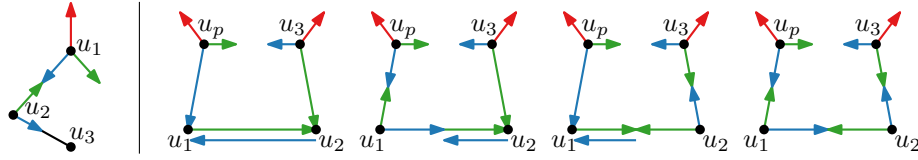


Fig. 7: (Left) Proof of Lemma 7 and (right) proof of Lemma 8.

we do not know anything about the number of leaves in an orderly spanning tree. Miura et al. [19] have shown that Schnyder trees are orderly spanning trees, and it is known that every 3-connected planar graph has a Schnyder realizer.

Lemma 6 ([19]). *Let $G = (V, E)$ be a 3-connected planar graph and let T_1, T_2 , and T_3 be the Schnyder trees of a Schnyder realizer of G . Then, T_1, T_2 , and T_3 are orderly spanning trees of G .*

Bonichon et al. [2] showed that there is a Schnyder realizer for every triangulated graph such that the total number of leaves in T_1, T_2 , and T_3 is at most $2n + 1$, which already gives us a good bound on the number of segments for triangulations. We will now show that the same holds for every Schnyder realizer of a 3-connected graph. Let v be a leaf in one of the Schnyder trees $T_k, k \in \{1, 2, 3\}$, that is not the root of a Schnyder tree, so v has no incoming k -edge. Hence, the outgoing $(k + 1)$ -edge (v, u) and the outgoing $(k - 1)$ -edge (v, w) are consecutive in the cyclical ordering around v , so they lie on a common face f . We assign the pair (v, k) to f . We first show two lemmas.

Lemma 7. *Let u_1, \dots, u_p be the vertices on an interior face f in ccw order. If (u_1, k) and (u_2, i) are assigned to f for some $i, k \in \{1, 2, 3\}$, then $i = k$.*

Proof. Refer to Fig. 7. By definition, (u_1, u_2) is an outgoing $(k + 1)$ -edge at u_1 . Since u_1 is a leaf in T_k , (u_1, u_2) cannot be an outgoing k -edge at u_2 . Hence, (u_1, u_2) is either an incoming $(k + 1)$ -edge at u_2 (if it is undirected), or an outgoing $(k - 1)$ -edge at u_2 (if it is bidirected); it cannot be an outgoing $(k + 1)$ -edge since bidirected edges have to belong to two different Schnyder trees. For (u_2, i) to be assigned to f , u_2 must have two outgoing edges at f , so we are in the latter case. Hence, (u_2, u_3) is outgoing at u_2 , and by the cyclical ordering of the edges around u_2 , it is an outgoing $(k + 1)$ -edge. Thus, u_2 has an outgoing $(k + 1)$ -edge and an outgoing $(k - 1)$ -edge at f , so $i = k$. \square

Lemma 8. *Let u_1, u_2, \dots, u_p be vertices on an interior face f in counter-clockwise order. If u_3, \dots, u_p are assigned to f , then neither u_1 nor u_2 are.*

Proof sketch. From Lemma 7, it follows that $(u_3, k), \dots, (u_p, k)$ are assigned to f for some $k \in \{1, 2, 3\}$, so (u_1, u_p) is an outgoing $(k + 1)$ -edge at u_p and (u_2, u_3) is an outgoing $(k - 1)$ -edge at u_3 ; since u_1 and u_p are leaves in T_k , (u_1, u_p) is either an incoming $(k + 1)$ -edge or an outgoing $(k - 1)$ -edge at u_1 and (u_2, u_3) is

either an incoming $(k-1)$ -edge or an outgoing $(k+1)$ -edge at u_2 . However, each of the four possible configurations violates the properties of a Schnyder realizer, as illustrated in Fig. 7. The full proof is given in Appendix A. \square

Now we prove the bound on the number of leaves in a Schnyder realizer.

Lemma 9. *Let T_1, T_2, T_3 be a Schnyder realizer of a 3-connected planar graph $G = (V, E)$. Then, there are at most $2n + 1$ leaves in total in T_1, T_2 , and T_3 .*

Proof. Consider any interior face f of G . By definition of the assignment, no vertex can be assigned to f twice. By Lemma 8, at least two vertices on f are not assigned to f , so we assign at most $\deg(f) - 2$ leaves to f . At the outer face f^* , every vertex that is not the root of a Schnyder tree can be assigned as a leaf at most once. However, the root of each of the Schnyder trees has no outgoing edges, but it can be a leaf in both the other two Schnyder trees. Hence, we assign at most $\deg(f^*) + 3$ leaves to the outer face. Let F be the faces in G . Since, for every Schnyder tree, each of its leaves gets assigned to exactly one face, the total number of leaves in T_1, T_2 , and T_3 is at most

$$\sum_{f \in F} (\deg(f) - 2) + 5 = 2m - 2|F| + 5 = 2m + 2n - 2m - 4 + 5 = 2n + 1. \quad \square$$

Now we have the tools to prove the main result of this section.

Theorem 2. *Any 3-connected planar graph can be drawn planar monotone on an $O(n) \times O(n^2)$ grid with $m - (n - 4)/3$ segments in $O(n)$ time.*

Proof. Let $G = (V, E)$ be a 3-connected planar graph. We compute a Schnyder realizer of G , which is possible in $O(n)$ time. By Lemma 9, the Schnyder trees have at most $2n + 1$ leaves in total, so one of them, say T_1 , has at most $(2n + 1)/3$ leaves. By Lemma 6, T_1 is an orderly spanning tree, so we can use Lemma 5 to obtain a planar monotone drawing of G on an $O(n) \times O(n^2)$ grid with at most $m - n + 1 + (2n + 1)/3 = m - n/3 + 4/3$ segments in $O(n)$ time. \square

Since a planar graph has at most $m \leq 3n - 6$ edges, we have the following.

Corollary 1. *Any 3-connected planar graph can be drawn planar monotone on an $O(n) \times O(n^2)$ grid with $(8n - 14)/3$ segments in $O(n)$ time.*

4 Other planar graph classes

We can use the results of Section 3 to obtain grid drawings with few segments for other planar graph classes on an $O(n) \times O(n^2)$ grid in $O(n)$ time. In particular, we can draw (i) 4-connected triangulations with $5n/2 - 4$ segments; (ii) biconnected outerplanar graphs with $m - (n - 3)/2 \leq (3n - 3)/2$ segments; (iii) outerplanar graphs with $(7n - 9)/4$ segments, or with $(3n - 5)/2 + b$ segments, where b is its number of maximal biconnected components; and (iv) planar graphs with $(17n - 38)/3 - m$ or $(17n - 38)/6$ segments. Details are given in Appendix B.

Acknowledgements. We thank Roman Prutkin for the initial discussion of the problem and Therese Biedl for helpful comments.

References

1. Angelini, P., Colasante, E., Battista, G.D., Frati, F., Patrignani, M.: Monotone drawings of graphs. *J. Graph Alg. Appl.* **16**(1), 5–35 (2012). <https://doi.org/10.7155/jgaa.00249>
2. Bonichon, N., Saëc, B.L., Mosbah, M.: Wagner’s theorem on realizers. In: Widmayer, P., Ruiz, F.T., Bueno, R.M., Hennessy, M., Eidenbenz, S., Conejo, R. (eds.) *Proc. 29th Int. Coll. Automata, Languages and Programming (ICALP’02)*. *Lecture Notes Comput. Sci.*, vol. 2380, pp. 1043–1053. Springer (2002). https://doi.org/10.1007/3-540-45465-9_89
3. Chaplick, S., Fleszar, K., Lipp, F., Ravsky, A., Verbitsky, O., Wolff, A.: Drawing graphs on few lines and few planes. In: Hu, Y., Nöllenburg, M. (eds.) *Proc. 24th Int. Symp. Graph Drawing Netw. Vis. (GD’16)*. *Lecture Notes Comput. Sci.*, vol. 9801, pp. 166–180. Springer (2016). https://doi.org/10.1007/978-3-319-50106-2_14
4. Chaplick, S., Fleszar, K., Lipp, F., Ravsky, A., Verbitsky, O., Wolff, A.: The complexity of drawing graphs on few lines and few planes. In: Ellen, F., Kolokolova, A., Sack, J. (eds.) *Proc. 15th Int. Symp. Algorithms Data Struct. (WADS’17)*. *Lecture Notes Comput. Sci.*, vol. 10389, pp. 265–276. Springer (2017). https://doi.org/10.1007/978-3-319-62127-2_23
5. Chiang, Y.T., Lin, C.C., Lu, H.I.: Orderly spanning trees with applications. *SIAM J. Comput.* **34**(4), 924–945 (2005). <https://doi.org/10.1137/s0097539702411381>
6. Di Battista, G., Tamassia, R., Vismara, L.: Output-sensitive reporting of disjoint paths. *Algorithmica* **23**(4), 302–340 (Apr 1999). <https://doi.org/10.1007/PL00009264>
7. Dujmović, V., Eppstein, D., Suderman, M., Wood, D.R.: Drawings of planar graphs with few slopes and segments. *Comput. Geom. Theory Appl.* **38**(3), 194–212 (2007). <https://doi.org/10.1016/j.comgeo.2006.09.002>
8. Durocher, S., Mondal, D.: Drawing plane triangulations with few segments. *Comput. Geom.* **77**, 27–39 (2019). <https://doi.org/10.1016/j.comgeo.2018.02.003>
9. Durocher, S., Mondal, D., Nishat, R.I., Whitesides, S.: A note on minimum-segment drawings of planar graphs. *J. Graph Alg. Appl.* **17**(3), 301–328 (2013). <https://doi.org/10.7155/jgaa.00295>
10. Felsner, S., Zickfeld, F.: Schnyder woods and orthogonal surfaces. *Discrete & Computational Geometry* **40**(1), 103–126 (2008). <https://doi.org/10.1007/s00454-007-9027-9>
11. García, A., Hurtado, F., Noy, M., Tejel, J.: Augmenting the connectivity of outerplanar graphs. *Algorithmica* **56**(2), 160–179 (2008). <https://doi.org/10.1007/s00453-008-9167-1>
12. Hossain, M.I., Rahman, M.S.: Good spanning trees in graph drawing. *Theor. Comput. Sci.* **607**, 149–165 (2015). <https://doi.org/10.1016/j.tcs.2015.09.004>
13. Hülten Schmidt, G., Kindermann, P., Meulemans, W., Schulz, A.: Drawing planar graphs with few geometric primitives. *J. Graph Alg. Appl.* **22**(2), 357–387 (2018). <https://doi.org/10.7155/jgaa.00473>
14. Igamberdiev, A., Meulemans, W., Schulz, A.: Drawing planar cubic 3-connected graphs with few segments: Algorithms & experiments. *J. Graph Alg. Appl.* **21**(4), 561–588 (2017). <https://doi.org/10.7155/jgaa.00430>
15. Kant, G.: Algorithms for Drawing Planar Graphs. Ph.D. thesis, Dept. of Computer Science, Utrecht University (1993), <https://dspace.library.uu.nl/bitstream/1874/842/1/full.pdf>

16. Kindermann, P., Meulemans, W., Schulz, A.: Experimental analysis of the accessibility of drawings with few segments. *J. Graph Alg. Appl.* **22**(3), 501–518 (2018). <https://doi.org/10.7155/jgaa.00474>
17. Kobourov, S.G., Mchedlidze, T., Vonessen, L.: Gestalt principles in graph drawing. In: Giacomo, E.D., Lubiw, A. (eds.) *Proc. 23rd Int. Symp. Graph Drawing Netw. Vis. (GD'15)*. *Lecture Notes Comput. Sci.*, vol. 9411, pp. 558–560. Springer (2015). https://doi.org/10.1007/978-3-319-27261-0_50
18. Kryven, M., Ravsky, A., Wolff, A.: Drawing graphs on few circles and few spheres. In: Panda, B.S., Goswami, P.P. (eds.) *Proc. 4th Int. Conf. Algorithms Discrete Appl. Math. (CALDAM'18)*. *Lecture Notes Comput. Sci.*, vol. 10743, pp. 164–178. Springer (2018). https://doi.org/10.1007/978-3-319-74180-2_14
19. Miura, K., Azuma, M., Nishizeki, T.: Canonical decomposition, realizer, schnyder labeling and orderly spanning trees of plane graphs. *Int. J. Found. Comput. Sci.* **16**(01), 117–141 (2005). <https://doi.org/10.1142/s0129054105002905>
20. Mondal, D.: Visualizing graphs: optimization and trade-offs. phdthesis, University of Manitoba (2016), <http://hdl.handle.net/1993/31673>
21. Mondal, D., Nishat, R.I., Biswas, S., Rahman, M.S.: Minimum-segment convex drawings of 3-connected cubic plane graphs. *J. Comb. Optim.* **25**(3), 460–480 (2013). <https://doi.org/10.1007/s10878-011-9390-6>
22. Read, R.C.: A new method for drawing a planar graph given the cyclic order of the edges at each vertex. *Congr. Numer.* **56**, 31–44 (1987), https://books.google.com/books?id=xn_dSgAACAAJ
23. Schnyder, W.: Embedding planar graphs on the grid. In: Johnson, D.S. (ed.) *Proc. 1st Ann. ACM-SIAM Symp. Discrete Algorithms (SODA'90)*. pp. 138–148. SIAM (1990), <http://dl.acm.org/citation.cfm?id=320191>
24. Schulz, A.: Drawing graphs with few arcs. *J. Graph Alg. Appl.* **19**(1), 393–412 (2015). <https://doi.org/10.7155/jgaa.00366>
25. Wade, G.A., Chu, J.: Drawability of complete graphs using a minimal slope set. *Comput. J.* **37**(2), 139–142 (1994). <https://doi.org/10.1093/comjnl/37.2.139>
26. Zhang, H., He, X.: Canonical ordering trees and their applications in graph drawing. *Discrete Comput. Geom.* **33**(2), 321–344 (2005). <https://doi.org/10.1007/s00454-004-1154-y>

A Omitted proofs from Section 3

Lemma 4. *Let $T = (V, E)$ be an ordered tree rooted at a vertex r with λ leaves. Then, T admits a slope-disjoint drawing with λ segments on an $O(n) \times O(n^2)$ grid such that all slopes are integer. Such a drawing can be found in $O(n)$ time.*

Proof. It remains to show that Γ is slope-disjoint, the area is $O(n) \times O(n^2)$, and the algorithm runs in $O(n)$ time.

We now prove that Γ is slope-disjoint. Let $\varepsilon > 0$ be arbitrary small, $1/n$ should suffice. We set $\alpha_1(r) = 1 - \varepsilon$ and $\alpha_2(r) = s_n + \varepsilon$. We assign the remaining values of α_1 and α_2 in pre-order. Let u be a vertex that has already been handled, that is, (S1) holds for u , (S2) holds for $(p(u), u)$, and (S3) holds for u and all of its siblings. Obviously, this holds for r in the beginning. Let u_1, \dots, u_k be the children of u in counter-clockwise order. By construction, we have $\text{slope}(u_k) = \text{slope}(u) < \alpha_2(u)$ and $\text{slope}(u_k) > \alpha_1(u)$. Furthermore, by construction, all slopes in $T[u_i]$, $1 < i \leq k$ are larger than $\text{slope}(u_{i-1})$ and at most $\text{slope}(u_i)$. Hence, choosing $\alpha_1(u_1) = \alpha_1(u) + \varepsilon$, $\alpha_1(u_i) = \text{slope}(u_{i-1}) + \varepsilon$, $1 < i \leq k$, and $\alpha_2(u_i) = \text{slope}(u_i) + \varepsilon$, $1 \leq i \leq k$ satisfies (S1) for every u_i , (S2) for every edge (u, u_i) , and (S3) for every pair (u_i, u_j) . Repeating this construction establishes the conditions for every vertex, every edge, and every pair of siblings, so Γ is slope-disjoint.

Finally, since every vertex is placed one x -coordinate to the right of its parent, we use at most n columns, and since the highest slope is $n - 1$, the drawing lies on a grid of size $O(n) \times O(n^2)$. Our algorithm consists of doing one post-order traversal and then placing the vertices, so it clearly takes $O(n)$ time. \square

Lemma 8. *Let u_1, u_2, \dots, u_p be vertices on an interior face f in counter-clockwise order. If u_3, \dots, u_p are assigned to f , then neither u_1 nor u_2 are.*

Proof. From Lemma 7, it follows that $(u_3, k), \dots, (u_p, k)$ are assigned to f for some $k \in \{1, 2, 3\}$, so (u_1, u_p) is an outgoing $(k + 1)$ -edge at u_p and (u_2, u_3) is an outgoing $(k - 1)$ -edge at u_3 ; since u_1 and u_p are leaves in T_k , (u_1, u_p) is either an incoming $(k + 1)$ -edge or an outgoing $(k - 1)$ -edge at u_1 and (u_2, u_3) is either an incoming $(k - 1)$ -edge or an outgoing $(k + 1)$ -edge at u_2 .

Case 1: (u_1, u_p) is an incoming $(k + 1)$ -edge at u_1 and (u_2, u_3) is an incoming $(k - 1)$ -edge at u_2 ; see Fig. 8a. Then, neither u_1 nor u_2 has two outgoing edges at f , so there can be no pairs (u, i) and (v, j) assigned to f .

Case 2: (u_1, u_p) is an outgoing $(k - 1)$ -edge at u_1 and (u_2, u_3) is an incoming $(k - 1)$ -edge at u_2 ; see Fig. 8b. By Lemma 7, if (u, i) is assigned to f , then $i = k$; hence, (u_1, u_2) has to be an outgoing $(k + 1)$ -edge at u_1 . By the cyclical ordering around u_2 , (u_1, u_2) has to be either an incoming $(k - 1)$ -edge, or an outgoing $(k + 1)$ -edge at u_2 ; both cases cannot be combined with an outgoing $(k + 1)$ -edge at u_1 . Hence, this case is not possible.

Case 3: (u_1, u_p) is an incoming $(k + 1)$ -edge at u_1 and (u_2, u_3) is an outgoing $(k + 1)$ -edge at u_2 ; see Fig. 8c. This case is symmetric to Case 2: (u_1, u_2) has to be an outgoing $(k - 1)$ -edge at u_2 and either an outgoing $(k - 1)$ -edge or an incoming $(k + 1)$ -edge at u_1 , which is not possible.

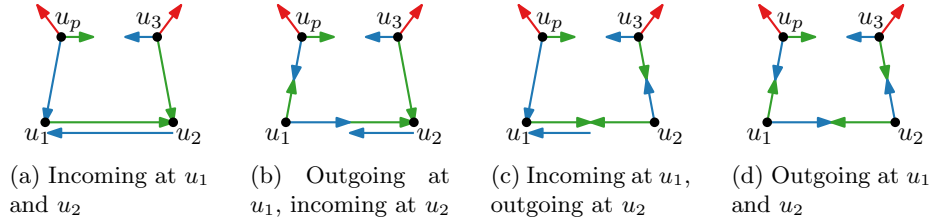


Fig. 8: Illustrations for the proof of Lemma 8.

Case 4: (u_1, u_p) is an outgoing $(k-1)$ -edge at u_1 and (u_2, u_3) is an outgoing $(k+1)$ -edge at u_2 ; see Fig. 8d. By the same arguments as in Cases 2 and 3, (u_1, u_2) has to be an outgoing $(k+1)$ -edge at u_1 and an outgoing $(k-1)$ -edge at u_2 . However, since $(u_3, k), \dots, (u_p, k)$ are assigned to f , every edge $(u_q, u_{q+1}), 1 \leq q \leq p$ has to be an outgoing $(k+1)$ -edge at u_q , so there is a directed cycle in T_{k+1} ; a contradiction to T_{k+1} being a tree. Thus, this case is also not possible. \square

B Other planar graph classes

In this section, we use the results of Section 3 to obtain grid drawings with few segments for 4-connected triangulations, (biconnected) outerplanar graphs, and planar graphs. Using regular edge labelings, Zhang and He [26] proved that any 4-connected triangulation admits a Schnyder tree with at most $\lceil (n+1)/2 \rceil$ leaves. Applying this to Lemma 5, we find that our algorithm uses at most $m - n + 1 + \lceil (n+1)/2 \rceil \leq 3n - 6 - n + 1 + n/2 + 1 = 5n/2 - 4$ segments.

Theorem 3. *Any 4-connected triangulation can be drawn planar monotone on an $O(n) \times O(n^2)$ grid with $5n/2 - 4$ segments in $O(n)$ time.*

We now consider outerplanar graphs.

Theorem 4. *Any biconnected outerplanar graph can be drawn planar monotone on an $O(n) \times O(n^2)$ grid with $m - (n-3)/2$ segments in $O(n)$ time.*

Proof. Let $G = (V, E)$ be a biconnected outerplanar graph. We construct a 3-connected planar graph $G' = (V', E')$ by adding a vertex r and connecting it to all vertices of V . Hence, we have $n' = |V'| = n + 1$ and $m' = |E'| = m + n$. Then, we compute a Schnyder realizer of G' such that one of its Schnyder trees, say T_3 , is rooted at r . Since r is connected to all other vertices of V' , T_3 consists of exactly those edges, so it has $n' - 1$ leaves. By Lemma 9, at least one of T_1 and T_2 has $\lambda' \leq n'/2 + 1$ leaves. We use Lemma 5 to obtain a planar monotone drawing of G' on an $O(n) \times O(n^2)$ grid with at most

$$m' - n' + 1 + \lambda' \leq m' - n' + 1 + \frac{n'}{2} + 1 = m' - \frac{n'}{2} + 2 = m + n - \frac{n+1}{2} + 2 = m + \frac{n}{2} + \frac{3}{2}$$

segments in $O(n)$ time. Since all edges of $E' \setminus E$ lie in T_3 , we can remove r and those edges without splitting any segment into two segments. Hence, we obtain a drawing of G with

$$m + \frac{n}{2} + \frac{3}{2} - (m' - m) = m + \frac{n}{2} + \frac{3}{2} - n = m - \frac{n}{2} + \frac{3}{2}$$

segments. Further, the monotonicity of G' depends only on the edges of its orderly spanning tree, so G is also drawn monotone. \square

Outerplanar graphs have at most $m \leq 2n - 3$ edges, so this Corollary follows.

Corollary 2. *Any biconnected outerplanar graph can be drawn planar monotone on an $O(n) \times O(n^2)$ grid with $(3n - 3)/2$ segments in $O(n)$ time.*

Theorem 5. *Any connected outerplanar graph can be drawn planar on an $O(n) \times O(n^2)$ grid with $(3n - 5)/2 + b$ segments, where b is its number of maximal biconnected components, in $O(n)$ time.*

Proof. Let $G = (V, E)$ be a connected outerplanar graph. We first augment G to a biconnected outerplanar graph $G' = (V', E')$ by adding the minimum number of edges required. García et al. [11] gave an algorithm to do this in $O(n)$ time, and Read [22] has shown that, if G consists of b maximal biconnected components, then the number of edges required is at most $b - 1$. Let $d \leq b - 1$ be the number of edges added by this algorithm. Hence, we have $n' = |V'| = n$ and $m' = |E'| = m + d$. We use Theorem 4 to obtain a planar drawing of G' on an $O(n) \times O(n^2)$ grid with at most $m' - n/2 + 3/2$ segments. Removing the d added edges from G' splits at most d segments into two, so we obtain a drawing of G with at most $m' + d - n/2 + 3/2$ segments.

Since G' is outerplanar, we have $m' \leq 2n - 3$. Hence, the number of segments is at most $2n - 3 + d - n/2 + 3/2 \leq 3n/2 + b - 5/2$. \square

By a simple case analysis, we can give a bound on the number of segments only in terms of n . If $m \leq 7n/4 - 9/4$, then we draw G with m segments; otherwise, $b \leq 2n - 3 - m + 1 \leq n/4 + 1/4$ and we use Theorem 5 to draw G with at most $3n/2 + b - 5/2 \leq 3n/2 + n/4 + 1/4 - 5/2 = 7n/4 - 9/4$ segments.

Corollary 3. *Any connected outerplanar graph can be drawn planar on an $O(n) \times O(n^2)$ grid with $(7n - 9)/4$ segments in $O(n)$ time.*

Finally, we consider drawings of planar graphs.

Theorem 6. *Any planar graph can be drawn planar on an $O(n) \times O(n^2)$ grid with $(17n - 38)/3 - m$ segments in $O(n)$ time.*

Proof. Let $G = (V, E)$ be a planar graph. We use a similar technique as for outerplanar graphs. We first augment G to a 3-connected planar graph $G' = (V', E')$ with $n' = |V'| = n$ and $m' = |E'| = m + d$ by adding edges. Then, we use Theorem 2 to draw G' on an $O(n) \times O(n^2)$ grid with at most $m' - n/3 - 2/3$

segments in $O(n)$ time. Finally, we remove the d added edges to obtain a drawing with at most $m' - n/3 - 2/3 + d = m - n/3 - 2/3 + 2d$ segments.

Unfortunately, adding a minimum number of edges to a planar graph to make it 3-connected is NP-hard [15] and we are not aware of any good bounds on the number of edges required. In the worst case, G' is a triangulation, so we have $m' \leq 3n - 6$ and $d \leq 3n - 6 - m$. Hence, our drawing uses at most $m - n/3 - 2/3 + 2d \leq m - n/3 - 2/3 + 6n - 12 - 2m = 17n/3 - m - 38/3$ segments. \square

We can again use a simple case distinction to give a bound on the number of segments purely in terms of n . If $m \leq 17n/6 - 38/6$, then we draw G with m segments. Otherwise, we use Theorem 6 to draw G with at most $17n/3 - m - 38/3 \leq 17n/6 - 38/6$ segments.

Corollary 4. *Any planar graph can be drawn planar on an $O(n) \times O(n^2)$ grid with $(17n - 38)/6$ segments in $O(n)$ time.*