

α -attractor from superconformal E-models in brane inflation

Mudassar Sabir^{a,1}, Waqas Ahmed^{b,2},
Yungui Gong^{c,1}, Yizhou Lu^{d,1}

¹School of Physics, Huazhong University of Science and Technology, Wuhan, Hubei 430074, China

²School of Physics, Nankai University, 94 Weijin Road, Nankai District, Tianjin 300071, China

Accepted: 23 December 2019

Abstract In the large extra dimensional braneworld inflation, Friedmann equation is modified to include a quadratic term in energy density with an additional parameter λ called brane tension in addition to the usual linear term. The high energy brane corrections modify the slow-roll parameters and affect the behaviour of inflation. We analyse the superconformal inflation for E-models and find that there exist α -attractors in brane inflation. The predictions for the scalar spectral index n_s and the tensor-to-scalar ratio r are computed numerically, and approximate analytic formulas in the high energy limit have been given for the observable n_s and r . The constraints on the model parameters are obtained by using Planck 2018 and BICEP2 observational data.

1 Introduction

The theory of cosmic inflation was put forward in the early 1980s to solve the horizon problem of the big bang theory and explain the observed large scale homogeneity and isotropy of the universe [1–5]. Furthermore, the quantum fluctuations of the inflaton provide the seeds for the large scale structure of the universe [6]. A plethora of single field inflationary models have been constructed [7] and new models continue to be proposed. For example, the recently proposed constant roll inflation [8–13] may be used to generate large density perturbation at small scales to seed the formation of primordial black holes [14–18]. The constraints $n_s = 0.965 \pm 0.004$ (68% C.L.) and $r_{0.05} < 0.06$ (95% C.L.) [19, 20] given by the temperature and polarization measurements on the cosmic microwave background anisotropy can be used to filter inflationary models. The observed central value of n_s suggests the relation $n_s = 1 - 2/N$ with $N = 60$, where N is the number of e -folds before the end of inflation.

The Starobinsky model $R + R^2$ and the Higgs inflation with the nonminimal coupling $\xi \psi^2 R$ in the strong coupling limit $\xi \gg 1$ give the same scalar spectral tilt $n_s = 1 - 2/N$ and the tensor-to-scalar ratio $r = 12/N^2$ [2, 21, 22]. The general T-models and E-models give the α -attractors $n_s = 1 - 2/N$ and $r = 12\alpha/N^2$ [23–25]. Furthermore, inflationary attractors can

^amsabir@hust.edu.cn

^bwaqasmit@nankai.edu.cn

^cygong@mail.hust.edu.cn (Corresponding author)

^dlouiszhou@hust.edu.cn

be obtained with more general potentials and nonminimal coupling in the strong coupling limit [26–29]. These attractors are consistent with current observations and can be tested in the future by LiteBIRD [30].

Inflation is believed to have taken place at the GUT scale or below [31] and is assumed to be described by the low-energy effective field theory [32]. To be compatible with quantum gravity, sub-Planckian field excursion $\Delta\phi < 1$ in reduced Planck unit is favoured as the distance conjecture suggested [33, 34]. To explain the observed flat universe, for single field slow-roll inflation we require $N \gtrsim 50$ and the needed field excursions in reduced Planck units are related to r by the Lyth bound [35] as $\Delta\phi \simeq N\sqrt{r/8}$ ¹. However, the usual 4-dimensional single field chaotic inflationary models generally need super-Planckian field excursion $\Delta\phi > 1$ in reduced Planck unit that can lead to the breakdown of effective field description since then the quantum gravity corrections can not be ignored.

In braneworld cosmology, our 4-dimensional world is embedded in a higher 5-dimensional bulk. Employing this setup of 5-dimensional Randall-Sundrum model II [37], brane inflation was introduced [38, 39]. In brane inflation the Friedmann equation gets a ρ^2 correction and the slow-roll parameters get modified with an extra parameter of brane tension λ that relates four-dimensional Planck scale M_4 and five-dimensional Planck scale M_5 as $\lambda \sim M_5^6/M_4^2$. The modified Friedmann equation helps solve the problem of super-Planckian field excursions because the Lyth bound does not hold [40, 41]. Since the Hubble parameter H in brane scenario is larger and the Hubble damping is more effective, brane inflation can be worked out with even steeper potentials [38, 42–46]. For the chaotic inflation with power law potential $V = V_0\phi^p$, sub-Planckian field excursion can be easily satisfied for small p [40]. Besides, the brane scenario has been shown to naturally solve the hierarchy problem of weak scale as well as weakness of gravity. This makes the brane inflation interesting to explore [47–53].

The inflationary attractors and brane inflation are both interesting, so it is worthy of discussing the existence of attractors in brane inflation. In this paper, we use the superconformal E-models to study attractors in brane inflation. The Planck 2018 and BICEP2 data [19, 20] are used to constrain the model parameters. The sub-Planckian field excursion is also discussed. The paper is organized as follows. In Sec. 2, we briefly review the brane inflation. In Sec. 3, the α -attractors for the superconformal E-models are obtained both numerically and analytically in the high energy limit. The conclusions are presented in Sec. 4.

2 Brane inflation

In the braneworld cosmology our four-dimensional world is a 3-brane embedded in a higher-dimensional bulk. The Friedmann equation in braneworld picture gets a ρ^2 correction term as [38, 43, 54, 55]

$$H^2 = \frac{1}{3M_p^2} \left(\rho + \frac{\rho^2}{2\lambda} \right), \quad (1)$$

where λ is the brane tension that relates four-dimensional Planck scale M_4 and five-dimensional Planck scale M_5 as

$$\lambda = \frac{3}{4\pi} \frac{M_5^6}{M_4^2}, \quad (2)$$

where $M_p = M_4/\sqrt{8\pi} = 1$ is the reduced Planck mass. The nucleosynthesis limit implies that $\lambda \gtrsim (1 \text{ MeV})^4 \sim (10^{-21})^4$ in reduced Planck units. A more stringent constraint can be

¹A modified bound was discussed in [36].

obtained by requiring the theory to reduce to Newtonian gravity on scales larger than 1 mm corresponding to $\lambda \gtrsim 5 \times 10^{-53}$ i.e. $M_5 \gtrsim 10^5$ TeV [38]. Notice that in the limit $\lambda \rightarrow \infty$ we recover standard Friedman equation in four dimensions.

The ρ^2 term in the modified Friedmann equation changes the definitions of the slow-roll parameters as [56]

$$\varepsilon = \frac{1}{2} \left(\frac{V'}{V} \right)^2 \frac{1}{\left(1 + \frac{V}{2\lambda}\right)^2} \left(1 + \frac{V}{\lambda}\right), \quad (3)$$

$$\eta = \frac{V''}{V} \left(\frac{1}{1 + \frac{V}{2\lambda}} \right). \quad (4)$$

Accordingly the formula for the number of e -folds before the end of inflation becomes

$$N(\phi) = - \int_{\phi}^{\phi_{\text{end}}} \frac{V}{V'} \left(1 + \frac{V}{2\lambda}\right) d\phi. \quad (5)$$

In the low energy limit $V/\lambda \ll 1$ or $\lambda \rightarrow \infty$, the usual definitions in standard cosmology are recovered. However, in the high energy limit $V/\lambda \gg 1$, the slow-roll parameters ε and η are suppressed by a factor V/λ , so even a steep potential easily satisfies the slow-roll conditions.

For the Randall-Sundrum model II [37], the amplitudes for the tensor and scalar power spectrum are [38, 56]

$$A_t^2 = \frac{2}{3\pi^2} V \left(1 + \frac{V}{2\lambda}\right) F^2, \quad (6)$$

$$A_s^2 = \frac{1}{12\pi^2} \frac{V^3}{V'^2} \left(1 + \frac{V}{2\lambda}\right)^3, \quad (7)$$

where

$$F^2 = \left[\sqrt{1+x^2} - x^2 \sinh^{-1} \left(\frac{1}{x} \right) \right]^{-1}, \quad (8)$$

and

$$x \equiv \left(\frac{3H^2}{4\pi\lambda} \right)^{1/2} = \left[\frac{2V}{\lambda} \left(1 + \frac{V}{2\lambda}\right) \right]^{1/2}. \quad (9)$$

In the low-energy limit $V/\lambda \ll 1$, $F^2 \approx 1$, we recover the results in standard cosmology².

The spectral tilt for scalar perturbation can be written in terms of the slow-roll parameters as [38]

$$n_s - 1 = -6\varepsilon + 2\eta, \quad (10)$$

and the tensor-to-scalar ratio is [57]

$$r = \frac{A_t^2}{A_s^2} = 8 \left(\frac{V'}{V} \right)^2 \frac{F^2}{\left[1 + V/(2\lambda)\right]^2}. \quad (11)$$

²The results (6) and (7) differ from those in Refs. [38, 56] by factors of $(1/16) \times (4/25)$ and $4/25$ respectively because they use matter density perturbations when modes re-enter the Hubble scale during the matter dominated era.

In the low-energy limit $V/\lambda \ll 1$, $F^2 \approx 1$, we recover the standard result $r = 16\epsilon$. In the high-energy limit $V/\lambda \gg 1$, $F^2 \approx 3V/2\lambda$, the tensor-to-scalar ratio is modified as $r = 24\epsilon$ and the amplitude for the scalar power spectrum becomes

$$A_s^2 = \frac{1}{12\pi^2} \frac{V}{\epsilon} \left(\frac{V}{2\lambda} \right)^2. \quad (12)$$

Hence in general the energy scale of inflation and the brane tension cannot be fixed by the observational values of A_s^2 and r .

3 Superconformal E-models

In Ref. [24], a broad class of chaotic inflationary models with spontaneously broken superconformal invariance was generalized to the class of cosmological attractors with a single inflaton field. In Ref. [23], the phenomenology of α -attractor from superconformal E-models was discussed. The potentials for general E-models have the following generic form [58],

$$V(\phi) = V_0 \left[1 - \exp \left(-\sqrt{\frac{2}{3\alpha}} \phi \right) \right]^{2n}, \quad n = 1, 2, 3, \dots \quad (13)$$

For small field $\phi \ll 1$, the potential becomes power law potential $V \sim \phi^{2n}$. For large field $\phi \gg 1$, the predictions from these potentials converge to the universal attractors $n_s = 1 - 2/N$ and $r = 12\alpha/N^2$ in the large N limit irrespective of the value of n . The sub-Planckian field excursion requires that $\alpha < \sqrt{2/3}$. However, in brane inflation the predictions change drastically as we will see below. Since we are interested in attractors, we consider large fields only.

For a particular E-model with fixed n we have three parameters: α , V_0 , and λ . On the other hand, the slow-roll parameters in Eqs. (3) and (4) are functions of α and V_0/λ only, so the scalar spectral tilt n_s and the tensor-to-scalar ratio r also depend only on α and V_0/λ . To take an example, we discuss the case with $n = 1$. For convenience, we introduce

$$w(\phi) = \frac{V(\phi)}{\lambda}. \quad (14)$$

As discussed in the previous section, in the limit of large brane tension $\lambda \rightarrow \infty$ or in the low energy limit $V/\lambda \ll 1$, the effect of brane correction is negligible and the standard cosmology is recovered. In particular, taking the large N limit we get $n_s = 1 - 2/N$ and $r = 12\alpha/N^2$. Therefore, in order to discuss brane inflation, we consider the high energy limit $V/\lambda \gg 1$ in this section. Then we express ϵ and η in terms of $w(\phi)$ with $w(\phi) \gg 1$ as

$$\begin{aligned} \epsilon &\approx \left(\frac{w'}{w} \right)^2 \frac{2}{w}, \\ \eta &\approx \frac{w''}{w} \frac{2}{w}. \end{aligned} \quad (15)$$

The e -folding number in the high energy limit is given by

$$dN(\phi) = \frac{w^2}{2w'} d\phi. \quad (16)$$

The amplitudes for the scalar and tensor power spectra become

$$A_s^2 = \frac{Vw^3}{96\pi^2} \left(\frac{w}{w'}\right)^2, \quad (17)$$

$$A_t^2 = \frac{Vw^2}{2\pi^2}, \quad (18)$$

and the tensor-to-scalar ratio $r = 16A_t^2/A_s^2 = 24\epsilon$. Since in brane inflation the slow-roll parameter ϵ in equation (15) has an additional factor $1/w$, models with steeper potentials that have $V'/V > 1$ can satisfy the observational constraint $r < 0.06$.

From the acceleration equation

$$\frac{\ddot{a}}{a} = \frac{1}{3M_p^2} \left[(V - \dot{\phi}^2) + \frac{\dot{\phi}^2 + 2V}{8\lambda} (2V - 5\dot{\phi}^2) \right], \quad (19)$$

we find that inflation ends around $\dot{\phi}_e^2 \simeq 2V/5$ in the high energy regime. This condition gives $\epsilon(\phi_e) = 6/5$ which is more accurate than the usual condition $\epsilon(\phi) = 1$. Therefore, we get

$$\phi_e = \frac{1}{\beta} \ln \left(1 + 2\sqrt{\frac{5}{3w_0}}\beta \right), \quad (20)$$

where $\beta = \sqrt{2/3\alpha}$ and $w_0 = V_0/\lambda$. Integrating Eq. (16) we obtain

$$N = \frac{w_0}{8\beta^2} \left(e^{-2\beta\phi} - 6e^{-\beta\phi} + 2e^{\beta\phi} - 6\beta\phi \right) \Big|_{\phi_e}^{\phi_*}, \quad (21)$$

where the subscript $*$ denotes the value at the horizon crossing. Since $\exp(-\beta\phi_*) \ll 1$, we neglect $\exp(-2\beta\phi_*)$ and $\exp(-\beta\phi_*)$ terms in Eq. (21), then we get

$$e^{\beta\phi_*} \approx -3W_{-1} \left[-\frac{1}{3} \exp \left(-\frac{4\beta^2(N+C)}{3w_0} \right) \right], \quad (22)$$

where $W_{-1}(x)$ is the lower branch of the Lambert function that satisfies the equation $W_{-1}(x)e^{W_{-1}(x)} = x$ and

$$C = \frac{w_0}{8\beta^2} (e^{-2\beta\phi_e} - 6e^{-\beta\phi_e} + 2e^{\beta\phi_e} - 6\beta\phi_e). \quad (23)$$

Substituting the results into n_s and r , we get

$$r(N) = \frac{1152\lambda}{\alpha V_0} \frac{W_{-1}^2}{(3W_{-1}+1)^4}, \quad (24)$$

$$n_s(N) = 1 - \frac{48\lambda}{\alpha V_0} \frac{4W_{-1}^2 - 3W_{-1}^3}{(3W_{-1}+1)^4}. \quad (25)$$

In the large N limit, $W_{-1} \approx -8N\lambda/(9\alpha V_0)$, we obtain

$$n_s(N) = 1 - \frac{2}{N}, \quad (26)$$

$$r(N) = \frac{18\alpha V_0}{N^2\lambda}. \quad (27)$$

In the high-energy limit $V_0/\lambda \gg 1$, the brane correction increases r by a factor V_0/λ , so V_0/λ cannot be too large. On the other hand, from Eq. (22) we see that the approximation

$\exp(-\beta\phi_*) \ll 1$ breaks down if V_0/λ goes to infinity, so the analytical approximations (26) and (27) cannot be trusted if V_0/λ is very large. From Eq. (27), we see that the parameters α and V_0/λ are degenerated. For different values of α , it is always possible to adjust the value of V_0/λ so that we get the same observables n_s and r . In other words, the observables n_s and r depend on the combined parameter $\alpha' = 2\alpha V_0/(3\lambda)$ only even though there are three parameters in the model, so the attractors in the braneworld are the same as those in standard cosmology if we identify α' as α . Although we have two parameters α and V_0/λ to vary that would have swept an area in the $n_s - r$ plane, only the product $\alpha V_0/\lambda$ is relevant in the high energy limit, so we expect a single curve instead of a region in the $n_s - r$ plane when we vary both α and V_0/λ .

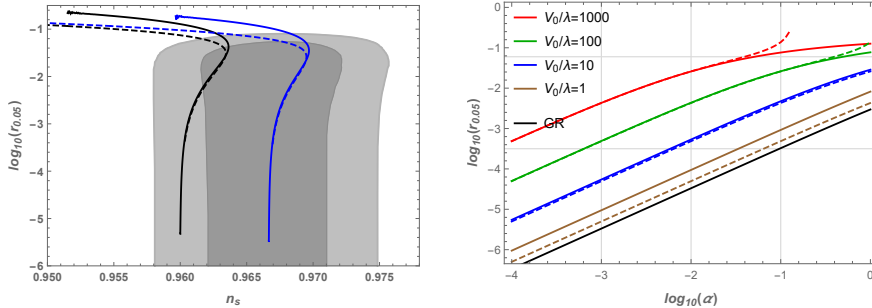


Fig. 1 The left panel shows the marginalized 1σ and 2σ confidence level contours for n_s and r from Planck 2018 and BICEP2 results [19, 20] and the results for the E-model with $n = 1$ and $\alpha = 0.001$ in brane inflation. The dashed line denotes the analytical approximation (24) and (25) and the solid line corresponds to the numerical result by varying the parameter V_0/λ . The left black lines are for $N = 50$ and the right blue lines are for $N = 60$. The right panel shows the relation between r and α for different values of V_0/λ in brane inflation and for α -attractor in general relativity (GR) with $N = 60$. The dashed line denotes the analytical approximation and the solid line corresponds to the numerical result. The upper light gray horizontal line represents the observational upper bound $r \leq 0.06$ and the lower light gray horizontal line corresponds to the GR result with $\alpha = 0.1$.

To check the accuracy of the analytical approximations (24) and (25), we compare them with numerical results in Fig. 1. In the left panel in Fig. 1, by varying V_0/λ , we plot the analytical results with dashed lines and the numerical results with solid lines for $N = 50$ and $N = 60$. We also show the relation between r and α for different values of V_0/λ in the right panel in Fig. 1. From Fig. 1, we see that the analytical approximations deviate from the numerical ones when V_0/λ becomes either very large or very small. This is easy to understand for $V_0/\lambda \lesssim 1$ as this is the low energy limit where high energy approximation is not applied. As discussed above, for $V_0/\lambda \gtrsim 10^3$ the approximation (22) breaks down, so the analytical approximations are not good when V_0/λ is either very large or very small.

One interesting point is that even if the analytical approximations are not good when V_0/λ becomes small, it still stays on the line given by the numerical result. The reason is due to the degeneracy between α and V_0/λ in Eq. (27), although the point $\alpha = 0.01$ and $V_0/\lambda = 1$ does not approximate the model well, but it actually approximates the model with $\alpha = 0.001$ and $V_0/\lambda = 10$ well. In the right panel of Fig. 1 we compare the attractors in braneworld against the standard general relativity result for $n = 1$ E-model. From the lower light gray horizontal line in the right panel, we see that the model with different values of V_0/λ and α have the same result as α attractors in standard cosmology with $\alpha = 0.1$. We conclude that the analytic results (24) and (25) work well in the regime where the brane

effects are appreciable i.e. $10^1 \lesssim V_0/\lambda \lesssim 10^3$. Furthermore, in both the low energy and the large N limit the observables n_s and r become independent of V_0/λ . Since the analytical approximations work only in a small range of V_0/λ and only a small parts of the results for $N = 50$ are consistent with the observations at the 1σ confidence level, we use the numerical results and take $N = 60$ in the following discussion.

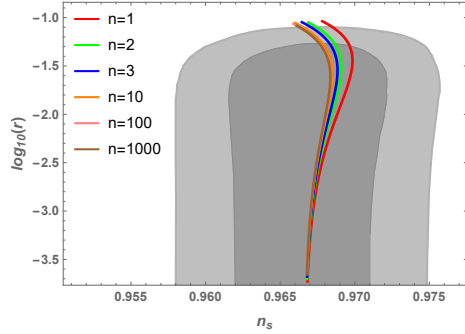


Fig. 2 The marginalized 1σ and 2σ confidence level contours for n_s and r from Planck 2018 and BICEP2 results [19, 20] and the numerical results for the α -attractor from E-models with $n = 1, 2, 3, 10, 100, 1000$ in brane inflation. α is fixed to be 0.02 for each model.

By choosing $\alpha = 0.02$, Fig. 2 shows the observables n_s and r for the E-models with $n = 1, 2, 3, 10, 100, 1000$. The general behaviour is similar to $n = 1$ case as we get a single curve for each model and they all converge to the attractor solution in the low energy limit.

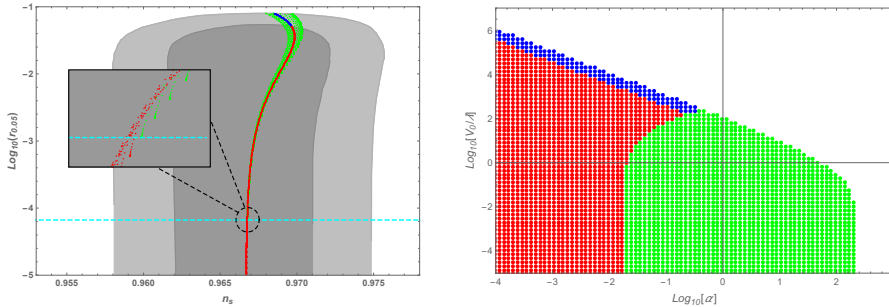


Fig. 3 The marginalized 1σ and 2σ confidence level contours for n_s and r from Planck 2018 and BICEP2 results [19, 20] and the numerical results for the E-models with $n = 1$ in brane inflation. In the left panel, the cyan dashed line lies at about $r \approx 10^{-4.17}$ which is the sufficient but not necessary upper limit for $\Delta\phi < 1$, and the inset shows the small regions circled in the figure. The right panel shows the constraints on the parameters α and V_0/λ , the red points are within 1σ region while blue points are within 2σ bounds. The green points are excluded due to super-Planckian field excursion $\Delta\phi > 1$.

By varying the model parameters α and V_0/λ , we get the observables n_s and r as shown in Fig. 3. As explained above, all points are aligned almost along a single curve, except for very large V_0/λ where the approximation breaks down. From Fig. 3, we see that for larger value of V_0/λ , even bigger value of α is allowed. It is known that the super-Planckian field excursion can lead to the violation of effective field description because then the quan-

tum gravity correction can not be ignored. Fig. 3 also shows the parametric space that is constrained due to the condition $\Delta\phi < 1$ for $n = 1$ E-model. The unconstrained and the constrained parametric space is colored differently. The green-colored points correspond to $\Delta\phi > 1$ while the red and blue regions lie within 1σ and 2σ range in the n_s - r plane and satisfy the condition $\Delta\phi < 1$. For the E-model with $n = 1$, the condition $\Delta\phi < 1$ implies $\alpha \lesssim 0.2$ as shown in the right panel of Fig. 3.

4 Conclusions

We have found inflationary attractors for the superconformal E-models in braneworld scenario and derived the analytical expressions for the observables n_s and r in the high energy regime $V_0/\lambda \gg 1$. The analytical approximation works well in the regime $10 \lesssim V_0/\lambda \lesssim 10^3$ where the brane correction is important. In the low energy limit $V_0/\lambda \ll 1$, the brane correction is negligible, we recover the α -attractors $n_s = 1 - 2/N$ and $r = 12\alpha/N^2$ in standard cosmology. In the large N limit, the approximate analytic result for brane inflation in the high energy regime is the same as that in the low energy limit if we identify the parameter $\alpha' = 2\alpha V_0/(3\lambda)$ in the high energy regime as α in the low energy regime, so the brane correction requires smaller α to get the same r . The numerical calculation of n_s and r shows that even bigger values of α satisfy the observational constraints if V_0/λ becomes larger. In standard cosmology, small r means flat potential, so large field is required for α attractors. In brane inflation for E-models, due to the factor V_0/λ in the slow-roll parameter, even steep parts of the potential with $V'/V > 1$ give small r , so brane E-model in the sub-Planckian regions ($\phi < 1$) satisfies the observational constraints. By using the observational data, we get constraints on the model parameters α and V_0/λ . For the E-model with $n = 1$, the sub-Planckian field excursion condition $\Delta\phi < 1$ implies $\alpha \lesssim 0.2$.

In conclusion, the E-models in braneworld scenario have α -attractors and they satisfy the Planck 2018 and BICEP2 constraints on n_s and r . In brane inflation, it is easy to get sub-Planckian field excursion $\Delta\phi < 1$.

Acknowledgements This research was supported in part by the National Natural Science Foundation of China under Grant No. 11875136, the Major Program of the National Natural Science Foundation of China under Grant No. 11690021. We are thankful to Zhu Yi for helpful correspondence. MS was supported by HEC Pakistan Fellowship.

References

1. A.H. Guth, The Inflationary Universe: A Possible Solution to the Horizon and Flatness Problems. *Phys. Rev. D* **23**, 347 (1981)
2. A.A. Starobinsky, A New Type of Isotropic Cosmological Models Without Singularity. *Phys. Lett.* **91B**, 99 (1980)
3. K. Sato, First Order Phase Transition of a Vacuum and Expansion of the Universe. *Mon. Not. Roy. Astron. Soc.* **195**, 467 (1981)
4. A.D. Linde, A New Inflationary Universe Scenario: A Possible Solution of the Horizon, Flatness, Homogeneity, Isotropy and Primordial Monopole Problems. *Phys. Lett. B* **108**(6), 389 (1982)
5. A. Albrecht, P.J. Steinhardt, Cosmology for Grand Unified Theories with Radiatively Induced Symmetry Breaking. *Phys. Rev. Lett.* **48**, 1220 (1982).

6. A.H. Guth, S.Y. Pi, Fluctuations in the New Inflationary Universe. *Phys. Rev. Lett.* **49**, 1110 (1982)
7. J. Martin, C. Ringeval, V. Vennin, *Encyclopædia Inflationaris*. *Phys. Dark Univ.* **5-6**, 75 (2014)
8. J. Martin, H. Motohashi, T. Suyama, Ultra Slow-Roll Inflation and the non-Gaussianity Consistency Relation. *Phys. Rev. D* **87**(2), 023514 (2013)
9. H. Motohashi, A.A. Starobinsky, J. Yokoyama, Inflation with a constant rate of roll. *JCAP* **1509**(09), 018 (2015)
10. Z. Yi, Y. Gong, On the constant-roll inflation. *JCAP* **1803**(03), 052 (2018)
11. Q. Gao, The observational constraint on constant-roll inflation. *Sci. China Phys. Mech. Astron.* **61**(7), 070411 (2018)
12. Q. Gao, Y. Gong, Q. Fei, Constant-roll tachyon inflation and observational constraints. *JCAP* **1805**(05), 005 (2018)
13. Q. Gao, Y. Gong, Z. Yi, On the constant-roll inflation with large and small η_H . *Universe* **5**(11), 215 (2019)
14. C. Germani, T. Prokopec, On primordial black holes from an inflection point. *Phys. Dark Univ.* **18**, 6 (2017)
15. H. Motohashi, W. Hu, Primordial Black Holes and Slow-Roll Violation. *Phys. Rev. D* **96**(6), 063503 (2017)
16. K. Kannike, L. Marzola, M. Raidal, H. Veermäe, Single Field Double Inflation and Primordial Black Holes. *JCAP* **1709**(09), 020 (2017)
17. H. Di, Y. Gong, Primordial black holes and second order gravitational waves from ultra-slow-roll inflation. *JCAP* **1807**(07), 007 (2018)
18. Y. Lu, Y. Gong, Z. Yi, F. Zhang, Constraints on primordial curvature perturbations from primordial black hole dark matter and secondary gravitational waves. *JCAP* **1912**(12), 031 (2019)
19. Y. Akrami, et al., Planck 2018 results. X. Constraints on inflation. [arXiv:1807.06211](https://arxiv.org/abs/1807.06211)
20. P.A.R. Ade, et al., BICEP2 / Keck Array x: Constraints on Primordial Gravitational Waves using Planck, WMAP, and New BICEP2/Keck Observations through the 2015 Season. *Phys. Rev. Lett.* **121**, 221301 (2018)
21. D.I. Kaiser, Primordial spectral indices from generalized Einstein theories. *Phys. Rev. D* **52**, 4295 (1995)
22. F.L. Bezrukov, M. Shaposhnikov, The Standard Model Higgs boson as the inflaton. *Phys. Lett. B* **659**, 703 (2008)
23. R. Kallosh, A. Linde, D. Roest, Superconformal Inflationary α -Attractors. *JHEP* **1311**, 198 (2013)
24. R. Kallosh, A. Linde, Universality Class in Conformal Inflation. *JCAP* **1307**, 002 (2013)
25. R. Kallosh, A. Linde, Non-minimal Inflationary Attractors. *JCAP* **1310**, 033 (2013)
26. R. Kallosh, A. Linde, D. Roest, Universal Attractor for Inflation at Strong Coupling. *Phys. Rev. Lett.* **112**(1), 011303 (2014)
27. M. Galante, R. Kallosh, A. Linde, D. Roest, Unity of Cosmological Inflation Attractors. *Phys. Rev. Lett.* **114**(14), 141302 (2015)
28. Z. Yi, Y. Gong, Nonminimal coupling and inflationary attractors. *Phys. Rev. D* **94**(10), 103527 (2016)
29. Q. Gao, Y. Gong, Reconstruction of extended inflationary potentials for attractors. *Eur. Phys. J. Plus* **133**, 491 (2018)
30. A. Suzuki, et al., The LiteBIRD Satellite Mission - Sub-Kelvin Instrument. *J. Low. Temp. Phys.* **193**(5-6), 1048 (2018)

31. W. Ahmed, A. Karozas, Inflation from a no-scale supersymmetric $SU(4)_c \times SU(2)_L \times SU(2)_R$ model. *Phys. Rev. D* **98**(2), 023538 (2018)
32. C. Cheung, P. Creminelli, A.L. Fitzpatrick, J. Kaplan, L. Senatore, The Effective Field Theory of Inflation. *JHEP* **0803**, 014 (2008)
33. N. Arkani-Hamed, L. Motl, A. Nicolis, C. Vafa, The String landscape, black holes and gravity as the weakest force. *JHEP* **0706**, 060 (2007)
34. H. Ooguri, C. Vafa, On the Geometry of the String Landscape and the Swampland. *Nucl. Phys. B* **766**, 21 (2007)
35. D.H. Lyth, What would we learn by detecting a gravitational wave signal in the cosmic microwave background anisotropy?. *Phys. Rev. Lett.* **78**, 1861 (1997)
36. Q. Gao, Y. Gong, T. Li, Modified Lyth bound and implications of BICEP2 results. *Phys. Rev. D* **91**, 063509 (2015)
37. L. Randall, R. Sundrum, An Alternative to compactification. *Phys. Rev. Lett.* **83**, 4690 (1999)
38. R. Maartens, D. Wands, B.A. Bassett, I. Heard, Chaotic inflation on the brane. *Phys. Rev. D* **62**, 041301 (2000)
39. J.M. Cline, Braneworld cosmology. *PoS STRINGSLHC*, 011 (2006)
40. C.M. Lin, K.W. Ng, K. Cheung, Chaotic inflation on the brane and the Swampland Criteria. *Phys. Rev. D* **100**(2), 023545 (2019)
41. S. Brahma, M. Wali Hossain, Avoiding the string swampland in single-field inflation: Excited initial states. *JHEP* **1903**, 006 (2019)
42. J.M. Cline, C. Grojean, G. Servant, Cosmological expansion in the presence of extra dimensions. *Phys. Rev. Lett.* **83**, 4245 (1999)
43. C. Csaki, M. Graesser, C.F. Kolda, J. Terning, Cosmology of one extra dimension with localized gravity. *Phys. Lett. B* **462**, 34 (1999)
44. D. Ida, Brane world cosmology. *JHEP* **0009**, 014 (2000)
45. Y. Gong, Brane universe and standard cosmology. [arXiv:gr-qc/0005075](https://arxiv.org/abs/gr-qc/0005075)
46. E.J. Copeland, A.R. Liddle, J.E. Lidsey, Steep inflation: Ending brane world inflation by gravitational particle production. *Phys. Rev. D* **64**, 023509 (2001)
47. N. Jaman, K. Myrzakulov, Braneworld inflation with an effective α -attractor potential. *Phys. Rev. D* **99**(10), 103523 (2019)
48. A. Safsafi, I. Khay, F. Salamate, H. Chakir, M. Bennai, On Chaplygin Gas Braneworld Inflation with Monomial Potential. *Adv. High Energy Phys.* **2018**, 2958605 (2018)
49. H. Es-sobbahi, M. Nach, On braneworld inverse power-law inflation. *Int. J. Mod. Phys. A* **33**(10), 1850058 (2018)
50. S. Bhattacharya, K. Das, M.R. Gangopadhyay, Probing the era of reheating for reconstructed inflationary potential in the RS II braneworld. [arXiv:1908.02542](https://arxiv.org/abs/1908.02542)
51. A. Jawad, I. Zehra, W. Nazeer, Warm vector inflation in brane-world scenario. *Astrophys. Space Sci.* **364**(2), 30 (2019)
52. M. Sabir, W. Ahmed, Y. Gong, T. Li, L. Jiong, Helical phase inflation and its observational constraints. [arXiv:1908.05201](https://arxiv.org/abs/1908.05201)
53. M. Sabir, W. Ahmed, Y. Gong, S. Hu, T. Li, L. Wu, A note on brane inflation under consistency conditions. [arXiv:1905.03033](https://arxiv.org/abs/1905.03033)
54. P. Binetruy, C. Deffayet, U. Ellwanger, D. Langlois, Brane cosmological evolution in a bulk with cosmological constant. *Phys. Lett. B* **477**, 285 (2000)
55. P. Binetruy, C. Deffayet, D. Langlois, Nonconventional cosmology from a brane universe. *Nucl. Phys. B* **565**, 269 (2000)
56. D. Langlois, R. Maartens, D. Wands, Gravitational waves from inflation on the brane. *Phys. Lett. B* **489**, 259 (2000)

-
57. M.C. Bento, R.G. Felipe, N.M.C. Santos, Brane assisted quintessential inflation with transient acceleration. *Phys. Rev. D* **77**, 123512 (2008)
 58. J.J.M. Carrasco, R. Kallosh, A. Linde, Cosmological Attractors and Initial Conditions for Inflation. *Phys. Rev. D* **92**(6), 063519 (2015)