

A TAXONOMIC STUDY OF ASTEROID FAMILIES FROM KMTNET-SAAO MULTI-BAND PHOTOMETRY

N. ERASMUS,¹ A. MCNEILL,² M. MOMMERT,³ D. E. TRILLING,^{2,1} A. A. SICKAFOOSE,^{1,4} AND K. PATERSON⁵

¹*South African Astronomical Observatory, Cape Town, 7925, South Africa.*

²*Department of Physics and Astronomy, Northern Arizona University, Flagstaff, AZ 86001, USA.*

³*Lowell Observatory, 1400 W. Mars Hill Rd., Flagstaff, AZ, 86001, USA*

⁴*Department of Earth, Atmospheric, and Planetary Sciences, Massachusetts Institute of Technology, Cambridge, MA 02139-4307, USA.*

⁵*Department of Astronomy, University of Cape Town, Cape Town, 7701, South Africa*

ABSTRACT

We present here multi-band photometry for over 2000 Main-belt asteroids. For each target we report the probabilistic taxonomy using the measured $V-R$ and $V-I$ colors in combination with a machine-learning generated decision surface in color-color space. Through this method we classify >85% of our targets as one of the four main Bus-DeMeo complexes: S-, C-, X-, or D-type. Roughly one third of our targets have a known associated dynamic family with 69 families represented in our data. Within uncertainty our results show no discernible difference in taxonomic distribution between family members and non-family members. Nine of the 69 families represented in our observed sample had 20 or more members present and therefore we investigate the taxonomy of these families in more detail and find excellent agreement with literature. Out of these 9 well-sampled families, our data show that the Themis, Koronis, Hygiea, Massalia, and Eunomia families display a high degree of taxonomic homogeneity and that the Vesta, Flora, Nysa-Polana, and Eos families show a significant level of mixture in taxonomies. Using the taxonomic purity and the degree of dispersion in observed colors for each of the 9 well-sampled collisional families we also speculate which of these families potentially originated from a differentiated parent body and/or is a family with a possible undetermined nested family. Additionally, we obtained sufficient photometric data for 433 of our targets to extract reliable rotation periods and observe no obvious correlation between rotation properties and family membership.

Keywords: minor planets, asteroids: individual (Main-Belt Asteroids) — techniques: photometric — surveys

arXiv:1903.08019v1 [astro-ph.EP] 19 Mar 2019

1. INTRODUCTION

Main-belt asteroids (MBAs) are the most abundant designated objects in the solar system, representing approximately 95% of all of the $\sim 800\,000$ bodies listed in the Minor Planet Center (MPC) catalog¹. This large population of known MBAs therefore lends itself to in-depth statistical investigations to find correlations between orbital and physical properties. One such investigation has led to the identification of asteroid families where the proper orbital elements of family members display clustering in proper orbital space, suggesting a common collisionally-disrupted parent-body source for family members. Additionally, composition investigations targeting family members have revealed that in general there is a homogeneity within families (Bus 1999), further supporting the idea behind a common parent or source. Correlation in spectra, color, or albedo within families has also contributed to the fine-tuning of family membership when ambiguity in membership arises from pure orbital considerations (Parker et al. 2008). However, as more and more observing data have become available, certain nuances have come to the foreground which have failed to resolve past questions around asteroid families and in some instances raised new questions.

For instance, the majority of well-defined families do show consistent spectroscopic properties within a family but there are families that show bi-modal taxonomic distributions. Furthermore, families with homogeneous spectra do also display variations larger than observational uncertainties (Bus 1999). Some explanations that have been proposed include: nested families, i.e., two overlapping families in orbital space that are actually two separate families (Cellino et al. 2001); two colliding parents that had completely different mineralogy; space weathering that modifies spectral shape (Brunetto & Strazzulla 2005); a large differentiated parent body having variations in mineralogy (Binzel & Xu 1993); or simply incorrectly assigning membership (sometimes referred to as interlopers).

Another contentious topic is the origin of family versus non-family members: did non-family members originate from a quiescent disk with a few large bodies the source of families, or did only a few very large bodies generate both family and non-family members (Dermott et al. 2018).

In this work we present the visible colors for a consistent sample of over 2000 MBAs. The colors are derived from multi-band photometry light curves ranging from 0.35 – 5.5 hr (mean: 3.0 hr) which has also allowed us to obtain rotational properties of roughly 1/5th of our targets. By conducting an untargeted survey we have obtained photometry for a sample of MBAs that will be unbiased against location within the main-belt, family or non-family membership, rotation period and amplitude. By analyzing our data set we attempt to decode some of the remaining open questions surrounding asteroid families. We use the entire data set to investigate any differences in the taxonomic distribution of objects belonging to collisional families versus those that do not. We then do a more in-depth analysis of 9 families: Vesta, Flora, Nysa-Polana, Themis, Koronis, Eos, Hygiea, Massalia and Eunomia. We are able to perform a more in-depth study on these families because they had 20 or more confirmed members which were present in our data set.

2. OBSERVATIONS AND DATA REDUCTION

Observations were performed during two campaigns. The first campaign took place between October 2016 and February 2017 over four observing weeks and was originally intended for a near-Earth asteroid study (Erasmus et al. 2017). However, the large field of view meant that the fields observed in that study also included ~ 1000 serendipitously observed MBAs (Erasmus et al. 2018). The second campaign included one observing week in October 2017 and another observing week in February 2018. For the second campaign no specific asteroids were targeted but the observing strategy was to observe close to the ecliptic to maximize the number of MBAs captured in a single field. Approximately 1300 MBAs were observed during the second campaign. Figure 1 indicates the pointing coordinates for the two combined campaigns.

The telescope used for the two campaigns was the Sutherland, South Africa node of the Korea Microlensing Telescope Network (KMTNet) (Kim et al. 2016). The telescope has a primary mirror 1.6 m in diameter and is fitted with four $9k \times 9k$ CCDs, mosaicking the $2^\circ \times 2^\circ$ field of view. Each CCD covers $1^\circ \times 1^\circ$ of sky with a plate-scale of 0.40 arcsec/pixel. Observations were performed alternating among V ($\lambda = 550$ nm, $\Delta\lambda = 90$ nm), R ($\lambda = 660$ nm, $\Delta\lambda = 140$ nm), and I ($\lambda = 805$ nm, $\Delta\lambda = 150$ nm) filters in the sequence $VRVI$, repeating the sequence continuously for the entire observing duration. The exposure time for each filter was 60 s for campaign one and 120 s for campaign two. Image reductions were performed using the MeerLICHT reduction pipeline (Paterson et al. in prep) using the KMTNet setting file.

¹ <http://minorplanetcenter.net/>

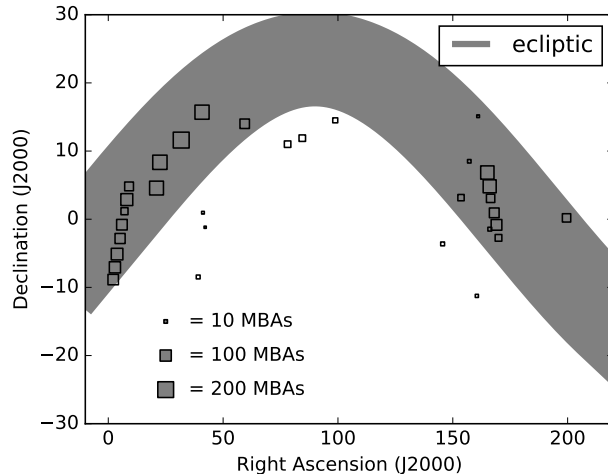


Figure 1. Sky-coordinates of all observed KMTNet fields for the two combined campaigns (hollow squares). The size of the square is proportional to the number of serendipitous MBAs with acceptable SNR extracted in each field. As expected, fields observed on or close to the ecliptic yielded the highest number of MBAs, though some fields on the ecliptic only yielded a few MBAs because unfavorable observing conditions for that specific field meant a large number of MBAs had to be discarded.

Photometry was extracted from the KMTNet observing data using PHOTOMETRYPIPELINE (PP), an open source Python software package for automated photometric analysis of imaging data, developed by Mommert (2017). PP also has a feature that enables it to find serendipitously observed asteroids in the image fields using IMCCE’s SkyBoT service (Berthier et al. 2006). This feature queries the SkyBoT service for each observed field with a limiting magnitude that is equal to the 90-th percentile of the calibrated magnitudes of all sources in the field and a positional uncertainty of less than 5 pixels. These criteria ensure a reliable identification of serendipitously observed asteroids in the field. (See also Erasmus et al. (2017, 2018) for further details on data reduction and photometry extraction.)

3. COLOR CALCULATION AND TAXONOMY DETERMINATION

To determine the colors of each observed MBA but still accounting for variations in magnitude due to asteroid rotation during an observation, a linear interpolation was performed between adjacent V -filter data points and used to obtain a corrected V magnitude at times of inter-spaced non- V observations. Respective colors were derived by subtracting the non- V magnitudes from the interpolated V magnitudes. The final determined color is the weighted average (by error in magnitude) of all such possible subtractions in a given observation window. As an example, in the top-right corner of Figure 2 we show the weighted average colors calculated from the V , R , and I photometry data for one of the observed targets. The hollow symbols in the bottom light curve are the result of adding the determined colors to the R and I data points.

The most likely taxonomy of each target is determined by plotting the solar-corrected $V-I$ versus $V-R$ color of each target superimposed on a decision surface in color-color space (see Figure 3). The decision surface is generated by a machine-learning (ML) algorithm trained with $V-I$ and $V-R$ colors calculated from MIT-UH-IRTF² asteroid spectra that have well defined S, C, X, or D taxonomic spectral shapes according to the Bus-DeMeo taxonomic scheme (DeMeo et al. 2009). The value of each observed target’s color with respect to the decision boundaries, as well as the error in measured color, is used to calculate the probability of the target having an S, C, X, or D taxonomy. The taxonomy with the highest probability is assigned to the target and reflected in the color of the data point in Figure 3 (S = orange, C = pink, X = blue, and D = yellow). Data points in black are targets with unassigned taxonomy because none of the possible taxonomies had a probability higher than 50% which we chose as a limiting criteria. This usually occurs for targets that fall within less than 1σ in measured color to a decision boundary. For more detail on the ML training process and method for calculating taxonomic probability see Mommert et al. (2016); Erasmus et al.

² <http://smass.mit.edu/minus.html>

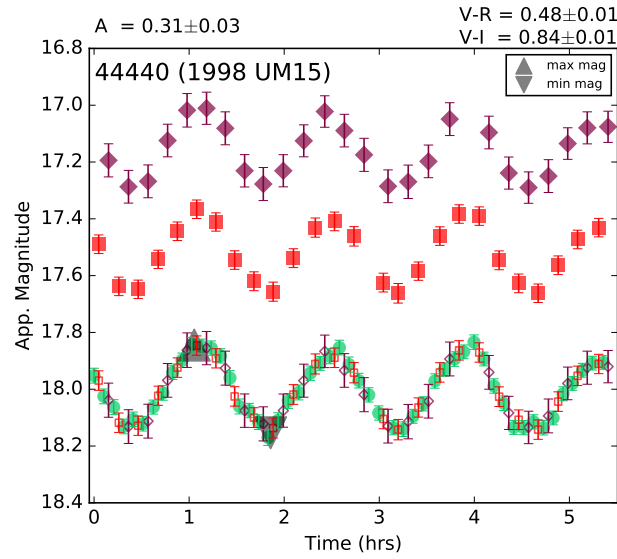


Figure 2. Example photometric data for one of the observed MBAs, 44440 (1998 UM15). The V - (green circles), R - (red squares), and I - (burgundy diamonds) filter data are shown. The hollow symbols in the bottom light curve is the result of adding the determined colors (see Section 3) to the R and I data points. Plots and the associated combined (V - together with adjusted R - and I -band) photometric data for all 2276 targets are electronically available for download. (For referee, attached as a zipped file.)

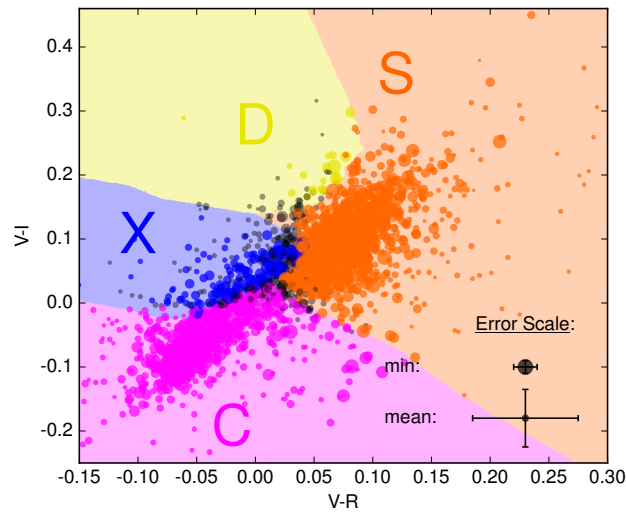


Figure 3. The measured colors of all 2276 observed MBAs with the decision surface generated by the ML algorithm superimposed. MBAs in orange, pink, blue, and yellow were classified by the ML algorithm as S-, C-, X-, and D-type asteroids, respectively (see Section 3 for detail). MBAs in black remain unclassified since the highest taxonomic probability was less than 50%. Sizes of the data points are inversely proportional to the uncertainty in calculated color (scale is shown). Taxonomic probabilities for each target are reported in a table in the Supplementary Material. (For referee, appended to manuscript as Appendix).

(2017, 2018). Taxonomic probabilities for each target are reported in a table in the Supplementary Material. (For referee, appended to manuscript as Appendix).

4. EXTRACTION OF ROTATIONAL PROPERTIES

Rotation periods were extracted from the light-curves by performing a Fourier analysis in the form of a least-squares spectral analysis on the combined V , R , and I photometry data to generate a periodogram for each target. An example

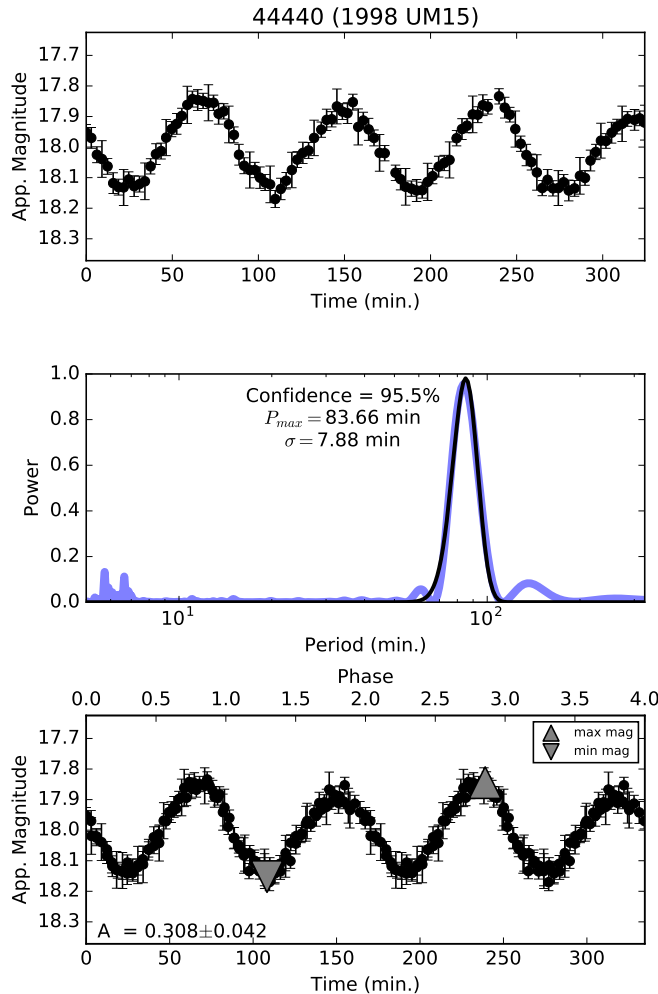


Figure 4. Example Lomb-Scargle periodogram of photometry data shown in Figure 2. Top: Combined V , (adjusted)- R and (adjusted)- I data. Middle: Periodogram with confidence, period, and uncertainty in period shown. Bottom: Top data folded with phase=2 and plotted for phase=4. Plots for all 433 targets which had distinct periodogram peaks and hence resolvable periods are electronically available for download. (For referee, attached as a zipped file.)

generated Lomb-Scargle periodogram (Lomb 1976; Scargle 1982) as a result of the analysis on the photometry data in Figure 2 is shown in Figure 4. Any light-curve that produced a periodogram with a distinct peak with a confidence higher than 40% was flagged. All flagged periodograms were visually inspected and retained if deemed plausible. The uncertainty in periodicity is determined by fitting a Gaussian function to the periodogram peak and using the RMS width as the uncertainty (see superimposed black curve on periodogram peak and σ value in Figure 4). Out of the 2276 targets we were able to extract periods for 433 targets. The rotation periods and light-curve amplitude for these 433 targets are recorded in the table in the Supplementary Material (For referee, appended to manuscript as Appendix). For the remaining targets we report the lower limits on the periods (i.e. observational windows) and lower limit on the light-curve amplitudes. See Erasmus et al. (2017, 2018) for more details on extraction of rotational properties.

5. FAMILY DETERMINATION

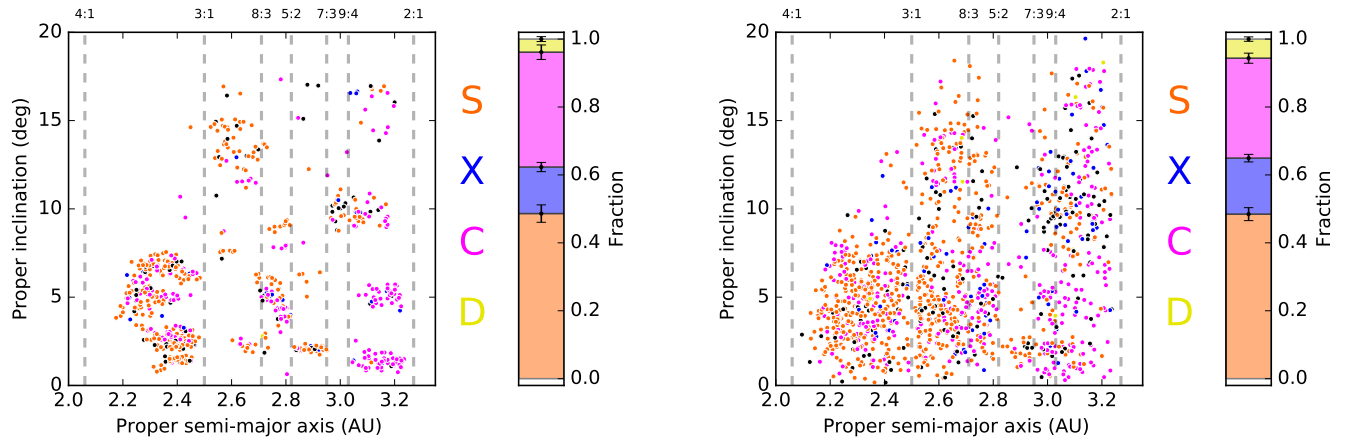


Figure 5. (Left) Plotted in proper orbital space are the 740 targets in our sample that had known collisional families after cross-correlating with data from Nesvorný (2015). The color of each data point indicates the taxonomy we determine (see Section 3) with orange, blue, pink and yellow for S-, X- and C- and D-type asteroids, respectively. In general, the plot shows clustering of similar taxonomic types in proper orbital space which is in agreement with the notion that there should be homogeneity in composition within families. (Right) Plotted in proper orbital space are the remaining targets in our sample that had no known collisional families after cross-correlating with data from Nesvorný (2015). (Left and Right) Adjacent to the main plots, the taxonomic distributions of the family and non-family populations are shown. Within uncertainties the two populations have identical distributions.

To identify an asteroid family algorithms are used to search for regions in proper orbital element space with clustering of asteroids. This is carried out using proper orbital elements rather than using the osculating orbital elements which may significantly evolve over time (Knezevic et al. 2002). The most common method used for identification of these families is the Hierarchical Clustering Method (Zappala et al. 1990). For statistical studies it is common to simply refer to the proper orbital element boundaries for collisional families in order to insure a sufficient number of targets in each data bin. This is generally a good approximation, especially when using large data sets with sparse detections. For this work, however, we utilize and cross-correlate with data from Nesvorný (2015) obtained through The Planetary Data System³ (PDS) to associate objects from our survey data with known collisional families. We impose a cut-off of 20 objects to consider a family worthy of studying in this work and find that we have a sufficient sample for 9 collisional families. These are the Vesta, Flora, Nysa-Polana, Themis, Koronis, Eos, Hygiea, Massalia and Eunomia families. To identify potential interlopers within our data set we make use of the *c*-parameter calculated by Nesvorný (2015) for each of our observed targets. In general we find that we have extremely low levels of interloper contamination in our data set with only one potential interloper in each of the Eos, Themis, and Flora families and three potential interlopers within the Nysa-Polana family.

6. RESULTS AND DISCUSSION

The results of our color calculations, taxonomic determinations, and rotation property extractions for all our observed targets are summarized in a table in the Supplementary Material. (For referee, appended to manuscript as Appendix). Cross-correlating our dataset with the PDS database shows that 740 of our targets are associated with a known collisional family (also indicated in the table), with 69 families being represented. Of these, 9 have sufficient (≥ 20) targets to study the family as a sub-sample. In Section 6.1 we compare the taxonomic distribution of family members to non-family members as a whole. In Section 6.2.1-6.2.9 we compare the taxonomies for each of the 9 well-sampled collisional families we determined with the reported make-up of the family from literature. In Section 6.3 we define and calculate two metrics (the taxonomic purity and the degree of dispersion in observed colors) for each of the 9 well-sampled collisional families. Using these two metrics we speculate which of the 9 families potentially originated from a differentiated parent body and/or which family still has a possible undetermined nested family present.

³ <https://pds.nasa.gov/>

6.1. Comparison of Collisional Family Objects and Non-Members

We compare the derived taxonomies for objects linked to known collisional families and those remaining objects which are not. If the taxonomic proportions of these two populations were different this could imply that certain asteroid compositions are more frequently disrupted by catastrophic collisions leading to the formation of asteroid families. In this case we find that the overall proportions of taxonomies in the two populations are identical to within uncertainties. This is presented in Figure 5.

6.2. Individual Family Analysis

6.2.1. Vesta

The Vesta family is one of the most widely-studied main belt sub-populations. Earth-based spectrometric observations have shown a distinct spectral signature that is similar to the spectral shape of S-type asteroids but with enhanced absorption features in both the $1\mu\text{m}$ and $2\mu\text{m}$ regions.

In Figure 6 we plot the colors of the 76 Vesta family targets observed in this study superimposed on the decision surface generated by the ML algorithm (see section 3). Unfortunately the possibility of a V-type classification was not included in the ML classification method as there are insufficient visible spectra of V-type asteroids in the MIT-UH-IRTF database which is the source of the training data. The consequence of this is that the ML method mostly classifies V-type asteroids as S-type asteroids because of the similar spectral shape between the two spectra. However, an oval is included in Figure 6 indicating where one would expect the visible colors of a V-type asteroid. This was achieved by convolving the V -, R -, and I -filter responses with the mean Bus-DeMeo V-type spectrum (DeMeo et al. 2009), with the associated upper- and lower-limits, to calculate the mean, minimum, and maximum $V-R$ and $V-I$ colors expected from this spectrum. As expected the oval region occurs within the S-type zone but at a lower $V-I$ color than the mean S-type color (see Figure 3) due to the stronger $1\mu\text{m}$ absorption feature of V-type spectra. Most of the observed Vesta family targets cluster in the vicinity of the expected V-type region but in comparison to the other 8 families (Figure 7-14) we observe a larger spread in colors. In addition we observe a significant number of our targets (with small uncertainties in measured color) falling within the C-type zone in color-color space. Our result therefore supports the idea behind a differentiated parent body with multiple taxonomies possible in the daughter bodies (Russell et al. 2012).

6.2.2. Flora

The Flora family, located in the inner main belt, has been well-established as an S-type family (Florczak et al. 1998). Situated in orbital space close to the ν_6 resonance it has been identified as a possible source for the near-Earth asteroid (NEA) population (Bottke et al. 2000). Similarities in spectral properties between the NEA population and the Flora family have also been confirmed (Vernazza et al. 2008).

The colors plotted in Figure 7 of the 62 observed Flora family members show a majority in S-type classification and are therefore in agreement with Flora family literature. However, there are a few targets with C-type colors observed. We find the compositional break-down of the Flora family to be within uncertainties identical to the compositional break-down of a separate study of 39 NEAs using the same ML classification technique used in this study (Erasmus et al. 2017). Our taxonomic distribution results here therefore support previously published works suggesting the Flora family as a strong feeder for the NEA population. The large number of C-type asteroids in our sample could suggest the presence of a still undetermined nested family or evidence that Flora originated from a differentiated parent body (see Section 6.3).

6.2.3. Massalia

Located in the inner main belt, the relatively young (180 ± 50 Myr; Spoto et al. (2015)) Massalia family is distinguishable in orbital space from other families by its low ($\approx 1.5^\circ$) orbital inclination. It is thought that the Massalia family can be a source region for NEAs with objects being ejected from the main belt through the 3:1 mean motion resonance (Milani et al. 2014).

The derived taxonomies for the Massalia family are in agreement with the expected S-type nature (Masiero et al. 2015) of the family to within uncertainties.

6.2.4. Nysa-Polana

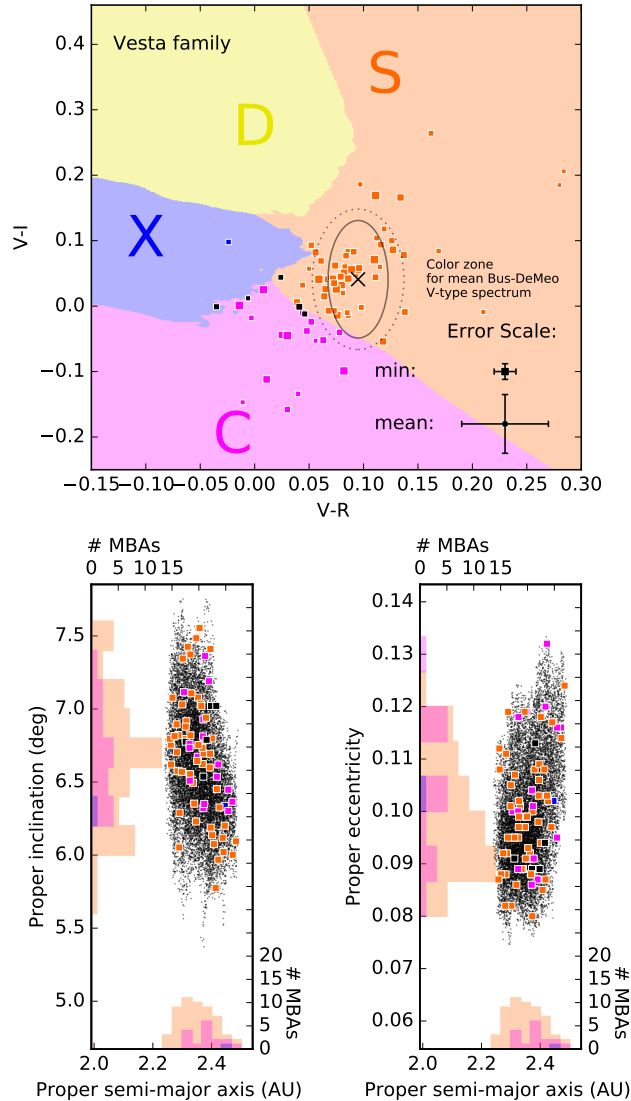


Figure 6. (Top) The measured colors of all 76 observed Vesta targets with the taxonomic decision surface generated by the ML algorithm superimposed (see Section 3 for detail). The oval with the cross in the centre indicates the color and limits calculated from the mean Bus-DeMeo V-type spectrum. The dashed oval reflects the extent of the limits when incorporating our median observed photometric uncertainty. (Bottom) Proper orbital elements of all 76 observed Vesta targets with histograms indicating the taxonomic dependence on orbital parameters. Family members from Nesvorný (2015) are plotted in small data points in the background.

The Nysa-Polana family is no longer regarded as a single entity but rather as two subgroups with similar proper orbital properties but with unambiguously distinct albedo and spectral signatures (Cellino et al. 2001). The eponym of the family, (44) Nysa, has subsequently also been excluded as a member of either subgroup based on a combination of its differing albedo and reflective spectrum to the albedo and spectra of the two identified subgroups (Masiero et al. 2015). That said, the “Nysa” subgroup is associated with the S-type taxonomic class while the “Polana” subgroup has shown B-type spectral signatures.

Just as our ML classification method could not distinguish between the V-type taxonomic class and the S-type taxonomic class (see Section 6.2.1), the method is also unable to distinguish between B-type and C-type asteroids. As was done for expected V-type colors, Figure 9 shows the expected region for B-type asteroids in color-color space (see black oval in plot). Figure 9 also includes the plotted colors for the 118 observed Nysa-Polana family members. The

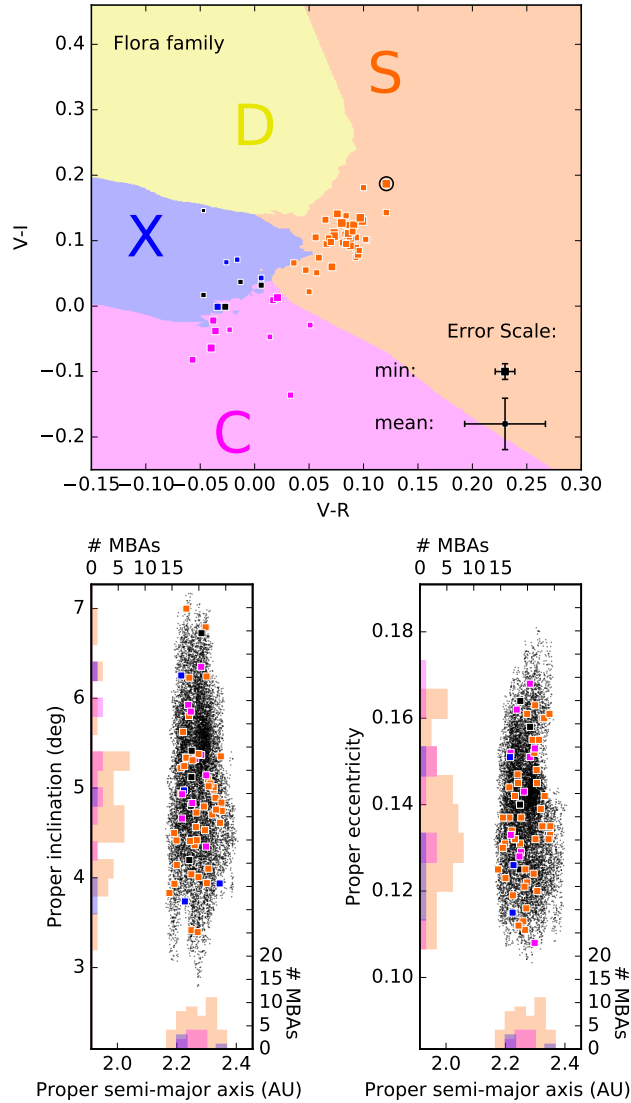


Figure 7. (Top) The measured colors of all 62 observed Flora targets with the taxonomic decision surface generated by the ML algorithm superimposed (see Section 3 for detail). The circled data point is a suspected interloper because the c-parameter (see Nesvorný et al. (2015) for definition and detail) for this target has an absolute value larger than 1. (Bottom) Proper orbital elements of all 62 observed Flora targets with histograms indicating the taxonomic dependence on orbital parameters. Family members from Nesvorný (2015) are plotted in small data points in the background.

plotted colors clearly reveal the two subgroups, one group centred around the mean S-type visible colors and another tightly clustered group in close proximity to the expected B-type visible colors.

6.2.5. *Eunomia*

Eunomia is a primarily S-type family found in the intermediate main belt thought to have formed 1.5 ± 0.5 Gyr ago (Spoto et al. 2015). Lazzaro et al. (1999) identified the presence of objects in the same proper orbital element space as the *Eunomia* family showing featureless spectra indicative of C-type asteroids. These objects were suggested to either be interlopers or evidence for a differentiated parent body. Milani et al. (2014) suggest that the *Eunomia* family consists of further sub-families caused by cratering events within the lifetime of the family as a whole. From our limited sample we do not identify any clear indication of a large number of outliers from the expected S-type

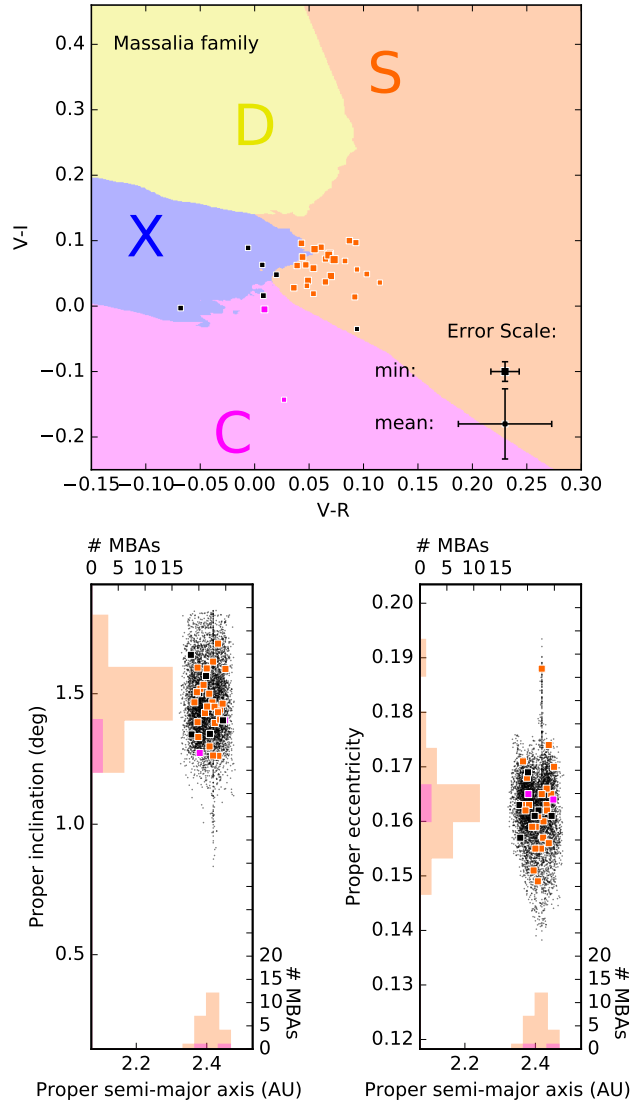


Figure 8. (Top) The measured colors of all 32 observed Massalia targets with the taxonomic decision surface generated by the ML algorithm superimposed (see Section 3 for detail). (Bottom) Proper orbital elements of all 32 observed Massalia targets with histograms indicating the taxonomic dependence on orbital parameters. Family members from Nesvorný (2015) are plotted in small data points in the background.

population. The derived taxonomies suggest that to within uncertainties all our observed objects can be considered S-type asteroids.

6.2.6. *Hygiea*

The Hygiea family is a primarily C-type family found in the outer main asteroid belt, although B-type asteroids are also thought to be present (Carruba 2013). The parent body of this family (10) Hygiea is the fourth largest asteroid (by mass) in the main belt. As expected our taxonomic determination sits within the boundary for C-types. Some objects in the sample have been identified as X-types, however, the uncertainties on this determination are such that we are unable to conclude with any confidence that these bodies are true outliers. Due to the dearth of training data available for B-type asteroids we are unable to directly determine whether objects are truly B-types or C-types; we have plotted the boundaries in this color-color plot in which B-type asteroids would fall. We find that all of the objects in our sample fall within the expected C-type boundary to within uncertainties, with several falling into the region

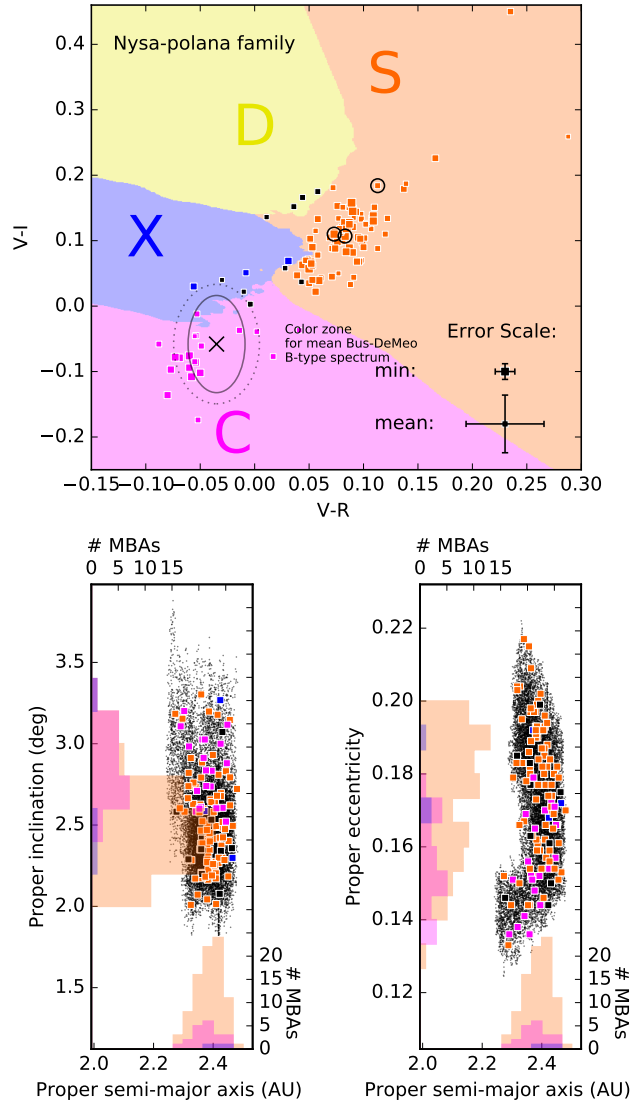


Figure 9. (Top) The measured colors of all 118 observed Nysa-Polana targets with the taxonomic decision surface generated by the ML algorithm superimposed (see Section 3 for detail). The three circled data points are suspected interlopers because the c -parameters (see Nesvorný et al. (2015) for definition and detail) for these targets have an absolute value larger than 1. The oval with the cross in the centre indicates the color and limits calculated from the mean Bus-DeMeo B-type spectrum. The dashed oval reflects the extent of the limits when incorporating our median observed photometric uncertainty. (Bottom) Proper orbital elements of all 118 observed Nysa-Polana targets with histograms indicating the taxonomic dependence on orbital parameters. Family members from Nesvorný (2015) are plotted in small data points in the background.

described by the B-type estimate although we cannot conclusively classify these objects with that degree of detail with the current data available for our methodology.

6.2.7. Themis

The Themis family, like most families located on the outer edge of the main-belt, has been observed to be comprised of mostly C-type members (Ziffer et al. 2011). The discovery of cometary activity on at least two family members (Hsieh & Jewitt 2006) as well as direct evidence of water-ice on (24) Themis itself by Rivkin & Emery (2010) suggests that this family could be a significant reservoir of water-ice in the solar system.

The visible colors of the 54 Themis family targets observed in this study imply that the targets are almost exclusively C-type in taxonomy (see Figure 12), which is in agreement with previous studies and observations. We find that, as

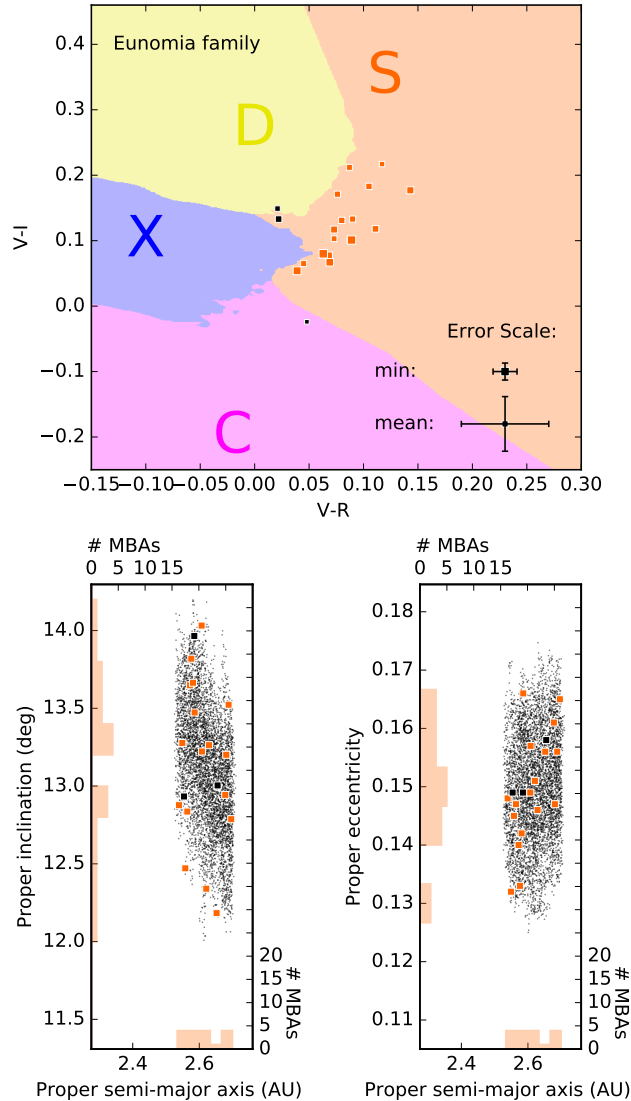


Figure 10. (Top) The measured colors of all 20 observed Eunomia targets with the taxonomic decision surface generated by the ML algorithm superimposed (see Section 3 for detail). (Bottom) Proper orbital elements of all 20 observed Eunomia targets with histograms indicating the taxonomic dependence on orbital parameters. Family members from Nesvorný (2015) are plotted in small data points in the background.

expected, most objects are defined as being C-type asteroids with a high degree of confidence. Several objects are classified as X-types but the uncertainties on these measurements are such that they cross the boundary between X- and C-type. We identify two objects with taxonomic determinations significantly differing from that of the main family which we suspect to be interlopers in the Themis family. They are 9646 (1995 BV) and 187245 (2005 SV190) which were determined to be D-type and S-type respectively.

6.2.8. *Koronis*

The Koronis family is situated in the outer main belt and, unusually for its semi-major axis location, consists primarily of S-type asteroids. We find that most objects belonging to this family in our sample are determined to be S-type objects (see Figure 13).

6.2.9. *Eos*

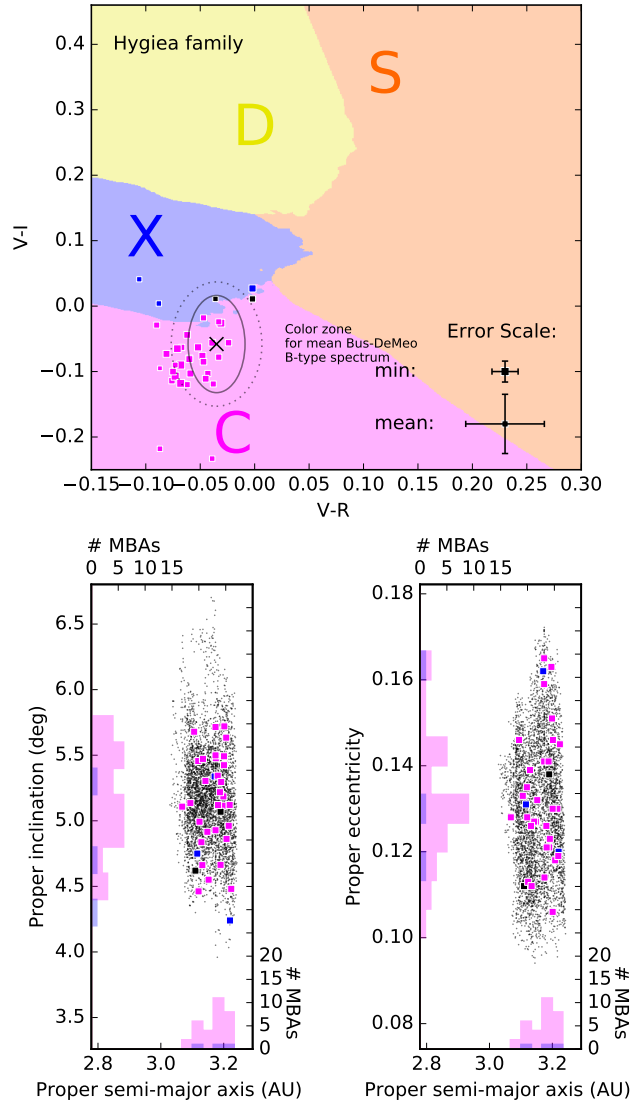


Figure 11. (Top) The measured colors of all 36 observed Hygiea targets with the taxonomic decision surface generated by the ML algorithm superimposed (see Section 3 for detail). The oval with the cross in the centre indicates the color and limits calculated from the mean Bus-DeMeo B-type spectrum. The dashed oval reflects the extent of the limits when incorporating our median observed photometric uncertainty. (Bottom) Proper orbital elements of all 36 observed Hygiea targets with histograms indicating the taxonomic dependence on orbital parameters. Family members from Nesvorný (2015) are plotted in small data points in the background.

The Eos family is comprised of the relatively rare K-type asteroid taxonomy associated with CV and CO meteorite spectra. The K-type spectral shape is similar to that of S-type spectra but with a slightly smaller red-slope towards infra-red wavelengths and the absence of the $2\mu\text{m}$ absorption feature that is present in S-type spectra. Therefore it is difficult to distinguish K-type spectra from S-type spectra in the visible where there is little difference between the two. As a result, the 43 Eos family targets have determined colors that classify them as mostly S-type asteroids by our ML method as shown in Figure 14. Many of the targets with low uncertainty in their calculated color fall within the expected K-type region (see black oval, and 6.2.1 for method to determining perimeter) which suggests that the observations agree with the K-type taxonomy claimed by current literature. The lack of training data available for K-type asteroids means that this conclusion must be considered speculative.

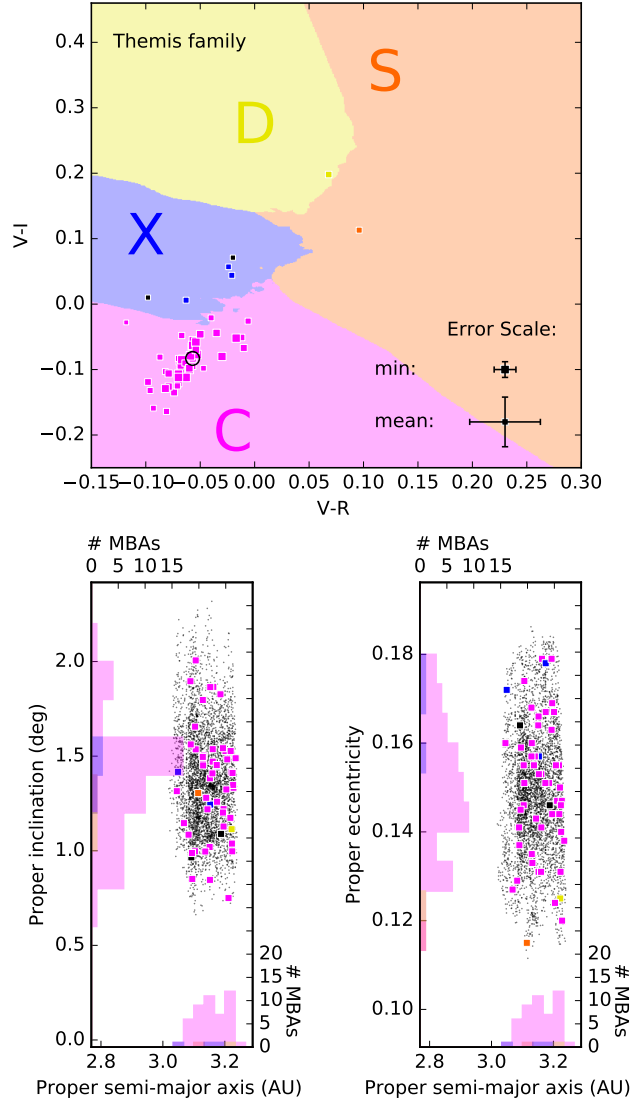


Figure 12. (Top) The measured colors of all 54 observed Themis targets with the taxonomic decision surface generated by the ML algorithm superimposed (see Section 3 for detail). The circled data point is a suspected interloper because the c-parameter (see Nesvorny et al. (2015) for definition and detail) for this target has an absolute value larger than 1. (Bottom) Proper orbital elements of all 54 observed Themis targets with histograms indicating the taxonomic dependence on orbital parameters. Family members from Nesvorny (2015) are plotted in small data points in the background.

6.3. Identifying Differentiated Parent Bodies and Nested Families

In order to identify which of our well-sampled families possibly originate from a differentiated parent body, we define and calculate two metrics using the observed colors of each of our targets. The first is the purity in our observed taxonomy for a given family which is defined as the highest taxonomic fraction based on the summation of the probabilities for each respective class type (see table in Supplementary material for probabilities). The second metric quantifies how dispersed the observed colors are by calculating the median difference in color (weighted by error in measured color) from the median color of all the observed targets of the family. These two metrics potentially single out families with differentiated parents since a non-differentiated parent would likely result in low variations in observed colors and also a high purity in measured taxonomy of daughter bodies.

For this analysis we treat the Nysa-Polana family as two separate families (“Nysa” and “Polana”) since this is now commonly accepted as being two separate families with differing taxonomy (the two different taxonomic groups are

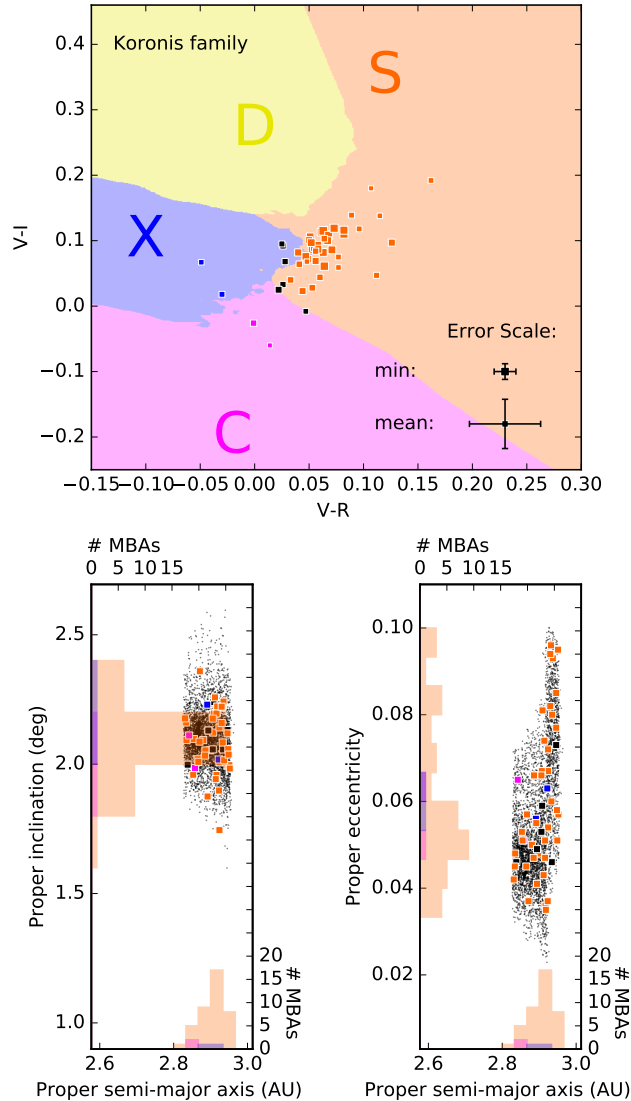


Figure 13. (Top) The measured colors of all 50 observed Koronis targets with the taxonomic decision surface generated by the ML algorithm superimposed (see Section 3 for detail). (Bottom) Proper orbital elements of all 50 observed Koronis targets with histograms indicating the taxonomic dependence on orbital parameters. Family members from Nesvorný (2015) are plotted in small data points in the background.

observed in this study as well, see Figure 9). However, we also include a datapoint for the combined Nysa-Polana family in order to get an idea of what the two metric values would be for a bi-modal (nested) family like Nysa-Polana. Finally, we also exclude the Eos family because the expected (and measured, see Figure 14) colors of K-type asteroids fall on top of the decision boundary between S- and X-type colors. Since we do not include K-type as a possible classification in our analysis the purity metric makes little sense in this case. We do not encounter this purity determination problem for the Vesta family (V-type) or the “Polana” family (B-type) as both of these colors are encapsulated in the S- and C-type zones of the color-color plot respectively and do not fall close to a decision boundary (see Figure 6 and 9). We therefore use the S-type fraction as a purity metric for the Vesta family and the C-type fraction as the purity metric for the “Polana” family.

In Figure 15 we plot the results of our analysis and as expected the Vesta family which has been confirmed by the Dawn mission to originate from a differentiated parent body (De Sanctis et al. 2012) has a low purity in observed taxonomy and high variations in observed colors compared to most of the other families we plot. The bi-modal Nysa-

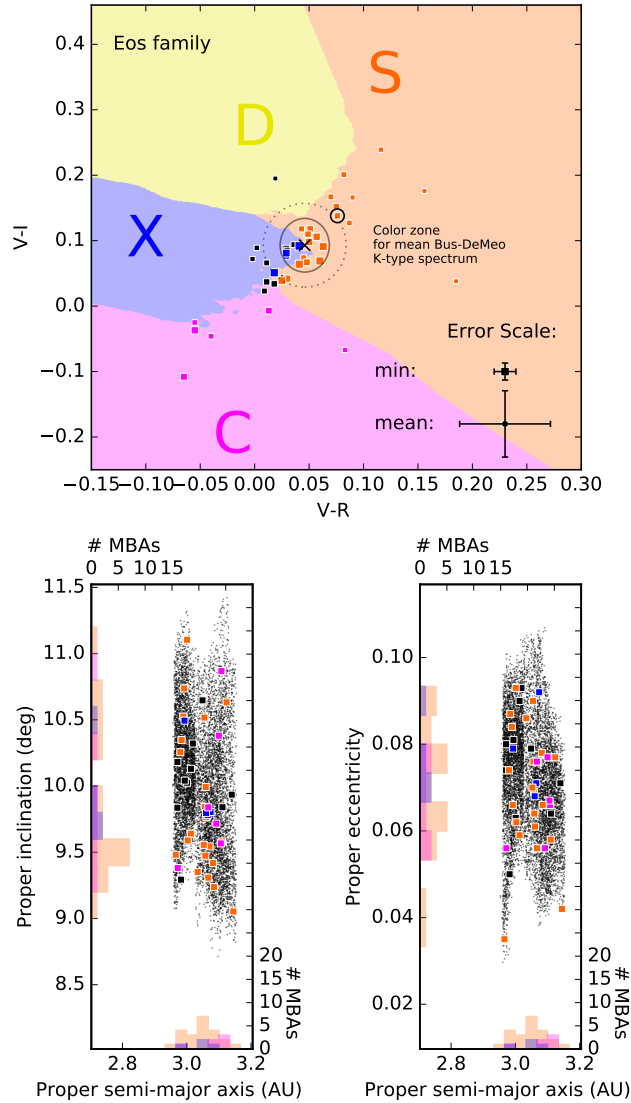


Figure 14. (Top) The measured colors of all 43 observed Eos targets with the taxonomic decision surface generated by the ML algorithm superimposed (see Section 3 for detail). The circled data point is a suspected interloper because the c-parameter (see Nesvorný et al. (2015) for definition and detail) for this target has an absolute value larger than 1. The oval with the cross in the centre indicates the color and limits calculated from the mean Bus-DeMeo K-type spectrum. The dashed oval reflects the extent of the limits when incorporating our median observed photometric uncertainty. (Bottom) Proper orbital elements of all 43 observed Eos targets with histograms indicating the taxonomic dependence on orbital parameters. Family members from Nesvorný (2015) are plotted in small data points in the background.

Polana family’s metrics also shows low purity in observed taxonomy and high variations in observed colors but when separated into the “Nysa” and “Polana” family show very high purity and low variation in colors. The remaining families, with the exception of Massalia and Flora, have both a higher taxonomic purity and a lower color dispersion than the Vesta and Nysa-Polana family suggesting that none of these originate from differentiated parent body or have a nested family with a differing taxonomy present.

Our Massalia family targets have the highest mean error in determined color of the 9 families we investigate (compare error bar scale in Figure 8 to that of the other families) and probably the reason for the low purity metric we determine. Therefore the Massalia family’s purity metric is the least reliable of all the families and probably not dependable enough to make any concrete conclusions regarding its parent body.

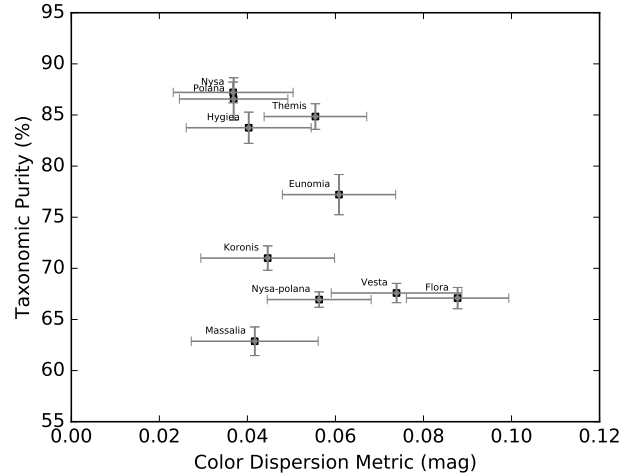


Figure 15. Plotted is the taxonomic purity and the degree of dispersion in observed colors for each of the 9 well-sampled collisional families. See Section 6.3 for definition and discussion of these two metrics.

The Flora family has very similar metric values to the Vesta family which could be an indication that this family also originated from a differentiated parent body. A differentiated parent body for the Flora family has been suggested in the past (Gaffey 1984). Using Nysa-Polana, which shows evidence of a bimodal histogram (one C-type peak and one S-type peak, see Figure 9) in both eccentricity and inclination as a yardstick for a nested family, and comparing that to the histograms of Flora (see Figure 7) which show no evidence of any bimodal behaviour further supports the idea that Flora’s observed mixed taxonomy is due to a differentiated parent body rather than a nested family.

7. CONCLUSION

Multi-band photometry for 2276 MBAs has been presented. For each target we determine the probabilistic taxonomy using the measured $V-R$ and $V-I$ colors in combination with a machine-learning generated decision surface in color-color space. We investigate in detail our determined taxonomy of all targets of 9 families which had 20 or more members present in our data set. In general we find excellent agreement with the observed taxonomy of these families to the expected taxonomy from previous studies.

Using the observed colors for each target we define and calculate two metrics of the 9 well-sampled collisional families and use these two metrics to speculate which of these families potentially originated from a differentiated parent body and/or is a family with a possible undetermined nested family. Our results show that the Flora family has very similar metric values to the Vesta family which could be an indication that, like the Vesta family, the Flora family possibly also originated from a differentiated parent body.

Finally, our photometry data was sufficient to extract reliable rotation periods for 433 of our targets and we observe no obvious correlation between rotation properties and family membership.

ACKNOWLEDGEMENTS

This research has made use of the KMTNet system operated by the Korea Astronomy and Space Science Institute (KASI) and the data were obtained by observations made at the South African Astronomical Observatory (SAAO). This work is partially supported by the South African National Research Foundation (NRF). This work is supported in part by the National Aeronautics and Space Administration (NASA) under grant No. NNX15AE90G issued through the SSO Near-Earth Object Observations Program and in part by a grant from NASA’s Office of the Chief Technologist.

REFERENCES

- Berthier, J., Vachier, F., & Thuillot, W. 2006, 351, 367
- Binney, J., & Merrifield, M. 1998, Galactic Astronomy
- Binzel, R. P., & Xu, S. 1993, Science, 260, 186

- Bottke, W. F., Rubincam, D. P., & Burns, J. A. 2000, *Icarus*, 145, 301
- Brunetto, R., & Strazzulla, G. 2005, *Icarus*, 179, 265
- Bus, S. 1999, PhD thesis, MASSACHUSETTS INSTITUTE OF TECHNOLOGY
- Carruba, V. 2013, *MNRAS*, 431, 3557
- Cellino, A., Zappalà, V., Doressoundiram, A., et al. 2001, *Icarus*, 152, 225
- De Sanctis, M. C., Ammannito, E., Capria, M., et al. 2012, *Science (New York, N.Y.)*, 336, 697
- DeMeo, F. E., Binzel, R. P., Slivan, S. M., & Bus, S. J. 2009, *Icarus*, 202, 160
- Dermott, S., A. Christou, A., Li, D., J. J. Kehoe, T., & Malcolm Robinson, J. 2018, *Nature Astronomy*, 2, doi:10.1038/s41550-018-0482-4
- Erasmus, N., McNeill, A., & Mommert, M. 2018, *The Astrophysical Journal Supplement Series*, 237, 19
- Erasmus, N., Mommert, M., Trilling, D. E., et al. 2017, *The Astronomical Journal*, 154, 162
- Florczak, M., Barucci, M., Doressoundiram, A., et al. 1998, *Icarus*, 133, 233
- Gaffey, M. J. 1984, *Icarus*, 60, 83
- Hsieh, H., & Jewitt, D. 2006, *Science*, 312, 561
- Kim, S. L., Lee, C. U., Park, B. G., et al. 2016, *Journal of the Korean Astronomical Society*, 49, 37
- Knezevic, Z., Lemaître, A., & Milani, A. 2002, *The Determination of Asteroid Proper Elements*, ed. W. Bottke Jr., A. Cellino, P. Paolicchi, & R. Binzel No. 1979, 603–612
- Lazzaro, D., Mothé-Diniz, T., Carvano, J., et al. 1999, *Icarus*, 142, 445
- Lomb, N. R. 1976, *Astrophysics and Space Science*, 39, 447
- Masiero, J., DeMeo, F., Kasuga, T., & Parker, A. 2015, *Asteroid Family Physical Properties*, ed. P. Michel, F. DeMeo, & W. Bottke, 323–340
- Milani, A., Cellino, A., Knežević, Z., et al. 2014, *Icarus*, 239, 46
- Mommert, M. 2017, *Astronomy and Computing*, 18, 47
- Mommert, M., Trilling, D. E., Borth, D., et al. 2016, *The Astronomical Journal*, 151, 98
- Nesvorny, D. 2015, *NASA Planetary Data System*, 234, EAR
- Nesvorny, D., Broz, M., & Carruba, V. 2015, arXiv:1502.01628
- Parker, A., Ivezić, Ž., Jurić, M., et al. 2008, *Icarus*, 198, 138
- Rivkin, A., & Emery, J. 2010, *Nature*, 464, 1322
- Russell, C. T., Raymond, C. A., Coradini, A., et al. 2012, *Science*, 336, 684
- Scargle, J. D. 1982, *Astrophys. J.*, 263, 835
- Spoto, F., Milani, A., & Knežević, Z. 2015, *Icarus*, 257, 275
- Vernazza, P., Binzel, R., Thomas, C., et al. 2008, *Nature*, 454, 858
- Zappala, V., Cellino, A., & Farinella, P. 1990, *Astronomical Journal*, 100, 2030
- Ziffer, J., Campins, H., Licandro, J., et al. 2011, *Icarus*, 213, 538

APPENDIX

A. ALL DATA

Table 1. Observations and Results

No.	Object	Obs. Start (JD)	Obs. Dur. (h:mm)	H ^a (mag)	V (mag)	V-R ^b (mag)	V-I ^b (mag)	Amplitude ^c (mag)	Rot. Period ^c (min)	S-type	X-type (probability)	C-type	D-type	Tax.	Family ^d
0001	(1999 TE21)	2458051.26416	4:08	18.3	20.39	0.01±0.03	0.05±0.04	≥0.35	≥249	0.293	0.546	0.156	0.004	X	-
0002	(2001 QK328)	2457691.46127	2:00	18.0	20.75	0.13±0.10	0.14±0.15	≥0.62	≥121	0.727	0.053	0.076	0.143	S	-
0003	(2001 VH3)	2458048.25593	5:28	16.1	20.83	-0.01±0.04	0.04±0.03	≥0.44	≥329	0.205	0.650	0.144	0.001	X	-
0004	(2002 QK91)	2457691.46127	2:00	17.8	20.77	0.08±0.10	0.03±0.17	≥0.35	≥121	0.474	0.098	0.317	0.111	-	-
0005	(2003 NF13)	2457690.42183	1:37	17.2	19.72	0.09±0.04	0.11±0.06	≥0.23	≥97	0.842	0.065	0.010	0.083	S	-
0006	(2003 QF115)	2457691.38580	1:45	17.6	20.40	0.07±0.05	0.07±0.08	≥0.57	≥106	0.630	0.139	0.139	0.093	S	-
0007	(2003 SO9)	2457722.38685	1:43	17.3	20.11	0.00±0.04	-0.02±0.07	≥0.37	≥103	0.141	0.234	0.613	0.012	C	-
0008	(2005 SN286)	2457691.46127	2:00	16.9	20.80	-0.13±0.14	-0.06±0.14	≥0.27	≥121	0.062	0.230	0.662	0.045	C	-
0009	(2005 SQ51)	2457722.38400	1:47	18.0	20.26	0.09±0.06	0.10±0.08	≥0.25	≥107	0.787	0.075	0.046	0.093	S	-
0010	(2006 AN29)	2457690.35201	1:34	17.9	20.07	0.13±0.05	0.21±0.06	≥0.42	≥95	0.864	0.004	0.000	0.132	S	-
0011	(2006 QN54)	2458050.25465	5:29	18.2	20.73	0.05±0.03	0.03±0.04	0.64±0.11	313±53	0.689	0.128	0.182	0.001	S	-
0012	(2006 RK11)	2458055.26304	5:17	16.4	19.74	0.01±0.02	-0.01±0.03	≥0.19	≥318	0.134	0.147	0.719	0.000	C	-
0013	(2006 SH410)	2458051.28597	4:37	17.5	21.28	0.04±0.05	0.11±0.06	≥0.30	≥278	0.517	0.238	0.037	0.208	S	-
0014	(2006 SO114)	2458054.26480	4:55	18.1	20.41	0.01±0.11	-0.04±0.08	≥0.27	≥295	0.269	0.175	0.550	0.006	C	-
0015	(2006 TT123)	2458048.26028	5:22	17.2	20.99	-0.06±0.05	-0.03±0.04	≥0.33	≥323	0.011	0.291	0.698	0.000	C	-
0016	(2006 TU68)	2458048.25593	5:28	15.5	20.69	-0.02±0.06	0.05±0.03	≥0.21	≥329	0.209	0.725	0.065	0.001	X	-
0017	(2006 UG215)	2457692.44645	1:00	17.9	19.13	-0.01±0.04	0.01±0.04	≥0.06	≥60	0.104	0.443	0.451	0.002	-	-
0018	(2007 FT43)	2457690.42183	2:19	16.9	19.86	-0.00±0.05	-0.04±0.06	≥0.66	≥139	0.102	0.186	0.712	0.000	C	-
0019	(2007 UJ101)	2458054.26480	5:20	18.5	20.11	0.14±0.04	0.15±0.05	≥0.36	≥321	0.988	0.001	0.000	0.011	S	-
0020	(2008 TO52)	2458051.28168	4:43	17.1	21.03	-0.03±0.04	-0.06±0.05	≥0.38	≥284	0.021	0.146	0.833	0.000	C	-
0021	(2009 BO64)	2457691.46411	1:56	16.7	20.52	0.11±0.07	0.19±0.09	≥0.46	≥117	0.731	0.036	0.006	0.227	S	-
0022	(2009 SV352)	2457690.33738	1:57	18.1	20.31	-0.01±0.05	0.02±0.07	≥0.34	≥118	0.162	0.446	0.379	0.013	-	-
0023	(2009 UJ34)	2457692.44645	1:00	18.8	20.11	0.07±0.05	0.10±0.07	≥0.16	≥60	0.711	0.123	0.041	0.125	S	-
0024	(2010 XF19)	2458163.46671	3:42	17.8	20.77	0.05±0.04	0.08±0.05	≥0.35	≥223	0.664	0.205	0.055	0.075	S	-
0025	(2011 QA50)	2458167.40537	1:17	13.6	21.06	0.08±0.06	0.09±0.07	≥0.19	≥77	0.696	0.143	0.060	0.101	S	-
0026	(2011 SP232)	2457724.38316	1:08	16.5	20.53	0.06±0.06	0.11±0.07	≥0.34	≥69	0.603	0.167	0.047	0.184	S	-
0027	(2011 UU176)	2457691.37970	1:54	16.6	21.00	0.08±0.10	-0.07±0.11	≥0.26	≥114	0.396	0.067	0.526	0.011	C	-
0028	(2011 WJ33)	2457692.38892	1:20	15.5	20.18	0.02±0.04	0.10±0.04	≥0.16	≥80	0.369	0.471	0.017	0.143	-	-
0029	(2012 JN22)	2458047.25601	5:24	16.6	20.72	0.05±0.03	0.06±0.04	≥0.32	≥324	0.728	0.197	0.070	0.005	S	-
0030	(2012 LB9)	2458050.25874	5:20	17.0	21.02	0.09±0.05	0.09±0.07	≥0.36	≥321	0.837	0.055	0.038	0.070	S	-
0031	(2012 PO23)	2458168.40251	3:15	17.9	19.76	0.01±0.05	-0.06±0.05	≥0.33	≥196	0.097	0.060	0.844	0.000	C	-
0032	(2012 SO37)	2458051.27285	4:56	16.7	21.00	0.05±0.06	0.10±0.05	≥0.33	≥297	0.551	0.299	0.028	0.123	S	-
0033	(2012 VR96)	2457692.44645	1:00	17.2	19.21	0.05±0.04	0.00±0.06	≥0.16	≥60	0.468	0.124	0.402	0.005	-	-
0034	(2012 XC136)	2457730.42038	1:30	17.4	19.91	0.07±0.04	0.07±0.05	≥0.25	≥90	0.778	0.148	0.050	0.024	S	-
0035	(2013 AH24)	2457724.34608	0:51	17.6	20.50	0.36±0.12	-0.10±0.27	≥0.51	≥51	0.793	0.000	0.207	0.001	S	-
0036	(2013 AJ160)	2458165.40164	5:19	16.7	21.14	0.01±0.08	0.01±0.06	≥0.32	≥320	0.340	0.308	0.341	0.012	-	-
0037	(2013 GK130)	2458164.41350	4:21	15.4	20.51	-0.13±0.07	-0.19±0.05	1.07±0.09	400±93	0.000	0.000	1.000	0.000	C	-
0038	(2013 VR15)	2458049.25597	5:24	16.9	20.80	0.09±0.03	0.13±0.04	≥0.31	≥325	0.924	0.021	0.000	0.056	S	-
0039	(2014 DH97)	2457722.38400	1:45	16.6	20.53	0.05±0.06	-0.07±0.09	≥0.32	≥105	0.243	0.059	0.694	0.004	C	-
0040	(2014 JD45)	2457722.38400	1:47	16.1	19.99	0.01±0.03	-0.02±0.06	≥0.32	≥107	0.134	0.210	0.650	0.005	C	-
0041	(2014 UP20)	2458049.26046	5:18	18.3	21.08	0.02±0.07	-0.01±0.06	≥0.61	≥318	0.309	0.217	0.468	0.006	-	-
0042	(2015 CT41)	2458047.25601	5:24	16.7	20.64	0.05±0.03	0.06±0.04	≥0.35	≥324	0.699	0.225	0.068	0.008	S	-
0043	(2015 DQ37)	2458051.28168	4:43	17.7	20.87	0.13±0.03	0.19±0.04	≥0.28	≥284	0.952	0.000	0.000	0.048	S	-
0044	(2015 DZ16)	2458049.25597	5:21	17.1	20.57	-0.06±0.04	-0.09±0.04	0.81±0.09	410±92	0.000	0.024	0.976	0.000	C	-

Table 1 continued on next page

Table 1 (continued)

No.	Object	Obs. Start (JD)	Obs. Dur. (h:mm)	H ^a (mag)	V (mag)	V-R ^b (mag)	V-I ^b (mag)	Amplitude ^c (mag)	Rot. Period ^c (min)	S-type	X-type (probability)	C-type	D-type	Tax.	Family ^d
0045	(2015 EW7)	2458048.25593	5:28	17.0	21.54	0.04±0.07	-0.07±0.10	≥0.41	≥0.07±0.10	0.237	0.097	0.653	0.012	C	-
0046	(2015 OM90)	2458166.40297	2:45	17.3	20.14	0.06±0.03	0.10±0.04	≥0.28	≥165	0.741	0.185	0.009	0.065	S	-
0047	(2016 PB75)	2457690.33738	1:55	17.7	20.11	-0.06±0.09	-0.03±0.07	≥0.31	≥116	0.086	0.276	0.636	0.002	C	-
0048	(2016 PY5)	2458165.40164	5:07	17.6	20.70	0.03±0.07	-0.09±0.10	0.99±0.10	303±68	0.177	0.086	0.732	0.005	C	-
0049	(2016 SK21)	2457690.33738	1:57	17.7	20.35	0.13±0.06	0.19±0.06	≥0.38	≥118	0.877	0.007	0.000	0.116	S	-
0050	(2016 UA23)	2457692.39380	1:11	19.4	20.83	0.08±0.07	0.06±0.10	≥0.15	≥71	0.649	0.098	0.170	0.083	S	-
0051	(2016 UG69)	2457692.39079	1:13	17.9	20.43	-0.09±0.05	-0.10±0.07	≥0.22	≥73	0.001	0.094	0.905	0.000	C	-
0052	(2016 UG72)	2457692.39079	1:17	17.9	20.72	-0.07±0.06	0.02±0.08	≥0.27	≥77	0.031	0.577	0.354	0.038	X	-
0053	(2016 UG75)	2457692.38892	1:20	17.1	20.87	-0.02±0.05	-0.05±0.07	≥0.55	≥80	0.060	0.206	0.731	0.002	C	-
0054	(2016 UG83)	2457692.38892	1:20	18.8	20.22	0.03±0.04	0.05±0.05	≥0.18	≥80	0.412	0.383	0.170	0.035	-	-
0055	(2016 UM15)	2457692.38892	1:20	17.2	20.69	0.05±0.05	0.11±0.07	≥0.20	≥80	0.571	0.208	0.041	0.181	S	-
0056	(2016 UO69)	2457692.38892	1:20	17.7	20.49	0.01±0.04	0.02±0.07	≥0.40	≥80	0.238	0.363	0.368	0.031	-	-
0057	(2016 UR73)	2457692.39380	1:12	18.7	20.45	0.00±0.05	0.04±0.06	≥0.36	≥73	0.228	0.452	0.280	0.040	-	-
0058	(2016 US77)	2457692.38892	1:20	18.2	20.40	-0.00±0.04	-0.00±0.05	≥0.17	≥80	0.151	0.331	0.516	0.003	C	-
0059	(2016 US92)	2457692.39079	1:17	19.5	20.73	0.06±0.07	0.09±0.07	≥0.13	≥77	0.616	0.201	0.071	0.111	S	-
0060	(2016 UY57)	2457692.38892	1:20	18.9	20.70	0.03±0.05	0.05±0.06	≥0.53	≥80	0.449	0.303	0.205	0.043	-	-
0061	(2017 BG12)	2457802.39311	0:45	16.7	20.13	0.09±0.05	0.09±0.10	≥0.18	≥46	0.761	0.044	0.087	0.108	S	-
0062	(2017 SA32)	2458048.25593	5:28	17.1	20.71	-0.11±0.04	-0.12±0.03	≥0.35	≥329	0.000	0.000	1.000	0.000	C	-
0063	(2017 TB9)	2458049.25597	5:24	16.7	20.72	-0.00±0.03	-0.01±0.04	0.45±0.08	170±17	0.081	0.227	0.692	0.000	C	-
0064	(2017 TQ8)	2458050.25465	5:29	15.3	19.82	-0.08±0.02	-0.10±0.02	0.53±0.06	659±123	0.000	0.000	1.000	0.000	C	-
0065	(2017 UB21)	2458050.25597	5:24	15.9	21.13	0.08±0.04	0.18±0.04	≥0.48	≥325	0.660	0.017	0.000	0.322	S	-
0066	(2017 UC22)	2458050.29150	4:36	17.7	21.16	-0.01±0.05	0.01±0.08	≥0.49	≥276	0.139	0.388	0.439	0.035	-	-
0067	(2017 UD20)	2458049.25597	5:18	18.1	21.15	0.01±0.07	-0.25±0.08	0.95±0.12	212±27	0.005	0.001	0.983	0.000	C	-
0068	(2017 UE21)	2458049.25597	5:24	18.8	21.03	0.01±0.08	-0.02±0.08	0.71±0.11	311±63	0.255	0.220	0.512	0.014	C	-
0069	(2017 UG24)	2458051.27722	4:50	16.8	20.90	0.13±0.03	0.20±0.04	≥0.40	≥290	0.944	0.000	0.000	0.056	S	-
0070	(2017 UN19)	2458050.25465	5:29	16.7	19.98	0.05±0.02	0.05±0.02	0.20±0.06	186±18	0.905	0.077	0.018	0.000	S	-
0071	(2017 UN24)	2458051.27285	4:56	16.7	20.96	0.03±0.04	0.12±0.04	≥0.31	≥297	0.433	0.311	0.007	0.249	-	-
0072	(2017 UW19)	2458048.26028	5:16	17.7	21.36	0.04±0.05	0.03±0.06	≥0.48	≥316	0.464	0.224	0.297	0.016	-	-
0073	(2017 UX23)	2458051.27285	4:56	17.7	21.03	0.14±0.04	0.16±0.04	≥0.33	≥297	0.962	0.001	0.000	0.037	S	-
0074	100832 (1998 HS10)	2457692.38892	1:20	16.3	19.56	-0.04±0.02	-0.03±0.03	≥0.15	≥80	0.001	0.335	0.664	0.000	C	-
0075	101083 (1998 RK27)	2458167.40537	1:17	15.1	21.22	0.14±0.06	0.24±0.07	≥0.18	≥77	0.831	0.004	0.000	0.165	S	-
0076	10144 (1994 AB2)	2458055.26304	5:17	13.0	17.56	0.07±0.01	0.09±0.01	0.29±0.03	231±32	0.984	0.016	0.000	0.000	S	-
0077	101909 (1999 RU6)	2458049.25597	5:24	16.5	19.41	-0.02±0.01	-0.04±0.02	≥0.16	≥325	0.000	0.037	0.963	0.000	C	-
0078	102079 (1999 RV147)	2458167.40537	1:20	15.8	19.29	0.10±0.02	0.12±0.03	0.12±0.04	87±21	0.992	0.002	0.000	0.006	S	-
0079	10221 Kubrick (1997 UM9)	2457724.28943	1:08	13.9	17.94	0.14±0.02	0.11±0.03	≥0.08	≥68	1.000	0.000	0.000	0.000	S	-
0080	102316 (1999 TN100)	2458049.25597	5:24	16.5	19.14	0.08±0.01	0.06±0.01	0.26±0.03	412±108	0.998	0.002	0.000	0.000	S	-
0081	102405 (1999 TP172)	2458164.41350	4:21	16.3	20.38	0.09±0.03	0.08±0.03	0.77±0.08	265±47	0.981	0.017	0.000	0.001	S	-
0082	10263 Vadimsimons (1976 SE5)	2457796.45814	0:33	12.9	15.89	0.00±0.04	0.07±0.06	≥0.03	≥33	0.249	0.515	0.144	0.091	X	-
0083	10301 Kataoka (1989 FH)	2458050.25465	4:38	14.5	18.27	0.07±0.01	0.08±0.01	0.31±0.04	316±66	0.996	0.004	0.000	0.000	S	-
0084	103139 (1999 XS205)	2458050.25465	5:29	15.3	18.55	-0.05±0.01	-0.09±0.01	≥0.07	≥329	0.000	0.000	1.000	0.000	C	-
0085	103246 (2000 AQ4)	2458166.40297	2:45	15.6	19.48	-0.06±0.02	-0.05±0.03	≥0.08	≥165	0.000	0.186	0.814	0.000	C	-
0086	103360 (2000 AS94)	2458166.40297	2:45	16.2	19.48	0.14±0.02	-0.08±0.03	≥0.12	≥165	0.589	0.000	0.411	0.000	S	-
0087	103469 (2000 AK211)	2457798.46669	0:53	15.1	19.52	0.10±0.12	0.19±0.20	≥0.31	≥53	0.599	0.074	0.106	0.220	S	-
0088	10435 Tjeerd (6064 P-L)	2457690.33738	1:57	13.6	17.57	0.09±0.02	0.11±0.05	0.28±0.04	285±44	0.981	0.001	0.001	0.017	S	-
0089	10461 Dawilliams (1978 XU)	2457728.49022	0:57	13.9	17.59	0.02±0.05	-0.02±0.06	≥0.32	≥58	0.224	0.186	0.584	0.005	C	-
0090	104989 (2000 JHS4)	2458049.26469	5:12	15.1	19.60	-0.06±0.01	-0.06±0.02	≥0.12	≥312	0.000	0.025	0.975	0.000	C	-

Table 1 continued on next page

Table 1 (continued)

No.	Object	Obs. Start (JD)	Obs. Dur. (h:mm)	H α (mag)	V (mag)	V-R ^b (mag)	V-I ^b (mag)	Amplitude ^c (mag)	Rot. Period ^c (min)	S-type	X-type (probability)	C-type	D-type	Tax.	Family ^d
0091	105014 (2000 KK13)	2458050.25465	5:29	15.3	20.15	0.07±0.02	0.09±0.02	≥0.18	≥329	0.943	0.053	0.000	0.005	S	-
0092	105087 (2000 KB79)	2458047.25601	5:24	14.7	19.25	-0.03±0.01	-0.05±0.02	≥0.27	≥324	0.000	0.027	0.973	0.000	C	-
0093	105280 (2000 QD35)	2458168.40251	3:15	15.0	18.82	0.01±0.03	0.03±0.04	≥0.10	≥196	0.293	0.397	0.309	0.001	C	-
0094	105555 (2000 RK53)	2457724.31706	0:28	14.6	19.07	0.03±0.05	0.07±0.06	≥0.08	≥28	0.448	0.343	0.124	0.086	-	-
0095	105770 (2000 SA108)	2458164.41350	4:21	15.9	21.21	-0.07±0.05	-0.07±0.05	≥0.46	≥261	0.003	0.131	0.866	0.000	C	-
0096	105786 (2000 SD120)	2457722.38400	1:47	16.9	19.13	0.06±0.03	0.09±0.03	≥0.12	≥107	0.854	0.118	0.003	0.025	S	-
0097	105934 (2000 SM224)	2457724.28943	1:08	15.1	20.38	0.09±0.09	0.08±0.13	1.23±0.15	136±25	0.597	0.107	0.165	0.131	S	-
0098	105981 (2000 SS268)	2457730.42646	1:21	15.0	18.66	0.01±0.03	0.03±0.04	≥0.12	≥81	0.261	0.397	0.342	0.001	S	-
0099	106131 (2000 TO39)	2457690.33738	1:57	15.0	19.15	0.03±0.02	0.12±0.03	≥0.11	≥118	0.379	0.437	0.001	0.183	-	-
0100	106169 (2000 TP67)	2458166.40297	2:45	15.8	19.79	0.06±0.03	0.05±0.03	0.23±0.05	156±29	0.832	0.128	0.039	0.001	S	-
0101	106303 (2000 UO87)	2457691.46127	1:56	14.8	19.36	0.05±0.04	0.03±0.04	≥0.35	≥116	0.618	0.172	0.206	0.004	S	-
0102	106330 (2000 UI04)	2457692.44645	1:00	14.3	17.77	0.04±0.04	0.15±0.06	≥0.02	≥60	0.387	0.153	0.005	0.454	-	-
0103	106357 (2000 VD5)	2457724.28943	1:08	14.9	19.97	-0.02±0.05	-0.06±0.08	≥0.20	≥68	0.053	0.183	0.758	0.005	C	-
0104	106373 (2000 VP11)	2457724.34310	0:55	14.9	18.75	-0.05±0.04	-0.05±0.05	≥0.12	≥55	0.007	0.209	0.784	0.000	C	-
0105	10709 Othofranz (1982 BEL)	2458047.25601	5:24	13.4	16.91	0.09±0.01	0.13±0.01	≥0.14	≥324	1.000	0.000	0.000	0.000	S	-
0106	107199 (2001 BA32)	2458047.25601	5:24	16.3	18.63	-0.00±0.01	0.02±0.02	0.12±0.04	311±52	0.014	0.571	0.416	0.000	X	-
0107	107205 (2001 BW33)	2458049.25597	5:24	16.4	20.25	-0.06±0.02	-0.08±0.03	0.27±0.06	302±55	0.000	0.021	0.979	0.000	C	-
0108	107506 (2001 DM49)	2458048.25593	5:28	16.0	20.14	0.06±0.04	0.15±0.02	≥0.26	≥329	0.657	0.064	0.000	0.279	S	-
0109	107529 (2001 DB65)	2458055.29438	4:29	16.7	20.57	-0.10±0.11	-0.07±0.07	≥0.39	≥269	0.038	0.108	0.854	0.000	C	-
0110	107578 (2001 DB96)	2457691.42249	0:52	16.1	20.03	0.02±0.09	0.06±0.09	≥0.28	≥53	0.390	0.324	0.173	0.113	-	-
0111	107633 (2001 EA12)	2458054.26480	5:20	16.2	20.35	-0.02±0.09	-0.07±0.09	≥0.38	≥321	0.098	0.150	0.748	0.004	C	-
0112	10800 (1992 OM8)	2458054.26480	5:23	14.4	18.35	0.05±0.01	0.08±0.01	≥0.15	≥324	0.846	0.154	0.000	0.000	S	-
0113	108280 (2001 HA60)	2458163.46671	3:42	15.8	20.05	-0.07±0.02	-0.09±0.03	≥0.32	≥223	0.000	0.006	0.994	0.000	C	-
0114	108477 (2001 KL58)	2457796.29214	1:07	15.0	19.85	0.17±0.10	0.17±0.10	≥0.29	≥68	0.851	0.027	0.015	0.108	S	-
0115	10889 (1997 AO1)	2458048.25593	5:28	11.7	17.46	0.04±0.04	0.14±0.01	≥0.06	≥329	0.531	0.132	0.000	0.337	S	-
0116	10919 Pepikzcha (1998 AQS)	2457798.46669	0:53	13.8	17.88	0.04±0.03	0.11±0.05	≥0.10	≥53	0.516	0.292	0.018	0.174	S	-
0117	10922 (1998 BG2)	2457692.38892	1:20	13.8	16.69	0.08±0.02	0.10±0.03	≥0.10	≥80	0.986	0.010	0.000	0.004	S	-
0118	109513 (2001 QQ236)	2458049.25597	4:14	14.5	18.84	0.03±0.01	0.08±0.02	≥0.28	≥254	0.321	0.679	0.000	0.000	X	-
0119	109686 (2001 RF31)	2458054.26480	5:23	14.9	19.60	0.07±0.07	0.10±0.04	0.37±0.07	222±29	0.686	0.242	0.012	0.060	S	-
0120	109691 (2001 RR35)	2458048.25593	5:22	14.8	19.43	0.11±0.04	0.12±0.02	0.60±0.04	366±78	0.965	0.025	0.000	0.010	S	-
0121	109943 (2001 SY42)	2458051.26416	5:09	15.7	19.38	0.05±0.01	0.02±0.02	≥0.13	≥309	0.901	0.001	0.097	0.000	S	-
0122	111559 (2002 AN2)	2458050.25465	5:29	14.3	17.21	-0.01±0.01	-0.01±0.01	0.17±0.03	659±109	0.000	0.104	0.896	0.000	C	-
0123	111618 (2002 AR114)	2457691.37970	1:54	14.8	18.79	-0.03±0.04	-0.01±0.05	≥0.09	≥114	0.033	0.410	0.557	0.001	C	-
0124	11184 Postma (1998 HI9)	2458165.40164	5:19	12.7	17.64	-0.04±0.01	-0.07±0.01	0.11±0.03	318±80	0.000	0.002	0.998	0.000	C	-
0125	111913 Davidgans (2002 GD)	2457690.42183	2:19	14.7	19.04	0.06±0.03	0.09±0.04	0.65±0.09	279±49	0.793	0.158	0.006	0.043	S	-
0126	111920 (2002 GX11)	2458049.25597	5:24	15.4	20.13	-0.08±0.02	-0.10±0.02	0.37±0.05	218±28	0.000	0.001	1.000	0.000	C	-
0127	112061 (2002 JT14)	2458049.25597	4:49	15.5	20.09	-0.02±0.02	0.01±0.02	0.24±0.05	209±29	0.009	0.625	0.367	0.000	X	-
0128	112219 (2002 KV)	2458055.27192	5:05	16.1	19.57	0.10±0.02	0.04±0.02	≥0.31	≥305	1.000	0.000	0.000	0.000	S	-
0129	112371 (2002 NV20)	2457690.38513	0:48	16.3	19.39	0.09±0.05	0.06±0.07	≥0.16	≥49	0.826	0.061	0.082	0.032	S	-
0130	113130 (2002 RA85)	2457691.37970	1:54	15.0	17.97	-0.07±0.02	-0.09±0.02	0.31±0.05	229±41	0.000	0.004	0.996	0.000	C	-
0131	114041 (2002 VX11)	2457724.34904	0:46	17.2	19.55	-0.08±0.06	-0.12±0.08	≥0.25	≥47	0.003	0.086	0.911	0.000	C	-
0132	114058 (2002 VM22)	2458168.40251	3:22	16.3	19.62	0.07±0.03	0.14±0.04	≥0.10	≥202	0.765	0.053	0.001	0.181	S	-
0133	114215 (2002 VM110)	2458164.41350	4:21	15.3	19.25	0.09±0.01	0.11±0.02	0.15±0.04	202±31	1.000	0.000	0.000	0.000	S	-
0134	114235 (2002 VZ133)	2457691.46127	2:00	16.2	19.40	0.11±0.03	0.11±0.04	≥0.15	≥121	0.984	0.006	0.000	0.010	S	-
0135	114612 (2003 DV12)	2458163.46671	3:42	15.4	20.18	-0.03±0.07	-0.00±0.05	0.25±0.07	171±28	0.148	0.380	0.471	0.001	-	-
0136	114756 (2003 HC45)	2457692.38892	1:20	16.0	19.46	0.04±0.02	0.04±0.03	≥0.25	≥80	0.658	0.199	0.141	0.002	S	-

Table 1 continued on next page

Table 1 (continued)

No.	Object	Obs. Start (JD)	Obs. Dur. (h:mm)	H ^a (mag)	V (mag)	V-R ^b (mag)	V-I ^b (mag)	Amplitude ^c (mag)	Rot. Period ^c (min)	S-type	X-type (probability)	C-type	D-type	Tax.	Family ^d
0137	114761 (2003 HN47)	2457692.38892	1:20	15.2	20.46	0.06±0.04	0.08±0.05	≥0.86	≥80	0.707	0.193	0.050	0.050	S	-
0138	115056 (2003 RZ6)	2458165.40164	5:19	15.6	20.14	0.07±0.02	0.12±0.02	≥0.36	≥320	0.950	0.025	0.000	0.025	S	-
0139	115082 (2003 SP6)	2458053.25946	4:21	16.3	19.15	-0.06±0.15	0.05±0.08	≥0.36	≥262	0.245	0.450	0.000	0.063	-	-
0140	115435 (2003 TM4)	2458054.26480	5:23	15.6	19.36	-0.03±0.02	-0.02±0.03	0.43±0.06	227±30	0.001	0.305	0.694	0.000	C	-
0141	115529 (2003 UG49)	2458165.40164	5:19	15.6	19.95	0.06±0.02	0.09±0.02	0.49±0.05	242±35	0.904	0.094	0.000	0.002	S	-
0142	115568 (2003 UZ82)	2457765.28694	1:01	15.5	19.80	-0.04±0.07	-0.01±0.10	≥0.22	≥62	0.086	0.348	0.532	0.035	C	-
0143	115637 (2003 UH126)	2457691.54720	1:27	15.2	18.86	0.02±0.03	0.08±0.05	≥0.11	≥87	0.292	0.533	0.076	0.100	X	-
0144	115835 (2003 UD260)	2457800.44661	0:54	15.5	19.07	-0.06±0.09	-0.02±0.17	≥0.41	≥54	0.077	0.526	0.076	0.129	C	-
0145	11625 Francilinda (1996 UL1)	2458055.26304	5:17	13.7	18.24	0.10±0.05	0.30±0.01	≥0.17	≥318	0.649	0.000	0.000	0.351	S	-
0146	11628 Katubikoikeda (1996 VB5)	2457692.44645	1:00	13.9	16.49	0.06±0.03	0.11±0.05	≥0.08	≥60	0.730	0.137	0.009	0.124	S	-
0147	116303 (2003 YK61)	2457802.50174	0:55	16.0	19.66	-0.03±0.06	-0.03±0.07	≥0.21	≥55	0.250	0.160	0.583	0.007	C	-
0148	116619 (2004 BY117)	2457691.46127	2:00	15.7	19.25	-0.02±0.03	0.04±0.04	≥0.52	≥121	0.051	0.738	0.209	0.002	X	-
0149	11662 (1997 GL23)	2457692.44645	1:00	13.3	17.31	-0.09±0.04	-0.09±0.04	≥0.15	≥60	0.000	0.034	0.966	0.000	C	-
0150	116899 (2004 FB142)	2457692.38892	1:02	16.4	19.10	0.08±0.03	-0.10±0.03	≥0.66	≥63	0.043	0.000	0.957	0.000	C	-
0151	11735 (1998 KN56)	2458163.46671	3:42	13.8	19.14	0.05±0.02	0.08±0.02	0.26±0.04	446±115	0.818	0.179	0.000	0.002	S	-
0152	11780 Thunder Bay (1942 TB)	2457768.50255	2:00	13.1	17.89	0.05±0.06	0.05±0.07	≥0.18	≥120	0.558	0.188	0.203	0.051	S	-
0153	117873 (2212 P-L)	2458165.40164	5:19	16.8	20.07	0.06±0.05	0.15±0.02	0.70±0.06	351±78	0.573	0.075	0.000	0.352	S	-
0154	118195 (1994 SP7)	2457692.44645	1:00	15.4	19.95	-0.04±0.05	-0.09±0.07	≥0.13	≥60	0.014	0.099	0.887	0.000	C	-
0155	11820 Mikiyasato (1981 EP38)	2458168.40251	3:18	14.1	19.24	0.03±0.03	0.07±0.04	0.42±0.07	398±233	0.487	0.395	0.081	0.037	-	-
0156	118239 (1997 KX)	2457722.42167	0:52	14.2	19.35	0.10±0.03	0.17±0.04	≥0.12	≥53	0.851	0.004	0.000	0.145	S	-
0157	118308 (1998 VT7)	2457798.50513	1:09	16.3	19.46	0.26±0.12	0.23±0.14	≥0.35	≥69	0.945	0.006	0.005	0.045	S	-
0158	11840 (1986 QR2)	2457766.26699	2:15	13.9	17.93	0.02±0.03	-0.01±0.03	≥0.28	≥135	0.190	0.067	0.743	0.000	C	-
0159	11880 (1990 QQ4)	2458051.26003	5:15	13.4	17.11	-0.05±0.01	-0.08±0.01	0.11±0.03	439±121	0.000	0.000	1.000	0.000	C	-
0160	119183 (2001 QV82)	2458055.26304	5:11	16.0	18.64	0.07±0.01	0.10±0.01	0.10±0.03	272±50	0.989	0.011	0.000	0.000	S	-
0161	119202 (2001 QN128)	2457691.37970	1:54	16.2	19.92	-0.02±0.03	0.01±0.04	≥0.23	≥114	0.058	0.525	0.416	0.001	X	-
0162	119254 (2001 RL28)	2457722.38400	1:47	16.1	18.16	0.06±0.02	0.07±0.02	0.07±0.04	122±35	0.881	0.116	0.003	0.000	S	-
0163	119463 (2001 TL208)	2458048.25593	5:28	15.8	19.66	0.05±0.04	0.12±0.02	0.56±0.04	279±41	0.722	0.211	0.000	0.067	S	-
0164	119707 (2001 XA185)	2457724.38316	1:06	15.6	19.91	-0.05±0.07	-0.15±0.06	≥0.15	≥66	0.006	0.009	0.985	0.000	C	-
0165	119853 (2002 CR75)	2457692.38892	1:20	16.0	19.57	0.03±0.03	0.03±0.03	≥0.14	≥80	0.558	0.211	0.231	0.000	S	-
0166	120148 (2003 GO51)	2458049.25597	5:24	15.7	20.11	0.07±0.02	0.09±0.02	≥0.37	≥325	0.912	0.086	0.000	0.002	S	-
0167	120446 (1981 EF21)	2457690.42183	2:10	15.9	20.11	0.03±0.06	0.03±0.02	≥0.44	≥130	0.377	0.271	0.316	0.036	-	-
0168	120550 (1995 BS10)	2458048.25593	5:28	16.3	19.49	0.06±0.04	0.13±0.02	0.26±0.04	370±80	0.763	0.101	0.000	0.137	S	-
0169	120593 (1995 SR62)	2458051.26860	5:02	16.4	20.67	-0.03±0.03	-0.01±0.04	0.52±0.09	237±33	0.017	0.448	0.535	0.000	C	-
0170	120728 (1997 SG32)	2458163.46671	3:42	16.0	19.98	-0.02±0.02	0.00±0.04	0.82±0.05	269±55	0.018	0.428	0.554	0.000	C	-
0171	120933 (1998 SL147)	2458051.26860	5:02	16.6	18.50	-0.06±0.01	-0.08±0.01	≥0.12	≥303	0.000	0.000	1.000	0.000	C	-
0172	120968 (1998 VH32)	2457690.42183	2:21	16.3	18.23	0.16±0.02	0.22±0.03	0.20±0.06	187±45	0.999	0.000	0.000	0.001	S	-
0173	121079 (1999 FP4)	2457798.50513	1:09	16.6	19.16	0.28±0.10	0.37±0.08	≥0.29	≥69	0.982	0.000	0.000	0.018	S	-
0174	121245 (1999 RO51)	2457692.44645	1:00	15.6	18.84	0.02±0.04	0.08±0.05	≥0.10	≥60	0.386	0.461	0.070	0.082	-	-
0175	12125 Jamesjones (1999 RS4)	2457724.34310	0:55	13.4	18.34	-0.05±0.04	-0.08±0.04	≥0.05	≥55	0.002	0.058	0.940	0.000	C	-
0176	121344 (1999 TB29)	2457692.44971	0:55	15.4	18.37	0.09±0.05	0.22±0.06	≥0.70	≥55	0.594	0.005	0.000	0.401	S	-
0177	121986 (2000 ER180)	2457802.50174	0:55	16.0	19.93	0.02±0.08	-0.08±0.15	≥0.81	≥55	0.175	0.124	0.656	0.045	C	-
0178	122120 (2000 JJ15)	2457724.38316	1:08	16.5	20.47	0.02±0.08	-0.03±0.07	≥0.27	≥69	0.272	0.167	0.558	0.004	C	-
0179	122184 (2000 KA58)	2457722.38400	1:47	15.9	19.59	0.08±0.03	0.16±0.04	≥0.18	≥107	0.782	0.008	0.000	0.210	S	-
0180	122195 (2000 LU2)	2457802.42659	0:37	16.4	20.10	-0.08±0.06	-0.11±0.06	≥0.08	≥37	0.002	0.062	0.937	0.000	C	-
0181	122770 (2000 SB75)	2458049.25597	5:24	15.3	19.11	0.06±0.01	0.07±0.01	0.27±0.03	182±18	0.945	0.055	0.000	0.000	S	-
0182	122842 (2000 SC122)	2457690.33738	1:57	14.3	18.57	0.06±0.02	0.12±0.03	0.35±0.05	235±40	0.824	0.061	0.000	0.115	S	-

Table 1 continued on next page

Table 1 (continued)

No.	Object	Obs. Start (JD)	Obs. Dur. (h:mm)	H ^a (mag)	V (mag)	V-R ^b (mag)	V-I ^b (mag)	Amplitude ^c (mag)	Rot. Period ^c (min)	S-type	X-type (probability)	C-type	D-type	Tax.	Family ^d
0183	123257 (2000 UT73)	2458051.26416	5:09	15.6	18.75	0.06±0.04	0.10±0.02	≥0.41	≥309	0.725	0.267	0.000	0.008	S	-
0184	123621 (2000 YK27)	2457687.38022	3:03	14.6	19.18	-0.11±0.02	-0.11±0.02	0.18±0.04	233±59	0.000	0.000	1.000	0.000	C	-
0185	123934 (2001 EU14)	2457730.42038	1:30	14.5	19.56	0.06±0.04	0.10±0.04	≥0.28	≥90	0.706	0.199	0.017	0.078	S	-
0186	123946 (2001 ER23)	2458166.40297	2:54	14.7	19.33	0.07±0.02	0.12±0.03	0.54±0.04	208±43	0.899	0.046	0.000	0.055	S	-
0187	124619 (2001 SC49)	2457802.50174	0:46	15.8	20.19	0.13±0.10	-0.04±0.23	≥0.22	≥47	0.521	0.025	0.403	0.050	S	-
0188	12463 (1997 AL7)	2458050.25465	5:29	13.7	17.43	0.09±0.01	0.11±0.01	0.28±0.04	168±14	1.000	0.000	0.000	0.000	S	-
0189	124729 (2001 SB173)	2458165.40164	5:19	12.7	20.46	-0.00±0.02	0.07±0.03	≥0.46	≥320	0.096	0.846	0.051	0.007	X	-
0190	124802 (2001 SO278)	2457798.46669	0:53	15.9	19.00	0.19±0.08	0.04±0.10	≥0.19	≥53	0.911	0.010	0.068	0.010	S	-
0191	125016 (2001 TJ174)	2457692.38892	1:20	16.6	19.85	0.07±0.03	-0.03±0.05	≥0.11	≥80	0.503	0.007	0.490	0.000	S	-
0192	125131 (2001 UU57)	2458054.26480	5:20	16.8	20.26	-0.07±0.11	-0.04±0.09	≥0.33	≥321	0.103	0.246	0.640	0.010	C	-
0193	12523 (1998 HH100)	2457802.50174	0:55	13.2	18.25	-0.03±0.03	-0.03±0.04	≥0.14	≥55	0.008	0.217	0.775	0.000	C	-
0194	125533 (2001 WK85)	2458054.26480	3:51	17.3	20.71	0.07±0.06	0.07±0.06	≥0.31	≥232	0.659	0.200	0.075	0.067	S	-
0195	125831 (2001 XU176)	2458053.25946	4:21	15.9	19.06	0.11±0.02	0.16±0.02	≥0.37	≥262	0.984	0.000	0.000	0.016	S	-
0196	125969 (2001 YL13)	2457802.50174	0:55	16.2	19.81	0.08±0.08	-0.07±0.10	≥0.14	≥55	0.385	0.045	0.564	0.006	C	-
0197	12616 Lochner (4874 P-L)	2457692.38892	1:20	14.7	17.87	0.06±0.02	0.09±0.03	≥0.13	≥80	0.904	0.088	0.000	0.008	S	-
0198	12667 (1979 DF)	2457692.38892	1:20	13.3	17.46	-0.09±0.02	-0.09±0.03	≥0.37	≥80	0.000	0.003	0.998	0.000	C	-
0199	126672 (2002 CL215)	2457692.44645	1:00	16.4	20.00	0.06±0.06	0.16±0.07	≥0.17	≥60	0.498	0.116	0.006	0.380	-	-
0200	126830 (2002 ES61)	2458164.41350	4:21	15.9	19.77	0.10±0.02	0.11±0.02	≥0.26	≥261	0.999	0.000	0.000	0.000	S	-
0201	127038 (2002 GR35)	2458055.27192	4:58	16.2	20.41	0.03±0.07	0.10±0.06	≥0.42	≥299	0.429	0.366	0.051	0.154	-	-
0202	127138 (2002 GD112)	2458049.25597	5:21	15.7	20.32	-0.05±0.02	-0.04±0.03	1.02±0.06	541±114	0.000	0.184	0.816	0.000	C	-
0203	127467 (2002 RX41)	2457690.33738	1:57	17.0	19.61	0.03±0.03	0.10±0.04	≥0.18	≥118	0.401	0.454	0.013	0.131	-	-
0204	127495 (2002 TW30)	2457691.37970	0:59	15.6	19.37	-0.08±0.03	-0.10±0.05	≥0.24	≥60	0.000	0.043	0.967	0.000	C	-
0205	127664 (2003 DV14)	2458054.26480	5:20	14.7	19.81	-0.05±0.03	-0.08±0.04	≥0.29	≥321	0.000	0.064	0.936	0.000	C	-
0206	12768 (1994 EQ1)	2457690.33738	1:05	14.2	17.19	0.06±0.02	0.05±0.03	≥0.07	≥66	0.930	0.060	0.010	0.000	S	-
0207	127772 (2003 FO52)	2458047.25601	5:24	16.2	20.88	0.09±0.04	0.07±0.04	0.51±0.10	517±122	0.916	0.051	0.021	0.012	S	-
0208	128419 (2004 LK29)	2457692.44645	1:00	16.6	19.89	-0.06±0.04	-0.10±0.06	≥0.14	≥60	0.002	0.082	0.916	0.000	C	-
0209	128736 (2004 RJ156)	2458165.45124	3:58	16.6	21.20	0.12±0.06	0.09±0.07	0.86±0.12	297±70	0.890	0.034	0.085	0.040	S	-
0210	12880 Juliegrady (1998 QM25)	2457691.37970	1:54	14.6	19.25	0.07±0.03	0.11±0.03	≥0.42	≥114	0.856	0.083	0.000	0.061	S	-
0211	129419 (2619 T-3)	2457691.42249	0:52	14.4	19.55	-0.01±0.05	0.05±0.06	≥0.13	≥53	0.193	0.511	0.246	0.050	X	-
0212	129442 (1981 EC15)	2458163.46671	3:42	15.8	18.68	0.07±0.01	0.12±0.02	≥0.18	≥223	0.982	0.003	0.000	0.015	S	-
0213	129924 (1999 TK127)	2457722.38400	1:47	16.2	19.23	0.04±0.02	0.06±0.03	≥0.39	≥107	0.645	0.271	0.080	0.004	S	-
0214	129925 (1999 TM127)	2457692.38892	1:20	15.7	19.43	0.07±0.02	0.12±0.04	≥0.17	≥80	0.895	0.038	0.001	0.066	S	-
0215	129929 (1999 TV141)	2458167.40537	1:20	15.7	20.01	-0.04±0.03	-0.08±0.05	≥0.18	≥81	0.001	0.086	0.913	0.000	C	-
0216	13033 Gardon (1989 TB5)	2457728.49022	0:57	13.9	18.41	0.12±0.05	0.06±0.07	≥0.40	≥58	0.917	0.022	0.046	0.015	S	-
0217	130870 (2000 VK1)	2457692.38892	1:20	15.1	17.27	0.08±0.02	0.13±0.03	0.28±0.03	160±30	0.961	0.004	0.000	0.035	S	-
0218	130953 (2000 WT79)	2457724.28943	1:08	16.2	20.07	0.17±0.06	0.26±0.07	≥0.17	≥68	0.924	0.001	0.000	0.075	S	-
0219	130967 (2000 WX112)	2457724.34310	0:55	15.5	18.99	0.08±0.04	0.04±0.05	≥0.12	≥55	0.832	0.050	0.107	0.011	S	-
0220	131062 (2000 YG69)	2458168.40251	3:22	16.1	19.05	0.03±0.03	0.03±0.04	0.17±0.05	176±133	0.503	0.225	0.271	0.001	S	-
0221	131104 (2001 AN28)	2458049.25597	5:24	15.3	20.21	0.07±0.02	0.10±0.02	0.43±0.05	650±124	0.933	0.059	0.000	0.008	S	-
0222	131166 (2001 CK30)	2457692.44645	1:00	15.6	20.27	-0.02±0.13	0.13±0.09	≥0.45	≥60	0.285	0.383	0.067	0.265	-	-
0223	131205 (2001 DK36)	2457690.38513	0:48	15.6	19.76	0.16±0.08	0.13±0.12	≥0.22	≥49	0.879	0.020	0.039	0.063	S	-
0224	13133 Jandeleir (1994 PL34)	2457724.28943	1:08	14.7	18.84	0.17±0.02	0.19±0.04	0.94±0.04	136±26	1.000	0.000	0.000	0.000	S	-
0225	131367 (2001 KS16)	2457800.44661	0:54	14.8	19.48	-0.04±0.11	0.10±0.12	≥0.34	≥54	0.199	0.368	0.189	0.243	-	-
0226	131530 (2001 UO79)	2458054.26480	5:01	16.6	19.93	-0.05±0.03	-0.11±0.05	0.34±0.07	204±31	0.000	0.029	0.971	0.000	C	-
0227	131740 (2001 YH117)	2457802.50174	0:55	16.4	20.04	0.03±0.09	-0.06±0.11	≥0.19	≥55	0.255	0.127	0.601	0.018	C	-
0228	13194 (1997 CA1)	2458166.40297	2:54	14.6	17.90	0.09±0.01	0.10±0.02	≥0.20	≥175	1.000	0.000	0.000	0.000	S	-

Table 1 continued on next page

Table 1 (continued)

No.	Object	Obs. Start (JD)	Obs. Dur. (h:mm)	H ^a (mag)	V (mag)	V-R ^b (mag)	V-I ^b (mag)	Amplitude ^c (mag)	Rot. Period ^c (min)	S-type	X-type (probability)	C-type	D-type	Tax.	Family ^d
0229	13198 Banpeiyu (1997 DT)	2457722.38400	1:47	15.2	18.64	0.08±0.02	0.10±0.03	0.15±0.06	214±37	0.971	0.019	0.000	0.009	S	-
0230	132515 (2002 JT48)	2457724.34161	0:57	15.6	19.94	0.21±0.08	0.07±0.10	≥0.25	≥145	0.968	0.004	0.022	0.007	S	-
0231	132695 (2002 NV34)	2457724.28943	1:08	15.7	20.45	0.15±0.07	0.22±0.12	≥0.69	≥68	0.865	0.010	0.009	0.117	S	-
0232	133983 (2004 TV282)	2458163.46671	3:42	16.2	19.64	0.06±0.02	0.07±0.02	≥0.58	≥223	0.886	0.111	0.002	0.001	S	-
0233	134158 (2005 AJ75)	2458055.26304	5:11	16.2	20.51	0.00±0.07	0.12±0.07	≥0.44	≥312	0.279	0.397	0.037	0.288	-	-
0234	134892 (2000 SY256)	2458163.46671	3:42	14.8	19.40	-0.10±0.02	0.13±0.02	0.15±0.05	160±31	0.997	0.000	0.000	0.003	S	-
0235	134906 (2000 XO33)	2458166.40297	2:54	16.1	19.42	-0.02±0.02	-0.04±0.03	0.15±0.05	160±31	0.001	0.079	0.920	0.000	C	-
0236	13520 Felicienrops (1990 VC6)	2457796.44027	0:58	13.2	17.11	-0.03±0.04	-0.02±0.04	≥0.05	≥59	0.034	0.343	0.623	0.000	C	-
0237	135659 (2002 LE51)	2458047.25601	5:24	16.4	20.12	0.10±0.02	-0.08±0.03	≥0.18	≥324	0.189	0.000	0.811	0.000	C	-
0238	135693 (2002 OB26)	2458163.46671	3:42	16.1	19.72	0.02±0.02	0.01±0.03	≥0.17	≥223	0.292	0.159	0.549	0.000	C	-
0239	135884 (2002 TF49)	2458166.40297	2:48	15.1	19.79	-0.08±0.03	0.16±0.03	0.36±0.07	298±68	0.834	0.006	0.000	0.160	S	-
0240	135905 (2002 TR90)	2458163.46671	3:42	15.4	20.08	-0.01±0.03	0.05±0.03	0.90±0.05	446±73	0.081	0.804	0.114	0.002	X	-
0241	135983 (2002 UD9)	2458163.46671	3:42	15.4	20.71	-0.00±0.05	-0.01±0.06	≥0.58	≥223	0.154	0.322	0.519	0.005	C	-
0242	135993 (2002 VP2)	2458165.40164	5:19	15.6	20.02	-0.02±0.02	0.01±0.02	0.58±0.06	216±28	0.005	0.539	0.456	0.000	X	-
0243	136094 (2003 BC51)	2457692.44645	1:00	16.9	19.74	0.06±0.05	0.11±0.06	≥0.43	≥60	0.630	0.168	0.025	0.177	S	-
0249	13707 (1998 QS9)	2458168.40251	3:22	13.2	17.02	0.08±0.02	0.11±0.03	0.19±0.04	196±134	0.965	0.016	0.000	0.020	S	-
0250	137246 (1999 RN63)	2457722.38400	1:47	17.0	20.02	-0.01±0.04	-0.06±0.05	≥0.18	≥107	0.029	0.098	0.873	0.000	C	-
0251	137277 (1999 RT164)	2458165.41480	5:00	16.0	19.67	0.09±0.01	-0.09±0.02	0.17	≥261	0.044	0.000	0.956	0.000	C	-
0252	137286 (1999 RR186)	2458164.41350	4:21	16.7	20.21	0.05±0.02	0.04±0.03	≥0.22	≥261	0.836	0.091	0.073	0.000	S	-
0253	137380 (1999 TO144)	2457692.39719	1:08	16.4	18.98	0.04±0.02	0.07±0.03	≥0.07	≥68	0.693	0.274	0.025	0.009	S	-
0254	137589 (1999 VR149)	2458054.26480	5:20	16.6	19.17	-0.06±0.07	0.18±0.03	0.19±0.04	196±134	0.072	0.627	0.301	0.000	X	-
0255	137873 (2000 AC91)	2458048.25593	5:28	16.5	19.34	0.10±0.04	0.18±0.01	≥0.12	≥329	0.755	0.000	0.000	0.245	S	-
0256	138732 (2000 SG191)	2457724.28943	1:08	15.3	20.37	-0.01±0.08	0.00±0.11	≥0.60	≥68	0.188	0.288	0.454	0.070	-	-
0257	138777 (2000 SX330)	2458050.25465	5:29	15.3	19.32	-0.05±0.01	-0.08±0.02	0.49±0.04	619±122	0.000	0.001	0.999	0.000	C	-
0258	138812 (2000 TY54)	2458163.46671	3:33	16.1	20.64	-0.07±0.04	-0.09±0.05	≥0.26	≥214	0.001	0.083	0.916	0.000	C	-
0259	138848 (2000 WD1)	2457724.28943	1:08	17.1	20.44	0.15±0.06	0.05±0.10	≥0.36	≥68	0.874	0.011	0.098	0.018	S	-
0260	138949 (2001 BS58)	2458050.25465	2:33	16.4	19.57	0.05±0.02	0.01±0.03	≥0.33	≥153	0.671	0.043	0.286	0.000	S	-
0261	13911 (1979 QT1)	2457724.38316	1:08	14.6	18.68	0.05±0.02	0.10±0.03	≥0.14	≥69	0.767	0.157	0.003	0.074	S	-
0262	139310 (2001 KQ22)	2458048.25593	5:28	16.1	19.77	0.06±0.04	0.02±0.02	≥0.22	≥329	0.818	0.060	0.122	0.000	S	-
0263	139331 (2001 KW44)	2458047.25601	5:24	15.7	20.52	0.11±0.03	0.15±0.03	0.55±0.09	649±116	0.988	0.000	0.000	0.012	S	-
0264	139494 (2001 PE31)	2457800.44661	0:54	16.1	20.18	0.05±0.16	0.32±0.16	≥0.51	≥54	0.481	0.073	0.017	0.429	-	-
0265	139791 (2001 RR6)	2457692.38892	1:20	15.1	19.20	0.04±0.02	0.02±0.03	≥0.06	≥80	0.582	0.119	0.299	0.000	S	-
0266	139821 (2001 RM28)	2458163.46671	3:42	16.3	20.77	-0.08±0.05	-0.09±0.07	≥0.95	≥223	0.001	0.120	0.879	0.000	C	-
0267	139826 (2001 RJ32)	2457798.46669	0:53	15.3	18.56	-0.06±0.06	-0.06±0.07	≥0.11	≥53	0.018	0.239	0.740	0.003	C	-
0268	139858 (2001 RW61)	2457690.33738	1:05	15.6	20.58	0.11±0.07	0.11±0.08	≥0.37	≥66	0.794	0.071	0.028	0.107	S	-
0269	139987 (2001 S132)	2457724.34904	0:46	15.7	19.50	0.06±0.08	0.12±0.10	≥0.16	≥47	0.510	0.173	0.090	0.227	S	-
0270	140028 (2001 SZ61)	2458053.25946	4:21	15.1	19.56	0.09±0.05	0.19±0.04	0.45±0.08	187±27	0.667	0.009	0.000	0.323	S	-
0271	140391 (2001 TQ55)	2457724.28943	1:08	15.1	19.62	-0.13±0.04	-0.12±0.07	≥0.19	≥68	0.000	0.051	0.949	0.000	C	-
0272	14055 (1995 YS25)	2457692.44645	1:00	16.4	19.42	0.13±0.04	0.29±0.06	≥0.05	≥60	0.842	0.000	0.000	0.158	S	-
0273	14070 (1996 JC1)	2458049.25597	5:24	13.1	17.38	0.09±0.01	0.17±0.01	≥0.14	≥325	0.993	0.000	0.000	0.007	S	-
0274	140709 (2001 USS2)	2458163.46671	3:42	15.7	19.86	0.09±0.02	0.08±0.03	≥0.16	≥223	0.991	0.009	0.000	0.000	S	-

Table 1 continued on next page

Table 1 (continued)

No.	Object	Obs. Start (JD)	Obs. Dur. (h:mm)	H ^a (mag)	V (mag)	V-R ^b (mag)	V-I ^b (mag)	Amplitude ^c (mag)	Rot. Period ^c (min)	S-type	X-type (probability)	C-type	D-type	Tax.	Family ^d
0275	140785 (2001 YG140)	2458047.25601	5:24	15.0	20.23	0.05±0.02	0.11±0.03	≥0.20	≥220	0.742	0.191	0.000	0.068	S	-
0276	140871 (2001 VH15)	2458053.25946	4:21	15.0	19.60	-0.05±0.09	0.13±0.07	≥0.52	≥262	0.153	0.501	0.035	0.311	X	-
0277	140940 (2001 VR90)	2457687.38022	3:03	14.8	18.19	-0.09±0.01	-0.05±0.02	≥0.13	≥183	0.000	0.059	0.000	0.000	C	-
0278	140958 (2001 VT103)	2457724.28943	1:08	14.9	19.79	-0.01±0.04	-0.07±0.06	≥0.24	≥68	0.036	0.114	0.850	0.000	C	-
0279	140990 (2001 WP19)	2458167.40537	1:20	15.7	20.70	0.02±0.05	0.08±0.06	≥0.18	≥81	0.395	0.374	0.114	0.117	-	-
0280	141174 (2001 XS151)	2457690.33738	1:57	15.4	19.41	0.05±0.03	0.08±0.04	≥0.23	≥118	0.706	0.248	0.015	0.030	S	-
0281	141237 (2001 YE251)	2457690.33738	1:57	15.5	18.92	-0.04±0.02	-0.02±0.02	≥0.12	≥118	0.000	0.402	0.598	0.000	C	-
0282	141312 (2001 YU121)	2457692.44645	1:00	14.7	18.97	0.01±0.04	0.07±0.05	≥0.11	≥60	0.294	0.509	0.109	0.088	X	-
0283	141371 (2002 AJ49)	2458055.26304	5:14	15.6	19.72	-0.05±0.02	-0.07±0.03	≥0.24	≥315	0.000	0.040	0.960	0.000	C	-
0284	14154 Negrèlli (1998 SZ106)	2457692.38892	1:20	14.4	17.92	0.08±0.02	0.15±0.03	≥0.15	≥80	0.906	0.001	0.000	0.092	S	-
0285	141588 (2002 HY2)	2458164.41350	4:21	16.9	19.58	0.08±0.02	0.08±0.02	≥0.10	≥261	0.988	0.012	0.000	0.000	S	-
0286	142018 (2002 PK173)	2458054.26480	5:20	17.0	20.25	0.09±0.05	0.07±0.05	≥0.23	≥321	0.857	0.095	0.026	0.022	S	-
0287	142022 (2002 QE1)	2458163.46671	3:42	17.0	20.20	-0.01±0.02	0.01±0.04	≥0.16	≥223	0.076	0.416	0.507	0.001	C	-
0288	142476 (2002 TW17)	2458049.25597	5:24	16.2	19.67	-0.02±0.01	0.02±0.02	0.15±0.05	197±23	0.005	0.730	0.264	0.000	X	-
0289	142547 (2002 TT52)	2457691.37970	1:54	16.2	18.14	0.12±0.02	0.14±0.03	≥0.15	≥114	0.999	0.000	0.000	0.001	S	-
0290	142640 (2002 TK187)	2458164.41350	4:21	15.5	19.67	-0.01±0.02	0.03±0.02	0.71±0.04	295±60	0.030	0.753	0.216	0.000	X	-
0291	143105 (2002 XS21)	2457802.40209	0:32	14.9	19.24	0.08±0.04	0.16±0.05	≥0.09	≥33	0.699	0.034	0.001	0.266	S	-
0292	14332 (1981 BX26)	2457692.38892	1:20	14.5	17.76	0.05±0.02	0.07±0.03	≥0.04	≥80	0.756	0.231	0.011	0.002	S	-
0293	144099 (2004 BO61)	2458164.41350	4:21	15.9	20.51	0.06±0.03	0.09±0.03	0.67±0.07	522±111	0.821	0.150	0.003	0.026	S	-
0294	144164 (2004 BY103)	2458047.25601	5:24	15.7	20.00	0.08±0.02	0.01±0.02	≥0.15	≥324	0.958	0.000	0.042	0.000	S	-
0295	144524 (2004 ER79)	2457801.38674	1:43	15.4	19.03	0.14±0.05	0.16±0.06	≥0.13	≥104	0.935	0.005	0.001	0.059	S	-
0296	144613 (2004 FJ58)	2458051.26860	4:53	15.5	20.45	-0.07±0.03	-0.11±0.03	≥0.29	≥293	0.000	0.001	0.999	0.000	C	-
0297	144743 (2004 GD61)	2457690.33738	1:26	15.3	19.97	-0.05±0.04	-0.00±0.05	≥0.23	≥87	0.009	0.544	0.046	0.001	X	-
0298	144854 (2004 KA10)	2457798.41862	1:06	15.1	19.16	0.09±0.07	0.20±0.09	≥0.24	≥67	0.597	0.051	0.004	0.348	S	-
0299	145886 (1999 TY98)	2457690.42183	2:21	16.2	19.25	0.03±0.04	-0.00±0.04	≥0.19	≥142	0.373	0.143	0.484	0.001	-	-
0300	145931 (1999 XO5)	2457692.44645	1:00	16.7	18.95	0.07±0.04	0.06±0.05	≥0.08	≥60	0.754	0.128	0.089	0.029	S	-
0301	145971 (2000 AG38)	2457724.34310	0:55	16.3	20.11	0.14±0.08	0.17±0.13	≥0.30	≥55	0.819	0.026	0.036	0.119	S	-
0302	146076 (2000 GR158)	2458164.41350	4:21	16.6	19.49	-0.03±0.01	-0.09±0.02	≥0.15	≥261	0.000	0.000	1.000	0.000	C	-
0303	146719 (2001 WQ83)	2457724.39853	0:46	15.7	20.04	0.03±0.07	0.10±0.09	≥0.31	≥47	0.416	0.259	0.109	0.216	-	-
0304	146925 (2002 CM265)	2457724.38316	1:08	14.3	19.57	0.05±0.03	0.11±0.04	≥0.14	≥69	0.635	0.190	0.007	0.167	S	-
0305	147057 (2002 RY106)	2458167.40537	1:20	15.4	20.58	0.11±0.04	0.13±0.03	0.63±0.06	161±27	0.701	0.013	0.262	0.024	S	-
0306	147347 (2003 BL71)	2458048.25593	5:28	15.9	20.42	0.05±0.05	0.13±0.03	0.31±0.06	497±118	0.600	0.184	0.000	0.215	S	-
0307	147397 Bobbèzeli (2003 FO7)	2458165.40164	5:19	15.8	19.91	0.11±0.02	0.16±0.02	≥0.22	≥320	0.995	0.000	0.000	0.005	S	-
0308	147458 (2004 BY42)	2457730.42038	1:30	16.8	19.46	0.07±0.04	-0.02±0.04	≥0.30	≥90	0.546	0.015	0.439	0.000	S	-
0309	148085 (1999 CW46)	2458048.25593	5:28	16.1	20.96	-0.00±0.06	0.08±0.04	≥0.33	≥329	0.276	0.630	0.049	0.045	X	-
0310	148429 (2000 WM165)	2457730.42038	1:30	15.3	19.32	0.10±0.04	0.18±0.04	≥0.17	≥90	0.833	0.003	0.000	0.164	S	-
0311	149183 (2002 JV75)	2457722.38400	1:47	15.3	20.08	0.01±0.04	0.15±0.05	≥0.17	≥107	0.193	0.330	0.004	0.473	-	-
0312	149649 (2004 FR43)	2457724.34310	0:55	16.3	19.91	0.21±0.07	0.13±0.13	≥0.49	≥55	0.961	0.002	0.021	0.016	S	-
0313	149729 (2004 KA4)	2457724.39556	0:50	14.9	19.48	0.08±0.04	0.06±0.05	≥0.36	≥51	0.861	0.074	0.057	0.009	S	-
0314	150008 (2005 UD216)	2457724.38316	1:08	15.2	19.43	0.06±0.03	0.08±0.04	≥0.20	≥69	0.754	0.188	0.017	0.041	S	-
0315	150198 (1998 RE25)	2458166.40297	2:45	14.9	20.89	0.10±0.07	0.09±0.10	0.83±0.11	331±56	0.705	0.081	0.108	0.106	S	-
0316	150223 (1998 TT22)	2458166.40297	2:45	16.4	20.27	-0.08±0.04	-0.07±0.05	≥0.30	≥165	0.000	0.135	0.865	0.000	C	-
0317	150274 (1999 SS)	2458167.40537	1:20	15.1	20.19	-0.03±0.03	0.03±0.04	≥0.13	≥81	0.028	0.739	0.232	0.001	X	-
0318	150922 (2001 TK61)	2458047.25601	5:24	15.8	19.35	-0.07±0.01	-0.08±0.02	≥0.28	≥324	0.000	0.004	0.996	0.000	C	-
0319	151063 (2001 VH29)	2458053.25946	4:14	15.8	18.98	0.11±0.03	0.16±0.03	≥0.14	≥255	0.969	0.000	0.000	0.031	S	-
0320	152387 (2005 UD226)	2458164.41350	4:21	15.9	21.07	0.12±0.05	0.16±0.05	≥0.26	≥261	0.906	0.008	0.000	0.085	S	-

Table 1 continued on next page

Table 1 (continued)

No.	Object	Obs. Start (JD)	Obs. Dur. (h:mm)	H ^a (mag)	V (mag)	V-R ^b (mag)	V-I ^b (mag)	Amplitude ^c (mag)	Rot. Period ^c (min)	S-type	X-type (probability)	D-type	Tax.	Family ^d
0321	152588 (1995 EY4)	2458053.26918	4:07	16.4	19.96	-0.09±0.13	-0.11±0.13	0.69±0.14	224±50	0.068	0.146	0.773	0.014	C
0322	152673 (1998 HU14)	2458050.25465	5:29	15.7	19.76	-0.08±0.02	-0.12±0.02	0.42±0.05	334±67	0.000	0.000	1.000	0.000	C
0323	152809 (1999 TU197)	2457801.38966	1:39	14.4	19.73	0.18±0.09	0.31±0.08	≥0.52	≥99	0.901	0.000	0.000	0.099	S
0324	153281 (2001 DF56)	2458163.46671	3:42	14.6	19.36	0.03±0.02	0.08±0.03	≥0.21	≥223	0.431	0.551	0.011	0.008	X
0325	153663 (2001 TL152)	2458050.25465	5:29	16.7	19.64	0.05±0.04	0.10±0.03	≥0.21	≥329	0.642	0.321	0.002	0.035	S
0326	153720 (2001 UL105)	2458049.25597	5:24	16.3	20.36	0.02±0.04	0.01±0.03	0.47±0.07	650±121	0.358	0.212	0.430	0.000	-
0327	153860 (2001 XE65)	2458049.40145	1:55	15.7	18.64	0.06±0.02	0.03±0.02	≥0.06	≥115	0.879	0.119	0.000	0.001	S
0328	154709 (2004 KR)	2457802.39604	0:41	16.4	19.48	0.06±0.04	0.08±0.04	≥0.14	≥41	0.703	0.117	0.174	0.005	S
0329	154973 (2004 TC344)	2457730.42354	1:25	14.9	19.71	-0.00±0.06	-0.04±0.08	≥0.19	≥86	0.120	0.224	0.645	0.011	C
0330	15525 (1999 XH176)	2458166.40297	2:54	13.3	17.56	0.08±0.01	0.12±0.02	≥0.12	≥175	0.984	0.004	0.000	0.012	S
0331	15542 (2000 DN3)	2457691.37970	1:54	13.8	17.91	0.06±0.02	0.10±0.02	0.20±0.04	224±43	0.854	0.140	0.000	0.007	S
0332	155645 (2000 GM52)	2457691.37970	1:54	16.7	20.25	0.07±0.05	0.15±0.06	≥0.40	≥114	0.610	0.086	0.002	0.302	S
0333	155749 (2000 SR97)	2457724.38316	1:08	15.9	19.99	0.17±0.04	0.12±0.05	≥0.20	≥69	0.996	0.001	0.000	0.003	S
0334	155870 (2001 DL27)	2457802.50174	0:55	15.0	20.08	-0.03±0.07	-0.05±0.15	≥0.24	≥55	0.078	0.235	0.612	0.075	C
0335	156018 (2001 RM94)	2458167.40537	1:08	16.3	20.53	0.08±0.05	0.08±0.07	≥0.86	≥68	0.788	0.087	0.057	0.069	S
0336	15603 (2000 GG108)	2457722.38400	1:47	14.3	18.53	-0.05±0.02	-0.04±0.03	≥0.04	≥107	0.000	0.260	0.740	0.000	C
0337	156286 (2001 WV13)	2458048.37108	2:43	16.1	18.86	0.08±0.01	0.11±0.02	≥0.22	≥163	0.994	0.004	0.000	0.002	S
0338	156380 (2001 YL70)	2458055.26304	5:14	15.6	18.65	0.07±0.01	0.08±0.01	≥0.14	≥114	0.991	0.009	0.000	0.000	S
0339	156750 (2002 XW90)	2457690.42183	2:21	16.3	18.94	0.12±0.04	0.08±0.05	≥0.37	≥142	0.984	0.007	0.004	0.005	S
0340	156898 (2003 EX29)	2458164.41350	4:14	17.8	19.95	0.04±0.02	0.02±0.02	≥0.27	≥255	0.666	0.090	0.244	0.000	S
0341	157027 (2003 QQ95)	2458167.40537	1:20	14.7	19.60	-0.10±0.03	-0.16±0.04	≥0.12	≥81	0.000	0.000	1.000	0.000	C
0342	157119 (2004 NF2)	2458163.46671	3:42	16.8	20.89	0.06±0.08	0.04±0.08	≥0.41	≥223	0.527	0.207	0.212	0.054	S
0343	15720 (1990 BN1)	2457724.38316	1:08	13.6	18.31	-0.00±0.02	0.00±0.03	≥0.05	≥69	0.057	0.283	0.660	0.000	C
0344	157426 (2004 TF333)	2457692.38892	1:20	16.3	19.51	0.02±0.03	0.02±0.04	≥0.19	≥80	0.375	0.218	0.406	0.000	-
0345	157668 (2005 YY72)	2458164.41350	4:21	15.2	19.48	-0.10±0.02	-0.14±0.02	0.32±0.05	252±44	0.000	0.000	1.000	0.000	C
0346	157804 (1995 SF87)	2458053.25946	4:21	16.2	19.70	0.05±0.08	0.02±0.07	≥0.40	≥262	0.507	0.197	0.281	0.015	S
0347	157838 (1998 FG139)	2458054.26480	5:20	15.9	20.32	0.08±0.09	0.06±0.08	≥0.38	≥321	0.633	0.179	0.137	0.051	S
0348	158219 (2001 SZ136)	2458054.26480	5:20	16.1	19.22	0.09±0.02	0.12±0.03	≥0.14	≥321	0.989	0.001	0.000	0.009	S
0349	158468 (2002 CH247)	2458053.25946	4:21	15.6	20.12	0.07±0.10	0.00±0.09	≥0.46	≥262	0.508	0.143	0.325	0.024	S
0350	159014 (2004 TK24)	2458166.40297	2:45	16.0	20.29	-0.04±0.06	0.15±0.04	≥0.27	≥165	0.093	0.481	0.000	0.425	-
0351	159046 (2004 TZ117)	2458049.25597	5:24	15.9	18.94	0.07±0.01	0.09±0.01	≥0.17	≥325	0.982	0.018	0.000	0.000	S
0352	159412 (1999 RZ133)	2458168.40251	1:33	15.5	19.89	0.10±0.04	0.13±0.06	≥0.15	≥94	0.883	0.024	0.002	0.092	S
0353	160054 (1999 TZ290)	2458164.41350	4:21	15.9	21.12	0.04±0.05	0.05±0.05	≥0.31	≥261	0.550	0.281	0.141	0.027	S
0354	160313 (1990 TD13)	2457690.42183	2:21	16.0	18.75	0.11±0.03	0.12±0.03	≥0.17	≥142	0.976	0.006	0.000	0.018	S
0355	161237 (2003 AT36)	2457692.44645	1:00	17.5	19.52	0.03±0.04	0.03±0.05	≥0.13	≥60	0.391	0.314	0.279	0.017	-
0356	161284 (2003 GL43)	2458049.25597	5:24	16.3	19.01	0.10±0.01	0.13±0.02	1.22±0.04	343±61	1.000	0.000	0.000	0.000	S
0357	161353 (2003 SV142)	2458163.46671	3:42	15.8	20.26	0.07±0.03	0.10±0.04	≥0.22	≥223	0.820	0.104	0.003	0.073	S
0358	161360 (2003 SR165)	2457690.42183	2:19	15.8	19.14	-0.00±0.03	0.01±0.05	≥0.30	≥139	0.131	0.392	0.476	0.001	-
0359	16159 (2000 AK62)	2457796.48277	0:51	13.0	17.58	0.07±0.07	0.02±0.07	≥0.13	≥52	0.585	0.137	0.264	0.015	S
0360	161977 (2007 LE3)	2458167.40537	1:20	15.3	20.37	0.04±0.04	0.02±0.05	≥0.13	≥81	0.454	0.180	0.359	0.007	-
0361	162031 (1995 VE14)	2458164.41350	4:21	16.6	20.60	0.06±0.03	0.11±0.05	≥0.23	≥223	0.799	0.139	0.001	0.061	S
0362	162130 (1998 SP104)	2458163.46671	3:42	15.8	20.69	0.08±0.04	0.09±0.05	≥0.37	≥261	0.847	0.091	0.017	0.045	S
0363	16220 Mikewagner (2000 DB40)	2457692.44645	1:00	14.5	18.10	0.06±0.04	0.08±0.05	≥0.13	≥60	0.702	0.192	0.053	0.054	S
0364	163005 (2001 SX265)	2458055.26304	5:08	16.8	20.03	0.05±0.05	0.10±0.04	≥0.19	≥308	0.587	0.306	0.007	0.100	S
0365	16354 (1975 SN1)	2457724.34161	0:57	13.9	18.55	0.04±0.03	0.10±0.05	≥0.15	≥58	0.518	0.313	0.027	0.142	S
0366	164030 (2003 UJ245)	2457724.38316	1:08	16.2	19.61	0.04±0.03	0.08±0.04	≥0.10	≥69	0.597	0.327	0.037	0.039	S

Table 1 continued on next page

Table 1 (continued)

No.	Object	Obs. Start (JD)	Obs. Dur. (h:mm)	H ^a (mag)	V (mag)	V-R ^b (mag)	V-I ^b (mag)	Amplitude ^c (mag)	Rot. Period ^c (min)	S-type	X-type (probability)	C-type	D-type	Tax.	Family ^d
0367	164102 (2003 WY175)	2458049.25597	5:24	15.7	19.66	0.06±0.01	0.07±0.02	0.15±0.04	155±13	0.913	0.087	0.000	0.000	S	-
0368	164177 (2004 BM46)	2457724.34608	0:51	15.6	20.17	0.28±0.12	0.20±0.17	≥0.29	≥51	0.953	0.004	0.016	0.026	S	-
0369	164181 (2004 BJ52)	2458164.41350	4:21	15.9	19.90	0.08±0.02	0.13±0.02	≥0.16	≥61	0.960	0.005	0.000	0.035	S	-
0370	164745 (1998 TU8)	2457692.44645	1:00	16.3	19.63	0.01±0.05	0.05±0.06	≥0.14	≥60	0.329	0.410	0.221	0.040	-	-
0371	164745 (1998 TU8)	2458163.46671	3:42	16.3	20.46	0.08±0.03	0.02±0.04	≥0.31	≥223	0.850	0.027	0.123	0.001	S	-
0372	165528 (2001 CK28)	2458163.46671	3:42	16.4	19.60	-0.07±0.12	-0.03±0.08	≥0.31	≥223	0.120	0.247	0.625	0.008	C	-
0373	16561 Rawls (1991 VP7)	2457724.28943	1:08	13.7	18.53	-0.06±0.02	-0.06±0.03	≥0.08	≥68	0.000	0.135	0.865	0.000	C	-
0374	165986 (2001 YZ116)	2458053.25946	4:21	16.6	19.93	0.09±0.09	0.06±0.10	≥0.72	≥262	0.642	0.120	0.155	0.083	S	-
0375	166021 (2002 AN163)	2458047.25601	5:24	16.6	19.78	0.09±0.02	0.06±0.02	0.93±0.06	367±72	0.997	0.003	0.000	0.000	S	-
0376	166177 (2002 EA64)	2458165.40164	5:19	16.6	20.14	0.04±0.02	0.06±0.02	≥0.23	≥320	0.637	0.341	0.021	0.000	S	-
0377	166225 (2002 FP9)	2458168.40251	3:22	16.2	18.77	0.00±0.02	-0.02±0.03	0.10±0.05	200±102	0.062	0.163	0.775	0.000	C	-
0378	166266 (2002 GO84)	2458049.26469	5:12	16.0	20.10	0.08±0.02	0.14±0.02	1.15±0.07	437±101	0.943	0.004	0.000	0.053	S	-
0379	16638 (1993 QN3)	2458164.41350	4:21	13.9	18.16	-0.03±0.01	-0.05±0.01	≥0.22	≥118	0.000	0.022	0.978	0.000	C	-
0380	166631 (2002 SB26)	2457690.33738	1:57	15.2	18.70	0.04±0.02	0.13±0.02	≥0.14	≥118	0.612	0.114	0.000	0.274	S	-
0381	166648 (2002 TQ7)	2457690.33738	1:55	15.4	20.00	0.06±0.04	0.04±0.05	≥0.22	≥116	0.775	0.103	0.114	0.009	S	-
0382	166840 (2002 VT122)	2458051.26003	5:15	15.3	19.77	-0.06±0.02	-0.08±0.02	0.19±0.06	207±29	0.000	0.007	0.993	0.000	C	-
0383	167162 (2003 SW246)	2458167.40537	1:17	16.3	20.75	0.06±0.04	0.10±0.05	≥0.22	≥77	0.721	0.156	0.026	0.097	S	-
0384	167222 (2003 UT39)	2457692.44645	1:00	16.1	19.13	0.04±0.04	0.17±0.05	≥0.19	≥60	0.383	0.094	0.001	0.522	D	-
0385	167399 (2003 WX101)	2457692.44645	1:00	16.0	19.66	0.05±0.05	0.17±0.06	≥0.08	≥60	0.428	0.101	0.003	0.468	-	-
0386	167860 (2005 EG18)	2457692.45553	0:46	16.7	19.45	0.08±0.05	0.19±0.06	≥0.10	≥47	0.601	0.030	0.001	0.368	S	-
0387	167898 (2005 EP78)	2458048.25593	5:28	15.2	19.76	-0.06±0.04	-0.07±0.02	0.26±0.05	223±27	0.000	0.007	0.993	0.000	C	-
0388	168098 (2006 DO199)	2458054.26480	5:07	16.9	20.24	-0.01±0.08	-0.16±0.07	≥0.34	≥308	0.027	0.011	0.962	0.000	C	-
0389	168232 (2006 KO41)	2457690.44264	3:15	15.8	19.39	0.05±0.03	0.04±0.04	0.24±0.06	243±58	0.717	0.150	0.127	0.005	S	-
0390	16829 (1997 WGT)	2458168.40251	3:18	15.2	17.88	-0.05±0.02	-0.07±0.03	0.08±0.04	121±32	0.000	0.005	0.935	0.000	C	-
0391	168411 (1998 HO113)	2457691.46127	2:00	15.2	20.54	0.01±0.07	-0.02±0.10	≥0.42	≥121	0.208	0.215	0.538	0.039	C	-
0392	168699 (2000 GO144)	2457692.44645	1:00	17.5	19.82	0.02±0.05	0.02±0.06	≥0.17	≥60	0.346	0.271	0.373	0.010	-	-
0393	168835 (2000 SD364)	2458047.25601	5:24	17.3	19.97	0.08±0.02	0.05±0.02	0.21±0.05	159±14	0.989	0.009	0.002	0.000	S	-
0394	169091 (2001 KA14)	2457690.44264	1:49	14.8	19.57	0.04±0.04	0.01±0.05	≥0.17	≥109	0.442	0.180	0.377	0.002	-	-
0395	169125 (2001 PZ27)	2458048.25593	5:28	15.3	18.94	-0.01±0.04	0.06±0.01	≥0.08	≥329	0.162	0.826	0.012	0.000	X	-
0396	169191 (2001 RF30)	2458051.26003	5:15	15.7	19.65	-0.04±0.01	-0.05±0.02	≥0.12	≥315	0.000	0.061	0.939	0.000	C	-
0397	169206 (2001 RU89)	2458055.26304	5:17	15.0	19.52	0.02±0.02	0.08±0.02	≥0.27	≥318	0.272	0.713	0.010	0.005	X	-
0398	169426 (2001 YB73)	2458165.40164	5:19	17.1	19.64	0.07±0.01	0.09±0.02	≥0.20	≥320	0.976	0.024	0.000	0.000	S	-
0399	169450 (2002 BU16)	2458054.26480	5:04	16.5	19.90	0.08±0.04	0.16±0.03	≥0.24	≥305	0.743	0.014	0.000	0.243	S	-
0400	169493 (2002 CU197)	2458050.25465	5:29	17.0	20.69	0.08±0.05	0.06±0.05	1.06±0.10	434±88	0.799	0.113	0.069	0.020	S	-
0401	169684 (2002 JM125)	2458163.46671	3:42	16.4	19.91	0.09±0.03	0.12±0.03	≥0.19	≥223	0.954	0.013	0.000	0.033	S	-
0402	169777 (2002 PU102)	2457691.54720	1:27	15.3	19.30	0.09±0.04	0.07±0.05	≥0.13	≥87	0.897	0.049	0.032	0.022	S	-
0403	169869 (2002 RE94)	2457690.42183	2:21	15.1	19.14	0.05±0.08	0.07±0.04	≥0.28	≥142	0.598	0.348	0.040	0.013	S	-
0404	17048 (1999 FD34)	2458163.46671	3:42	14.8	18.61	0.10±0.01	0.12±0.02	≥0.10	≥223	1.000	0.000	0.000	0.000	S	-
0405	170633 (2003 YT71)	2458055.28098	4:42	15.8	20.34	-0.14±0.08	-0.01±0.05	≥0.35	≥282	0.010	0.386	0.603	0.000	C	-
0406	171147 (2005 GR68)	2457730.42038	1:26	15.5	19.83	0.16±0.04	0.21±0.05	≥0.20	≥86	0.967	0.000	0.000	0.033	S	-
0407	17118 (1999 JM58)	2458055.26304	5:17	13.4	17.80	-0.06±0.01	-0.11±0.01	≥0.07	≥318	0.000	0.000	1.000	0.000	C	-
0408	171438 (2007 RG84)	2457724.28943	1:08	16.0	20.21	-0.07±0.10	-0.02±0.10	≥1.11	≥68	0.088	0.309	0.566	0.036	C	-
0409	171938 (2001 SS232)	2457691.37970	1:54	15.1	19.68	-0.02±0.04	0.02±0.05	0.88±0.09	229±44	0.115	0.512	0.367	0.006	X	-
0410	172106 (2002 GH24)	2458054.26480	5:20	16.6	19.63	-0.03±0.03	-0.02±0.03	≥0.19	≥321	0.004	0.382	0.614	0.000	C	-
0411	17229 (2000 CR97)	2457692.38892	1:20	15.6	19.24	0.05±0.02	0.08±0.03	≥0.17	≥80	0.685	0.284	0.013	0.018	S	-
0412	172330 (2002 VH18)	2457690.33738	1:57	15.7	19.66	0.15±0.03	0.21±0.04	≥0.19	≥118	0.979	0.000	0.000	0.021	S	-

Table 1 continued on next page

Table 1 (continued)

No.	Object	Obs. Start (JD)	Obs. Dur. (h:mm)	H ^a (mag)	V (mag)	V-R ^b (mag)	V-I ^b (mag)	Amplitude ^c (mag)	Rot. Period ^c (min)	S-type	X-type (probability)	C-type	D-type	Tax.	Family ^d
0413	173032 Mingus (2006 QF40)	2458047.25601	5:24	15.7	20.21	0.10±0.02	0.23±0.03	≥0.20	≥324	0.745	0.000	0.000	0.255	S	-
0414	173564 (2001 AD22)	2458051.26860	5:02	16.7	20.28	-0.09±0.02	-0.07±0.03	≥0.17	≥303	0.000	0.025	0.975	0.000	C	-
0415	173678 (2001 OM29)	2457730.42038	1:30	15.1	19.45	0.11±0.04	0.21±0.04	≥0.18	≥90	0.781	0.001	0.000	0.218	S	-
0416	173781 (2001 SB61)	2458054.26480	5:23	15.5	19.50	-0.06±0.02	-0.11±0.02	0.24±0.06	196±29	0.000	0.000	1.000	0.000	C	-
0417	174000 (2001 XE233)	2458049.25597	5:21	15.4	19.70	-0.05±0.01	-0.06±0.02	0.36±0.05	269±40	0.000	0.013	0.987	0.000	C	-
0418	174092 (2002 GV150)	2457722.38400	1:47	17.1	19.91	0.05±0.03	0.08±0.04	≥0.22	≥107	0.641	0.271	0.034	0.055	S	-
0419	17541 (1993 OL5)	2458054.26480	5:11	16.4	19.98	0.01±0.08	0.03±0.06	≥0.26	≥311	0.336	0.384	0.270	0.010	C	-
0420	17606 Wumengchao (1995 ST53)	2457692.38892	1:20	14.1	17.08	-0.05±0.02	-0.07±0.03	≥0.25	≥80	0.000	0.036	0.964	0.000	C	-
0421	176132 (2001 FF11)	2458051.26416	5:09	16.7	20.58	0.07±0.03	0.07±0.03	0.85±0.08	334±64	0.879	0.110	0.009	0.003	S	-
0422	176138 (2001 FW61)	2458048.26028	5:22	16.9	21.04	0.01±0.06	0.07±0.04	≥0.27	≥323	0.355	0.583	0.048	0.014	X	-
0423	176377 (2001 TE235)	2458048.25593	5:28	15.8	19.80	-0.05±0.03	-0.06±0.02	≥0.14	≥329	0.000	0.034	0.966	0.000	C	-
0424	176394 (2001 UA86)	2457690.33738	1:57	15.9	20.37	0.03±0.06	0.05±0.07	≥0.39	≥118	0.395	0.314	0.226	0.065	-	-
0425	176637 (2002 LD43)	2458167.40537	1:20	16.6	20.22	0.08±0.03	-0.04±0.04	0.18±0.06	99±19	0.471	0.003	0.526	0.000	C	-
0426	176777 (1997 AW2)	2457691.37970	1:54	13.5	18.53	0.08±0.02	0.23±0.02	≥0.44	≥114	0.357	0.000	0.000	0.643	D	-
0427	177074 (2003 FD34)	2458051.26416	5:09	15.1	20.09	0.02±0.02	0.14±0.02	≥0.31	≥309	0.355	0.250	0.000	0.395	-	-
0428	177131 (2003 HN51)	2457690.42183	2:19	14.9	19.69	0.08±0.04	0.22±0.04	0.76±0.10	279±45	0.560	0.003	0.000	0.437	S	-
0429	177183 (2003 ST263)	2458054.26480	5:23	16.8	18.88	-0.02±0.01	-0.03±0.02	0.96±0.04	380±77	0.000	0.043	0.956	0.000	C	-
0430	177309 (2003 YX19)	2458048.25593	5:28	17.2	19.84	0.04±0.04	0.02±0.02	≥0.15	≥329	0.600	0.194	0.206	0.000	S	-
0431	17745 (1998 BG34)	2458053.25946	4:21	14.9	19.43	-0.05±0.06	-0.14±0.05	≥0.32	≥262	0.001	0.004	0.995	0.000	C	-
0432	177450 (2004 DH11)	2458055.28554	4:26	16.4	20.60	0.12±0.06	0.03±0.08	0.48±0.11	147±14	0.830	0.033	0.125	0.012	S	-
0433	178391 (1998 FH1)	2458163.46671	3:42	15.8	20.24	-0.03±0.03	0.02±0.04	≥0.16	≥223	0.026	0.709	0.265	0.000	X	-
0434	178728 (2000 SQ306)	2458167.40537	1:20	14.9	19.72	0.02±0.03	0.06±0.03	≥0.19	≥81	0.382	0.502	0.108	0.007	X	-
0435	179544 (2002 CA292)	2457691.37970	1:54	15.7	20.53	-0.05±0.08	-0.23±0.10	≥0.27	≥114	0.006	0.013	0.980	0.000	C	-
0436	180201 (2003 ST251)	2458054.26480	5:20	17.0	19.27	0.10±0.02	0.15±0.02	1.00±0.06	393±92	0.966	0.000	0.000	0.033	S	-
0437	180280 (2003 WO73)	2458163.46671	3:42	16.8	20.77	0.07±0.05	0.07±0.06	≥0.48	≥223	0.772	0.126	0.055	0.048	S	-
0438	180477 (2004 CF56)	2458050.26289	5:17	16.4	20.77	0.06±0.04	0.11±0.05	≥0.27	≥318	0.666	0.169	0.014	0.150	S	-
0439	18073 (2000 CB82)	2458053.25946	4:21	15.7	17.90	0.06±0.01	0.07±0.02	0.26±0.03	400±102	0.889	0.111	0.000	0.000	S	-
0440	181200 (2005 SO155)	2457691.58506	0:32	14.9	19.57	0.06±0.06	0.14±0.09	≥0.14	≥33	0.537	0.131	0.041	0.291	S	-
0441	181458 (2006 TH44)	2458166.40297	2:54	16.7	19.50	0.04±0.02	0.05±0.03	≥0.17	≥175	0.758	0.179	0.062	0.000	S	-
0442	181508 (2006 UC45)	2457690.33738	1:57	17.4	20.43	0.08±0.09	0.09±0.10	≥0.74	≥118	0.627	0.138	0.098	0.137	S	-
0443	181817 (1998 RL58)	2458163.46671	3:42	15.8	20.54	-0.01±0.04	-0.05±0.05	1.13±0.08	250±40	0.053	0.128	0.819	0.000	C	-
0444	181823 (1998 SK12)	2458166.40673	2:29	16.4	21.01	0.17±0.09	-0.05±0.14	≥0.31	≥149	0.681	0.015	0.292	0.012	S	-
0445	181899 (1999 RM178)	2458163.46671	3:42	16.6	20.73	0.00±0.04	-0.03±0.05	≥0.29	≥223	0.112	0.171	0.716	0.001	C	-
0446	182217 (2000 WR163)	2458164.41350	4:21	16.2	20.81	0.04±0.03	0.04±0.03	≥0.30	≥261	0.585	0.222	0.192	0.000	S	-
0447	182481 (2001 SG136)	2457802.38260	1:00	16.0	19.33	-0.10±0.05	-0.09±0.09	≥0.21	≥61	0.001	0.203	0.793	0.003	C	-
0448	182517 (2001 SC294)	2457724.34161	0:57	16.4	20.38	0.20±0.13	0.05±0.12	≥0.85	≥58	0.831	0.041	0.096	0.032	S	-
0449	182541 (2001 TP51)	2458166.40297	2:45	12.7	19.98	0.02±0.03	0.06±0.04	≥0.16	≥165	0.417	0.465	0.104	0.013	-	-
0450	182669 (2001 UZ214)	2458167.40537	1:17	13.2	20.65	0.04±0.04	0.20±0.05	≥0.15	≥77	0.265	0.038	0.000	0.697	D	-
0451	18276 (3355 T-3)	2457798.50513	1:09	14.9	19.48	0.29±0.13	0.31±0.12	≥0.36	≥69	0.962	0.002	0.001	0.036	S	-
0452	183085 (2002 RZ59)	2457722.38400	1:47	16.5	19.91	0.06±0.03	-0.19±0.05	≥0.38	≥107	0.002	0.000	0.998	0.000	C	-
0453	183181 (2002 SH60)	2458054.26480	5:23	16.6	18.74	0.04±0.01	0.03±0.02	≥0.09	≥324	0.887	0.024	0.089	0.000	S	-
0454	183277 (2002 TV261)	2458049.25597	5:24	17.0	19.92	0.06±0.02	0.04±0.02	0.19±0.05	157±14	0.945	0.039	0.016	0.000	S	-
0455	184950 (2005 WT83)	2458163.46671	3:42	15.8	20.91	0.04±0.06	0.01±0.09	≥0.36	≥223	0.413	0.175	0.367	0.045	-	-
0456	184989 (2006 KA56)	2458054.26480	5:20	15.9	19.92	-0.11±0.06	-0.17±0.05	≥0.42	≥321	0.000	0.000	1.000	0.000	C	-
0457	185224 (2006 TG70)	2458049.25597	5:24	15.2	20.40	-0.00±0.02	0.04±0.03	≥0.21	≥325	0.104	0.654	0.241	0.000	X	-
0458	185664 (1995 AW1)	2458047.25601	5:24	16.6	20.36	0.09±0.02	0.14±0.03	≥0.27	≥324	0.933	0.003	0.000	0.064	S	-

Table 1 continued on next page

Table 1 (continued)

No.	Object	Obs. Start (JD)	Obs. Dur. (h:mm)	H ^a (mag)	V (mag)	V-R ^b (mag)	V-I ^b (mag)	Amplitude ^c (mag)	Rot. Period ^c (min)	S-type	X-type (probability)	C-type	D-type	Tax.	Family ^d
0459	185664 (1995 AW1)	2458048.25593	5:03	16.6	20.36	0.09±0.05	0.15±0.02	≥0.20	≥303	0.810	0.028	0.000	0.163	S	-
0460	185722 (1998 SF93)	2458053.26470	4:14	16.9	19.79	0.12±0.09	0.15±0.05	≥0.41	≥254	0.775	0.069	0.000	0.156	S	-
0461	185962 (2001 FH75)	2457692.38892	1:20	16.3	18.67	0.07±0.02	0.09±0.03	≥0.10	≥80	0.952	0.042	0.000	0.000	S	-
0462	186106 (2001 TW56)	2458167.40537	1:20	13.2	20.53	0.05±0.04	0.15±0.04	≥0.17	≥81	0.518	0.127	0.001	0.354	S	-
0463	186440 (2002 RE245)	2458163.46671	3:42	17.0	20.99	0.13±0.06	0.05±0.09	≥0.77	≥223	0.885	0.016	0.080	0.019	S	-
0464	186720 (2004 BN106)	2458164.41350	4:21	16.8	19.77	0.09±0.02	0.13±0.02	0.58±0.04	345±84	0.996	0.000	0.000	0.004	S	-
0465	186870 (2004 HM33)	2458047.28197	4:47	16.4	20.17	0.09±0.02	0.09±0.03	1.07±0.07	285±49	0.974	0.021	0.000	0.004	S	-
0466	187203 (2005 SB85)	2457724.34310	0:55	16.0	19.98	0.14±0.06	0.01±0.13	≥0.66	≥55	0.715	0.013	0.245	0.027	S	-
0467	187222 (2005 SZ135)	2458163.47274	3:34	16.7	21.23	-0.01±0.07	0.13±0.12	≥0.33	≥214	0.191	0.306	0.126	0.378	-	-
0468	18796 Acasta (1999 JH64)	2458048.26028	5:22	15.1	19.10	-0.04±0.04	-0.02±0.01	0.20±0.05	310±60	0.013	0.312	0.674	0.000	C	-
0469	18801 Ngelleoas (1999 JO76)	2457802.50174	0:55	14.1	18.07	0.07±0.03	-0.03±0.04	≥0.19	≥55	0.439	0.003	0.559	0.000	C	-
0470	188145 (2002 EW81)	2458167.40537	1:20	15.4	19.77	-0.02±0.03	-0.05±0.04	≥0.10	≥81	0.011	0.152	0.837	0.000	C	-
0471	188159 (2002 GQ98)	2458168.40251	3:15	16.0	19.85	-0.03±0.05	-0.09±0.07	0.73±0.07	276±70	0.020	0.129	0.850	0.001	C	-
0472	188359 (2003 YC138)	2457690.42183	2:19	16.8	20.29	0.14±0.09	0.05±0.07	≥0.32	≥139	0.831	0.065	0.084	0.020	S	-
0473	188980 (2008 FR15)	2457691.46127	1:58	15.4	20.23	0.01±0.05	-0.02±0.06	≥0.26	≥119	0.163	0.224	0.610	0.003	C	-
0474	189150 (2002 HV7)	2457722.38400	1:47	15.7	19.36	-0.06±0.02	-0.12±0.04	≥0.14	≥107	0.000	0.004	0.996	0.000	C	-
0475	189309 (2005 YJ213)	2458167.40537	1:20	15.8	20.39	-0.03±0.04	-0.05±0.05	≥0.15	≥81	0.014	0.190	0.796	0.000	C	-
0476	189809 (2002 LO19)	2457796.44027	0:58	14.9	19.48	0.00±0.26	-0.05±0.25	≥0.54	≥59	0.298	0.119	0.485	0.098	-	-
0477	189861 (2003 HW34)	2458051.28168	4:43	16.2	20.40	0.09±0.03	0.08±0.03	0.73±0.07	568±111	0.968	0.029	0.001	0.002	S	-
0478	190120 (2004 VS72)	2457800.44661	0:54	15.2	19.92	0.06±0.16	0.26±0.18	≥0.43	≥54	0.484	0.106	0.046	0.364	-	-
0479	190190 (2005 WD88)	2458048.25593	5:28	15.9	20.27	0.03±0.04	0.06±0.02	≥0.17	≥329	0.512	0.467	0.021	0.000	S	-
0480	1905 Ambartsumian (1972 JZ)	2458165.40164	5:19	12.7	15.67	0.08±0.01	0.11±0.01	≥0.06	≥320	1.000	0.000	0.000	0.000	S	-
0481	190509 (2000 HX47)	2457722.38685	1:43	17.0	21.13	-0.06±0.12	0.05±0.12	≥0.40	≥103	0.149	0.388	0.316	0.147	-	-
0482	19063 (3147 T-2)	2457690.33738	1:57	14.0	18.90	-0.05±0.06	-0.03±0.04	≥0.26	≥118	0.040	0.300	0.660	0.000	C	-
0483	190928 (2001 UL211)	2458164.41350	4:18	16.9	20.65	0.07±0.03	0.10±0.04	≥0.40	≥258	0.859	0.098	0.004	0.040	S	-
0484	190996 (2001 YY10)	2458165.40164	5:19	16.8	20.31	0.04±0.04	0.07±0.03	≥0.17	≥320	0.582	0.405	0.010	0.004	S	-
0485	191119 (2002 EY93)	2458163.46671	3:42	15.8	20.12	0.04±0.03	0.12±0.03	≥0.22	≥223	0.519	0.278	0.000	0.203	S	-
0486	191329 (2003 OB18)	2458055.26304	5:17	15.9	18.71	-0.05±0.01	-0.04±0.02	≥0.10	≥318	0.000	0.230	0.770	0.000	C	-
0487	192297 (1992 DX9)	2457802.42659	1:45	16.4	19.07	-0.01±0.03	0.01±0.05	≥0.14	≥106	0.038	0.434	0.525	0.003	C	-
0488	19250 (1994 PF26)	2458050.25874	5:23	14.0	19.32	-0.07±0.01	-0.10±0.02	0.38±0.04	574±116	0.000	0.000	1.000	0.000	C	-
0489	1927 Savanto (1936 FP)	2457691.37970	0:59	12.0	16.00	0.10±0.02	0.16±0.03	≥0.23	≥60	0.963	0.000	0.000	0.037	S	-
0490	19291 Kareizeman (1996 LF)	2457722.38400	1:47	12.9	18.15	0.07±0.02	0.18±0.03	0.61±0.05	214±37	0.670	0.001	0.000	0.329	S	-
0491	193381 (2000 VK24)	2457724.38626	1:04	15.8	18.66	0.11±0.02	0.10±0.03	≥0.10	≥64	1.000	0.000	0.000	0.000	S	-
0492	193436 (2000 WB117)	2458163.46671	3:42	15.3	19.95	0.11±0.02	0.16±0.03	0.88±0.04	341±84	0.976	0.000	0.000	0.024	S	-
0493	193517 (2000 YR57)	2458167.40537	1:20	16.2	19.82	0.03±0.04	0.10±0.05	0.13±0.05	125±29	0.449	0.377	0.026	0.148	-	-
0494	19357 (1997 GZ7)	2457692.38892	1:20	13.4	17.89	-0.09±0.02	-0.14±0.03	0.07±0.05	122±35	0.000	0.000	1.000	0.000	C	-
0495	195143 (2002 CS194)	2457690.33738	1:57	16.3	20.25	0.08±0.04	0.12±0.06	≥0.47	≥118	0.759	0.077	0.009	0.154	S	-
0496	195336 (2002 EV139)	2458049.25597	5:24	15.5	19.61	0.11±0.01	0.12±0.02	≥0.18	≥325	1.000	0.000	0.000	0.000	S	-
0497	195444 (2002 GG77)	2458047.25601	5:24	15.8	19.68	0.05±0.02	0.07±0.02	≥0.22	≥324	0.764	0.235	0.001	0.000	S	-
0498	196373 (2003 FO127)	2457691.41976	0:56	16.2	19.73	0.08±0.05	0.17±0.06	≥0.24	≥57	0.641	0.043	0.001	0.315	S	-
0499	196858 (2003 SB269)	2458054.26480	5:23	16.1	19.91	-0.00±0.03	0.02±0.03	≥0.30	≥324	0.151	0.442	0.407	0.000	-	-
0500	198114 (2004 TQ2)	2457796.44609	0:50	17.1	19.30	-0.14±0.14	-0.12±0.14	≥0.40	≥51	0.034	0.137	0.814	0.015	C	-
0501	198150 (2004 TM53)	2458054.26480	4:41	16.7	20.77	-0.10±0.11	-0.10±0.09	≥0.36	≥282	0.094	0.601	0.136	0.169	X	-
0502	198331 (2004 TS366)	2458164.41350	4:21	17.0	20.39	0.13±0.03	0.19±0.03	≥0.18	≥261	0.985	0.000	0.000	0.015	S	-
0503	198410 (2004 VN62)	2457765.29937	0:43	15.6	20.12	0.11±0.14	0.27±0.18	≥0.23	≥44	0.633	0.059	0.038	0.271	S	-
0504	198513 (2004 XK87)	2457692.44645	1:00	16.9	19.68	0.04±0.04	0.14±0.06	≥0.11	≥60	0.449	0.199	0.008	0.344	-	-

Table 1 continued on next page

Table 1 (continued)

No.	Object	Obs. Start (JD)	Obs. Dur. (h:mm)	H ^a (mag)	V (mag)	V-R ^b (mag)	V-I ^b (mag)	Amplitude ^c (mag)	Rot. Period ^c (min)	S-type	X-type (probability)	C-type	D-type	Tax.	Family ^d
0505	199033 (2005 WU139)	2458163.46671	3:42	16.9	19.57	0.04±0.02	0.07±0.02	≥0.15	≥223	0.697	0.297	0.006	0.000	S	-
0506	199052 (2005 WO188)	2458049.25997	5:24	15.8	20.40	-0.03±0.03	-0.04±0.03	≥0.31	≥325	0.006	0.144	0.849	0.000	C	-
0507	199268 (2006 BB22)	2457730.42038	1:30	16.4	19.17	0.11±0.03	0.12±0.04	≥0.19	≥90	0.969	0.010	0.000	0.021	S	-
0508	199589 (2006 FV17)	2457690.33738	1:57	16.1	20.22	0.08±0.05	0.10±0.06	≥0.27	≥118	0.776	0.107	0.019	0.098	S	-
0509	1999 Hirayama (1973 DR)	2457768.50255	2:00	10.9	15.47	-0.09±0.03	-0.09±0.03	≥0.21	≥120	0.000	0.007	0.993	0.000	C	-
0510	200453 (2000 WA60)	2457691.46127	2:00	15.7	19.21	-0.02±0.04	0.02±0.04	≥0.16	≥121	0.064	0.579	0.356	0.001	X	-
0511	200538 (2001 EH)	2458165.40164	5:19	16.5	18.80	0.01±0.01	0.02±0.01	≥0.11	≥320	0.181	0.211	0.608	0.000	C	-
0512	201489 (2003 HT39)	2457690.33738	1:57	16.7	20.17	0.01±0.05	0.03±0.07	≥0.20	≥118	0.264	0.398	0.295	0.043	-	-
0513	20190 (1997 BZ2)	2458163.46671	3:42	14.5	18.05	0.06±0.01	0.08±0.02	0.18±0.03	209±40	0.899	0.101	0.000	0.000	S	-
0514	202244 (2005 AW13)	2457724.34310	0:55	16.2	19.18	0.00±0.04	0.02±0.06	≥0.18	≥55	0.208	0.416	0.359	0.016	-	-
0515	20261 (1998 FM12)	2457722.38400	1:47	14.2	18.26	0.01±0.02	0.06±0.03	≥0.19	≥107	0.180	0.735	0.079	0.006	X	-
0516	20275 (1998 FR41)	2457802.39311	0:45	14.4	18.94	0.07±0.03	0.09±0.04	≥0.06	≥46	0.887	0.089	0.002	0.022	S	-
0517	202843 (2008 SV264)	2457690.33738	1:57	16.7	20.06	0.09±0.04	0.12±0.04	≥0.37	≥118	0.882	0.040	0.001	0.077	S	-
0518	203622 (2002 EP129)	2458167.40537	1:20	16.6	20.08	0.03±0.03	0.01±0.04	≥0.14	≥81	0.412	0.191	0.397	0.000	-	-
0519	204184 (2004 BG54)	2458167.40537	1:20	15.5	20.01	0.03±0.03	0.11±0.04	≥0.14	≥81	0.415	0.430	0.006	0.149	-	-
0520	204203 (2004 CT5)	2458051.27722	4:50	15.6	20.37	-0.04±0.02	-0.06±0.03	0.29±0.06	197±27	0.000	0.058	0.942	0.000	C	-
0521	204545 (2005 ER186)	2457691.38580	1:45	16.1	20.15	0.06±0.04	0.09±0.06	≥0.39	≥106	0.694	0.152	0.042	0.113	S	-
0522	205117 (1999 VK42)	2458167.40537	1:20	16.7	20.23	0.07±0.03	0.07±0.04	≥0.17	≥81	0.879	0.076	0.029	0.016	S	-
0523	20578 (1999 RH149)	2457800.27020	1:07	14.0	20.04	0.13±0.14	0.15±0.16	≥0.25	≥68	0.684	0.075	0.082	0.158	S	-
0524	206300 (2003 FX20)	2458050.25465	5:06	16.7	20.37	0.09±0.03	0.10±0.04	1.26±0.10	614±99	0.949	0.033	0.001	0.017	S	-
0525	20640 (1999 TF118)	2458164.41350	4:21	12.9	19.31	0.07±0.01	0.19±0.02	0.28±0.04	370±90	0.393	0.000	0.000	0.607	D	-
0526	206495 (2003 YG85)	2458165.40164	5:19	16.9	20.60	-0.06±0.05	-0.07±0.04	0.60±0.09	510±124	0.003	0.061	0.936	0.000	C	-
0527	206693 (2003 YA163)	2458167.40537	1:20	15.7	20.10	0.08±0.03	0.11±0.04	≥0.13	≥81	0.911	0.047	0.001	0.042	S	-
0528	206689 (2004 BZ1)	2457722.38400	1:47	15.8	19.03	-0.06±0.02	-0.08±0.03	≥0.09	≥107	0.000	0.042	0.958	0.000	C	-
0529	207197 (2005 EE48)	2458164.41350	4:21	16.1	20.28	0.06±0.03	0.06±0.03	≥0.20	≥261	0.821	0.153	0.025	0.001	S	-
0530	207235 (2005 EB163)	2457692.38892	1:20	16.4	20.15	-0.01±0.04	-0.00±0.05	≥0.19	≥80	0.072	0.375	0.549	0.003	C	-
0531	207289 (2005 GY22)	2457692.44645	1:00	15.5	20.18	0.08±0.05	0.17±0.07	≥0.17	≥60	0.674	0.044	0.004	0.278	S	-
0532	207707 (2007 RB92)	2458050.28267	4:49	16.5	20.96	0.05±0.05	0.08±0.06	≥0.27	≥289	0.591	0.241	0.075	0.093	S	-
0533	207712 (2007 RA106)	2458165.40164	5:19	16.5	20.85	0.06±0.03	0.03±0.04	≥0.26	≥320	0.761	0.085	0.153	0.001	S	-
0534	207714 (2007 RN118)	2458164.41350	3:46	16.6	20.97	0.03±0.07	0.01±0.06	≥0.46	≥227	0.386	0.247	0.361	0.006	-	-
0535	207729 (2007 RR173)	2457722.38400	1:47	16.5	20.55	0.17±0.05	0.18±0.06	≥0.19	≥107	0.981	0.000	0.000	0.018	S	-
0536	207829 (2007 TU379)	2458163.47274	3:34	17.0	21.29	0.16±0.08	0.08±0.11	≥0.32	≥214	0.875	0.021	0.071	0.033	S	-
0537	207878 (2007 VS311)	2458051.27285	4:56	15.6	20.27	-0.01±0.02	0.00±0.02	≥0.21	≥297	0.024	0.316	0.660	0.000	C	-
0538	207931 Weibai (2008 YM9)	2457692.44645	1:00	16.5	19.90	0.07±0.05	0.06±0.06	≥0.09	≥60	0.690	0.154	0.116	0.040	S	-
0539	207984 (1997 TG6)	2458163.46671	3:42	16.1	20.41	-0.01±0.03	-0.01±0.05	≥0.49	≥223	0.061	0.368	0.568	0.003	C	-
0540	208940 (2002 VE57)	2458163.46671	3:42	16.3	20.92	0.08±0.08	0.08±0.09	≥0.34	≥223	0.652	0.129	0.110	0.109	S	-
0541	209249 (2003 WT131)	2458167.40537	1:20	16.3	20.39	0.09±0.04	0.13±0.05	≥0.19	≥81	0.832	0.036	0.002	0.131	S	-
0542	209355 (2004 DJ39)	2458054.26480	5:14	15.9	20.54	-0.12±0.16	0.02±0.08	≥0.37	≥314	0.141	0.401	0.439	0.020	-	-
0543	21004 (1988 BM4)	2458168.40251	3:18	14.1	17.94	0.09±0.02	0.11±0.03	0.14±0.04	191±83	0.992	0.003	0.000	0.004	S	-
0544	210720 (2000 SA286)	2458048.25593	5:28	15.0	19.89	-0.07±0.04	-0.07±0.02	≥0.18	≥329	0.000	0.006	0.994	0.000	C	-
0545	210928 (2001 TN29)	2457692.38892	1:20	16.1	19.79	0.05±0.03	0.03±0.04	≥0.30	≥80	0.659	0.149	0.191	0.001	S	-
0546	211243 (2002 QJ30)	2457691.46127	2:00	16.0	19.57	0.06±0.04	0.11±0.05	0.60±0.09	241±40	0.629	0.181	0.014	0.176	S	-
0547	213432 (2001 XL240)	2457691.37970	1:54	16.4	19.15	0.08±0.03	0.15±0.03	≥0.20	≥114	0.811	0.013	0.000	0.176	S	-
0548	214454 (2005 SE77)	2457692.38892	1:20	16.2	20.53	-0.10±0.05	-0.06±0.06	≥0.23	≥80	0.001	0.208	0.790	0.000	C	-
0549	21446 Tefflint (1998 HV18)	2458168.40251	3:22	14.5	17.99	0.11±0.02	0.16±0.03	0.23±0.04	349±115	0.984	0.000	0.000	0.016	S	-
0550	214750 (2006 TS67)	2458055.26304	5:17	15.1	20.00	-0.01±0.03	-0.07±0.04	≥0.34	≥318	0.006	0.044	0.950	0.000	C	-

Table 1 continued on next page

Table 1 (continued)

No.	Object	Obs. Start (JD)	Obs. Dur. (h:mm)	H α (mag)	V (mag)	V-R b (mag)	V-I b (mag)	Amplitude c (mag)	Rot. Period c (min)	S-type	X-type (probability)	C-type	D-type	Tax.	Family d
0551	215218 (2000 UH20)	2457692.38892	1:20	15.5	18.81	-0.05 \pm 0.02	-0.17 \pm 0.03	\geq 0.05	\geq 80	0.000	0.045	0.955	0.000	C	-
0552	215721 (2004 BU96)	2457730.42927	1:17	16.0	20.28	0.18 \pm 0.07	0.09 \pm 0.07	\geq 0.22	\geq 77	0.955	0.002	0.000	0.043	S	-
0553	215804 (2004 QG8)	2457692.39380	1:12	14.9	19.20	-0.02 \pm 0.03	0.01 \pm 0.03	\geq 0.08	\geq 73	0.044	0.519	0.436	0.000	X	-
0554	216036 (2006 DY9)	2457691.37970	1:54	16.6	19.11	0.07 \pm 0.03	0.12 \pm 0.03	\geq 0.12	\geq 114	0.836	0.079	0.000	0.085	S	-
0555	21615 Guadramano (1999 JQ76)	2458050.25465	5:29	15.4	18.83	0.09 \pm 0.01	0.03 \pm 0.01	0.19 \pm 0.04	177 \pm 16	1.000	0.000	0.000	0.000	S	-
0556	216261 Maphisia (2006 WJ15)	2457691.46127	2:00	15.7	18.66	-0.06 \pm 0.03	-0.14 \pm 0.03	\geq 0.08	\geq 121	0.000	0.000	1.000	0.000	C	-
0557	216306 (2007 TZ56)	2458055.28554	4:39	16.3	20.59	0.17 \pm 0.06	0.04 \pm 0.08	\geq 0.43	\geq 279	0.956	0.004	0.036	0.004	S	-
0558	21679 Bettyalemiti (1999 RD28)	2458164.41350	4:21	15.0	18.84	0.08 \pm 0.01	0.08 \pm 0.02	\geq 0.08	\geq 261	0.994	0.006	0.000	0.000	S	-
0559	21748 Srinivasan (1999 RH170)	2458163.46671	3:42	15.4	18.94	0.08 \pm 0.01	0.08 \pm 0.02	\geq 0.11	\geq 223	0.995	0.005	0.000	0.000	S	-
0560	21755 (1999 RE190)	2457802.38260	1:00	13.8	16.47	-0.00 \pm 0.02	0.01 \pm 0.03	0.16 \pm 0.04	114 \pm 24	0.104	0.387	0.510	0.000	C	-
0561	21755 (1999 RE190)	2457803.38332	0:58	13.8	16.43	-0.05 \pm 0.04	0.00 \pm 0.05	0.20 \pm 0.04	118 \pm 18	0.012	0.570	0.417	0.001	X	-
0562	217723 (1999 VJ165)	2458164.41350	4:21	17.4	20.58	-0.03 \pm 0.03	-0.07 \pm 0.04	\geq 0.20	\geq 261	0.002	0.060	0.938	0.000	C	-
0563	217740 (2000 BQ30)	2457800.44661	0:54	14.9	20.32	0.19 \pm 0.18	0.38 \pm 0.25	\geq 0.32	\geq 54	0.789	0.024	0.027	0.160	S	-
0564	218058 (2002 EA45)	2458165.40164	5:19	15.4	20.27	0.00 \pm 0.02	0.05 \pm 0.03	\geq 0.20	\geq 320	0.160	0.674	0.166	0.000	X	-
0565	218077 (2002 GY88)	2458164.41350	4:21	15.0	19.84	-0.10 \pm 0.02	-0.17 \pm 0.02	\geq 0.18	\geq 261	0.000	0.000	1.000	0.000	C	-
0566	21831 (1999 TX93)	2457765.29319	0:52	13.0	17.65	-0.04 \pm 0.03	-0.06 \pm 0.05	\geq 0.18	\geq 53	0.002	0.133	0.865	0.000	C	-
0567	218501 (2004 TX83)	2458164.41350	4:21	15.7	20.39	-0.01 \pm 0.02	-0.03 \pm 0.03	\geq 0.23	\geq 261	0.007	0.145	0.848	0.000	C	-
0568	21942 Subramanian (1999 VN106)	2457724.34161	0:57	15.3	19.95	0.06 \pm 0.07	-0.15 \pm 0.10	\geq 0.33	\geq 58	0.119	0.017	0.863	0.001	C	-
0569	21987 (1999 XH18)	2458168.40251	3:22	14.7	19.75	0.07 \pm 0.04	0.09 \pm 0.06	\geq 0.28	\geq 202	0.744	0.137	0.033	0.085	S	-
0570	219983 (2002 LU61)	2458167.40537	1:20	17.9	20.91	0.00 \pm 0.06	-0.04 \pm 0.06	\geq 0.23	\geq 81	0.142	0.167	0.690	0.001	C	-
0571	220035 (2002 RM6)	2457692.44645	1:00	17.5	18.64	-0.01 \pm 0.04	0.08 \pm 0.05	\geq 0.09	\geq 60	0.328	0.498	0.080	0.095	-	-
0572	220389 (2003 QE68)	2458167.40537	1:20	14.8	19.71	-0.01 \pm 0.03	-0.01 \pm 0.04	\geq 0.19	\geq 81	0.059	0.272	0.669	0.000	C	-
0573	22137 Annettelee (2000 VM15)	2457692.44645	1:00	15.1	17.78	0.00 \pm 0.14	0.10 \pm 0.05	\geq 0.24	\geq 60	0.400	0.478	0.033	0.089	-	-
0574	221680 (2007 DZ18)	2458163.46671	3:42	16.0	21.06	-0.13 \pm 0.06	-0.08 \pm 0.09	\geq 0.29	\geq 223	0.001	0.167	0.832	0.001	C	-
0575	221827 (2008 EO78)	2457722.38400	1:47	17.2	20.71	0.14 \pm 0.06	-0.00 \pm 0.09	\geq 0.32	\geq 107	0.815	0.011	0.167	0.006	S	-
0576	221964 (1995 SF37)	2458163.46671	3:42	17.5	20.17	0.05 \pm 0.03	0.10 \pm 0.03	\geq 0.16	\geq 223	0.728	0.201	0.002	0.069	S	-
0577	222797 (2002 CU221)	2458047.27315	4:59	16.1	20.75	0.04 \pm 0.03	0.06 \pm 0.04	\geq 0.26	\geq 300	0.603	0.281	0.096	0.020	S	-
0578	223076 (2002 TJ259)	2457722.38400	1:47	16.3	18.88	-0.01 \pm 0.03	0.00 \pm 0.03	0.68 \pm 0.05	214 \pm 37	0.082	0.368	0.550	0.000	C	-
0579	223601 (2004 GY78)	2457692.44645	1:00	17.5	20.24	0.07 \pm 0.06	0.16 \pm 0.07	\geq 0.16	\geq 60	0.577	0.100	0.008	0.315	S	-
0580	22377 (1993 UW6)	2457802.50174	0:55	13.7	19.21	-0.08 \pm 0.04	-0.09 \pm 0.07	\geq 0.15	\geq 55	0.001	0.126	0.874	0.000	C	-
0581	22385 Fujimorioboshi (1994 EK7)	2458049.25597	5:24	14.7	18.86	0.07 \pm 0.01	0.07 \pm 0.01	0.18 \pm 0.03	152 \pm 14	0.986	0.014	0.000	0.000	S	-
0582	224580 (2005 XR29)	2458048.25593	5:28	16.3	19.50	0.05 \pm 0.04	0.06 \pm 0.02	\geq 0.23	\geq 329	0.729	0.265	0.006	0.000	S	-
0583	22475 Stanrunge (1997 EH13)	2457724.34608	0:51	15.7	20.02	0.08 \pm 0.07	-0.10 \pm 0.14	\geq 0.48	\geq 51	0.306	0.039	0.642	0.013	C	-
0584	225094 (2008 CU25)	2458051.27285	4:56	16.8	21.21	0.12 \pm 0.05	0.17 \pm 0.06	\geq 0.47	\geq 297	0.876	0.011	0.000	0.113	S	-
0585	22524 (1998 FB6)	2457722.38400	1:47	15.6	19.40	0.05 \pm 0.03	0.03 \pm 0.03	\geq 0.18	\geq 107	0.696	0.120	0.183	0.001	S	-
0586	225811 (2001 VF113)	2458166.40297	2:45	16.6	20.26	0.08 \pm 0.04	0.09 \pm 0.05	\geq 0.48	\geq 165	0.857	0.082	0.014	0.047	S	-
0587	225887 (2001 YP108)	2458049.25597	5:24	15.8	19.53	0.03 \pm 0.01	0.05 \pm 0.02	\geq 0.12	\geq 325	0.764	0.200	0.036	0.000	S	-
0588	22603 Davidconnor (1998 HK133)	2458049.25597	5:24	14.5	19.17	0.13 \pm 0.01	0.20 \pm 0.02	0.48 \pm 0.04	650 \pm 122	1.000	0.000	0.000	0.000	S	-
0589	226163 (2002 TG20)	2457692.44645	1:00	17.5	19.14	0.04 \pm 0.04	0.04 \pm 0.05	\geq 0.10	\geq 60	0.513	0.263	0.209	0.015	S	-
0590	227140 (2005 OT27)	2457724.38316	1:08	17.1	19.79	-0.03 \pm 0.04	-0.09 \pm 0.06	\geq 0.13	\geq 69	0.007	0.084	0.910	0.000	C	-
0591	227247 (2005 SC50)	2457692.38892	1:20	17.0	20.40	0.03 \pm 0.05	0.02 \pm 0.07	\geq 0.20	\geq 80	0.401	0.245	0.330	0.023	-	-
0592	227261 (2005 SE93)	2458163.46671	3:42	17.0	20.33	-0.01 \pm 0.03	-0.01 \pm 0.04	\geq 0.19	\geq 223	0.042	0.325	0.633	0.000	C	-
0593	227382 (2005 UV265)	2458048.25593	5:28	16.5	20.64	0.05 \pm 0.05	0.10 \pm 0.03	0.55 \pm 0.08	497 \pm 119	0.600	0.359	0.003	0.038	S	-
0594	22794 Lindsaylyonas (1999 NH4)	2457692.44645	1:00	15.8	17.30	0.06 \pm 0.04	0.14 \pm 0.04	\geq 0.11	\geq 60	0.632	0.095	0.001	0.273	S	-
0595	228490 (2001 SL211)	2457691.37970	1:54	17.4	19.82	0.04 \pm 0.03	0.06 \pm 0.04	\geq 0.15	\geq 114	0.550	0.330	0.103	0.016	S	-
0596	2294 Andronikov (1977 PL1)	2457796.48277	0:51	11.7	16.23	-0.02 \pm 0.05	0.02 \pm 0.05	\geq 0.29	\geq 52	0.111	0.525	0.356	0.008	X	-

Table 1 continued on next page

Table 1 (continued)

No.	Object	Obs. Start (JD)	Obs. Dur. (h:mm)	H ^a (mag)	V (mag)	V-R ^b (mag)	V-I ^b (mag)	Amplitude ^c (mag)	Rot. Period ^c (min)	S-type	X-type (probability)	C-type (probability)	D-type	Tax.	Family ^d
0597	230191 (2001 SF103)	2458164.41350	4:21	16.8	21.19	0.17±0.06	0.13±0.06	≥0.31	≥261	0.981	0.003	0.001	0.015	S	-
0598	230242 (2001 UD131)	2457692.38892	1:20	16.5	19.78	-0.03±0.03	-0.06±0.04	≥0.11	≥80	0.001	0.078	0.921	0.000	C	-
0599	23040 Latham (1999 XK22)	2458050.25465	5:29	14.8	19.23	-0.02±0.01	0.01±0.01	≥0.28	≥329	0.001	0.477	0.522	0.000	C	-
0600	230617 (2003 FW104)	2457730.42038	1:30	17.3	20.22	0.18±0.05	0.09±0.07	≥0.29	≥90	0.990	0.002	0.005	0.004	S	-
0601	230885 (2004 RF338)	2458054.26480	4:41	16.4	20.50	-0.04±0.09	0.07±0.09	≥0.32	≥282	0.178	0.478	0.184	0.160	-	-
0602	231130 (2005 SG264)	2457722.38400	1:47	17.0	19.22	-0.06±0.03	-0.08±0.04	≥0.13	≥107	0.000	0.037	0.963	0.000	C	-
0603	231176 (2005 UU170)	2458163.46671	3:42	17.4	21.01	0.04±0.07	0.08±0.06	≥0.41	≥223	0.536	0.281	0.084	0.099	S	-
0604	231324 (2006 DQ3)	2458054.26480	5:07	16.3	20.30	-0.05±0.11	0.08±0.09	0.68±0.10	278±56	0.185	0.483	0.175	0.157	-	-
0605	231439 (2007 FU23)	2458054.26480	5:20	16.3	19.52	0.10±0.02	0.13±0.02	≥0.27	≥321	0.991	0.001	0.000	0.008	S	-
0606	231559 (2008 TC46)	2458048.25593	4:46	15.6	20.07	-0.08±0.04	-0.04±0.02	0.26±0.05	222±38	0.000	0.154	0.846	0.000	C	-
0607	231848 (2000 SR31)	2458163.46671	3:42	17.2	20.77	0.08±0.04	0.10±0.06	≥0.23	≥223	0.780	0.107	0.022	0.092	S	-
0608	23185 (2000 FQ7)	2457728.49022	0:57	13.4	17.29	0.04±0.04	0.05±0.06	≥0.10	≥58	0.539	0.287	0.076	0.098	S	-
0609	232058 (2001 UL108)	2457691.37970	1:54	17.4	19.98	0.01±0.04	0.08±0.05	≥0.26	≥114	0.304	0.497	0.174	0.025	-	-
0610	232090 (2001 XY16)	2458055.26304	4:26	16.6	20.19	0.06±0.03	0.05±0.04	≥0.22	≥267	0.776	0.158	0.062	0.004	S	-
0611	232161 (2002 CN261)	2458048.25593	5:28	16.1	19.78	0.05±0.04	0.07±0.02	≥0.10	≥329	0.675	0.324	0.002	0.000	S	-
0612	232767 (2004 PQ39)	2458167.40537	1:20	16.2	20.18	0.07±0.04	0.12±0.05	≥0.21	≥81	0.806	0.085	0.004	0.105	S	-
0613	23326 (2001 BL30)	2457728.49022	0:57	13.6	19.27	0.01±0.07	0.01±0.08	≥0.14	≥58	0.264	0.298	0.410	0.027	-	-
0614	23331 Halimeidan (2001 BY43)	2458055.26304	5:17	15.2	19.09	0.08±0.01	0.12±0.02	≥0.20	≥318	0.991	0.004	0.000	0.005	S	-
0615	233392 (2006 FP6)	2458048.25593	5:28	16.2	20.15	0.06±0.05	0.18±0.02	0.50±0.06	433±101	0.451	0.012	0.000	0.537	D	-
0616	233991 (1995 WU23)	2457691.37970	1:54	16.5	20.57	0.07±0.08	0.16±0.10	≥0.30	≥114	0.548	0.115	0.036	0.301	S	-
0617	234071 (1999 RG141)	2458164.41350	4:21	16.0	20.68	0.06±0.04	0.09±0.07	0.89±0.09	334±68	0.655	0.145	0.064	0.136	S	-
0618	234162 (2000 HM103)	2458049.25597	5:24	15.6	20.73	0.01±0.03	0.05±0.04	0.45±0.09	186±22	0.291	0.551	0.154	0.004	X	-
0619	234352 (2001 HZ41)	2457691.46127	1:58	15.7	20.71	0.04±0.07	0.12±0.09	≥0.27	≥119	0.461	0.210	0.078	0.251	-	-
0620	234637 (2002 CP46)	2458164.41350	4:21	16.8	21.11	0.12±0.05	0.10±0.06	≥0.35	≥261	0.920	0.022	0.013	0.045	S	-
0621	234672 (2002 GE14)	2458168.40251	3:22	16.7	19.67	0.07±0.04	0.06±0.05	≥0.43	≥202	0.755	0.135	0.079	0.030	S	-
0622	234798 (2002 QO69)	2458054.26480	5:20	15.9	20.15	0.07±0.07	0.15±0.05	≥0.47	≥90	0.601	0.147	0.002	0.250	S	-
0623	234979 (2003 AR14)	2457724.38316	1:08	16.5	19.42	-0.10±0.04	-0.13±0.04	≥0.12	≥69	0.000	0.001	0.999	0.000	C	-
0624	235181 (2003 SW77)	2458166.40297	2:51	15.5	18.60	0.08±0.02	0.07±0.02	≥0.10	≥172	0.988	0.012	0.000	0.000	S	-
0625	23579 (1995 EN5)	2458165.40164	5:19	14.4	18.36	-0.06±0.01	-0.05±0.01	≥0.17	≥320	0.000	0.091	0.909	0.000	C	-
0626	235891 (2005 CA49)	2458054.26480	5:23	16.5	20.10	-0.05±0.04	-0.07±0.04	≥0.55	≥324	0.001	0.067	0.933	0.000	C	-
0627	235968 (2005 EY236)	2457692.38892	1:20	16.6	20.31	0.07±0.04	0.08±0.05	≥0.59	≥80	0.784	0.132	0.028	0.055	S	-
0628	23666 (1997 FT1)	2457730.42038	1:30	14.4	17.68	0.06±0.03	0.06±0.04	≥0.12	≥90	0.775	0.178	0.041	0.005	S	-
0629	236876 (2007 RD280)	2457722.38400	1:47	15.8	19.69	0.11±0.03	0.16±0.04	≥0.11	≥107	0.954	0.001	0.000	0.045	S	-
0630	237086 (2008 SJ309)	2458163.46671	3:42	16.9	20.60	0.06±0.04	0.08±0.05	≥0.32	≥223	0.757	0.154	0.042	0.047	S	-
0631	237520 (2000 SP49)	2458054.26480	3:29	15.5	19.58	-0.09±0.06	-0.10±0.04	≥0.17	≥210	0.001	0.011	0.988	0.000	C	-
0632	23779 Cambier (1998 QL10)	2458164.41350	4:21	14.9	18.93	0.08±0.01	0.11±0.02	≥0.13	≥261	0.998	0.002	0.000	0.000	S	-
0633	238181 (2003 SO237)	2457690.33758	1:57	16.1	19.49	0.05±0.03	0.07±0.04	≥0.21	≥118	0.730	0.215	0.029	0.026	-	-
0634	238393 (2004 ET2)	2458050.25465	5:29	15.5	20.35	0.02±0.04	0.05±0.03	≥0.26	≥329	0.391	0.489	0.119	0.001	-	-
0635	238563 (2004 XN60)	2458166.40973	2:32	16.8	20.63	0.02±0.05	0.16±0.05	0.47±0.09	142±35	0.290	0.218	0.003	0.489	-	-
0636	239060 (2006 FV24)	2458164.41350	4:21	16.7	20.59	0.10±0.03	0.12±0.03	≥0.23	≥261	0.976	0.007	0.000	0.017	S	-
0637	24022 (1999 RA144)	2458168.40251	3:15	12.1	19.73	0.07±0.04	0.14±0.12	≥0.29	≥196	0.591	0.057	0.093	0.259	S	-
0638	240802 (2005 Y170)	2458054.26480	5:20	17.1	20.00	0.03±0.07	0.05±0.06	≥0.26	≥321	0.464	0.357	0.149	0.031	-	-
0639	240977 (2006 JP42)	2458167.40537	1:20	16.6	20.08	-0.01±0.05	0.02±0.06	0.32±0.05	161±50	0.181	0.446	0.357	0.016	-	-
0640	241203 (2007 TE27)	2458163.46671	3:42	16.6	20.91	0.08±0.04	0.11±0.05	≥0.36	≥223	0.809	0.101	0.009	0.081	S	-
0641	241303 (2007 UD98)	2458050.25465	1:49	16.1	20.79	-0.09±0.07	-0.08±0.10	≥0.35	≥109	0.012	0.193	0.791	0.004	C	-
0642	241655 (2000 HL99)	2458167.40537	1:20	16.4	20.31	-0.02±0.04	0.01±0.05	≥0.20	≥81	0.085	0.495	0.418	0.003	-	-

Table 1 continued on next page

Table 1 (continued)

No.	Object	Obs. Start (JD)	Obs. Dur. (h:mm)	H ^a (mag)	V (mag)	V-R ^b (mag)	V-I ^b (mag)	Amplitude ^c (mag)	Rot. Period ^c (min)	S-type	X-type (probability)	C-type	D-type	Tax.	Family ^d
0643	242843 (2006 DO205)	2458163.46671	3:42	12.8	20.52	0.06±0.03	0.17±0.05	≥0.29	≥223	0.549	0.041	0.001	0.409	S	-
0644	243291 (2008 DK47)	2458163.46671	3:42	15.6	19.56	-0.04±0.02	-0.04±0.02	≥0.13	≥223	0.000	0.195	0.805	0.000	C	-
0645	243607 (1998 WJ42)	2457724.38316	1:08	16.5	20.00	-0.09±0.05	-0.09±0.05	0.57±0.08	91±23	0.004	0.287	0.709	0.000	C	-
0646	244379 (2002 PK11)	2457692.38892	1:20	17.2	20.45	-0.03±0.04	0.02±0.07	≥0.19	≥80	0.060	0.555	0.353	0.031	X	-
0647	244664 (2003 HN53)	2458048.25593	5:25	17.1	21.00	0.03±0.06	0.09±0.04	≥0.37	≥326	0.447	0.444	0.022	0.087	-	-
0648	244969 (2004 BA26)	2457690.33738	1:57	16.4	19.71	0.08±0.04	0.09±0.04	≥0.51	≥118	0.871	0.099	0.004	0.025	S	-
0649	24515 (2001 BN58)	2457798.46669	0:53	14.0	19.08	0.14±0.08	0.22±0.09	≥0.35	≥53	0.807	0.013	0.001	0.179	S	-
0650	245294 (2005 CL63)	2458164.41350	4:21	16.3	19.96	0.07±0.02	0.06±0.02	≥0.22	≥261	0.941	0.058	0.001	0.000	S	-
0651	245472 (2005 NH41)	2458054.26480	4:41	16.0	20.66	0.04±0.07	0.13±0.07	≥0.36	≥282	0.472	0.239	0.022	0.267	-	-
0652	245573 (2005 UH224)	2458165.41039	5:06	16.3	21.12	-0.02±0.04	-0.03±0.06	≥0.48	≥307	0.044	0.254	0.702	0.001	C	-
0653	245989 (2006 SG255)	2458049.25597	5:24	15.7	19.94	-0.04±0.02	-0.01±0.02	≥0.19	≥325	0.000	0.411	0.589	0.000	C	-
0654	246103 (2007 ER160)	2458050.25465	5:29	15.5	19.70	-0.08±0.02	-0.07±0.02	0.23±0.05	313±57	0.000	0.025	0.975	0.000	C	-
0655	246333 (2007 TK238)	2457690.33738	1:55	15.9	19.62	-0.05±0.03	-0.05±0.04	≥0.14	≥116	0.000	0.172	0.828	0.000	C	-
0656	246358 (2007 TX331)	2458167.40537	1:20	16.0	20.55	-0.03±0.04	-0.06±0.05	0.46±0.05	161±27	0.009	0.148	0.843	0.000	C	-
0657	246866 (1356 T-2)	2457722.38400	1:47	16.2	20.50	-0.04±0.05	-0.06±0.07	≥0.29	≥107	0.025	0.219	0.754	0.001	C	-
0658	248096 (2004 RJ73)	2458166.40297	2:45	15.1	20.11	0.01±0.04	0.03±0.04	≥0.23	≥165	0.240	0.462	0.295	0.003	-	-
0659	248991 (2007 FL22)	2458166.40297	2:45	12.9	20.60	-0.04±0.11	-0.00±0.06	≥0.47	≥165	0.199	0.344	0.450	0.000	-	-
0660	24910 Haruando (1997 CK29)	2458164.41350	4:21	15.0	17.50	0.09±0.01	0.12±0.01	0.75±0.04	334±83	1.000	0.000	0.000	0.000	S	-
0661	249215 (2008 EO19)	2457692.44645	1:00	16.4	19.71	-0.06±0.04	0.05±0.05	≥0.12	≥60	0.019	0.826	0.127	0.027	X	-
0662	249513 (2010 CD41)	2458047.30736	4:10	15.5	20.87	0.04±0.04	0.06±0.04	≥0.32	≥250	0.595	0.276	0.110	0.020	S	-
0663	25038 Matebezek (1998 QK37)	2457724.34161	0:57	15.2	18.77	0.03±0.05	0.11±0.07	≥0.14	≥58	0.378	0.307	0.047	0.268	-	-
0664	25051 Vass (1998 QE53)	2457796.44027	0:33	14.5	18.89	-0.00±0.16	0.10±0.14	≥0.26	≥34	0.332	0.257	0.204	0.207	-	-
0665	250514 (2004 NA4)	2457730.42038	1:30	15.0	19.98	-0.00±0.11	0.11±0.08	≥0.24	≥90	0.341	0.394	0.065	0.200	-	-
0666	250533 (2004 PU111)	2457691.47191	1:45	15.4	19.97	-0.01±0.05	0.10±0.06	0.70±0.09	155±34	0.188	0.561	0.045	0.206	X	-
0667	250545 (2004 RY59)	2457691.42249	0:52	15.5	20.22	0.06±0.10	0.03±0.17	≥0.20	≥53	0.399	0.129	0.328	0.143	-	-
0668	250591 (2005 CN68)	2458054.26480	3:48	17.1	20.60	0.06±0.07	0.10±0.08	≥0.24	≥229	0.568	0.184	0.074	0.175	S	-
0669	250719 Jurajbary (2005 SN21)	2458166.40297	2:39	15.5	20.43	0.10±0.04	0.15±0.05	≥0.82	≥159	0.821	0.027	0.001	0.152	S	-
0670	250789 (2005 TT77)	2457690.33738	1:57	15.3	19.46	-0.02±0.03	-0.02±0.04	≥0.14	≥118	0.016	0.305	0.679	0.000	C	-
0671	250801 (2005 UD2)	2457690.33738	1:57	15.1	19.33	-0.03±0.06	0.01±0.04	≥0.09	≥118	0.131	0.479	0.390	0.000	-	-
0672	250802 (2005 UD14)	2457722.38400	1:47	16.0	20.50	0.03±0.05	0.01±0.07	≥0.26	≥107	0.351	0.241	0.383	0.025	-	-
0673	25087 Kaztaniguchi (1998 RK17)	2457691.46127	2:00	14.8	18.65	0.07±0.02	0.14±0.03	≥0.14	≥121	0.833	0.022	0.000	0.145	S	-
0674	251512 (2008 FK58)	2458054.26480	5:11	15.2	20.66	-0.16±0.14	-0.12±0.08	≥0.31	≥311	0.024	0.042	0.985	0.000	C	-
0675	251547 (2009 BA150)	2458049.25597	5:24	17.3	20.57	0.07±0.03	0.01±0.03	≥0.34	≥325	0.808	0.013	0.178	0.000	S	-
0676	251745 (1998 WK36)	2458049.25597	5:24	16.3	18.98	0.08±0.01	0.14±0.01	≥0.12	≥325	0.994	0.000	0.000	0.006	S	-
0677	251890 (1999 VE96)	2458054.26480	5:20	17.3	19.68	-0.06±0.02	-0.08±0.03	≥0.18	≥321	0.000	0.036	0.964	0.000	C	-
0678	25272 (1998 VK32)	2457801.38674	1:43	14.3	19.84	0.09±0.11	0.22±0.11	≥0.33	≥104	0.577	0.080	0.015	0.329	S	-
0679	253390 (2003 KL32)	2457691.46127	2:00	15.1	19.69	-0.04±0.04	-0.13±0.05	≥0.21	≥121	0.001	0.010	0.990	0.000	C	-
0680	253709 (2003 UU316)	2458048.25593	5:28	16.9	19.99	0.06±0.04	0.08±0.02	≥0.18	≥329	0.657	0.341	0.001	0.001	S	-
0681	253724 (2003 WC8)	2458049.25597	5:24	17.5	19.14	0.09±0.01	0.08±0.02	≥0.10	≥325	1.000	0.000	0.000	0.000	S	-
0682	25403 Carlapiazza (1999 VE31)	2458163.46671	3:42	15.1	17.83	0.06±0.01	0.08±0.02	≥0.17	≥223	0.950	0.049	0.000	0.001	S	-
0683	254143 (2004 PN61)	2458167.40537	1:20	15.5	20.64	0.07±0.04	0.12±0.06	≥0.44	≥81	0.693	0.118	0.011	0.178	S	-
0684	254201 (2004 RB66)	2458164.41350	4:21	15.4	20.89	0.02±0.04	0.01±0.05	≥0.45	≥261	0.351	0.240	0.407	0.002	-	-
0685	254221 (2004 RP94)	2457690.33738	1:57	15.4	19.84	0.08±0.04	0.11±0.09	≥0.30	≥118	0.727	0.053	0.066	0.154	S	-
0686	255009 (2005 TV25)	2457692.38892	1:20	15.9	19.70	0.03±0.03	0.06±0.04	≥0.09	≥80	0.510	0.398	0.075	0.018	S	-
0687	255425 (2005 XO71)	2457692.38892	1:20	15.5	19.61	-0.11±0.02	-0.15±0.04	≥0.13	≥80	0.000	0.000	1.000	0.000	C	-
0688	256385 (2006 YS37)	2458167.40537	1:17	15.5	20.70	0.02±0.05	0.06±0.06	0.84±0.07	155±27	0.342	0.424	0.152	0.082	-	-

Table 1 continued on next page

Table 1 (continued)

No.	Object	Obs. Start (JD)	Obs. Dur. (h:mm)	H ^a (mag)	V (mag)	V-R ^b (mag)	V-I ^b (mag)	Amplitude ^c (mag)	Rot. Period ^c (min)	S-type	X-type (probability)	C-type	D-type	Tax.	Family ^d
0689	256411 (2007 AC28)	2458163.46671	3:42	16.4	20.96	-0.02±0.09	0.03±0.07	≥0.66	≥223	0.234	0.447	0.276	0.043	-	-
0690	25647 (2000 AQ75)	2457768.50255	2:00	14.8	18.57	0.15±0.08	0.12±0.09	≥0.40	≥120	0.877	0.030	0.026	0.068	S	-
0691	25656 Bejood (2000 AF87)	2458054.26480	5:23	13.9	18.43	0.07±0.01	0.09±0.01	≥0.22	≥324	0.982	0.018	0.000	0.000	S	-
0692	256575 (2007 TP128)	2458051.27722	4:50	17.2	20.71	0.10±0.03	0.09±0.04	≥0.20	≥290	0.987	0.008	0.000	0.005	S	-
0693	25658 Boker (2000 AES8)	2457690.33738	1:05	14.5	17.61	0.07±0.02	0.13±0.04	0.14±0.04	103±37	0.843	0.039	0.000	0.119	S	-
0694	258398 (2001 XR104)	2458050.25465	5:29	17.6	20.63	0.10±0.03	0.14±0.03	≥0.34	≥329	0.932	0.005	0.000	0.062	S	-
0695	259384 (2003 JX10)	2457690.33738	1:01	15.7	20.48	-0.04±0.07	0.02±0.06	≥0.26	≥65	0.104	0.485	0.371	0.039	-	-
0696	259487 (2003 SZ221)	2458166.40297	2:45	16.9	20.94	0.11±0.07	0.08±0.06	≥0.35	≥162	0.840	0.078	0.040	0.043	-	-
0697	25987 Katherynshi (2001 F166)	2457691.46127	2:00	15.4	19.24	0.12±0.04	0.26±0.04	≥0.12	≥121	0.877	0.000	0.000	0.123	S	-
0698	260205 (2004 RK181)	2458164.41350	4:21	15.6	21.21	0.00±0.06	-0.10±0.07	≥0.37	≥261	0.046	0.050	0.904	0.000	C	-
0699	26041 (4172 T-1)	2458051.26416	5:09	15.5	19.23	-0.05±0.01	-0.10±0.02	0.87±0.04	618±127	0.000	0.000	1.000	0.000	C	-
0700	260419 (2004 XC65)	2457800.44661	0:54	15.3	19.99	0.00±0.15	0.15±0.22	≥0.26	≥54	0.327	0.158	0.219	0.297	-	-
0701	260970 (2005 SL55)	2457691.37970	1:54	16.1	20.01	-0.11±0.04	-0.14±0.05	≥0.92	≥114	0.000	0.004	0.997	0.000	C	-
0702	261150 (2005 TN79)	2457724.38316	1:08	15.6	19.45	0.00±0.03	-0.03±0.04	≥0.11	≥69	0.069	0.134	0.797	0.000	C	-
0703	261865 (2006 FF10)	2457800.44661	0:54	15.2	19.30	0.02±0.08	-0.01±0.09	≥0.17	≥54	0.297	0.213	0.458	0.033	-	-
0704	26239 (1998 QF33)	2457691.54720	1:27	14.5	17.99	0.12±0.03	0.17±0.04	≥0.11	≥87	0.972	0.000	0.000	0.028	S	-
0705	262906 (2007 CT46)	2458166.40297	2:48	15.1	19.62	0.02±0.03	0.08±0.03	0.96±0.07	242±56	0.350	0.584	0.024	0.042	X	-
0706	262914 (2007 CW54)	2458048.25593	5:28	16.6	20.99	0.07±0.04	0.12±0.04	1.07±0.10	323±53	0.744	0.133	0.003	0.120	S	-
0707	263088 (2007 TL11)	2458054.26480	5:23	17.0	19.93	0.09±0.03	-0.04±0.05	≥0.56	≥324	0.547	0.001	0.452	0.000	S	-
0708	26322 (1998 VS6)	2457802.40513	0:28	13.8	18.17	0.10±0.03	0.11±0.04	≥0.10	≥28	0.972	0.012	0.000	0.016	S	-
0709	263289 (2008 BP47)	2458165.40164	5:16	16.2	21.01	0.03±0.07	0.06±0.06	≥0.33	≥317	0.453	0.343	0.141	0.064	-	-
0710	263791 (2008 QY3)	2458047.25601	5:24	16.2	20.57	0.10±0.03	0.13±0.03	≥0.44	≥324	0.956	0.008	0.000	0.036	S	-
0711	264449 (2000 UB17)	2457724.34161	0:57	17.4	19.69	0.18±0.10	0.24±0.12	≥0.36	≥58	0.892	0.008	0.004	0.095	S	-
0712	264482 (2001 OZ30)	2458051.26416	5:09	16.9	20.24	-0.01±0.02	0.02±0.03	≥0.21	≥309	0.077	0.555	0.368	0.000	X	-
0713	264639 (2001 WB73)	2458049.25597	5:24	16.8	20.92	-0.03±0.04	-0.04±0.04	≥0.38	≥325	0.019	0.221	0.760	0.000	C	-
0714	264941 (2002 VV93)	2458053.25946	4:21	16.6	19.54	0.04±0.08	-0.09±0.07	≥0.38	≥262	0.191	0.039	0.769	0.000	C	-
0715	26507 Mikeini (2000 CC29)	2457724.38316	1:08	15.0	18.92	-0.04±0.02	-0.02±0.04	≥0.07	≥69	0.000	0.397	0.603	0.000	C	-
0716	265148 (2003 VD8)	2458164.41350	4:21	17.0	20.59	0.06±0.03	0.07±0.04	≥0.22	≥261	0.794	0.157	0.032	0.017	S	-
0717	266128 (2006 TB27)	2457691.37970	1:54	17.6	19.97	0.10±0.04	0.12±0.04	≥0.27	≥114	0.929	0.024	0.000	0.047	S	-
0718	267094 (1999 XJ131)	2457802.39604	0:41	15.2	19.43	-0.07±0.04	-0.11±0.06	≥0.14	≥41	0.000	0.056	0.943	0.000	C	-
0719	2674 Pandarus (1982 BC3)	2458164.41350	4:21	9.1	16.01	0.07±0.01	0.21±0.01	≥0.13	≥261	0.130	0.000	0.000	0.870	D	-
0720	26794 Yukionimi (1977 DG3)	2458049.25597	5:24	14.4	18.62	0.10±0.01	0.03±0.01	0.20±0.04	204±28	1.000	0.000	0.000	0.000	S	-
0721	268239 (2005 GT107)	2457691.37970	1:54	16.1	20.18	0.01±0.04	0.04±0.07	≥0.68	≥114	0.236	0.394	0.310	0.061	-	-
0722	268326 (2005 SE26)	2458164.42211	4:08	17.5	20.98	0.11±0.04	0.10±0.06	0.99±0.12	371±80	0.936	0.024	0.010	0.030	S	-
0723	268330 (2005 SX87)	2458051.27285	4:56	17.3	21.01	0.10±0.05	0.09±0.07	≥0.29	≥297	0.852	0.047	0.042	0.059	S	-
0724	268408 (2005 UO283)	2458051.27285	4:56	17.3	20.80	0.09±0.03	0.06±0.04	≥0.42	≥297	0.938	0.049	0.011	0.002	S	-
0725	268472 (2005 XK31)	2458051.26416	5:09	16.7	19.96	0.06±0.02	0.07±0.02	≥0.27	≥309	0.893	0.107	0.000	0.000	S	-
0726	269289 (2008 SY18)	2458049.25597	5:24	16.2	20.66	-0.05±0.03	-0.05±0.03	≥0.52	≥223	0.001	0.162	0.838	0.000	C	-
0727	269634 (2011 AE45)	2458163.46671	3:42	17.9	20.26	0.03±0.03	0.02±0.03	≥0.29	≥223	0.529	0.175	0.295	0.000	S	-
0728	270235 (2001 TC229)	2458167.40537	1:20	17.1	20.81	0.14±0.05	0.21±0.07	≥0.15	≥81	0.907	0.002	0.000	0.092	S	-
0729	27096 (1998 UL24)	2458054.29404	4:41	15.3	17.82	0.04±0.01	0.06±0.01	≥0.10	≥118	0.850	0.148	0.001	0.000	S	-
0730	271070 (2003 JC5)	2457690.33738	1:57	17.1	20.61	0.05±0.06	0.06±0.08	≥0.37	≥282	0.555	0.195	0.165	0.086	S	-
0731	271115 (1998 WG3)	2458167.40537	1:20	14.0	18.22	-0.04±0.02	-0.03±0.03	≥0.20	≥81	0.000	0.327	0.673	0.000	C	-
0732	271392 (2004 BQ98)	2458163.46671	3:42	17.4	20.45	0.06±0.03	0.02±0.04	≥0.27	≥223	0.696	0.070	0.233	0.001	S	-
0733	271399 (2004 CQ9)	2458164.41350	4:21	17.1	21.29	0.10±0.05	-0.04±0.09	≥0.42	≥261	0.536	0.023	0.435	0.006	S	-
0734	271521 (2004 GF49)	2458167.40537	1:17	17.0	21.01	-0.06±0.18	-0.13±0.11	≥0.21	≥77	0.131	0.071	0.795	0.002	C	-

Table 1 continued on next page

Table 1 (continued)

No.	Object	Obs. Start (JD)	Obs. Dur. (h:mm)	H ^a (mag)	V (mag)	V-R ^b (mag)	V-I ^b (mag)	Amplitude ^c (mag)	Rot. Period ^c (min)	S-type	X-type (probability)	C-type	D-type	Tax.	Family ^d
0735	271559 (2004 JV32)	2457722.38400	1:47	16.9	20.67	0.06±0.06	-0.00±0.08	≥0.32	≥107	0.457	0.124	0.396	0.023	-	-
0736	271630 (2004 PH68)	2458167.40537	1:20	16.6	20.54	0.03±0.04	0.09±0.05	≥0.22	≥81	0.414	0.426	0.039	0.120	-	-
0737	272132 (2005 MN35)	2457730.42038	1:30	17.2	19.62	0.12±0.03	0.13±0.04	≥0.11	≥90	0.985	0.003	0.000	0.012	S	-
0738	272459 (2005 UP54)	2458167.40537	1:17	16.6	20.96	0.06±0.04	0.05±0.06	≥0.20	≥77	0.668	0.162	0.135	0.035	S	-
0739	272510 (2005 UE197)	2458050.27432	5:01	16.8	20.51	0.07±0.03	0.04±0.03	≥0.36	≥301	0.853	0.070	0.077	0.000	S	-
0740	272783 (2005 YO216)	2458050.25465	5:29	16.7	20.54	0.05±0.03	0.05±0.04	≥0.26	≥329	0.785	0.140	0.073	0.002	S	-
0741	272830 (2006 AN100)	2458049.25597	5:24	16.1	20.41	0.07±0.02	0.10±0.03	≥0.24	≥325	0.874	0.097	0.000	0.029	S	-
0742	272920 (2006 BW191)	2458055.26304	5:17	16.0	20.07	0.08±0.03	0.04±0.03	≥0.44	≥318	0.923	0.033	0.044	0.000	S	-
0743	272962 (2006 CE38)	2458047.25601	5:24	16.2	21.03	0.16±0.04	0.15±0.05	≥0.36	≥324	0.992	0.000	0.000	0.007	S	-
0744	273278 (2006 QD90)	2458165.40164	5:19	17.0	21.13	0.05±0.04	-0.01±0.06	≥0.35	≥320	0.408	0.105	0.485	0.001	-	-
0745	27328 Pohlomski (2000 CW45)	2458167.40537	1:20	15.3	18.29	0.07±0.02	0.03±0.03	≥0.10	≥81	0.957	0.008	0.036	0.000	S	-
0746	273329 (2006 TS54)	2457724.38316	1:08	16.9	18.91	-0.03±0.02	-0.05±0.04	≥0.15	≥69	0.001	0.100	0.899	0.000	C	-
0747	273523 (2007 BN18)	2457690.33738	1:05	17.5	19.97	0.07±0.04	0.15±0.05	≥0.18	≥66	0.640	0.062	0.001	0.297	S	-
0748	27357 (2000 DG99)	2458050.25465	5:29	14.8	17.73	0.08±0.01	0.09±0.01	≥0.10	≥329	1.000	0.000	0.000	0.000	S	-
0749	273654 (2007 DB81)	2458050.25465	5:29	17.2	19.86	0.06±0.02	0.07±0.02	≥0.44	≥329	0.871	0.127	0.001	0.001	S	-
0750	274103 (2008 CJ195)	2458164.41350	4:21	17.8	20.19	0.08±0.02	0.12±0.03	≥0.28	439±101	0.969	0.012	0.000	0.019	S	-
0751	275166 (2009 WQ10)	2458054.26480	5:14	16.7	19.88	0.07±0.07	0.05±0.05	0.97±0.10		0.690	0.200	0.101	0.009	S	-
0752	275600 (1999 VC163)	2457691.37970	1:54	16.8	19.02	0.07±0.03	0.08±0.03	≥0.21	≥114	0.889	0.104	0.003	0.003	S	-
0753	27582 Jaclietterel (2000 UJ50)	2458054.26480	5:14	15.0	18.75	0.06±0.01	0.01±0.04	0.86±0.05	247±37	0.727	0.025	0.247	0.001	S	-
0754	2763 Jeans (1982 OG)	2458166.40297	2:54	12.2	16.85	0.09±0.01	0.04±0.02	≥0.20	≥175	1.000	0.000	0.000	0.000	S	-
0755	277504 (2005 WK151)	2458163.46671	3:42	16.8	21.00	-0.08±0.18	-0.09±0.11	≥0.75	≥223	0.136	0.119	0.738	0.006	C	-
0756	277506 (2005 WP163)	2457692.39079	1:17	15.9	20.53	-0.04±0.07	0.07±0.09	≥0.31	≥77	0.119	0.529	0.198	0.153	X	-
0757	277513 (2005 WT184)	2458050.25465	5:29	16.6	20.72	0.07±0.04	0.04±0.05	≥0.36	≥329	0.817	0.078	0.101	0.004	S	-
0758	27771 (1991 VY2)	2457798.50513	1:09	14.3	18.16	0.14±0.04	0.15±0.05	≥0.24	≥69	0.969	0.003	0.000	0.029	S	-
0759	278006 (2006 UE168)	2457690.33738	1:57	17.3	19.48	0.04±0.03	0.04±0.03	≥0.13	≥118	0.635	0.213	0.151	0.000	S	-
0760	278221 (2007 ES78)	2458048.25593	5:28	16.2	20.93	0.02±0.05	0.11±0.03	≥0.34	≥329	0.365	0.492	0.002	0.141	-	-
0761	278237 (2007 EY125)	2458050.29568	4:30	16.6	20.98	0.14±0.04	0.15±0.05	≥0.41	≥270	0.954	0.004	0.000	0.042	S	-
0762	278545 (2008 EM167)	2457691.46127	2:00	15.1	20.51	-0.05±0.09	0.05±0.08	≥0.49	≥121	0.141	0.514	0.259	0.086	X	-
0763	280298 (2003 OV26)	2458167.40537	1:20	16.5	20.96	0.10±0.04	0.11±0.06	≥0.19	≥81	0.882	0.042	0.010	0.066	S	-
0764	280371 (2003 UV7)	2458048.25593	5:28	16.2	19.98	0.05±0.05	0.13±0.02	≥0.19	≥329	0.617	0.195	0.000	0.189	S	-
0765	280573 (2004 TG55)	2457690.33738	1:55	16.4	20.00	0.12±0.04	0.17±0.04	≥0.26	≥116	0.948	0.002	0.000	0.050	S	-
0766	280893 (2005 WZ170)	2458167.40537	1:20	17.0	20.88	0.10±0.06	0.06±0.06	≥0.11	≥81	0.849	0.069	0.062	0.020	S	-
0767	281151 (2007 DY65)	2458048.25593	5:28	16.8	21.32	0.06±0.05	0.02±0.06	0.48±0.11	234±31	0.589	0.132	0.271	0.009	S	-
0768	281596 (2008 UP161)	2458055.28098	4:48	16.2	20.40	-0.19±0.09	-0.15±0.07	≥0.40	≥289	0.000	0.017	0.982	0.000	C	-
0769	281699 (2008 WX66)	2457692.38892	1:20	16.8	19.49	0.06±0.02	0.09±0.03	≥0.12	≥80	0.859	0.120	0.003	0.018	S	-
0770	281784 (2009 SH352)	2457692.44645	1:00	17.9	19.37	0.05±0.04	0.09±0.05	≥0.14	≥60	0.630	0.217	0.036	0.117	S	-
0771	282107 (2000 VW6)	2457691.38271	1:50	16.7	20.16	0.08±0.05	0.13±0.05	≥0.22	≥110	0.725	0.098	0.006	0.171	S	-
0772	282783 (2006 KM26)	2457687.38022	2:02	15.9	20.05	0.10±0.03	0.16±0.04	≥0.11	≥123	0.889	0.005	0.000	0.106	S	-
0773	282963 (2007 RO277)	2457687.46786	0:55	16.1	20.29	-0.05±0.05	-0.03±0.07	≥0.17	≥55	0.026	0.375	0.597	0.003	C	-
0774	283055 (2008 HS29)	2458164.41350	4:21	16.0	21.05	0.04±0.04	0.03±0.06	0.53±0.12	198±28	0.517	0.220	0.245	0.018	S	-
0775	283366 (2000 CW114)	2457800.27321	1:01	15.4	20.26	0.22±0.08	0.31±0.11	≥0.31	≥61	0.971	0.000	0.000	0.028	S	-
0776	284568 (2007 TH54)	2457691.37970	1:54	15.6	19.16	0.06±0.02	0.10±0.03	≥0.09	≥114	0.834	0.125	0.000	0.040	S	-
0777	28485 Dastidar (2000 CK49)	2457722.38400	1:47	14.8	18.79	-0.04±0.02	-0.08±0.03	≥0.12	≥107	0.000	0.023	0.977	0.000	C	-
0778	28493 Duncan-Lewis (2000 CC63)	2457692.44645	0:31	15.9	19.14	0.03±0.05	0.14±0.07	≥0.16	≥32	0.390	0.215	0.030	0.366	-	-
0779	284933 (2010 DX7)	2458164.41350	4:21	16.9	20.58	0.11±0.03	0.19±0.04	≥0.56	≥261	0.915	0.000	0.000	0.085	S	-
0780	284948 (2010 ET99)	2458163.46671	3:42	16.5	19.70	0.04±0.02	0.06±0.02	≥0.12	≥223	0.746	0.232	0.022	0.000	S	-

Table 1 continued on next page

Table 1 (continued)

No.	Object	Obs. Start (JD)	Obs. Dur. (h:mm)	H ^a (mag)	V (mag)	V-R ^b (mag)	V-I ^b (mag)	Amplitude ^c (mag)	Rot. Period ^c (min)	S-type	X-type (probability)	C-type	D-type	Tax.	Family ^d
0781	285103 (1995 BW7)	2458049.26469	5:09	18.3	21.01	-0.00±0.05	-0.08±0.06	≥0.37	≥309	0.051	0.070	0.879	0.000	C	-
0782	285298 (1998 TR12)	2457692.44645	1:00	17.4	19.40	-0.04±0.04	0.08±0.06	≥0.08	≥60	0.045	0.778	0.090	0.086	X	-
0783	285332 (2000 DE78)	2458166.40297	2:48	14.8	19.57	0.05±0.02	0.08±0.03	≥0.09	≥169	0.765	0.223	0.004	0.008	S	-
0784	285741 (2000 TH23)	2458054.26480	5:23	15.1	19.69	-0.02±0.03	0.01±0.03	0.96±0.06	448±127	0.043	0.477	0.480	0.000	-	-
0785	285785 (2000 WP43)	2458166.40297	2:39	15.0	21.18	0.09±0.09	0.10±0.09	≥0.37	≥159	0.677	0.131	0.066	0.126	S	-
0786	286066 (2001 SY311)	2458163.47715	3:27	16.0	20.57	0.01±0.03	0.02±0.04	≥0.24	≥208	0.245	0.403	0.351	0.002	-	-
0787	287512 (2003 BV69)	2458047.25601	5:24	16.8	20.40	0.13±0.03	0.12±0.03	1.08±0.07	311±49	0.998	0.000	0.000	0.022	S	-
0788	287620 (2003 HW13)	2457722.38400	1:47	15.1	20.03	-0.01±0.04	0.06±0.05	≥0.28	≥107	0.123	0.691	0.159	0.026	X	-
0789	288012 (2003 UZ207)	2458054.26480	5:23	17.5	20.35	-0.17±0.08	-0.05±0.05	≥0.54	≥324	0.002	0.148	0.850	0.000	C	-
0790	288079 (2003 VV5)	2457692.44645	1:00	16.8	19.82	0.10±0.05	0.23±0.06	≥0.12	≥60	0.705	0.003	0.000	0.292	S	-
0791	288259 (2003 YL137)	2457691.47338	1:43	16.2	20.09	0.07±0.04	0.19±0.06	≥0.25	≥103	0.533	0.038	0.001	0.428	S	-
0792	288858 (2004 RO217)	2458168.40251	3:15	14.9	20.38	-0.01±0.06	-0.03±0.09	≥0.51	≥196	0.131	0.245	0.603	0.022	C	-
0793	28948 Disalvo (2000 WJ34)	2457691.46127	2:00	14.8	18.44	0.07±0.03	0.12±0.04	≥0.14	≥121	0.828	0.070	0.001	0.101	S	-
0794	289660 (2005 GO123)	2458048.25593	5:28	15.7	20.63	-0.04±0.05	0.00±0.03	0.61±0.07	658±107	0.076	0.489	0.435	0.000	-	-
0795	290187 (2005 SY10)	2457691.37970	1:54	15.4	20.28	-0.07±0.08	0.02±0.06	≥0.30	≥114	0.090	0.546	0.354	0.009	X	-
0796	290447 (2005 TC133)	2457802.42659	1:45	15.5	20.14	0.06±0.04	0.08±0.04	≥0.25	≥106	0.773	0.173	0.021	0.034	S	-
0797	290525 (2005 UK44)	2458054.26480	5:20	16.4	20.40	-0.07±0.14	0.06±0.09	≥0.39	≥321	0.198	0.478	0.233	0.092	-	-
0798	290531 (2005 UN54)	2457692.38892	1:20	15.8	19.56	-0.03±0.03	-0.02±0.04	≥0.12	≥80	0.011	0.297	0.691	0.000	C	-
0799	29158 (1989 EE3)	2457802.50174	0:55	14.5	19.35	0.05±0.07	0.12±0.08	≥0.22	≥55	0.534	0.193	0.056	0.217	S	-
0800	29210 Robertbrown (1991 RB12)	2457768.50255	2:00	13.7	18.54	-0.12±0.12	-0.06±0.13	≥0.59	≥120	0.048	0.231	0.695	0.027	C	-
0801	292339 (2006 SR192)	2458163.46671	3:42	16.3	20.82	0.11±0.04	0.17±0.05	≥0.27	≥223	0.908	0.003	0.000	0.089	S	-
0802	292462 (2006 SZ373)	2458049.25597	5:24	15.7	20.91	0.02±0.04	0.05±0.04	≥0.28	≥325	0.338	0.500	0.153	0.009	-	-
0803	29273 (1993 FO32)	2457691.37970	1:54	16.4	20.25	0.04±0.06	0.09±0.07	≥0.22	≥114	0.509	0.269	0.083	0.139	S	-
0804	29295 (1993 OC13)	2457692.44645	1:00	15.9	18.86	-0.00±0.04	0.06±0.06	≥0.09	≥60	0.190	0.572	0.158	0.080	X	-
0805	292958 (2006 VY112)	2457690.33738	1:57	15.8	20.34	0.02±0.05	0.04±0.07	≥0.54	≥118	0.371	0.312	0.255	0.063	-	-
0806	293206 (2007 BK17)	2457730.42646	1:21	15.7	20.08	0.05±0.05	0.08±0.06	≥0.23	≥81	0.596	0.250	0.073	0.081	S	-
0807	293620 (2007 LP37)	2457802.39910	0:37	15.6	20.07	0.06±0.07	0.07±0.08	≥0.15	≥37	0.592	0.162	0.145	0.101	S	-
0808	29388 (1996 JD6)	2457690.33738	1:17	14.8	17.79	0.12±0.02	0.01±0.03	≥0.06	≥78	0.998	0.000	0.003	0.000	S	-
0809	294007 (2007 TL95)	2457724.34310	0:55	15.5	19.74	0.13±0.06	0.18±0.09	≥0.34	≥55	0.844	0.018	0.004	0.134	S	-
0810	294213 (2007 US2)	2458049.25597	5:24	16.3	20.48	-0.06±0.03	-0.08±0.03	≥0.38	≥325	0.000	0.037	0.963	0.000	C	-
0811	294704 (2008 BJ8)	2458049.25597	5:24	17.1	21.07	0.08±0.04	0.11±0.05	≥0.34	≥325	0.803	0.091	0.013	0.093	S	-
0812	295196 (2008 FQ107)	2457690.38513	0:48	15.2	20.16	0.04±0.09	-0.03±0.11	≥0.25	≥49	0.319	0.160	0.492	0.029	-	-
0813	295590 (2008 SR134)	2458167.40537	1:01	16.6	20.27	0.11±0.04	0.14±0.06	≥0.14	≥62	0.878	0.022	0.001	0.099	S	-
0814	295731 (2008 UO62)	2458054.26480	5:20	16.6	20.36	-0.01±0.09	-0.04±0.10	≥0.43	≥321	0.173	0.210	0.602	0.015	C	-
0815	295805 (2008 UK305)	2458166.40297	2:45	17.1	20.14	0.06±0.03	0.10±0.04	≥0.28	≥165	0.746	0.183	0.006	0.065	S	-
0816	296402 (2009 GF1)	2458050.29991	4:24	17.3	21.10	0.11±0.05	0.03±0.07	≥0.29	≥264	0.836	0.025	0.129	0.010	S	-
0817	297128 (2010 SY2)	2458164.41350	4:21	16.3	21.18	-0.02±0.10	-0.11±0.10	≥0.51	≥261	0.095	0.083	0.820	0.002	C	-
0818	298251 (2002 XD94)	2457722.38400	1:47	16.1	19.92	0.09±0.03	0.12±0.04	≥0.20	≥107	0.899	0.035	0.002	0.064	S	-
0819	298414 (2003 ST307)	2458167.40537	1:17	16.9	20.93	-0.05±0.08	0.15±0.08	0.47±0.09	76±23	0.108	0.440	0.021	0.431	-	-
0820	298665 (2004 CW57)	2457722.38400	1:47	16.1	19.27	0.02±0.02	0.06±0.03	≥0.20	≥107	0.366	0.504	0.124	0.006	X	-
0821	298690 (2004 DX64)	2458164.41350	4:21	16.4	20.71	0.07±0.03	0.08±0.04	1.21±0.10	453±96	0.852	0.116	0.013	0.020	S	-
0822	29958 (1999 JY91)	2458048.25593	5:28	13.9	19.35	0.08±0.05	0.17±0.02	1.02±0.05	357±72	0.648	0.003	0.000	0.349	S	-
0823	299602 (2006 HC71)	2457691.46127	2:00	16.9	20.21	-0.03±0.04	0.09±0.07	≥0.23	≥121	0.091	0.644	0.102	0.163	X	-
0824	299722 (2006 RP26)	2457690.33738	0:57	16.7	20.48	0.04±0.06	0.00±0.09	≥0.26	≥57	0.357	0.167	0.437	0.039	-	-
0825	301463 (2009 DX120)	2458164.41350	4:21	17.0	20.99	0.02±0.03	-0.05±0.04	≥0.30	≥261	0.116	0.040	0.844	0.000	C	-
0826	301467 (2009 DV125)	2458053.28696	3:42	15.9	14.65	0.00±0.01	0.04±0.02	0.04±0.04	352±82	0.092	0.648	0.260	0.000	X	-

Table 1 continued on next page

Table 1 (continued)

No.	Object	Obs. Start (JD)	Obs. Dur. (h:mm)	H α (mag)	V (mag)	V-R ^b (mag)	V-I ^b (mag)	Amplitude ^c (mag)	Rot. Period ^c (min)	S-type	X-type (probability)	C-type	D-type	Tax.	Family ^d
0827	301624 (2010 E12)	2458048.25593	5:28	15.4	20.56	-0.08±0.04	-0.05±0.03	≥0.32	≥329	0.000	0.114	0.886	0.000	C	-
0828	302045 (2000 SE343)	2457690.33738	1:57	15.6	19.54	0.03±0.02	0.11±0.03	0.49±0.06	235±45	0.488	0.343	0.004	0.165	-	-
0829	302220 (2001 UD227)	2457690.33738	1:57	16.2	20.60	0.08±0.07	0.04±0.08	≥1.02	≥118	0.650	0.121	0.186	0.043	S	-
0830	302227 (2001 VT93)	2458159.40909	2:07	15.8	19.45	-0.03±0.10	0.00±0.12	≥0.27	≥128	0.170	0.299	0.457	0.074	-	-
0831	302774 (2002 VS144)	2458167.40537	1:20	16.7	20.76	0.05±0.05	0.11±0.07	≥0.23	≥81	0.558	0.190	0.036	0.215	S	-
0832	30320 (2000 JP17)	2457691.46127	2:00	14.5	17.61	0.11±0.03	0.20±0.03	0.28±0.07	88±12	0.878	0.000	0.000	0.122	S	-
0833	304193 (2006 QM79)	2458167.40537	1:17	16.2	20.83	-0.04±0.06	-0.02±0.07	≥0.35	≥77	0.059	0.348	0.589	0.005	C	-
0834	304321 (2006 SS174)	2458165.40602	5:07	16.7	21.25	0.07±0.05	0.03±0.07	≥0.54	≥70	0.620	0.103	0.254	0.024	S	-
0835	304403 (2006 TA28)	2458164.41350	4:21	16.9	20.84	-0.07±0.04	-0.10±0.05	≥0.32	≥261	0.000	0.031	0.969	0.000	C	-
0836	306201 (2011 QV5)	2457722.38400	1:47	16.6	20.85	0.09±0.08	0.17±0.08	≥0.27	≥107	0.661	0.081	0.009	0.249	S	-
0837	306469 (1999 RC180)	2458054.26480	5:23	15.7	19.12	0.04±0.02	0.08±0.02	≥0.16	≥324	0.553	0.445	0.002	0.000	S	-
0838	306574 (2000 DG69)	2458051.28168	4:43	17.1	20.78	0.08±0.03	0.09±0.04	≥0.44	≥284	0.920	0.058	0.002	0.020	S	-
0839	307096 (2002 AG203)	2457730.42038	1:30	16.9	20.03	0.15±0.05	0.10±0.05	≥0.56	≥90	0.991	0.003	0.001	0.005	S	-
0840	308132 (2004 XS173)	2458166.40297	2:45	16.2	20.46	-0.04±0.04	-0.10±0.05	0.85±0.09	331±69	0.001	0.049	0.950	0.000	C	-
0841	308475 (2005 TJ36)	2457691.46127	2:00	16.0	20.39	0.09±0.06	0.08±0.08	≥0.19	≥121	0.724	0.113	0.086	0.077	S	-
0842	308562 (2005 UX346)	2457690.33738	1:57	16.1	20.10	-0.11±0.07	-0.01±0.06	≥0.22	≥118	0.017	0.428	0.553	0.002	C	-
0843	308996 (2006 UV37)	2457691.37970	1:54	15.9	20.62	0.01±0.06	0.04±0.10	≥0.34	≥114	0.253	0.315	0.307	0.125	-	-
0844	309084 (2006 VD72)	2458164.41350	4:21	17.2	21.27	-0.14±0.09	-0.12±0.08	≥0.35	≥261	0.003	0.068	0.929	0.000	C	-
0845	310073 (2010 KX81)	2458048.25593	5:28	15.7	21.20	-0.06±0.06	0.00±0.05	≥0.35	≥329	0.043	0.522	0.435	0.001	X	-
0846	3104 Durer (1982 BB1)	2458164.43087	3:56	10.7	15.49	0.21±0.01	0.25±0.01	0.26±0.03	357±81	1.000	0.000	0.000	0.000	S	-
0847	3113 Chizhevskij (1978 RO)	2458166.40297	2:54	13.2	17.01	0.08±0.01	0.06±0.02	≥0.71	≥175	0.998	0.002	0.000	0.000	S	-
0848	311495 (2005 WQ27)	2458167.40537	1:20	16.5	21.05	-0.05±0.07	-0.01±0.12	≥0.26	≥81	0.075	0.340	0.510	0.074	C	-
0849	311150 (1997 UT20)	2457724.28943	1:08	14.7	19.17	0.02±0.10	-0.05±0.05	≥0.16	≥68	0.270	0.081	0.648	0.000	C	-
0850	312041 (2007 RB209)	2458054.26480	5:07	17.5	20.29	-0.01±0.05	-0.10±0.04	≥0.24	≥308	0.009	0.013	0.978	0.000	C	-
0851	312546 (2009 FV19)	2458048.25593	5:22	17.5	21.26	-0.05±0.06	-0.03±0.05	≥0.32	≥323	0.036	0.277	0.687	0.000	C	-
0852	312907 (2011 UZ327)	2457692.44645	1:00	16.3	19.64	-0.06±0.04	-0.04±0.06	≥0.22	≥60	0.008	0.321	0.670	0.001	C	-
0853	313100 (2000 WS46)	2458167.40537	1:17	16.3	21.09	-0.09±0.05	-0.10±0.07	≥0.42	≥77	0.003	0.117	0.880	0.000	C	-
0854	313979 (2004 TN78)	2458167.40537	1:20	15.1	20.27	0.03±0.04	0.17±0.05	≥0.10	≥81	0.253	0.105	0.000	0.642	D	-
0855	314370 (2005 UZ40)	2457690.33738	1:20	16.2	20.77	0.19±0.07	0.22±0.11	≥0.30	≥81	0.946	0.003	0.003	0.048	S	-
0856	314604 (2006 BN57)	2458166.40297	2:39	15.3	20.79	0.12±0.06	0.16±0.06	≥0.32	≥159	0.867	0.015	0.001	0.117	S	-
0857	314639 (2006 JX28)	2458047.25601	5:24	16.8	20.01	0.09±0.02	-0.01±0.02	≥0.46	≥324	0.892	0.000	0.108	0.000	S	-
0858	315110 (2007 EL37)	2458164.41350	4:21	15.9	21.26	-0.11±0.06	-0.11±0.08	≥0.41	≥261	0.001	0.106	0.892	0.001	C	-
0859	315251 (2007 SJ11)	2458053.26470	4:14	17.7	19.78	-0.01±0.15	-0.04±0.10	≥0.40	≥254	0.247	0.187	0.549	0.016	C	-
0860	31580 Bridgetoei (1999 FH30)	2457691.37970	1:54	14.7	18.36	0.11±0.02	-0.05±0.02	≥0.15	≥114	0.719	0.000	0.281	0.000	S	-
0861	316113 (2009 PV16)	2458166.40297	2:42	16.0	20.88	-0.04±0.15	0.15±0.08	≥0.42	≥162	0.255	0.415	0.040	0.290	-	-
0862	317817 (2003 SO264)	2457722.38400	1:47	16.5	19.25	0.08±0.02	0.07±0.03	≥0.14	≥107	0.955	0.037	0.005	0.003	S	-
0863	318388 (2004 XE30)	2457691.37970	0:59	16.9	18.98	-0.07±0.03	-0.08±0.04	≥0.09	≥60	0.000	0.057	0.943	0.000	C	-
0864	319269 (2006 BU41)	2458163.46671	3:42	16.5	20.84	0.10±0.04	0.11±0.07	≥0.47	≥223	0.853	0.035	0.017	0.094	S	-
0865	319609 (2006 SE238)	2458051.27285	4:56	16.4	21.20	0.07±0.05	0.11±0.05	≥0.43	≥297	0.733	0.133	0.010	0.123	S	-
0866	319692 (2006 TJ105)	2457690.33738	1:57	17.5	20.51	-0.02±0.07	-0.01±0.09	≥0.27	≥118	0.152	0.332	0.486	0.029	-	-
0867	319828 (2006 VU117)	2458050.25465	4:23	16.9	20.70	0.11±0.04	0.13±0.04	≥0.33	≥263	0.939	0.013	0.000	0.048	S	-
0868	319950 (2007 BJ32)	2458163.46671	3:42	18.1	21.20	-0.12±0.15	0.06±0.11	≥0.47	≥223	0.109	0.462	0.310	0.120	-	-
0869	32017 (2000 HC77)	2458050.25465	5:29	15.5	18.52	0.08±0.01	0.08±0.01	≥0.07	≥329	0.999	0.001	0.000	0.000	S	-
0870	32080 Saanhareef (2000 JG77)	2457796.48277	0:51	14.5	18.33	0.01±0.10	0.08±0.10	≥0.54	≥52	0.351	0.324	0.147	0.178	-	-
0871	320862 (2008 FF126)	2458049.25597	5:24	17.0	20.91	0.09±0.03	0.16±0.04	≥0.36	≥325	0.813	0.012	0.000	0.175	S	-
0872	32100 (2000 KU48)	2457722.38400	1:47	15.9	19.64	-0.06±0.03	-0.06±0.04	≥0.22	≥107	0.001	0.153	0.846	0.000	C	-

Table 1 continued on next page

Table 1 (continued)

No.	Object	Obs. Start (JD)	Obs. Dur. (h:mm)	H ^a (mag)	V (mag)	V-R ^b (mag)	V-I ^b (mag)	Amplitude ^c (mag)	Rot. Period ^c (min)	S-type	X-type (probability)	D-type	Tax.	Family ^d
0873	321110 (2008 TF94)	2457691.46127	2:00	17.4	20.42	0.06±0.06	0.20±0.09	≥0.36	≥120	0.476	0.066	0.008	0.450	-
0874	322041 (2010 VN39)	2457730.42038	1:30	15.3	20.11	0.13±0.05	0.18±0.06	≥0.21	≥90	0.896	0.005	0.000	0.099	S
0875	322937 (2002 GG)	2457691.37970	1:54	17.3	20.67	0.07±0.08	-0.15±0.12	≥0.32	≥114	0.198	0.026	0.772	0.004	C
0876	322996 Ahimsayana (2000 QY10)	2458054.26480	5:23	14.7	19.20	-0.02±0.02	-0.02±0.02	≥0.30	≥324	0.000	0.128	0.872	0.000	C
0877	32510 (2001 NS)	2458165.40164	5:19	15.2	19.31	-0.07±0.01	-0.08±0.02	≥0.14	≥320	0.000	0.001	0.999	0.000	C
0878	32600 (2001 QF173)	2458054.26480	5:23	13.8	18.49	0.04±0.01	0.08±0.02	0.87±0.04	468±110	0.396	0.604	0.001	0.000	X
0879	326131 (2012 AM19)	2458165.40164	5:19	15.3	19.50	-0.07±0.01	-0.09±0.02	≥0.14	≥320	0.000	0.000	1.000	0.000	C
0880	327340 (2005 UP169)	2458051.27285	4:56	17.3	20.14	0.07±0.02	0.08±0.02	≥0.18	≥297	0.943	0.057	0.000	0.000	C
0881	327672 (2006 RO11)	2457690.33738	1:57	17.6	19.86	0.04±0.04	0.03±0.06	≥0.14	≥118	0.445	0.223	0.309	0.022	-
0882	328070 (2007 VD310)	2457690.33738	1:55	17.5	18.89	0.08±0.02	0.12±0.03	≥0.19	≥116	0.965	0.007	0.000	0.029	S
0883	328078 (2007 XR31)	2458047.25601	5:24	17.7	20.41	0.09±0.02	0.13±0.03	0.28±0.06	302±42	0.977	0.004	0.000	0.019	S
0884	329346 (2001 QW292)	2457722.38400	1:47	16.3	20.22	-0.02±0.05	-0.06±0.06	≥1.02	≥107	0.043	0.156	0.801	0.000	C
0885	329645 (2003 SK178)	2458167.40537	1:20	17.0	20.43	0.09±0.04	0.09±0.05	0.36±0.06	144±28	0.889	0.062	0.009	0.040	S
0886	32966 (1996 PE5)	2458164.41350	4:21	15.4	18.62	0.09±0.01	-0.04±0.02	0.32±0.03	210±28	0.576	0.000	0.424	0.000	S
0887	3304 Pearce (1981 EQ21)	2458164.41350	4:21	13.5	18.73	-0.08±0.01	-0.10±0.02	≥0.08	≥261	0.000	0.000	1.000	0.000	C
0888	331230 (2011 BR81)	2458047.25601	5:24	16.4	20.41	0.02±0.02	0.08±0.06	≥0.24	≥274	0.320	0.651	0.012	0.017	X
0889	33217 Bonnybasu (1998 FJ97)	2457692.38892	1:20	14.2	18.83	0.02±0.02	0.05±0.03	0.21±0.04	158±30	0.409	0.429	0.162	0.000	-
0890	33242 (1998 HR6)	2457724.39253	0:55	13.7	18.16	0.06±0.03	0.12±0.04	≥0.15	≥55	0.783	0.092	0.001	0.125	-
0891	33331 (1998 SY21)	2457690.33738	1:49	15.4	17.85	0.07±0.02	0.14±0.03	0.38±0.04	219±38	0.912	0.008	0.000	0.080	S
0892	33356 (2001 UK188)	2458164.41350	4:21	17.2	21.33	-0.01±0.07	0.06±0.07	≥0.29	≥261	0.244	0.511	0.180	0.064	X
0893	334017 (2000 WP5)	2458165.43359	4:33	16.9	21.17	0.12±0.09	0.08±0.06	≥0.37	≥270	0.804	0.116	0.034	0.046	S
0894	334707 (2003 FH45)	2457722.38400	1:47	16.7	20.66	0.06±0.07	0.01±0.09	≥0.39	≥107	0.468	0.149	0.351	0.032	-
0895	335309 (2005 QM37)	2457691.46127	1:03	16.9	19.23	0.07±0.05	0.10±0.05	≥0.11	≥64	0.770	0.114	0.017	0.099	S
0896	335351 (2005 SU64)	2458166.40297	2:42	17.2	20.95	0.11±0.08	0.01±0.08	≥0.34	≥162	0.715	0.076	0.197	0.013	S
0897	336037 (2007 VM234)	2458054.26480	5:07	16.2	20.16	-0.03±0.06	-0.04±0.05	1.04±0.11	549±137	0.059	0.215	0.726	0.000	C
0898	336131 (2008 PH11)	2457691.37970	1:54	17.3	20.06	0.08±0.04	0.09±0.04	≥0.27	≥114	0.876	0.081	0.005	0.038	S
0899	336580 (2009 SY185)	2458164.41350	4:21	17.7	20.26	0.10±0.02	0.16±0.02	≥0.24	≥270	0.974	0.000	0.000	0.026	S
0900	336826 (2011 EJ54)	2458049.26046	5:11	16.6	21.12	-0.17±0.11	-0.11±0.08	≥0.68	≥312	0.008	0.068	0.924	0.000	C
0901	337056 (1997 EA10)	2458165.40164	5:19	16.1	19.85	0.05±0.02	0.11±0.02	≥0.13	≥320	0.758	0.199	0.000	0.044	S
0902	337129 (1999 TY72)	2458163.46671	3:42	16.4	20.67	0.05±0.04	0.06±0.05	≥0.28	≥223	0.641	0.198	0.128	0.033	S
0903	337263 (2000 SZ215)	2458167.40537	1:17	17.2	21.23	0.09±0.07	0.04±0.09	≥0.24	≥77	0.673	0.082	0.200	0.045	S
0904	337275 (2000 UD77)	2457724.28943	0:41	16.9	19.73	0.04±0.05	0.00±0.11	≥0.18	≥42	0.345	0.142	0.445	0.068	-
0905	337702 (2001 TZ259)	2458164.41350	2:17	17.2	20.84	0.08±0.05	-0.12±0.05	≥0.22	≥138	0.109	0.001	0.890	0.000	C
0906	337867 (2001 WE19)	2458049.25597	5:24	16.0	20.07	-0.02±0.02	0.02±0.02	≥0.15	≥325	0.021	0.602	0.377	0.000	X
0907	337867 (2001 WE19)	2458050.25465	5:29	16.0	20.04	0.02±0.02	0.03±0.02	≥0.25	≥329	0.436	0.207	0.358	0.000	-
0908	338027 (2002 GV148)	2458163.46671	3:42	16.6	20.47	0.05±0.07	0.02±0.09	≥0.28	≥223	0.454	0.173	0.320	0.053	-
0909	338429 (2003 CB10)	2458048.25593	5:28	15.6	20.90	-0.02±0.05	0.05±0.04	≥0.45	≥329	0.162	0.727	0.107	0.004	X
0910	339018 (2004 GOR3)	2458048.25593	5:28	16.0	21.37	0.11±0.05	0.13±0.05	≥0.54	≥329	0.904	0.022	0.001	0.072	S
0911	339247 (2004 VH24)	2458167.40537	1:17	16.4	20.61	0.11±0.05	0.14±0.05	≥0.26	≥77	0.871	0.026	0.002	0.101	S
0912	339277 (2004 XS9)	2458165.42031	4:52	16.5	20.83	0.08±0.03	0.05±0.04	≥0.26	≥293	0.878	0.066	0.049	0.006	S
0913	339388 (2005 BY8)	2458166.40297	2:45	16.7	20.32	0.10±0.04	0.08±0.05	0.68±0.07	311±57	0.936	0.034	0.011	0.018	S
0914	340100 (2005 WO105)	2457724.28943	1:08	17.3	19.17	0.08±0.03	0.13±0.04	≥0.10	≥69	0.908	0.015	0.000	0.077	S
0915	340325 (2006 DB34)	2458163.46671	3:42	17.2	20.83	0.07±0.05	0.10±0.05	≥0.26	≥223	0.714	0.156	0.019	0.111	S
0916	340916 (2007 DM80)	2458163.47274	3:34	17.4	20.57	-0.01±0.10	-0.05±0.07	0.37±0.10	171±24	0.166	0.162	0.671	0.002	C
0917	341238 (2007 RQ174)	2458048.25593	5:28	16.1	20.38	0.05±0.04	0.08±0.06	≥0.29	≥329	0.625	0.223	0.054	0.097	S
0918	341369 (2007 TU95)	2458048.25593	5:28	15.8	20.82	0.06±0.03	0.13±0.03	≥0.54	≥329	0.707	0.084	0.000	0.209	S

Table 1 continued on next page

Table 1 (continued)

No.	Object	Obs. Start (JD)	Obs. Dur. (h:mm)	H α (mag)	V (mag)	V-R ^b (mag)	V-I ^b (mag)	Amplitude ^c (mag)	Rot. Period ^c (min)	S-type	X-type (probability)	C-type	D-type	Tax.	Family ^d
0919	341464 (2007 TL315)	2458055.26304	5:11	16.4	19.98	-0.05±0.03	-0.08±0.04	≥0.51	≥312	0.000	0.050	0.950	0.000	C	-
0920	3415 Danby (1928 SL)	2458164.41350	4:21	10.9	17.36	0.07±0.01	0.18±0.01	0.13±0.03	174±19	0.514	0.000	0.000	0.486	S	-
0921	341581 (2007 UN77)	2458051.27285	4:56	16.0	20.25	0.01±0.02	0.01±0.03	≥0.25	≥297	0.207	0.226	0.566	0.000	C	-
0922	341638 (2007 VN28)	2458051.27285	4:56	16.4	20.53	-0.05±0.03	-0.02±0.03	≥0.29	≥297	0.000	0.433	0.566	0.000	C	-
0923	341896 (2008 HR36)	2457722.38400	1:47	17.3	20.84	0.13±0.07	0.11±0.08	≥0.44	≥107	0.881	0.031	0.024	0.063	S	-
0924	342067 (2008 SD24)	2457691.37970	1:54	17.8	20.26	0.05±0.06	0.14±0.06	≥0.30	≥114	0.521	0.186	0.013	0.280	S	-
0925	34217 (2000 QA78)	2458163.46671	3:42	14.2	18.73	0.11±0.01	-0.11±0.02	0.28±0.04	427±93	0.927	0.000	0.973	0.000	C	-
0926	342178 (2008 SJ184)	2457691.38961	1:40	17.2	19.46	0.09±0.03	0.07±0.03	≥0.15	≥100	0.971	0.024	0.002	0.003	S	-
0927	342331 (2008 TJ111)	2458163.46671	3:42	16.8	20.85	0.04±0.04	0.04±0.05	≥0.69	≥223	0.542	0.242	0.193	0.023	S	-
0928	34391 (2000 RX67)	2458047.25601	5:24	14.4	17.65	0.07±0.01	0.08±0.01	≥0.07	≥324	0.996	0.004	0.000	0.000	S	-
0929	343999 (2011 QJ9)	2458164.41350	4:21	13.7	21.39	0.03±0.09	0.21±0.06	≥0.32	≥261	0.310	0.077	0.000	0.612	D	-
0930	344634 (2003 OW31)	2458163.46671	3:42	16.2	20.81	0.07±0.08	0.04±0.08	≥0.28	≥223	0.573	0.176	0.203	0.047	S	-
0931	344647 (2003 QT69)	2457690.33738	1:43	16.8	19.38	0.08±0.04	0.13±0.04	≥1.23	≥103	0.786	0.060	0.001	0.153	S	-
0932	344723 (2003 UD101)	2457690.33738	1:57	16.8	19.87	-0.08±0.04	-0.03±0.05	1.00±0.07	235±33	0.002	0.391	0.606	0.000	C	-
0933	34494 (2000 SE144)	2457724.34161	0:57	14.6	19.04	0.16±0.04	0.14±0.06	≥0.24	≥58	0.991	0.001	0.000	0.008	S	-
0934	344986 (2004 YT16)	2457724.38316	1:08	16.5	20.35	0.08±0.06	0.02±0.06	≥0.25	≥69	0.686	0.095	0.210	0.009	S	-
0935	345327 (2005 YZ48)	2457722.38400	1:47	17.6	20.66	0.08±0.06	0.02±0.08	≥0.40	≥107	0.647	0.097	0.232	0.025	S	-
0936	345407 (2006 BR260)	2458164.41350	4:21	13.4	21.02	0.06±0.04	0.14±0.04	0.60±0.10	272±49	0.627	0.100	0.001	0.273	S	-
0937	345714 (2006 WA73)	2458051.26860	5:02	16.4	20.68	-0.06±0.03	-0.10±0.04	≥0.31	≥303	0.000	0.013	0.987	0.000	C	-
0938	346381 (2008 SD54)	2458054.26480	4:35	16.9	20.70	-0.11±0.13	0.01±0.10	≥0.46	≥275	0.094	0.394	0.460	0.052	-	-
0939	346762 (2009 BG62)	2458167.40537	1:20	15.9	19.82	0.09±0.03	0.08±0.04	≥0.12	≥81	0.950	0.038	0.003	0.009	S	-
0940	347182 (2011 GM15)	2458054.26480	5:20	18.0	20.66	-0.09±0.07	-0.02±0.06	≥0.30	≥321	0.017	0.348	0.633	0.001	C	-
0941	347948 (2003 MW5)	2457691.54720	0:52	16.0	19.65	0.00±0.06	-0.00±0.12	≥0.13	≥52	0.162	0.253	0.489	0.096	-	-
0942	347976 (2003 SM70)	2457691.46127	2:00	16.7	20.04	0.13±0.05	0.22±0.06	≥0.33	≥121	0.827	0.002	0.000	0.171	S	-
0943	348088 (2003 WY115)	2457692.38892	1:20	16.6	19.17	0.04±0.03	0.06±0.03	≥0.13	≥80	0.608	0.331	0.055	0.006	S	-
0944	349142 (2007 KO9)	2457690.38513	0:48	16.6	19.30	0.07±0.05	0.11±0.10	≥0.48	≥49	0.619	0.102	0.081	0.198	S	-
0945	349700 (2008 XG34)	2458167.40537	0:58	17.2	21.28	0.11±0.06	0.17±0.10	≥0.18	≥59	0.762	0.034	0.019	0.184	S	-
0946	350007 (2010 GG156)	2457724.34161	0:57	16.2	20.34	0.27±0.12	0.05±0.14	≥0.68	≥58	0.918	0.009	0.061	0.012	S	-
0947	350259 (2012 TV155)	2457691.37970	1:54	17.2	20.84	0.06±0.07	0.02±0.12	≥0.33	≥114	0.456	0.116	0.344	0.084	-	-
0948	351100 (2003 UZ251)	2457692.38892	1:20	16.3	19.08	0.04±0.02	0.08±0.03	≥0.31	≥80	0.614	0.361	0.013	0.012	S	-
0949	351427 (2005 GN80)	2458166.40297	2:35	16.3	20.88	0.06±0.11	0.10±0.10	≥0.39	≥156	0.518	0.208	0.109	0.164	S	-
0950	352068 (2006 WL94)	2457690.33738	1:57	16.4	20.64	0.01±0.07	-0.11±0.11	≥0.37	≥118	0.117	0.078	0.797	0.008	C	-
0951	352331 (2007 UY139)	2457691.47191	1:45	15.9	20.50	0.10±0.08	0.12±0.09	≥0.27	≥105	0.739	0.082	0.036	0.142	S	-
0952	352607 (2008 EX92)	2457691.37970	1:54	15.4	20.48	-0.06±0.07	-0.07±0.08	≥0.45	≥114	0.024	0.193	0.779	0.003	C	-
0953	353063 (2009 DJ69)	2458164.41350	4:21	16.8	20.81	-0.02±0.03	-0.04±0.04	≥0.27	≥261	0.011	0.157	0.832	0.000	C	-
0954	353075 (2009 DO94)	2457691.50828	0:52	16.4	20.30	-0.10±0.11	-0.06±0.10	≥0.30	≥53	0.053	0.215	0.724	0.008	C	-
0955	353504 (2011 SK90)	2457724.38316	1:08	16.2	20.19	0.09±0.06	0.17±0.07	≥0.37	≥69	0.701	0.053	0.004	0.242	S	-
0956	35380 (1997 WJ21)	2458055.26304	5:17	15.0	19.30	0.08±0.02	0.10±0.02	0.35±0.05	242±36	0.991	0.009	0.000	0.000	S	-
0957	353843 (2012 VD35)	2458051.27285	4:56	15.9	20.68	0.07±0.03	0.09±0.03	≥0.20	≥297	0.881	0.094	0.002	0.024	S	-
0958	35528 (1998 FC69)	2458055.26304	5:17	14.8	18.65	0.08±0.01	0.11±0.01	0.38±0.04	236±34	0.999	0.001	0.000	0.000	S	-
0959	35555 Miyasaka (1931 TC1)	2458053.25946	4:21	13.0	15.91	0.10±0.01	0.15±0.01	≥0.04	≥262	1.000	0.000	0.000	0.000	S	-
0960	355710 (2008 FA108)	2457692.38892	1:20	15.4	20.43	0.11±0.04	0.24±0.05	≥0.14	≥80	0.780	0.001	0.000	0.220	S	-
0961	35581 (1998 HD40)	2458050.25874	5:23	14.6	19.52	0.07±0.02	0.10±0.02	≥0.18	≥324	0.964	0.036	0.000	0.000	S	-
0962	356954 (2012 WF23)	2458164.41350	4:21	16.6	21.26	0.09±0.05	0.05±0.06	≥0.47	≥261	0.844	0.056	0.087	0.013	S	-
0963	357081 (2001 SG37)	2458047.25601	5:24	17.6	19.61	0.02±0.01	0.02±0.02	0.17±0.04	155±14	0.394	0.154	0.452	0.000	-	-
0964	357178 (2002 EV59)	2458165.40164	5:19	16.2	20.63	0.04±0.03	0.06±0.03	≥0.73	≥320	0.607	0.336	0.055	0.003	S	-

Table 1 continued on next page

Table 1 (continued)

No.	Object	Obs. Start (JD)	Obs. Dur. (h:mm)	H ^a (mag)	V (mag)	V-R ^b (mag)	V-I ^b (mag)	Amplitude ^c (mag)	Rot. Period ^c (min)	S-type	X-type (probability)	C-type	D-type	Tax.	Family ^d
0965	35787 (1999 JY22)	2458053.25946	4:21	14.8	18.79	0.12±0.02	0.17±0.02	0.53±0.04	184±25	0.999	0.000	0.000	0.001	S	-
0966	357901 (2005 VT40)	2457692.44645	1:00	16.0	20.24	0.05±0.06	0.06±0.06	≥0.19	≥60	0.525	0.222	0.177	0.076	S	-
0967	358426 (2007 DC8)	2457692.44645	1:00	15.3	20.03	-0.03±0.06	-0.04±0.08	≥0.14	≥60	0.055	0.228	0.177	0.076	C	-
0968	35903 (1999 JY88)	2458048.25593	5:28	13.8	16.74	0.07±0.04	0.14±0.01	0.33±0.04	286±48	0.809	0.054	0.000	0.137	S	-
0969	359760 (2011 UW102)	2457692.38892	0:35	15.8	18.99	0.02±0.03	0.10±0.05	≥0.04	≥35	0.336	0.439	0.040	0.185	-	-
0970	36033 Visegefi (1999 OC1)	2457730.42038	1:30	14.8	19.70	-0.02±0.05	-0.01±0.05	≥0.47	≥90	0.107	0.326	0.567	0.001	C	-
0971	3606 Pohlola (1939 SF)	2457800.44661	0:54	12.2	17.22	0.09±0.04	0.17±0.06	≥0.12	≥54	0.769	0.016	0.000	0.215	S	-
0972	36085 (1999 RT85)	2457800.27020	1:03	13.8	19.26	0.06±0.05	0.03±0.12	≥0.11	≥64	0.478	0.109	0.331	0.082	-	-
0973	361482 (2007 DP86)	2458163.46671	3:42	16.1	20.40	-0.04±0.03	-0.08±0.04	≥0.26	≥223	0.000	0.027	0.973	0.000	C	-
0974	361653 (2007 TX330)	2457802.39604	0:41	17.6	20.04	-0.00±0.06	0.08±0.06	≥0.33	≥41	0.260	0.510	0.112	0.118	X	-
0975	362810 (2011 YG27)	2457691.46127	2:00	15.9	20.44	0.15±0.07	0.21±0.07	≥0.42	≥121	0.883	0.007	0.001	0.110	S	-
0976	363562 (2003 YQ12)	2457802.50174	0:55	17.2	20.30	0.07±0.11	0.02±0.12	≥0.29	≥55	0.485	0.157	0.282	0.075	-	-
0977	36551 (2000 QR101)	2458047.25601	5:24	13.6	18.86	-0.01±0.01	0.03±0.02	0.21±0.05	381±105	0.034	0.746	0.220	0.000	X	-
0978	366279 (2013 AD91)	2457692.44645	1:00	16.8	19.56	0.06±0.05	0.19±0.06	≥0.15	≥60	0.439	0.046	0.001	0.514	D	-
0979	367464 (2009 BW172)	2458049.25597	5:24	17.5	20.87	0.03±0.07	0.13±0.05	≥0.42	≥325	0.458	0.288	0.007	0.247	-	-
0980	36778 (2000 SU1)	2457800.44661	0:54	14.1	18.57	0.08±0.05	0.23±0.07	≥0.14	≥54	0.526	0.017	0.000	0.457	S	-
0981	367909 (2012 BU58)	2458047.25601	5:24	17.3	20.65	0.05±0.03	-0.03±0.04	≥0.28	≥324	0.356	0.018	0.626	0.000	C	-
0982	368884 (2006 SL55)	2458047.25601	5:24	16.8	19.02	-0.07±0.01	-0.05±0.02	≥0.21	≥324	0.000	0.045	0.955	0.000	C	-
0983	3695 Fiala (1973 UU4)	2458166.40297	2:54	13.9	18.31	-0.06±0.02	-0.10±0.02	≥0.10	≥175	0.000	0.000	1.000	0.000	C	-
0984	370353 (2002 RK277)	2458054.26480	3:58	17.7	20.40	0.09±0.07	0.14±0.06	≥0.32	≥238	0.711	0.092	0.004	0.193	S	-
0985	37042 (2000 UN25)	2457802.50174	0:55	15.0	18.59	0.09±0.03	0.14±0.04	≥0.20	≥55	0.903	0.014	0.000	0.082	S	-
0986	370677 (2004 EK62)	2458054.26480	5:11	17.5	20.89	-0.16±0.18	0.14±0.11	≥0.54	≥311	0.118	0.479	0.169	0.234	-	-
0987	371012 (2005 UT16)	2458054.26480	5:17	17.3	20.45	-0.06±0.10	-0.13±0.08	≥0.67	≥317	0.027	0.043	0.931	0.000	C	-
0988	37123 (2000 VW10)	2457691.37970	1:54	14.5	18.79	-0.06±0.02	-0.10±0.03	≥0.21	≥114	0.000	0.005	0.995	0.000	C	-
0989	37230 (2000 WA147)	2457800.27020	1:07	14.2	19.64	-0.02±0.13	0.05±0.16	≥0.55	≥68	0.224	0.246	0.350	0.180	-	-
0990	37295 (2001 BB46)	2457800.27020	1:07	14.4	19.14	0.03±0.04	0.09±0.09	≥0.61	≥68	0.379	0.225	0.168	0.229	-	-
0991	373600 (2002 CA217)	2458047.25601	5:24	17.3	20.53	-0.01±0.03	-0.01±0.04	1.01±0.09	367±70	0.056	0.343	0.601	0.000	C	-
0992	374460 (2005 XU43)	2458049.26469	5:12	17.5	21.02	0.10±0.04	0.10±0.05	0.46±0.09	121±10	0.912	0.040	0.007	0.041	S	-
0993	374984 (2007 ED38)	2458054.26480	4:15	16.7	20.35	0.01±0.10	0.07±0.09	≥0.40	≥255	0.353	0.362	0.176	0.108	-	-
0994	376273 (2011 FG44)	2458051.27722	4:50	16.9	20.48	0.06±0.03	0.07±0.03	≥0.41	≥290	0.817	0.171	0.011	0.001	S	-
0995	376453 (2012 HY63)	2458049.25597	5:24	17.1	20.24	0.06±0.02	0.08±0.02	≥0.21	≥325	0.823	0.174	0.001	0.002	S	-
0996	377041 (2002 TU1)	2458055.26304	5:17	17.2	19.53	-0.00±0.06	0.02±0.04	≥0.21	≥318	0.272	0.443	0.285	0.000	-	-
0997	377477 (2005 BV33)	2458163.46671	3:42	18.2	21.04	0.02±0.05	0.01±0.07	≥0.29	≥223	0.319	0.254	0.406	0.020	-	-
0998	377641 (2005 UH64)	2458049.25597	5:24	17.3	20.76	-0.01±0.03	-0.01±0.04	≥0.26	≥325	0.048	0.289	0.663	0.000	C	-
0999	37771 (1997 GQ22)	2457724.28943	1:08	13.4	18.35	-0.04±0.02	0.04±0.03	≥0.08	≥68	0.002	0.926	0.072	0.000	X	-
1000	377844 (2006 BR169)	2458163.46671	3:42	13.9	21.40	-0.06±0.10	0.29±0.11	≥0.50	≥223	0.106	0.128	0.006	0.760	D	-
1001	377932 (2006 GM32)	2458049.25597	5:24	16.5	20.94	-0.04±0.04	-0.09±0.04	≥0.40	≥325	0.001	0.044	0.956	0.000	C	-
1002	378281 (2007 EM89)	2458047.25601	5:24	16.5	20.59	0.08±0.03	0.11±0.03	≥0.37	≥324	0.901	0.068	0.000	0.031	S	-
1003	379382 (2009 XP12)	2458049.25597	5:24	17.2	20.82	0.06±0.03	0.08±0.04	0.44±0.09	381±79	0.812	0.139	0.017	0.033	S	-
1004	379643 (2011 ET6)	2458166.40973	2:29	18.5	20.85	0.06±0.11	0.20±0.08	≥0.33	≥149	0.490	0.100	0.003	0.407	-	-
1005	379657 (2011 EN42)	2458047.25601	5:24	16.8	20.59	0.09±0.03	0.12±0.03	≥0.53	≥324	0.936	0.024	0.000	0.040	S	-
1006	379842 (2011 UK178)	2457690.33758	1:57	16.4	19.48	-0.05±0.03	-0.00±0.03	≥0.27	≥118	0.001	0.627	0.372	0.000	X	-
1007	380088 (2013 SU51)	2458165.47763	3:30	17.9	21.14	0.14±0.05	0.12±0.07	≥0.33	≥210	0.951	0.011	0.005	0.034	S	-
1008	380149 (1999 VK79)	2458054.26480	5:11	16.6	20.01	0.02±0.09	0.08±0.07	≥0.37	≥311	0.390	0.408	0.090	0.112	-	-
1009	380435 (2003 SZ86)	2458054.26480	5:23	15.9	19.69	0.04±0.03	0.09±0.03	≥0.29	≥324	0.571	0.402	0.007	0.020	S	-
1010	380600 (2004 SV40)	2458054.26480	5:23	16.4	18.94	0.03±0.01	0.03±0.02	≥0.15	≥324	0.644	0.141	0.215	0.000	S	-

Table 1 continued on next page

Table 1 (continued)

No.	Object	Obs. Start (JD)	Obs. Dur. (h:mm)	H α (mag)	V (mag)	V-R ^b (mag)	V-I ^b (mag)	Amplitude ^c (mag)	Rot. Period ^c (min)	S-type	X-type (probability)	C-type	D-type	Tax.	Family ^d
1011	380601 (2004 SD54)	2458050.25465	5:29	16.2	20.07	0.15±0.02	0.12±0.02	0.30±0.06	523±114	1.000	0.000	0.000	0.000	S	-
1012	380911 (2006 DA217)	2458049.25597	5:24	16.4	19.75	-0.07±0.01	-0.09±0.02	≥0.22	≥225	0.000	0.001	0.999	0.000	C	-
1013	381363 (2008 EZ21)	2458166.40297	2:45	17.6	20.12	0.04±0.03	0.07±0.04	≥0.38	≥165	0.620	0.305	0.054	0.020	S	-
1014	381503 (2008 SC125)	2458054.26480	5:20	16.3	20.53	-0.08±0.11	-0.00±0.07	0.65±0.12	409±108	0.117	0.376	0.495	0.012	-	-
1015	382293 (1999 RK85)	2458163.46671	3:42	14.6	19.36	0.06±0.02	0.08±0.02	≥0.15	≥223	0.917	0.081	0.000	0.002	S	-
1016	383393 (2006 TE30)	2457692.44645	1:00	17.9	19.66	0.02±0.04	-0.00±0.06	≥0.19	≥60	0.267	0.215	0.514	0.004	C	-
1017	383418 (2006 UZ226)	2457692.38892	1:20	17.9	19.44	0.11±0.04	0.16±0.05	≥0.14	≥80	0.867	0.011	0.000	0.123	S	-
1018	3836 Lem. (1979 SR9)	2457692.44645	1:00	13.8	16.76	0.09±0.04	0.22±0.05	≥0.03	≥60	0.591	0.003	0.000	0.407	S	-
1019	38381 (1999 RV175)	2457722.38400	1:47	15.2	19.43	0.05±0.03	0.09±0.04	≥0.34	≥107	0.686	0.240	0.019	0.055	S	-
1020	384685 (2011 GV32)	2457692.39079	1:17	17.1	20.85	0.04±0.07	0.18±0.09	≥0.28	≥77	0.416	0.132	0.015	0.436	-	-
1021	38473 (1999 TA85)	2458164.41350	4:21	15.6	19.82	0.07±0.02	0.10±0.02	≥0.41	≥261	0.943	0.052	0.000	0.005	S	-
1022	385059 (2012 UK47)	2458051.27285	4:56	16.3	20.80	0.01±0.05	0.00±0.04	≥0.23	≥297	0.260	0.273	0.466	0.000	C	-
1023	385177 (2013 WB12)	2458053.25946	4:18	16.8	18.67	-0.05±0.02	-0.05±0.02	≥0.15	≥259	0.000	0.094	0.906	0.000	C	-
1024	385354 (2002 PM80)	2458167.40537	1:20	16.6	21.19	0.09±0.07	0.11±0.09	≥0.28	≥81	0.677	0.105	0.065	0.153	S	-
1025	38550 (1999 VS53)	2457692.44645	1:00	13.5	18.40	-0.10±0.04	-0.04±0.05	≥0.08	≥60	0.001	0.313	0.686	0.000	C	-
1026	387468 (2013 XL13)	2458049.25597	5:24	17.2	20.66	0.05±0.03	0.07±0.03	0.35±0.08	213±31	0.650	0.325	0.015	0.010	S	-
1027	387534 (2000 GX118)	2457722.38400	1:47	18.0	20.23	0.08±0.04	0.07±0.05	≥0.26	≥107	0.848	0.075	0.046	0.031	S	-
1028	387540 (2000 UV63)	2458167.40537	1:17	17.2	21.06	0.05±0.07	0.09±0.08	≥0.27	≥77	0.533	0.224	0.101	0.142	S	-
1029	387577 (2001 TU142)	2458049.25597	5:01	16.0	20.38	-0.05±0.02	-0.02±0.03	0.42±0.06	243±47	0.000	0.480	0.520	0.000	C	-
1030	387903 (2004 VJ88)	2458164.41350	4:21	17.4	21.20	0.06±0.06	0.06±0.07	≥0.43	≥261	0.627	0.167	0.142	0.064	S	-
1031	388074 (2005 UQ47)	2457690.33738	1:57	17.3	19.77	0.04±0.04	0.04±0.06	≥0.26	≥118	0.503	0.211	0.262	0.025	S	-
1032	388285 (2006 SQ22)	2458047.25601	5:24	16.0	20.24	-0.04±0.02	-0.07±0.03	0.45±0.06	649±118	0.000	0.019	0.981	0.000	C	-
1033	389088 (2008 XG8)	2457687.38022	3:03	16.3	19.59	0.07±0.02	0.09±0.03	≥0.24	≥183	0.921	0.072	0.000	0.006	S	-
1034	389237 (2009 ED22)	2458048.26028	5:22	15.8	20.87	-0.14±0.04	-0.21±0.05	≥0.46	≥323	0.000	0.000	1.000	0.000	C	-
1035	389237 (2009 ED22)	2458049.25597	5:24	15.8	20.90	-0.07±0.03	-0.12±0.04	≥0.34	≥325	0.000	0.011	0.990	0.000	C	-
1036	389750 (2011 SY154)	2457692.38892	1:20	16.5	20.33	0.10±0.04	0.14±0.05	≥0.20	≥80	0.890	0.020	0.001	0.089	S	-
1037	389966 (2012 TZ200)	2457691.37970	1:52	16.9	20.56	0.08±0.10	-0.05±0.10	≥0.25	≥103	0.441	0.087	0.459	0.013	-	-
1038	390260 (2012 XU131)	2457722.38400	1:47	16.7	20.27	0.07±0.05	0.09±0.07	≥0.54	≥117	0.728	0.118	0.047	0.107	S	-
1039	39032 (2000 UJ76)	2457692.44645	1:00	15.4	19.35	-0.08±0.04	0.00±0.06	≥0.07	≥60	0.008	0.576	0.414	0.002	X	-
1040	390385 (2013 WG47)	2458049.26046	5:18	16.8	21.04	0.04±0.04	0.03±0.05	≥0.45	≥318	0.553	0.200	0.241	0.006	S	-
1041	39141 (2000 WN77)	2458051.26003	5:15	15.0	19.24	-0.06±0.04	-0.07±0.02	0.14±0.04	211±30	0.000	0.004	0.996	0.000	C	-
1042	391578 (2000 TF322)	2457692.44645	1:00	16.9	19.61	0.06±0.04	0.05±0.05	≥0.11	≥60	0.681	0.171	0.120	0.027	S	-
1043	391927 (2008 UH296)	2458163.46671	3:42	17.7	21.09	-0.01±0.09	-0.03±0.10	≥0.30	≥223	0.197	0.227	0.553	0.024	C	-
1044	391985 (2008 YH9)	2457691.46735	1:51	17.1	21.00	0.13±0.10	0.18±0.15	≥0.67	≥112	0.750	0.043	0.051	0.156	S	-
1045	392122 (2009 FE38)	2457691.37970	1:54	16.6	20.70	0.03±0.12	-0.01±0.12	≥0.27	≥114	0.345	0.193	0.401	0.061	-	-
1046	39257 (2000 YJ122)	2458166.40297	2:54	14.8	19.15	0.12±0.02	0.14±0.06	0.18±0.04	140±41	0.986	0.000	0.000	0.014	S	-
1047	393073 (2013 AB91)	2458164.41350	4:21	16.3	20.54	0.07±0.03	0.06±0.03	0.33±0.08	202±32	0.886	0.091	0.021	0.003	S	-
1048	39351 (2002 AB122)	2458047.25601	5:24	15.6	17.79	0.08±0.01	0.09±0.01	0.70±0.03	575±119	1.000	0.000	0.000	0.000	S	-
1049	39351 (2002 AB122)	2458048.25593	5:28	15.6	17.80	0.08±0.04	0.11±0.01	0.68±0.04	582±126	0.887	0.110	0.000	0.003	S	-
1050	393594 (2003 UV64)	2457690.42183	2:21	16.5	19.25	0.07±0.03	0.07±0.04	≥0.29	≥142	0.852	0.108	0.028	0.013	S	-
1051	393749 (2005 EL167)	2457692.38892	1:20	17.7	20.55	-0.06±0.05	-0.03±0.06	≥0.14	≥80	0.010	0.356	0.631	0.002	C	-
1052	394458 (4198 T-3)	2457765.28694	1:01	13.8	19.44	-0.07±0.06	-0.10±0.07	≥0.22	≥62	0.006	0.078	0.916	0.000	C	-
1053	395057 (2009 FK3)	2457722.39284	1:34	16.7	20.98	0.10±0.09	-0.01±0.11	≥0.31	≥94	0.568	0.074	0.331	0.027	S	-
1054	395083 (2009 HX83)	2457691.37970	1:54	15.7	20.27	0.01±0.05	0.08±0.06	≥0.40	≥114	0.334	0.479	0.090	0.098	-	-
1055	396026 (2013 CG7)	2457724.38626	1:04	16.3	20.12	-0.04±0.05	0.03±0.05	≥0.15	≥64	0.083	0.618	0.287	0.012	X	-
1056	396079 (2013 CH85)	2458164.41350	4:21	17.0	21.15	-0.09±0.05	-0.06±0.08	0.58±0.12	234±43	0.003	0.279	0.715	0.003	C	-

Table 1 continued on next page

Table 1 (continued)

No.	Object	Obs. Start (JD)	Obs. Dur. (h:mm)	H ^a (mag)	V (mag)	V-R ^b (mag)	V-I ^b (mag)	Amplitude ^c (mag)	Rot. Period ^c (min)	S-type	X-type (probability)	C-type	D-type	Tax.	Family ^d
1057	397009 (2005 TQ27)	2457690.42183	2:19	15.5	19.97	0.03±0.04	0.03±0.05	≥0.27	≥139	0.409	0.289	0.292	0.011	-	-
1058	397999 Hadano (1997 UO1)	2458168.40251	3:22	15.1	18.70	0.04±0.03	0.09±0.03	0.12±0.04	203±89	0.559	0.387	0.011	0.042	S	-
1059	398190 (2010 LW82)	2457690.33738	1:57	15.7	19.87	-0.09±0.07	-0.05±0.05	≥0.31	≥118	0.008	0.187	0.805	0.000	C	-
1060	398418 (2011 SR266)	2458164.41350	4:21	17.0	20.90	0.03±0.04	-0.03±0.06	≥0.89	≥261	0.245	0.112	0.642	0.001	C	-
1061	398709 (2012 XL53)	2457722.38400	1:47	17.2	20.35	0.10±0.05	0.09±0.06	≥0.41	≥107	0.864	0.050	0.029	0.057	S	-
1062	398723 (2012 XT114)	2457724.39556	0:50	16.9	19.33	-0.01±0.03	-0.05±0.04	≥0.27	≥51	0.021	0.118	0.861	0.000	C	-
1063	39917 (1998 FV48)	2457802.42659	1:45	15.4	18.45	-0.01±0.02	0.03±0.04	0.18±0.04	170±36	0.041	0.568	0.389	0.002	X	-
1064	40061 (1998 KQ48)	2458164.41350	4:21	14.3	17.70	0.07±0.01	0.09±0.01	0.22±0.04	156±16	0.991	0.009	0.000	0.000	S	-
1065	40068 (1998 KS54)	2457690.42183	2:21	14.7	18.72	0.10±0.03	0.13±0.03	≥0.15	≥142	0.959	0.009	0.000	0.033	S	-
1066	401316 (2013 AU6)	2457691.54720	1:27	16.0	20.45	0.09±0.06	0.04±0.08	≥0.25	≥87	0.732	0.065	0.169	0.035	S	-
1067	402005 (2003 QV34)	2458166.40297	2:45	15.2	20.70	-0.02±0.06	-0.01±0.05	≥0.35	≥165	0.125	0.341	0.533	0.001	C	-
1068	402785 (2007 DZ2)	2458164.41350	4:21	15.2	19.50	-0.05±0.02	-0.05±0.02	0.79±0.05	522±97	0.000	0.103	0.897	0.000	C	-
1069	402995 (2007 VC199)	2457692.39380	1:12	16.8	20.59	0.08±0.05	0.09±0.06	≥0.19	≥73	0.803	0.101	0.034	0.062	S	-
1070	403677 (2010 UB31)	2458167.40537	1:14	16.4	20.72	-0.08±0.04	-0.09±0.06	≥0.26	≥74	0.001	0.115	0.884	0.000	C	-
1071	40390 (1999 NR51)	2458168.40251	3:15	14.5	19.31	0.03±0.03	0.00±0.04	0.29±0.05	186±92	0.371	0.111	0.518	0.000	C	-
1072	406274 (2007 EB84)	2458163.46671	3:42	16.3	20.24	-0.07±0.03	-0.13±0.04	≥0.18	≥223	0.000	0.002	0.998	0.000	C	-
1073	40775 Katalina (1999 TO20)	2458054.26480	5:23	14.7	18.46	-0.00±0.01	0.02±0.01	≥0.13	≥324	0.029	0.408	0.563	0.000	C	-
1074	40844 (1999 TS101)	2458165.40164	5:19	14.8	19.50	0.10±0.01	0.16±0.02	≥0.29	≥20	0.996	0.000	0.000	0.000	S	-
1075	40867 (1999 TD118)	2458163.46671	3:42	14.6	19.52	0.07±0.02	0.06±0.10	≥0.13	≥223	0.734	0.011	0.164	0.092	S	-
1076	40914 (1999 TH155)	2458050.25465	5:29	14.9	18.46	0.07±0.01	0.10±0.01	0.13±0.04	659±123	0.999	0.001	0.000	0.000	S	-
1077	41009 (1999 UG15)	2457691.46127	2:00	13.9	18.95	-0.01±0.03	0.05±0.04	≥0.17	≥121	0.100	0.722	0.173	0.005	X	-
1078	41037 (1999 US51)	2457692.44645	1:00	15.3	19.17	0.03±0.05	0.04±0.09	≥0.19	≥60	0.371	0.201	0.325	0.103	-	-
1079	4105 Tria (1989 EK)	2458055.41939	1:32	12.8	16.80	-0.04±0.02	-0.03±0.02	≥0.12	≥93	0.000	0.233	0.766	0.000	C	-
1080	41487 (2000 QL64)	2457802.50174	0:55	15.5	19.83	0.15±0.08	0.12±0.10	≥0.46	≥55	0.886	0.024	0.025	0.065	S	-
1081	416516 (2003 YC112)	2458050.25465	5:26	17.5	20.32	0.04±0.03	0.04±0.03	≥0.28	≥327	0.652	0.190	0.158	0.000	S	-
1082	417981 (2007 TP216)	2458053.26470	4:10	17.3	19.63	0.07±0.12	-0.06±0.07	≥0.33	≥251	0.392	0.069	0.537	0.002	C	-
1083	419662 (2010 TV102)	2458049.25597	5:24	17.6	20.52	0.04±0.05	-0.00±0.04	0.82±0.08	449±105	0.407	0.134	0.459	0.000	-	-
1084	41986 Fort Bend (2000 YR29)	2458050.25465	5:29	14.6	19.21	0.03±0.01	0.04±0.01	≥0.10	≥329	0.801	0.090	0.109	0.000	S	-
1085	4202 Minitti (1985 CB2)	2457802.50174	0:55	11.7	17.31	0.03±0.02	0.15±0.04	0.42±0.04	111±19	0.339	0.164	0.000	0.497	-	-
1086	420380 (2012 BA140)	2458050.25465	2:26	18.1	20.55	0.09±0.04	-0.02±0.06	≥0.38	≥147	0.607	0.025	0.367	0.001	S	-
1087	42047 (2000 YV105)	2457800.27020	1:07	13.8	19.23	0.09±0.04	0.15±0.05	≥0.10	≥68	0.823	0.024	0.001	0.152	S	-
1088	42055 (2000 YB112)	2458164.41350	4:21	15.2	18.88	0.11±0.01	0.15±0.02	0.41±0.04	497±90	1.000	0.000	0.000	0.000	S	-
1089	42070 (2000 YM136)	2457690.33738	1:57	13.9	18.23	0.06±0.02	0.21±0.03	≥0.18	≥118	0.213	0.000	0.000	0.787	D	-
1090	420798 (2013 HW5)	2458047.25601	5:24	17.6	21.00	0.15±0.04	0.21±0.04	≥0.26	≥324	0.975	0.000	0.000	0.025	S	-
1091	42245 (2001 FB88)	2457722.38979	1:38	14.0	17.02	-0.04±0.02	-0.03±0.03	≥0.07	≥99	0.000	0.297	0.703	0.000	C	-
1092	422865 (2002 PY105)	2457691.37970	1:50	17.6	20.75	0.13±0.08	0.05±0.12	≥0.45	≥111	0.741	0.046	0.160	0.053	S	-
1093	423877 (2006 RP65)	2458049.25597	5:24	17.9	20.33	0.02±0.02	0.06±0.03	≥0.17	≥325	0.365	0.508	0.121	0.006	X	-
1094	425237 (2009 WL10)	2458049.36234	2:51	16.9	20.11	0.05±0.02	0.05±0.03	≥0.23	≥172	0.788	0.148	0.062	0.002	S	-
1095	425284 (2009 WR190)	2458050.27432	4:58	17.0	20.83	0.12±0.04	0.15±0.05	0.65±0.10	317±53	0.932	0.006	0.000	0.062	S	-
1096	425343 (2010 BX3)	2458048.25593	5:28	15.8	20.14	0.01±0.04	0.04±0.02	≥0.27	≥329	0.354	0.505	0.141	0.000	X	-
1097	425556 (2010 RY125)	2458051.31730	3:52	18.0	20.68	-0.07±0.04	-0.12±0.02	≥0.25	≥233	0.000	0.007	0.993	0.000	C	-
1098	425639 (2010 VU164)	2458049.25597	5:24	17.2	20.23	0.06±0.02	-0.02±0.04	1.00±0.08	311±55	0.505	0.001	0.494	0.000	S	-
1099	425928 (2011 GY39)	2458047.25601	5:24	16.9	20.85	0.08±0.04	0.11±0.05	0.41±0.09	134±9	0.831	0.068	0.005	0.096	S	-
1100	425991 (2011 HX84)	2458048.25593	5:28	16.4	20.77	0.04±0.04	0.08±0.03	≥0.86	≥329	0.597	0.371	0.017	0.015	S	-
1101	42756 (1998 SA63)	2457730.42038	1:30	14.3	19.26	-0.02±0.04	-0.00±0.05	≥0.39	≥90	0.060	0.440	0.500	0.000	-	-
1102	42777 (1998 UY30)	2458163.46671	3:42	13.9	19.47	0.04±0.02	0.15±0.02	≥0.29	≥223	0.519	0.043	0.000	0.438	S	-

Table 1 continued on next page

Table 1 (continued)

No.	Object	Obs. Start (JD)	Obs. Dur. (h:mm)	H α (mag)	V (mag)	V-R ^b (mag)	V-I ^b (mag)	Amplitude ^c (mag)	Rot. Period ^c (min)	S-type	X-type (probability)	C-type	D-type	Tax.	Family ^d
1103	428779 (2008 SP226)	2458048.25593	3:38	17.1	21.06	0.00±0.09	0.07±0.06	≥0.37	≥219	0.350	0.461	0.113	0.076	-	-
1104	42894 (1999 RM181)	2458163.46671	3:42	15.5	18.32	0.07±0.01	0.08±0.02	≥0.08	≥223	0.959	0.041	0.000	0.000	S	-
1105	429310 (2010 DW91)	2458047.25601	5:24	16.2	20.66	0.06±0.03	0.05±0.03	≥0.33	≥324	0.780	0.157	0.062	0.002	S	-
1106	429578 (2011 EC14)	2458048.25593	5:28	16.0	19.99	-0.05±0.04	-0.02±0.02	≥0.18	≥329	0.004	0.350	0.646	0.000	C	-
1107	429944 (2012 UZ4)	2458048.26028	5:22	16.4	21.39	-0.12±0.08	-0.06±0.07	≥0.51	≥323	0.009	0.205	0.785	0.001	C	-
1108	430902 (2005 SW49)	2457691.37970	1:54	17.5	20.73	0.16±0.09	0.06±0.17	≥0.40	≥114	0.773	0.022	0.154	0.051	S	-
1109	432570 (2010 NK37)	2458047.25601	3:05	16.0	20.14	-0.06±0.06	-0.00±0.03	≥0.15	≥186	0.050	0.488	0.462	0.000	-	-
1110	433318 (2013 QC3)	2458055.26304	5:11	17.7	20.01	-0.05±0.03	-0.09±0.04	≥0.24	≥312	0.000	0.010	0.990	0.000	C	-
1111	433436 (2013 TE112)	2458164.41350	4:21	17.7	20.71	-0.05±0.03	-0.09±0.04	≥0.30	≥261	0.000	0.032	0.968	0.000	C	-
1112	434126 (2002 QP56)	2458164.41350	4:21	18.0	20.58	0.00±0.03	-0.01±0.04	≥0.26	≥261	0.130	0.220	0.650	0.000	C	-
1113	434178 (2002 US27)	2457692.38892	1:20	18.1	19.31	0.04±0.02	0.03±0.03	≥0.22	≥80	0.710	0.093	0.196	0.000	S	-
1114	434403 (2005 GG131)	2458164.41350	4:21	18.1	20.86	0.02±0.06	0.05±0.05	≥0.35	≥261	0.417	0.395	0.159	0.030	-	-
1115	434463 (2005 QO40)	2458168.40251	1:24	17.5	16.31	0.05±0.03	0.18±0.03	≥0.11	≥84	0.330	0.012	0.000	0.658	D	-
1116	434552 (2005 TU98)	2457724.28943	1:08	17.0	19.87	0.12±0.04	0.14±0.07	≥0.29	≥68	0.924	0.010	0.003	0.063	S	-
1117	43568 (2001 FV134)	2457801.38674	1:43	13.1	18.21	0.03±0.04	0.14±0.04	≥0.08	≥104	0.385	0.247	0.002	0.366	-	-
1118	436136 (2009 UC26)	2457690.38513	0:48	17.8	19.47	0.05±0.05	0.03±0.07	≥0.21	≥49	0.538	0.167	0.256	0.039	S	-
1119	439009 (2011 AT22)	2458164.41350	4:21	17.3	20.34	0.14±0.03	0.11±0.03	≥0.14	≥261	1.000	0.000	0.000	0.000	S	-
1120	439278 (2012 UH64)	2458166.40297	2:42	17.2	20.69	-0.10±0.09	0.06±0.08	≥0.36	≥162	0.063	0.647	0.206	0.085	X	-
1121	439591 (2014 DA123)	2458163.46671	3:42	16.8	20.86	-0.01±0.04	0.01±0.06	≥0.32	≥223	0.111	0.444	0.434	0.011	-	-
1122	439671 (2014 HH169)	2457691.46127	2:00	15.8	20.68	0.03±0.10	0.04±0.12	≥0.42	≥121	0.369	0.220	0.301	0.110	-	-
1123	439902 (2000 WR45)	2457724.34310	0:55	16.2	19.64	0.10±0.06	0.05±0.07	≥0.26	≥55	0.795	0.078	0.103	0.024	S	-
1124	441002 (2007 DS53)	2458166.40297	2:45	18.0	21.24	0.18±0.11	0.17±0.09	≥0.64	≥165	0.851	0.035	0.008	0.106	S	-
1125	44108 (1998 HT4)	2457724.28943	1:08	14.5	18.48	0.12±0.02	0.20±0.03	0.15±0.04	135±29	0.968	0.000	0.000	0.032	S	-
1126	44175 (1998 KH13)	2458055.27192	5:01	15.7	19.86	0.10±0.03	0.12±0.03	≥0.22	≥302	0.975	0.008	0.000	0.017	S	-
1127	441838 (2009 VJ5)	2458163.46671	3:42	17.4	20.44	-0.06±0.03	-0.11±0.04	≥0.24	≥223	0.000	0.016	0.984	0.000	C	-
1128	442529 (2011 WT121)	2458167.40537	1:20	16.6	20.78	-0.05±0.05	-0.09±0.06	≥0.15	≥81	0.004	0.089	0.907	0.000	C	-
1129	443269 (2014 ET18)	2457691.46127	2:00	16.8	20.25	-0.04±0.06	-0.01±0.07	≥0.50	≥121	0.073	0.387	0.533	0.007	C	-
1130	443565 (2014 KX31)	2457722.38400	1:47	16.4	20.80	0.03±0.07	0.02±0.09	≥0.59	≥107	0.368	0.232	0.339	0.062	-	-
1131	44440 (1998 UM15)	2458047.25601	5:24	15.3	18.02	0.07±0.01	0.09±0.01	0.31±0.04	167±16	0.996	0.004	0.000	0.000	S	-
1132	44576 (1999 GJ10)	2457724.36139	0:29	14.9	20.31	0.14±0.12	0.13±0.22	≥0.25	≥29	0.678	0.046	0.151	0.125	S	-
1133	44669 (1999 RC182)	2457692.44645	1:00	15.7	19.17	0.06±0.04	0.12±0.05	≥0.49	≥60	0.657	0.139	0.007	0.197	S	-
1134	4469 Urthing (1978 FS4)	2458168.40251	3:18	13.7	18.58	0.07±0.03	0.14±0.04	0.22±0.04	264±85	0.734	0.038	0.000	0.228	S	-
1135	44906 (1999 VF23)	2458166.40297	2:54	15.1	18.20	0.11±0.02	0.19±0.02	≥0.10	≥175	0.994	0.000	0.000	0.006	S	-
1136	44959 (1999 VL82)	2457692.38892	1:20	16.3	18.79	0.05±0.02	0.07±0.03	≥0.09	≥80	0.780	0.201	0.015	0.005	S	-
1137	449627 (2014 KQ6)	2457692.38892	1:20	16.2	20.21	-0.00±0.04	-0.01±0.04	≥0.15	≥80	0.101	0.251	0.648	0.000	C	-
1138	45005 (1999 VR198)	2457690.48064	0:52	15.9	19.49	0.05±0.07	0.08±0.06	≥0.22	≥53	0.559	0.232	0.089	0.120	S	-
1139	452202 (2015 RV192)	2458164.41350	4:21	15.3	21.04	0.02±0.05	0.02±0.07	≥0.50	≥261	0.346	0.255	0.383	0.016	-	-
1140	453445 (2009 RK5)	2458163.46671	3:42	15.2	20.72	-0.07±0.08	-0.08±0.08	≥0.28	≥223	0.025	0.131	0.844	0.001	C	-
1141	454814 (2015 RH99)	2458164.41350	4:21	15.5	20.49	-0.03±0.03	-0.07±0.04	≥0.40	≥261	0.001	0.044	0.956	0.000	C	-
1142	454836 (2015 RY213)	2458163.47274	3:34	15.7	20.75	0.03±0.07	0.03±0.05	≥0.39	≥214	0.465	0.313	0.218	0.004	-	-
1143	45598 (2000 CN120)	2458164.41350	4:21	14.8	19.53	0.09±0.01	0.13±0.02	≥0.12	≥261	0.997	0.000	0.000	0.003	S	-
1144	45704 (2000 FZ19)	2457691.54720	0:52	14.4	18.14	0.13±0.04	0.13±0.10	≥0.15	≥52	0.945	0.003	0.021	0.032	S	-
1145	457154 (2008 FW136)	2457802.39311	0:45	16.2	19.51	0.04±0.05	0.09±0.05	≥0.29	≥46	0.510	0.358	0.030	0.102	S	-
1146	45746 (2000 JW14)	2458047.25601	5:24	13.9	18.64	-0.00±0.01	0.02±0.02	0.22±0.05	140±11	0.038	0.548	0.413	0.000	X	-
1147	45813 (2000 QA45)	2457728.50413	0:37	15.3	19.50	-0.04±0.08	-0.01±0.08	≥0.16	≥38	0.106	0.351	0.530	0.012	C	-
1148	45843 (2000 RL73)	2458053.25946	4:21	16.1	19.48	0.13±0.03	-0.09±0.06	≥0.57	≥262	0.459	0.000	0.541	0.000	C	-

Table 1 continued on next page

Table 1 (continued)

No.	Object	Obs. Start (JD)	Obs. Dur. (h:mm)	H ^a (mag)	V (mag)	V-R ^b (mag)	V-I ^b (mag)	Amplitude ^c (mag)	Rot. Period ^c (min)	S-type	X-type (probability)	C-type	D-type	Tax.	Family ^d
1149	46045 (2001 DU68)	2457691.49049	1:18	14.1	18.97	-0.02±0.04	-0.00±0.05	≥0.25	≥79	0.072	0.415	0.512	0.001	C	-
1150	46118 (2001 FL34)	2458168.40251	3:18	15.3	18.09	0.09±0.02	0.11±0.03	≥0.07	≥199	0.981	0.006	0.000	0.013	S	-
1151	461651 (2005 GM11)	2458048.25593	5:28	17.3	21.40	-0.04±0.08	-0.01±0.07	≥0.51	≥239	0.102	0.374	0.518	0.005	C	-
1152	46184 (2001 FM120)	2458164.41350	4:21	15.3	19.39	-0.03±0.02	-0.04±0.02	≥0.12	≥261	0.000	0.075	0.925	0.000	C	-
1153	4647 Snuji (1931 TU1)	2458166.40297	2:54	12.8	18.50	-0.04±0.02	-0.05±0.02	≥0.08	≥175	0.000	0.070	0.930	0.000	C	-
1154	465074 (2006 SP356)	2458050.25465	5:29	17.6	19.98	0.10±0.02	0.14±0.02	≥0.17	≥329	0.993	0.000	0.000	0.007	S	-
1155	466052 (2011 PX4)	2458047.26030	5:18	15.9	20.11	-0.04±0.02	0.01±0.03	≥0.17	≥318	0.002	0.738	0.260	0.000	X	-
1156	46699 (1997 CL26)	2458049.25597	4:33	14.9	19.28	0.10±0.01	0.17±0.02	≥0.25	≥274	0.993	0.000	0.000	0.007	S	-
1157	46709 (1997 GU6)	2458054.26480	5:23	14.8	18.21	-0.01±0.01	0.01±0.01	≥0.13	≥324	0.000	0.305	0.694	0.000	C	-
1158	467520 (2007 GA10)	2458048.25593	5:28	16.0	19.89	0.07±0.04	0.14±0.02	≥0.20	≥329	0.777	0.063	0.000	0.160	S	-
1159	469088 (2015 BM346)	2458047.25601	5:24	16.4	20.76	-0.01±0.04	0.02±0.04	≥0.36	≥324	0.163	0.503	0.333	0.002	X	-
1160	469125 (2015 EG2)	2458047.25601	3:18	16.3	20.32	0.09±0.03	0.14±0.04	≥0.14	≥198	0.882	0.020	0.000	0.098	S	-
1161	469143 (2015 FA165)	2458048.26461	5:13	16.4	21.34	-0.15±0.06	-0.22±0.07	≥0.38	≥313	0.000	0.020	0.998	0.000	C	-
1162	469800 (2005 SZ23)	2457691.37970	0:59	16.2	19.55	0.00±0.05	0.07±0.05	≥0.23	≥60	0.259	0.607	0.089	0.044	X	-
1163	470181 (2006 UX335)	2457691.37970	1:54	16.8	20.57	0.01±0.07	0.14±0.08	≥0.45	≥114	0.299	0.307	0.037	0.356	-	-
1164	471271 (2011 FZ6)	2458049.25597	5:24	16.6	20.68	-0.03±0.03	-0.02±0.03	≥0.25	≥325	0.011	0.353	0.637	0.000	C	-
1165	471746 (2012 UL58)	2457691.37970	1:54	17.4	20.28	-0.08±0.05	-0.14±0.06	≥0.31	≥114	0.001	0.021	0.978	0.000	C	-
1166	472283 (2014 WK4)	2458048.25593	5:28	17.7	21.32	0.04±0.05	-0.14±0.06	≥0.51	≥329	0.025	0.002	0.973	0.000	C	-
1167	473825 (2016 EO116)	2458048.25593	5:28	18.3	21.28	-0.04±0.06	-0.04±0.06	≥0.34	≥329	0.057	0.206	0.737	0.000	C	-
1168	474106 (2016 LZ23)	2458047.25601	5:24	16.5	20.71	-0.01±0.03	-0.03±0.04	≥0.32	≥324	0.045	0.175	0.780	0.000	C	-
1169	474310 (2002 AN50)	2458163.46671	3:42	16.9	20.99	-0.03±0.04	-0.10±0.06	0.56±0.11	446±86	0.006	0.050	0.945	0.000	C	-
1170	474966 (2005 TD59)	2457692.38892	1:20	16.3	20.59	-0.02±0.05	0.02±0.06	≥0.24	≥80	0.135	0.485	0.359	0.021	-	-
1171	474969 (2005 TH63)	2457691.37970	1:54	18.0	20.59	-0.13±0.13	-0.04±0.11	≥0.33	≥114	0.060	0.283	0.638	0.019	C	-
1172	475078 (2005 UZ156)	2457690.33738	1:57	16.3	20.43	-0.06±0.05	-0.10±0.07	≥1.01	≥118	0.003	0.079	0.918	0.000	C	-
1173	475202 (2005 VU10)	2457722.38400	1:47	18.2	20.34	0.07±0.05	0.06±0.07	≥0.23	≥107	0.689	0.135	0.119	0.057	S	-
1174	475224 (2005 VC98)	2457690.33738	1:55	16.3	20.53	-0.02±0.06	0.03±0.08	≥0.50	≥116	0.123	0.479	0.343	0.055	-	-
1175	475746 (2006 WN102)	2458168.40251	1:30	18.8	17.00	-0.06±0.02	-0.03±0.03	≥0.04	≥91	0.000	0.386	0.614	0.000	C	-
1176	475989 (2007 PZ42)	2457687.38022	2:02	16.8	20.21	0.11±0.04	0.17±0.04	≥0.26	≥123	0.859	0.008	0.000	0.134	S	-
1177	475993 (2007 RF)	2458163.46671	3:42	16.9	20.24	-0.08±0.03	-0.04±0.04	≥0.21	≥223	0.000	0.246	0.754	0.000	C	-
1178	476265 (2007 VO142)	2457692.38892	1:20	16.8	20.43	-0.07±0.04	0.01±0.06	≥0.23	≥80	0.007	0.628	0.358	0.007	X	-
1179	476873 (2008 VR23)	2457691.46127	2:00	17.4	20.52	0.18±0.06	0.18±0.07	≥0.37	≥121	0.975	0.001	0.000	0.023	S	-
1180	476919 (2008 WK83)	2457722.38400	1:47	17.2	19.06	-0.05±0.02	-0.06±0.03	≥0.15	≥107	0.000	0.112	0.888	0.000	C	-
1181	477075 (2009 BT78)	2458166.40297	2:42	16.5	20.10	0.05±0.04	0.08±0.04	≥0.20	≥162	0.640	0.305	0.029	0.026	S	-
1182	477114 (2009 BR183)	2457691.54720	0:52	16.4	20.06	-0.01±0.07	0.15±0.14	≥0.17	≥52	0.182	0.251	0.126	0.442	-	-
1183	47715 (2000 DG25)	2457728.49022	0:57	14.8	19.66	0.23±0.07	0.29±0.08	≥0.24	≥58	0.980	0.000	0.000	0.020	S	-
1184	477653 (2010 NH45)	2457691.46127	2:00	16.2	20.61	-0.08±0.10	-0.02±0.11	≥0.52	≥121	0.073	0.324	0.569	0.034	C	-
1185	477667 (2010 OG15)	2457690.42183	2:19	15.7	19.90	0.02±0.05	0.10±0.06	≥0.40	≥139	0.343	0.425	0.059	0.173	-	-
1186	477779 (2011 BQ26)	2458163.46671	3:42	17.9	20.80	-0.05±0.07	-0.12±0.07	≥0.36	≥223	0.008	0.040	0.953	0.000	C	-
1187	478336 (2011 WM120)	2457687.38022	3:03	16.6	19.77	0.08±0.02	0.19±0.03	≥0.30	≥183	0.721	0.000	0.000	0.279	S	-
1188	478515 (2012 SR46)	2457692.38892	1:20	17.9	19.84	0.01±0.03	0.01±0.04	≥0.14	≥80	0.197	0.332	0.470	0.001	-	-
1189	478664 (2012 TV257)	2457724.38316	1:08	17.5	20.16	-0.01±0.05	0.10±0.10	≥0.25	≥69	0.164	0.392	0.138	0.306	-	-
1190	478869 (2012 VA91)	2457724.38316	1:08	17.5	20.41	0.00±0.06	0.04±0.07	≥0.18	≥69	0.259	0.412	0.263	0.067	-	-
1191	479445 (2013 YE114)	2458163.46671	3:42	17.9	20.79	0.06±0.06	0.05±0.07	≥0.38	≥223	0.609	0.191	0.161	0.038	S	-
1192	479941 (2014 HV150)	2457692.38892	1:20	16.3	20.43	-0.10±0.04	-0.09±0.06	≥0.19	≥80	0.000	0.100	0.899	0.000	C	-
1193	480288 (2015 HK145)	2458167.40537	1:17	18.0	20.79	0.05±0.06	0.06±0.07	≥0.30	≥77	0.577	0.228	0.137	0.058	S	-
1194	480702 (2015 PX173)	2457691.46127	2:00	15.8	20.61	0.01±0.09	0.06±0.11	≥0.41	≥121	0.323	0.278	0.251	0.148	-	-

Table 1 continued on next page

Table 1 (continued)

No.	Object	Obs. Start (JD)	Obs. Dur. (h:mm)	H α (mag)	V (mag)	V-R ^b (mag)	V-I ^b (mag)	Amplitude ^c (mag)	Rot. Period ^c (min)	S-type	X-type (probability)	C-type	D-type	Tax.	Family ^d
1195	480959 (2003 UZ3)	2457692.38892	1:20	17.5	20.71	0.06±0.05	0.09±0.07	≥0.21	≥80	0.621	0.175	0.079	0.126	S	-
1196	480963 (2003 UH90)	2457724.38316	1:08	17.3	19.89	-0.03±0.05	-0.01±0.06	≥0.26	≥69	0.060	0.418	0.520	0.003	C	-
1197	480983 (2003 YL26)	2457802.39604	0:41	16.7	19.84	0.01±0.05	-0.02±0.06	≥0.12	≥41	0.174	0.194	0.628	0.004	C	-
1198	481056 (2005 LH31)	2457802.39604	0:41	16.6	20.37	0.05±0.07	0.12±0.08	≥0.24	≥41	0.509	0.208	0.042	0.241	S	-
1199	481180 (2005 UX279)	2457722.38400	1:47	16.6	20.54	0.07±0.06	0.00±0.08	≥0.37	≥107	0.561	0.083	0.338	0.018	S	-
1200	481505 (2007 EN64)	2458167.40537	1:20	16.6	20.93	0.00±0.05	0.11±0.06	≥0.17	≥81	0.257	0.446	0.054	0.243	-	-
1201	48158 (2001 GM9)	2457722.38400	1:47	14.4	18.89	-0.10±0.02	-0.13±0.03	≥0.13	≥107	0.000	0.000	1.000	0.000	C	-
1202	48159 Saint-Veran (2001 HY)	2457692.44645	1:00	14.9	18.52	0.04±0.04	0.14±0.04	≥0.13	≥60	0.473	0.170	0.002	0.355	-	-
1203	481590 (2007 TJ169)	2457722.38400	1:47	16.9	19.80	-0.08±0.03	-0.15±0.05	≥0.25	≥107	0.000	0.003	0.997	0.000	C	-
1204	481606 (2007 TA406)	2457692.44645	1:00	16.5	20.08	0.03±0.07	0.06±0.13	≥0.22	≥60	0.344	0.195	0.286	0.175	-	-
1205	482590 (2012 XP94)	2457690.42183	2:19	16.7	20.46	0.17±0.07	0.20±0.08	≥0.46	≥139	0.920	0.005	0.001	0.074	S	-
1206	48291 (2002 QJ1)	2457724.38316	1:08	15.8	19.38	0.08±0.03	0.04±0.04	≥0.09	≥69	0.899	0.045	0.055	0.001	S	-
1207	48371 (1173 T-3)	2457802.39311	0:45	15.0	19.28	0.02±0.03	0.06±0.04	≥0.11	≥46	0.414	0.441	0.129	0.016	-	-
1208	4838 Billmclaughlin (1989 NJ)	2457802.39910	0:37	13.0	16.45	-0.00±0.02	0.03±0.03	≥0.04	≥37	0.089	0.529	0.382	0.000	X	-
1209	485219 (2010 UJ99)	2457730.42038	1:30	15.7	19.49	0.09±0.04	0.13±0.04	≥0.19	≥90	0.872	0.031	0.001	0.097	S	-
1210	48538 (1993 RP15)	2458164.41350	4:21	15.1	20.40	0.01±0.03	0.08±0.03	≥0.28	≥261	0.199	0.741	0.039	0.021	X	-
1211	486013 (2012 RZ16)	2458166.40297	2:42	16.8	21.00	0.18±0.10	-0.14±0.14	≥0.34	≥162	0.501	0.008	0.488	0.003	S	-
1212	488306 (2016 UH69)	2457692.39079	1:17	17.0	20.52	0.10±0.05	0.20±0.06	≥0.14	≥77	0.705	0.011	0.000	0.284	S	-
1213	488318 (2016 UA90)	2457692.38892	1:20	17.9	19.92	0.05±0.03	0.07±0.04	≥0.17	≥80	0.699	0.226	0.043	0.032	S	-
1214	489341 (2006 UN24)	2458054.26480	4:55	15.8	20.50	0.01±0.10	-0.06±0.08	≥0.33	≥295	0.211	0.122	0.664	0.003	C	-
1215	48954 (1998 QD21)	2458054.26480	5:23	14.9	18.53	0.08±0.01	0.11±0.02	≥0.13	≥324	0.999	0.001	0.000	0.000	S	-
1216	48969 (1998 QT38)	2458167.40537	1:20	15.5	19.34	0.08±0.02	0.14±0.03	0.35±0.04	161±23	0.885	0.017	0.000	0.098	S	-
1217	49005 (1998 QN62)	2457691.37970	1:54	14.8	18.25	0.06±0.02	0.05±0.02	≥0.39	≥114	0.947	0.042	0.011	0.000	S	-
1218	490184 (2008 UD285)	2458047.25601	5:24	16.8	20.73	-0.06±0.03	-0.09±0.04	≥0.33	≥324	0.000	0.029	0.971	0.000	C	-
1219	490355 (2009 FQ28)	2458054.26480	5:20	15.8	20.57	-0.15±0.07	0.03±0.07	≥0.56	≥321	0.002	0.610	0.374	0.013	X	-
1220	491691 (2012 US69)	2458049.25597	5:18	16.7	21.19	-0.03±0.07	-0.05±0.07	≥0.40	≥318	0.073	0.207	0.718	0.003	C	-
1221	491723 (2012 UY162)	2458047.25601	5:24	15.9	21.01	0.03±0.06	0.01±0.07	≥0.42	≥324	0.387	0.208	0.387	0.018	-	-
1222	492348 (2014 HS12)	2457692.38892	1:20	16.8	19.95	-0.00±0.03	0.01±0.04	≥0.23	≥80	0.133	0.366	0.501	0.000	C	-
1223	492397 (2014 JS31)	2458165.40602	5:13	17.1	21.27	-0.04±0.08	-0.12±0.11	≥0.70	≥313	0.042	0.102	0.851	0.004	C	-
1224	49263 (1998 TJ36)	2457801.38674	1:43	15.1	20.23	0.02±0.18	-0.15±0.23	≥1.40	≥104	0.227	0.091	0.631	0.052	C	-
1225	494294 (2016 RP29)	2457690.33738	1:57	16.4	20.25	-0.09±0.04	-0.02±0.06	≥0.42	≥118	0.001	0.450	0.548	0.001	C	-
1226	494411 (2016 BV69)	2457692.38892	1:20	17.0	20.02	0.02±0.04	0.06±0.05	≥0.32	≥80	0.350	0.474	0.143	0.033	-	-
1227	495018 (2010 RA136)	2458048.25593	5:28	17.5	20.24	0.01±0.04	-0.04±0.02	0.58±0.06	497±124	0.085	0.037	0.877	0.000	C	-
1228	496850 (1999 UK12)	2458050.25874	5:23	18.2	20.21	0.07±0.05	0.06±0.04	≥0.36	≥324	0.791	0.150	0.049	0.009	S	-
1229	497939 (2006 WS96)	2458049.25597	5:24	17.9	20.34	-0.03±0.02	-0.02±0.03	≥0.19	≥325	0.003	0.297	0.700	0.000	C	-
1230	498059 (2007 RA70)	2458048.25593	5:28	18.2	20.69	-0.03±0.04	-0.00±0.03	≥0.39	≥329	0.041	0.468	0.491	0.000	-	-
1231	498133 (2007 TU39)	2458051.27285	4:56	17.3	21.15	-0.04±0.05	-0.04±0.05	≥0.37	≥297	0.027	0.231	0.742	0.000	C	-
1232	498333 (2007 VH232)	2458051.28597	4:37	17.3	20.81	-0.07±0.04	-0.11±0.04	≥0.31	≥278	0.000	0.013	0.986	0.000	C	-
1233	498657 (2008 SN112)	2458049.25597	5:24	17.0	20.84	-0.06±0.03	-0.08±0.04	≥0.29	≥325	0.000	0.057	0.943	0.000	C	-
1234	498806 (2008 UQ285)	2458047.25601	5:24	16.8	20.68	-0.07±0.05	-0.07±0.04	0.96±0.11	429±101	0.002	0.073	0.926	0.000	C	-
1235	499279 (2009 VV70)	2458054.26480	5:20	17.4	20.02	-0.08±0.07	-0.01±0.03	≥0.31	≥321	0.040	0.434	0.526	0.000	C	-
1236	499685 (2010 WA16)	2458050.25465	5:29	17.8	20.40	0.07±0.03	0.04±0.03	≥0.30	≥329	0.914	0.045	0.041	0.001	S	-
1237	500055 (2011 UG147)	2458048.25593	5:28	15.8	21.03	-0.08±0.05	0.00±0.04	≥0.44	≥329	0.021	0.588	0.391	0.000	X	-
1238	500599 (2012 UX118)	2458051.28597	4:37	16.8	21.09	0.02±0.09	0.06±0.07	≥0.24	≥278	0.405	0.368	0.168	0.059	-	-
1239	501246 (2013 VC16)	2458054.26480	5:23	17.2	20.10	-0.05±0.05	-0.02±0.04	≥0.30	≥324	0.033	0.396	0.572	0.000	C	-
1240	501491 (2014 CM17)	2458048.25593	5:28	16.3	21.19	-0.05±0.05	-0.09±0.04	≥0.32	≥329	0.003	0.043	0.954	0.000	C	-

Table 1 continued on next page

Table 1 (continued)

No.	Object	Obs. Start (JD)	Obs. Dur. (h:mm)	H ^a (mag)	V (mag)	V-R ^b (mag)	V-I ^b (mag)	Amplitude ^c (mag)	Rot. Period ^c (min)	S-type	X-type (probability)	C-type	D-type	Tax.	Family ^d
1241	502099 (2015 AB262)	2458054.26480	5:20	17.4	20.58	0.02±0.07	-0.15±0.09	≥0.48	≥321	0.074	0.025	0.901	0.000	C	-
1242	502500 (2015 BD405)	2458054.26480	4:48	18.1	20.64	-0.12±0.10	-0.03±0.10	≥0.46	≥289	0.028	0.320	0.638	0.014	C	-
1243	502743 (2015 DU44)	2458047.25601	5:24	16.9	20.67	-0.02±0.03	-0.04±0.04	≥0.28	≥324	0.008	0.190	0.802	0.000	C	-
1244	502784 (2015 DQ97)	2458048.25593	5:28	16.5	20.62	0.02±0.05	0.08±0.04	0.68±0.07	551±123	0.416	0.519	0.036	0.028	X	-
1245	502815 (2015 DP121)	2458048.25593	5:22	16.1	21.35	-0.09±0.08	-0.13±0.08	≥0.39	≥323	0.007	0.055	0.938	0.000	C	-
1246	502837 (2015 DB153)	2458050.25874	5:23	16.9	20.96	0.02±0.04	-0.04±0.05	≥0.34	≥324	0.145	0.103	0.753	0.000	C	-
1247	503059 (2015 FT174)	2458047.25601	5:24	16.7	21.12	0.08±0.04	0.10±0.05	≥0.39	≥324	0.793	0.103	0.015	0.090	S	-
1248	503139 (2015 GP115)	2458054.26480	5:07	16.2	20.71	0.02±0.10	0.07±0.08	≥0.34	≥308	0.404	0.337	0.150	0.109	-	-
1249	503529 (2016 FG20)	2458048.25593	5:28	17.2	20.23	-0.05±0.04	0.01±0.02	0.48±0.06	177±17	0.023	0.754	0.223	0.000	X	-
1250	503785 (2016 UW67)	2457724.38316	1:08	16.1	20.37	-0.05±0.06	-0.03±0.07	≥0.71	≥69	0.032	0.335	0.628	0.005	C	-
1251	504127 (2006 RN79)	2458055.28554	4:39	18.4	20.59	0.01±0.06	0.07±0.06	≥0.45	≥279	0.351	0.440	0.113	0.096	-	-
1252	505666 (2014 UL32)	2458051.27285	4:56	18.7	21.22	0.04±0.11	-0.07±0.10	≥0.38	≥297	0.299	0.111	0.580	0.010	C	-
1253	505830 (2015 BL496)	2458055.28998	4:32	17.4	20.40	0.01±0.07	0.04±0.09	≥0.35	≥273	0.320	0.326	0.287	0.068	-	-
1254	50606 (2000 ES55)	2457692.44645	1:00	15.2	19.12	0.06±0.04	0.12±0.05	≥0.05	≥60	0.700	0.124	0.011	0.165	S	-
1255	508096 (2015 DU131)	2458051.28168	4:43	17.2	20.81	0.02±0.04	0.08±0.04	≥0.30	≥284	0.401	0.538	0.031	0.030	X	-
1256	508695 (2017 UK19)	2458050.26289	5:17	18.5	20.86	-0.09±0.04	-0.11±0.05	≥0.46	≥318	0.000	0.025	0.975	0.000	C	-
1257	508697 (2017 UQ19)	2458050.25874	5:23	16.4	20.94	0.06±0.04	0.06±0.06	≥0.56	≥324	0.735	0.140	0.090	0.035	S	-
1258	508699 (2017 UY19)	2458049.25597	5:24	16.1	20.34	-0.07±0.02	-0.07±0.03	≥0.29	≥325	0.000	0.037	0.963	0.000	C	-
1259	508700 (2017 UA20)	2458048.26028	5:22	16.1	21.15	-0.08±0.05	-0.07±0.04	≥0.28	≥323	0.001	0.086	0.913	0.000	C	-
1260	508704 (2017 UY20)	2458048.25593	5:28	16.5	20.90	0.02±0.04	0.06±0.03	≥0.40	≥329	0.410	0.519	0.065	0.006	X	-
1261	508735 (2017 UE29)	2458049.25597	5:24	17.1	20.77	0.04±0.04	0.03±0.04	≥0.30	≥320	0.543	0.227	0.228	0.002	S	-
1262	509911 (2009 FW7)	2458050.25465	5:29	16.1	21.01	0.01±0.06	0.07±0.06	≥0.48	≥329	0.313	0.480	0.113	0.095	-	-
1263	510317 (2011 QN99)	2458165.40164	5:19	18.3	20.26	0.02±0.02	0.03±0.03	0.71±0.07	510±111	0.444	0.239	0.317	0.000	-	-
1264	51067 (2000 GP153)	2458167.40537	1:20	15.2	18.17	0.08±0.02	0.11±0.03	≥0.13	≥81	0.941	0.033	0.000	0.026	S	-
1265	511309 (2014 DF96)	2458166.40297	2:45	17.0	20.50	0.07±0.04	0.08±0.05	≥0.18	≥165	0.793	0.130	0.034	0.044	S	-
1266	5114 Yezo (1988 CO)	2458053.25946	4:21	13.4	17.24	0.13±0.01	0.22±0.02	0.28±0.03	288±43	1.000	0.000	0.000	0.001	S	-
1267	511980 (2015 KE75)	2457691.46127	2:00	16.9	19.80	0.07±0.04	0.14±0.05	≥0.23	≥121	0.697	0.085	0.003	0.215	S	-
1268	51208 (2000 JV13)	2457692.38892	1:20	14.5	18.09	0.04±0.02	0.10±0.03	0.17±0.04	160±27	0.576	0.350	0.002	0.072	S	-
1269	51208 (2000 JV13)	2458159.40417	2:14	14.5	18.63	0.05±0.03	0.10±0.05	≥0.21	≥135	0.625	0.228	0.028	0.119	S	-
1270	51219 (2000 JE23)	2457796.48277	0:51	14.8	17.79	-0.02±0.07	0.01±0.07	≥0.15	≥52	0.188	0.370	0.422	0.019	-	-
1271	51228 (2000 JQ26)	2458167.40537	1:20	14.3	17.27	0.00±0.02	-0.04±0.03	≥0.80	≥81	0.019	0.043	0.938	0.000	C	-
1272	512729 (2016 UF23)	2457692.38892	1:20	16.7	20.40	-0.00±0.04	-0.02±0.06	≥0.22	≥80	0.128	0.251	0.619	0.002	C	-
1273	512932 (2017 AW8)	2458167.40537	1:20	15.6	20.95	-0.08±0.05	-0.06±0.07	≥0.18	≥81	0.003	0.230	0.766	0.001	C	-
1274	512958 (2017 SX8)	2458048.25593	5:28	16.0	19.81	-0.04±0.04	0.00±0.02	0.17±0.05	286±58	0.024	0.581	0.396	0.000	X	-
1275	513297 (2007 BF71)	2458163.46671	3:42	17.9	20.67	0.10±0.03	0.12±0.05	≥0.20	≥223	0.926	0.016	0.002	0.057	S	-
1276	513473 (2009 CR38)	2458164.41350	4:21	18.4	20.58	0.02±0.03	-0.02±0.04	≥0.36	≥261	0.189	0.104	0.707	0.000	C	-
1277	513845 (2013 GD57)	2458165.40164	5:19	16.6	20.93	0.02±0.04	-0.03±0.04	≥0.61	≥320	0.219	0.105	0.676	0.000	C	-
1278	514351 (2016 PF96)	2458164.41350	4:21	17.8	20.73	0.00±0.11	0.06±0.06	≥0.80	≥261	0.379	0.468	0.110	0.043	-	-
1279	514399 (2016 SU37)	2458164.41350	4:21	17.5	21.11	0.12±0.04	0.04±0.05	≥0.35	≥261	0.944	0.015	0.037	0.003	S	-
1280	514479 (2016 VB15)	2457722.38400	1:47	15.6	19.43	-0.03±0.03	0.03±0.03	0.95±0.07	214±37	0.038	0.707	0.255	0.000	X	-
1281	515693 (2014 QF54)	2457691.40537	1:20	16.5	20.14	-0.13±0.07	-0.06±0.09	≥0.23	≥81	0.004	0.235	0.758	0.002	C	-
1282	515769 (2015 KK10)	2458167.40537	0:32	16.9	21.63	0.17±0.10	0.23±0.13	≥0.18	≥33	0.834	0.019	0.011	0.136	S	-
1283	51807 (2001 NX19)	2457802.38260	1:00	14.4	18.71	0.07±0.03	0.08±0.04	≥0.05	≥61	0.870	0.106	0.007	0.017	S	-
1284	51982 (2001 RK150)	2458054.26480	5:23	14.2	19.31	0.04±0.02	0.03±0.02	≥0.18	≥324	0.692	0.117	0.192	0.000	S	-
1285	52160 (4229 T-1)	2458050.25465	5:20	15.9	19.86	-0.05±0.02	-0.09±0.02	≥0.21	≥320	0.000	0.004	0.996	0.000	C	-
1286	5233 (1988 RL10)	2458163.46671	3:42	11.5	18.45	0.08±0.01	0.21±0.02	0.22±0.04	320±77	0.681	0.000	0.000	0.319	S	-

Table 1 continued on next page

Table 1 (continued)

No.	Object	Obs. Start (JD)	Obs. Dur. (h:mm)	H ^a (mag)	V (mag)	V-R ^b (mag)	V-I ^b (mag)	Amplitude ^c (mag)	Rot. Period ^c (min)	S-type	X-type (probability)	C-type	D-type	Tax.	Family ^d
1287	52487 (1995 XO2)	2457802.50174	0:55	15.4	20.25	0.12±0.10	0.01±0.16	≥0.34	≥55	0.595	0.058	0.285	0.062	S	-
1288	52588 (1997 PD1)	2457690.33738	1:05	15.4	19.00	0.09±0.02	0.12±0.03	≥0.10	≥66	0.978	0.006	0.000	0.016	S	-
1289	52692 (1998 FO8)	2458055.26304	5:17	12.1	17.74	0.09±0.01	0.17±0.01	0.34±0.03	636±110	0.983	0.000	0.000	0.017	S	-
1290	52710 (1998 FS90)	2458047.25601	5:24	14.8	17.49	0.11±0.01	0.13±0.01	≥0.17	≥324	1.000	0.000	0.000	0.000	S	-
1291	52779 Arburadel (1988 LA)	2457687.38022	0:58	12.6	16.17	0.09±0.03	0.14±0.03	≥0.17	≥58	0.901	0.010	0.000	0.088	S	-
1292	53198 (1999 CO60)	2458163.46671	3:42	14.2	17.57	0.10±0.01	0.15±0.02	≥0.10	≥223	0.999	0.000	0.000	0.001	S	-
1293	53201 (1999 CG70)	2457798.50513	1:09	14.2	18.28	-0.02±0.05	-0.03±0.06	≥0.24	≥69	0.064	0.267	0.669	0.000	C	-
1294	53342 (1999 JK51)	2458048.25593	5:28	14.6	19.41	0.08±0.04	0.11±0.02	0.77±0.04	279±45	0.886	0.105	0.000	0.009	S	-
1295	53399 (1999 JG112)	2457692.44645	1:00	13.9	17.53	0.03±0.04	0.10±0.05	≥0.18	≥60	0.463	0.364	0.032	0.140	-	-
1296	53480 (2000 AM56)	2458167.40557	1:20	15.5	18.00	0.07±0.04	0.12±0.04	≥0.10	≥81	0.789	0.089	0.002	0.120	S	-
1297	53490 (2000 AZ65)	2457722.38979	1:38	15.0	18.75	0.13±0.02	0.07±0.03	≥0.12	≥99	1.000	0.000	0.000	0.000	S	-
1298	53767 (2000 EV84)	2458167.40557	1:20	13.9	18.83	0.06±0.02	0.12±0.03	≥0.07	≥81	0.788	0.101	0.000	0.111	S	-
1299	54107 (2000 HM49)	2458163.46671	3:36	15.1	19.92	0.08±0.02	0.15±0.03	≥0.23	≥217	0.879	0.002	0.000	0.119	S	-
1300	5482 Korankei (1990 DX)	2458167.40557	1:20	13.3	16.67	0.06±0.02	0.08±0.03	0.26±0.04	161±30	0.785	0.206	0.002	0.008	S	-
1301	5499 (1981 SU2)	2457766.50272	1:01	13.7	17.37	0.21±0.09	0.19±0.07	≥0.51	≥61	0.954	0.005	0.000	0.041	S	-
1302	5499 (1981 SU2)	2457768.50255	2:00	13.7	17.50	0.07±0.05	0.14±0.05	0.53±0.10	225±39	0.674	0.088	0.003	0.235	S	-
1303	55948 (1998 HY45)	2458049.25597	5:24	14.3	19.10	-0.03±0.01	-0.03±0.02	≥0.12	≥325	0.000	0.163	0.837	0.000	C	-
1304	56140 (1999 CN62)	2457728.49022	0:57	14.8	18.21	0.02±0.06	0.07±0.07	≥0.09	≥58	0.129	0.087	0.784	0.001	C	-
1305	56170 (1999 FK6)	2457724.38316	1:08	14.7	18.76	0.09±0.02	0.13±0.03	≥0.08	≥69	0.958	0.007	0.000	0.035	S	-
1306	56179 (1999 FS26)	2458051.26416	5:09	15.3	19.25	-0.05±0.01	-0.01±0.01	≥0.14	≥309	0.000	0.658	0.342	0.000	X	-
1307	56312 (1999 RM224)	2458054.26480	5:23	13.4	18.33	0.09±0.01	0.16±0.02	≥0.07	≥324	0.983	0.000	0.000	0.018	S	-
1308	56566 (2000 JE14)	2457690.38513	0:48	15.5	19.09	0.07±0.04	0.05±0.07	≥0.10	≥49	0.716	0.093	0.150	0.041	S	-
1309	57150 (2001 QA1)	2458167.40537	1:20	15.8	19.98	0.09±0.03	0.08±0.05	≥0.16	≥81	0.942	0.026	0.017	0.015	S	-
1310	57183 (2001 QG29)	2458049.25597	5:24	14.2	17.08	0.04±0.01	0.07±0.01	0.56±0.03	650±157	0.485	0.515	0.000	0.000	X	-
1311	57679 (2001 UD46)	2457692.44645	1:00	15.7	18.93	0.04±0.04	0.06±0.06	≥0.08	≥60	0.502	0.309	0.125	0.064	S	-
1312	57725 (2001 UN149)	2458163.46671	3:42	15.1	19.67	0.14±0.02	0.17±0.02	≥0.18	≥223	1.000	0.000	0.000	0.000	S	-
1313	57851 (2001 XJ97)	2458047.25601	5:24	14.3	19.42	0.08±0.01	0.14±0.03	≥0.11	≥324	0.973	0.000	0.000	0.027	S	-
1314	58066 (7579 P-L)	2458053.25946	4:21	15.5	18.52	-0.04±0.02	-0.02±0.02	≥0.17	≥262	0.000	0.376	0.624	0.000	C	-
1315	58388 (1995 TK)	2458047.25601	5:24	15.0	18.92	0.08±0.01	0.13±0.02	≥0.38	≥324	0.993	0.000	0.000	0.007	S	-
1316	58535 Pattillo (1997 DP)	2458055.26304	5:11	14.9	19.14	-0.02±0.02	-0.00±0.02	0.20±0.05	194±23	0.001	0.351	0.649	0.000	C	-
1317	58562 (1997 NG1)	2457691.37970	0:55	15.3	14.12	0.20±0.02	0.34±0.03	≥0.07	≥56	1.000	0.000	0.000	0.000	S	-
1318	58715 (1998 DK3)	2458051.26003	5:15	15.3	18.44	0.08±0.01	0.07±0.01	0.41±0.03	211±26	0.999	0.001	0.000	0.000	S	-
1319	58852 (1998 HE84)	2458053.25946	4:21	13.8	18.04	0.08±0.01	0.15±0.02	0.18±0.03	184±26	0.952	0.000	0.000	0.048	S	-
1320	59091 (1998 VJ42)	2457724.28943	1:08	15.8	19.62	0.12±0.04	0.27±0.05	≥0.17	≥68	0.809	0.000	0.000	0.191	S	-
1321	59098 (1998 WN7)	2457691.46127	1:01	14.5	18.04	0.12±0.03	0.18±0.04	≥0.28	≥61	0.960	0.000	0.000	0.040	S	-
1322	59921 (1999 RM163)	2458166.40297	2:48	15.0	20.32	0.07±0.04	0.08±0.04	≥0.35	≥169	0.840	0.111	0.020	0.030	S	-
1323	59980 (1999 SG6)	2457800.27020	1:07	13.1	18.58	0.05±0.04	0.12±0.05	0.18±0.07	136±30	0.636	0.182	0.007	0.175	S	-
1324	60069 (1999 TK129)	2457802.43399	1:34	15.2	19.96	-0.15±0.04	-0.13±0.05	≥0.17	≥95	0.000	0.006	0.994	0.000	C	-
1325	60377 (2000 AC165)	2457724.28943	1:08	12.7	18.08	-0.06±0.02	-0.06±0.03	≥0.06	≥68	0.000	0.085	0.915	0.000	C	-
1326	60581 (2000 EE128)	2457692.44645	1:00	14.7	18.39	0.08±0.04	0.27±0.05	≥0.14	≥60	0.537	0.000	0.000	0.462	S	-
1327	60875 (2000 HV86)	2457722.38400	1:47	16.1	19.67	0.08±0.03	0.17±0.04	0.30±0.05	191±35	0.733	0.003	0.000	0.264	S	-
1328	61336 (2000 OT67)	2458167.40557	1:20	15.4	19.44	0.01±0.03	0.06±0.04	≥0.59	≥81	0.258	0.602	0.130	0.011	X	-
1329	61359 (2000 PV13)	2458054.26480	5:23	15.0	18.57	0.11±0.01	0.15±0.02	≥0.17	≥324	1.000	0.000	0.000	0.000	S	-
1330	61440 (2000 QE23)	2457690.42183	2:21	14.6	19.20	0.07±0.04	0.06±0.04	≥0.19	≥142	0.836	0.121	0.034	0.009	S	-
1331	61546 (2000 QT65)	2457802.50174	0:55	14.7	19.34	-0.03±0.05	-0.11±0.07	≥0.13	≥55	0.007	0.052	0.941	0.000	C	-
1332	61675 (2000 QQ122)	2458166.40297	2:51	15.4	18.75	0.12±0.02	0.19±0.05	0.65±0.04	344±63	0.986	0.000	0.000	0.014	S	-

Table 1 continued on next page

Table 1 (continued)

No.	Object	Obs. Start (JD)	Obs. Dur. (h:mm)	H ^a (mag)	V (mag)	V-R ^b (mag)	V-I ^b (mag)	Amplitude ^c (mag)	Rot. Period ^c (min)	S-type	X-type (probability)	D-type	Tax.	Family ^d
1333	61796 (2000 QM183)	2457800.27642	0:54	14.7	20.23	0.02±0.08	0.06±0.11	≥0.77	≥55	0.324	0.260	0.261	0.156	-
1334	61806 (2000 QZ185)	2458055.26304	5:17	15.5	18.60	0.09±0.01	0.13±0.01	≥0.25	≥131	1.000	0.000	0.000	0.000	S
1335	62052 (2000 RA69)	2457724.38316	1:08	15.3	18.35	-0.06±0.02	-0.11±0.03	≥0.04	≥69	0.000	0.004	0.997	0.000	C
1336	62196 (2000 SD49)	2457690.33738	1:57	14.9	19.46	0.05±0.04	0.05±0.05	≥0.31	≥118	0.675	0.191	0.113	0.021	S
1337	62312 (2000 SL119)	2457728.49022	0:57	15.7	20.04	0.04±0.09	0.10±0.09	≥0.26	≥58	0.474	0.247	0.093	0.186	-
1338	62359 (2000 SB148)	2458055.26304	5:17	14.8	18.90	-0.05±0.01	-0.09±0.02	≥0.15	≥318	0.000	0.000	1.000	0.000	C
1339	62814 (2000 UK43)	2457692.38892	1:20	15.7	19.37	0.10±0.02	0.15±0.03	≥0.14	≥80	0.957	0.001	0.000	0.042	C
1340	62922 (2000 VV12)	2458054.26480	5:23	14.3	19.71	-0.05±0.02	-0.08±0.03	0.38±0.08	208±32	0.000	0.034	0.966	0.000	C
1341	63128 (2000 WD182)	2457687.38022	0:58	14.7	19.11	0.07±0.04	0.23±0.03	≥0.27	≥58	0.351	0.000	0.000	0.648	D
1342	64317 (2001 UW35)	2457802.50174	0:55	14.8	19.57	0.03±0.05	-0.00±0.07	≥0.15	≥55	0.351	0.176	0.462	0.011	-
1343	64544 (2001 VD121)	2458049.25597	5:24	14.8	19.70	-0.05±0.02	-0.05±0.02	≥0.21	≥325	0.000	0.103	0.897	0.000	C
1344	64687 (2001 XC74)	2458168.40687	3:09	15.7	18.99	0.09±0.03	0.14±0.04	≥0.23	≥189	0.881	0.014	0.000	0.104	S
1345	64837 (2001 YB2)	2458048.26028	5:22	15.4	19.56	-0.04±0.04	-0.02±0.02	0.52±0.04	208±27	0.006	0.254	0.740	0.000	C
1346	64995 (2002 AV57)	2458051.26003	5:15	15.5	19.39	-0.07±0.01	-0.10±0.02	0.35±0.04	274±42	0.000	0.000	1.000	0.000	C
1347	65113 (2002 CD47)	2458047.25601	5:24	14.9	19.51	0.08±0.01	0.13±0.02	0.52±0.05	448±106	0.992	0.000	0.000	0.008	S
1348	65235 (2002 EG97)	2458053.25946	4:18	15.4	19.68	0.15±0.04	0.08±0.05	≥0.33	≥259	0.997	0.001	0.001	0.001	S
1349	65284 (2002 HE1)	2458053.25946	4:18	15.1	19.20	0.04±0.07	0.09±0.05	≥0.30	≥259	0.551	0.317	0.046	0.086	S
1350	65446 (2002 VP25)	2458048.26028	5:22	14.5	18.14	0.00±0.04	0.03±0.01	≥0.09	≥323	0.346	0.538	0.116	0.000	X
1351	65548 (4311 T-1)	2457768.50255	2:00	15.4	18.54	0.02±0.16	0.08±0.11	≥0.64	≥120	0.415	0.268	0.180	0.137	-
1352	65721 (1993 FV28)	2458167.40537	1:20	16.5	19.15	0.06±0.02	0.07±0.03	≥0.08	≥81	0.867	0.112	0.016	0.006	S
1353	66006 (1998 OW13)	2458165.40164	5:19	16.2	20.38	0.11±0.02	0.10±0.02	≥0.30	≥320	0.998	0.001	0.000	0.001	S
1354	66055 (1998 QO90)	2458166.40297	2:51	13.5	18.66	-0.03±0.02	-0.03±0.02	0.29±0.03	258±84	0.000	0.178	0.822	0.000	C
1355	66172 (1998 YX45)	2458167.40537	1:20	14.0	19.63	0.04±0.02	0.15±0.04	≥0.09	≥81	0.379	0.122	0.000	0.499	-
1356	6649 Yokotatao (1991 RN)	2458166.42711	2:20	13.1	17.62	0.06±0.02	0.08±0.02	≥0.62	≥140	0.806	0.191	0.000	0.003	S
1357	66504 (1999 RN81)	2458163.46671	3:42	15.6	20.42	0.01±0.09	0.17±0.05	≥0.21	≥223	0.287	0.256	0.001	0.455	-
1358	66562 (1999 RO136)	2457691.40704	1:15	15.7	19.01	0.06±0.03	0.08±0.04	≥0.15	≥75	0.775	0.188	0.015	0.021	S
1359	66606 (1999 RK194)	2458166.40297	2:45	15.2	20.00	0.12±0.03	0.14±0.04	≥0.30	≥165	0.977	0.003	0.000	0.020	S
1360	66656 (1999 SV17)	2457765.28694	1:01	14.8	19.18	-0.01±0.05	-0.00±0.07	≥0.31	≥62	0.141	0.342	0.503	0.015	C
1361	66681 (1999 TN33)	2457724.38316	1:08	15.8	20.13	0.05±0.06	0.15±0.08	≥0.27	≥69	0.484	0.146	0.030	0.339	-
1362	66880 (1999 VO66)	2458048.25593	5:28	14.7	17.57	0.02±0.04	0.09±0.01	≥0.10	≥329	0.290	0.710	0.000	0.000	X
1363	66931 (1999 VL208)	2457766.28699	1:41	13.7	18.99	0.06±0.05	0.07±0.06	≥0.57	≥101	0.657	0.190	0.092	0.060	S
1364	67018 (1999 XY133)	2458163.46671	3:42	13.6	18.90	-0.03±0.01	-0.02±0.02	0.14±0.04	222±68	0.000	0.264	0.736	0.000	C
1365	67094 (2000 AC62)	2457730.42646	1:21	14.2	18.36	0.00±0.03	0.01±0.03	≥0.23	≥81	0.165	0.353	0.481	0.000	-
1366	6723 Christark (1991 CL3)	2458048.25593	5:28	12.4	17.31	-0.03±0.03	-0.01±0.01	0.22±0.04	658±120	0.006	0.388	0.606	0.000	C
1367	67274 (2000 FA41)	2457724.38316	1:08	14.5	18.57	-0.09±0.02	-0.04±0.03	≥0.56	≥69	0.000	0.214	0.786	0.000	C
1368	67290 (2000 GD54)	2457724.38316	1:08	15.6	19.81	0.07±0.02	0.02±0.04	≥0.29	≥69	0.791	0.048	0.159	0.002	S
1369	6737 Okabayashi (1993 ER)	2457691.42249	0:52	13.7	16.88	0.06±0.02	0.08±0.03	≥0.10	≥53	0.858	0.127	0.004	0.010	S
1370	67715 (2000 UM3)	2457800.44661	0:54	15.0	18.20	-0.03±0.05	0.02±0.06	≥0.13	≥54	0.080	0.575	0.328	0.018	X
1371	67715 (2000 UM3)	2457801.38674	1:43	15.0	18.14	-0.02±0.04	0.06±0.04	≥0.24	≥104	0.096	0.787	0.096	0.021	X
1372	67933 (2000 WR127)	2457798.50513	1:07	15.0	19.55	0.32±0.12	0.42±0.13	≥0.72	≥67	0.984	0.000	0.000	0.016	S
1373	68286 (2001 FP22)	2457798.50513	1:09	13.3	18.19	-0.06±0.04	-0.10±0.05	≥0.15	≥69	0.001	0.045	0.953	0.000	C
1374	68469 (2001 SC253)	2458053.26470	3:56	14.8	19.60	0.10±0.03	0.08±0.04	≥0.31	≥237	0.972	0.019	0.002	0.007	S
1375	69135 (2003 FF74)	2457691.46127	0:57	15.4	19.66	0.08±0.06	0.11±0.07	≥0.23	≥57	0.736	0.098	0.027	0.139	S
1376	69144 (2003 FU115)	2458164.41350	4:21	15.6	19.16	-0.07±0.01	-0.09±0.02	≥0.40	≥261	0.000	0.001	1.000	0.000	C
1377	69324 (1993 FY46)	2457691.37970	1:54	16.0	19.85	0.02±0.03	0.08±0.04	≥0.20	≥114	0.354	0.530	0.063	0.053	X
1378	69521 (1997 GY2)	2458054.26480	5:23	15.9	19.52	0.00±0.02	0.03±0.02	≥0.56	≥324	0.144	0.511	0.345	0.000	X

Table 1 continued on next page

Table 1 (continued)

No.	Object	Obs. Start (JD)	Obs. Dur. (h:mm)	H α (mag)	V (mag)	V-R ^b (mag)	V-I ^b (mag)	Amplitude ^c (mag)	Rot. Period ^c (min)	S-type	X-type (probability)	C-type	D-type	Tax.	Family ^d
1379	69716 (1998 HG105)	2458047.25601	5:24	15.3	19.11	0.08±0.01	0.10±0.02	≥0.10	≥324	0.999	0.001	0.000	0.000	S	-
1380	69727 (1998 HD145)	2457690.42183	2:19	15.1	19.80	0.07±0.05	0.09±0.05	≥0.35	≥139	0.710	0.181	0.022	0.086	S	-
1381	69730 (1998 HF149)	2457724.38316	1:08	15.5	19.79	-0.02±0.04	-0.08±0.04	≥0.25	≥69	0.012	0.058	0.930	0.000	C	-
1382	6983 Komatsusakyo (1993 YC)	2458159.39993	2:20	12.3	17.80	-0.03±0.02	-0.01±0.03	≥0.49	≥141	0.004	0.398	0.597	0.000	C	-
1383	69958 (1998 VP29)	2457798.46669	0:53	14.5	19.74	-0.00±0.22	0.06±0.17	≥0.51	≥53	0.349	0.205	0.302	0.145	-	-
1384	70139 (1999 NK11)	2458049.25597	5:24	14.7	17.83	-0.06±0.01	-0.10±0.01	≥0.08	≥202	0.000	0.000	1.000	0.000	C	-
1385	70156 (1999 NP37)	2458168.40251	3:22	15.5	17.99	0.09±0.02	0.10±0.03	≥0.06	≥202	0.994	0.004	0.000	0.001	S	-
1386	70425 (1999 SJ26)	2457724.38316	1:08	14.9	18.23	0.07±0.02	0.08±0.03	≥0.06	≥69	0.938	0.055	0.001	0.006	S	-
1387	70439 (1999 TE7)	2457692.38892	1:20	15.0	18.43	-0.06±0.02	-0.08±0.03	≥0.06	≥80	0.000	0.038	0.962	0.000	C	-
1388	70553 (1999 TK139)	2457724.28943	1:08	15.0	20.26	-0.06±0.06	-0.09±0.12	≥0.56	≥68	0.015	0.208	0.759	0.018	C	-
1389	70742 (1999 VF19)	2457724.34310	0:55	15.5	18.98	0.12±0.04	0.10±0.06	≥0.13	≥55	0.959	0.015	0.004	0.023	S	-
1390	70858 (1999 VH126)	2457691.37970	1:52	15.6	19.19	0.06±0.03	0.08±0.03	≥0.17	≥113	0.804	0.175	0.007	0.014	S	-
1391	71040 (1999 XG74)	2457724.34608	0:51	15.0	18.50	-0.09±0.05	-0.01±0.05	≥0.08	≥51	0.002	0.491	0.506	0.001	C	-
1392	71926 (2000 WN59)	2457690.33738	1:57	16.3	17.82	0.05±0.02	0.03±0.02	≥0.16	≥118	0.897	0.035	0.068	0.000	S	-
1393	72017 (2000 XK13)	2457802.50174	0:55	14.8	19.83	0.06±0.06	0.06±0.10	≥0.29	≥55	0.524	0.158	0.206	0.111	S	-
1394	72495 (2001 DX59)	2458168.40251	3:18	15.4	18.82	0.01±0.03	0.02±0.04	≥0.20	≥199	0.212	0.366	0.419	0.003	-	-
1395	72659 (2001 FV46)	2457800.27321	0:59	13.9	19.63	-0.10±0.13	-0.02±0.11	≥0.71	≥59	0.106	0.304	0.556	0.033	C	-
1396	72887 (2001 KE19)	2457800.44661	0:54	14.0	19.59	0.06±0.09	0.06±0.10	≥0.32	≥54	0.507	0.179	0.197	0.117	S	-
1397	73125 (2002 GJ63)	2458164.41350	4:21	15.8	20.19	0.07±0.03	0.08±0.04	1.14±0.08	384±89	0.900	0.083	0.004	0.013	S	-
1398	73219 (2002 JB24)	2458164.41350	4:21	16.0	20.14	0.07±0.02	0.09±0.03	≥0.22	≥261	0.936	0.057	0.001	0.007	S	-
1399	73220 (2002 JO24)	2458051.26416	5:09	15.0	18.90	0.02±0.01	0.08±0.01	≥0.19	≥309	0.037	0.942	0.000	0.000	X	-
1400	73230 (2002 JS28)	2457692.44645	1:00	15.4	19.79	0.08±0.04	0.15±0.06	≥0.49	≥60	0.725	0.050	0.001	0.224	S	-
1401	73276 (2002 JU53)	2457692.38892	1:20	16.1	19.19	0.12±0.02	0.19±0.03	≥0.12	≥80	0.974	0.000	0.000	0.026	S	-
1402	73316 (2002 JP83)	2457691.37970	1:54	16.2	18.27	0.05±0.02	0.06±0.02	≥0.07	≥114	0.856	0.139	0.004	0.000	S	-
1403	7364 Orokucera (1996 KS)	2458053.25946	4:21	15.3	17.97	0.08±0.01	0.11±0.02	≥0.10	≥262	1.000	0.001	0.000	0.000	S	-
1404	73745 (1993 TH23)	2457690.33738	1:05	16.2	19.52	0.10±0.03	0.15±0.04	≥0.11	≥66	0.917	0.005	0.000	0.078	S	-
1405	73789 (1995 BO6)	2457691.54720	0:52	14.7	18.23	0.09±0.04	0.15±0.09	≥0.08	≥52	0.801	0.020	0.024	0.155	S	-
1406	74235 (1998 SF42)	2458164.41350	4:21	16.0	20.63	0.09±0.03	0.11±0.04	≥0.24	≥261	0.947	0.029	0.000	0.023	S	-
1407	74481 (1999 CL83)	2457724.34310	0:55	14.1	17.26	-0.06±0.04	0.01±0.04	≥0.11	≥55	0.004	0.653	0.343	0.000	X	-
1408	74592 (1999 PR4)	2457722.38400	1:47	15.6	17.64	0.05±0.02	0.04±0.03	0.17±0.04	150±43	0.895	0.069	0.036	0.000	S	-
1409	74617 (1999 RP23)	2458055.26304	5:17	16.3	18.42	0.08±0.01	0.11±0.01	≥0.86	≥318	0.999	0.000	0.000	0.000	S	-
1410	74649 (1999 RF73)	2457724.34161	0:57	16.4	19.03	0.06±0.05	0.07±0.06	≥0.16	≥58	0.672	0.191	0.091	0.047	S	-
1411	74862 (1999 TB91)	2457724.38316	1:08	16.1	18.66	0.06±0.02	0.09±0.03	≥0.05	≥69	0.858	0.112	0.002	0.028	S	-
1412	75102 (1999 VX46)	2457724.34310	0:55	15.5	18.53	0.02±0.04	0.07±0.05	≥0.12	≥55	0.373	0.493	0.082	0.052	-	-
1413	75152 (1999 VP105)	2457692.44645	1:00	16.3	19.94	0.09±0.06	0.06±0.07	≥0.27	≥60	0.794	0.087	0.078	0.040	S	-
1414	75280 (1999 XZ20)	2457690.33738	1:57	15.9	17.44	0.10±0.01	0.15±0.01	≥0.83	≥118	0.994	0.000	0.000	0.006	S	-
1415	76226 (2000 EO70)	2458168.40251	3:22	15.1	19.18	-0.03±0.03	-0.02±0.04	0.19±0.05	182±87	0.017	0.353	0.629	0.000	C	-
1416	76255 (2000 EQ94)	2458163.46671	3:42	15.0	18.63	0.09±0.01	0.13±0.02	≥0.13	≥223	0.997	0.000	0.000	0.003	S	-
1417	76323 (2000 ET145)	2457724.38316	1:08	16.2	19.98	-0.10±0.05	-0.04±0.07	≥0.12	≥69	0.002	0.319	0.678	0.002	C	-
1418	76441 (2000 FB31)	2457724.34310	0:55	14.4	19.53	0.21±0.05	0.18±0.06	≥0.42	≥55	0.996	0.000	0.000	0.004	S	-
1419	76486 (2000 FY72)	2457690.33738	1:57	15.0	18.90	0.00±0.12	0.04±0.08	≥0.21	≥118	0.344	0.373	0.233	0.050	-	-
1420	76614 (2000 GY167)	2458047.25601	5:24	14.6	19.07	-0.05±0.01	-0.04±0.02	0.44±0.03	610±109	0.000	0.209	0.791	0.000	C	-
1421	77163 (2001 EM19)	2457798.46669	0:53	14.9	18.85	0.20±0.07	0.30±0.09	≥0.52	≥53	0.949	0.000	0.000	0.051	S	-
1422	77287 (2001 FA66)	2458051.26416	5:09	15.7	18.50	-0.02±0.01	0.01±0.01	≥0.08	≥309	0.000	0.542	0.458	0.000	X	-
1423	77712 (2001 OF45)	2457796.44027	0:58	14.5	18.64	0.14±0.07	0.16±0.08	≥0.25	≥59	0.869	0.022	0.004	0.105	S	-
1424	78026 (2002 JJ72)	2457722.38400	1:47	16.1	19.06	0.07±0.02	0.11±0.03	≥0.93	≥107	0.937	0.027	0.000	0.036	S	-

Table 1 continued on next page

Table 1 (continued)

No.	Object	Obs. Start (JD)	Obs. Dur. (h:mm)	H ^a (mag)	V (mag)	V-R ^b (mag)	V-I ^b (mag)	Amplitude ^c (mag)	Rot. Period ^c (min)	S-type	X-type (probability)	C-type	D-type	Tax.	Family ^d
1425	78381 (2002 PQ135)	2458163.46671	3:42	15.4	19.76	0.04±0.02	0.12±0.02	0.45±0.04	427±85	0.615	0.204	0.000	0.181	S	-
1426	78701 (2002 TO175)	2457796.44027	0:58	14.7	18.42	0.02±0.08	0.10±0.09	≥0.09	≥59	0.372	0.314	0.103	0.211	-	-
1427	79214 (1994 GS6)	2457691.37970	1:54	16.9	19.95	0.09±0.03	0.12±0.04	≥0.32	≥114	0.908	0.026	0.000	0.066	S	-
1428	79263 (1995 HK5)	2458164.41350	4:21	15.2	18.58	0.07±0.01	0.06±0.01	≥0.10	≥261	0.990	0.010	0.000	0.000	S	-
1429	79302 (1995 WG22)	2458166.40297	2:42	15.9	19.86	0.08±0.03	0.06±0.03	≥0.17	≥162	0.952	0.037	0.011	0.001	S	-
1430	79375 Valetti (1997 FA)	2458164.41350	4:21	15.8	18.32	0.10±0.01	0.15±0.01	≥0.12	≥261	1.000	0.000	0.000	0.000	S	-
1431	7941 (1991 NE1)	2457798.46669	0:53	12.7	17.48	-0.04±0.03	-0.01±0.04	≥0.04	≥53	0.008	0.438	0.554	0.000	C	-
1432	79413 (1997 JQ14)	2457692.44645	1:00	16.6	19.98	0.04±0.05	0.16±0.07	≥0.53	≥60	0.381	0.165	0.015	0.438	-	-
1433	79442 (1997 UX)	2458049.25597	3:41	15.5	17.68	0.05±0.01	0.07±0.02	≥0.10	≥222	0.849	0.151	0.000	0.000	S	-
1434	79498 (1998 FP126)	2458050.25465	5:29	14.8	20.18	-0.05±0.03	-0.05±0.03	≥0.42	≥329	0.000	0.128	0.872	0.000	C	-
1435	79513 (1998 KM19)	2457802.42659	1:21	16.2	19.76	-0.02±0.03	0.01±0.04	≥0.21	≥82	0.059	0.505	0.435	0.000	X	-
1436	80173 (1999 UQ12)	2457691.37970	0:59	15.6	17.86	-0.01±0.02	0.02±0.03	≥0.06	≥60	0.010	0.248	0.742	0.000	C	-
1437	80532 (2000 AV71)	2458168.40251	3:22	16.0	19.30	0.06±0.03	0.13±0.06	0.18±0.05	274±77	0.684	0.079	0.007	0.230	S	-
1438	80541 (2000 AL82)	2458054.26480	5:23	16.1	19.46	0.04±0.06	0.04±0.05	≥0.16	≥324	0.520	0.275	0.195	0.010	S	-
1439	80679 (2000 BR28)	2457724.28943	1:08	16.0	20.05	-0.01±0.06	0.08±0.08	≥0.29	≥68	0.187	0.472	0.145	0.196	-	-
1440	81003 (2000 EN31)	2458049.25597	5:24	16.1	20.72	0.10±0.03	0.14±0.03	≥0.19	≥325	0.941	0.007	0.000	0.051	S	-
1441	81045 (2000 EA60)	2458051.26003	5:15	15.7	19.58	0.06±0.02	0.02±0.02	≥0.16	≥315	0.917	0.001	0.081	0.000	S	-
1442	8117 Yuanlongping (1996 SD1)	2458054.26480	5:23	13.0	17.27	0.02±0.01	0.06±0.01	≥0.07	≥324	0.425	0.553	0.021	0.000	X	-
1443	81620 (2000 HX72)	2458163.47274	3:34	14.7	19.30	0.08±0.02	0.13±0.02	0.43±0.04	381±74	0.980	0.003	0.000	0.017	S	-
1444	8181 Rossini (1992 ST26)	2457802.42659	1:45	13.0	17.17	-0.10±0.02	-0.07±0.03	≥0.31	≥106	0.000	0.020	0.980	0.000	C	-
1445	82127 (2001 FX89)	2458166.40297	2:54	16.0	19.71	0.10±0.03	0.04±0.03	0.71±0.05	268±64	0.992	0.004	0.004	0.000	S	-
1446	82189 (2001 HN28)	2457728.49022	0:57	14.4	18.95	0.09±0.07	-0.01±0.08	≥0.14	≥58	0.572	0.070	0.347	0.010	S	-
1447	82197 (2001 HH35)	2457796.44027	0:25	14.5	19.06	0.15±0.12	0.04±0.21	≥1.12	≥26	0.646	0.037	0.240	0.077	S	-
1448	82364 (2001 MW7)	2457724.39556	0:50	15.6	19.39	0.11±0.04	0.16±0.04	≥0.34	≥51	0.874	0.012	0.000	0.114	S	-
1449	83001 (2001 QB160)	2458163.47274	3:34	14.8	19.16	0.09±0.02	0.02±0.02	0.18±0.04	137±17	0.989	0.000	0.011	0.000	S	-
1450	83110 (2001 QY240)	2458055.29878	4:26	15.0	19.87	-0.04±0.03	-0.07±0.03	≥0.38	≥266	0.000	0.037	0.943	0.000	C	-
1451	83325 (2001 RE128)	2458047.25601	5:24	14.4	19.09	0.02±0.01	0.05±0.02	0.48±0.05	222±27	0.355	0.536	0.109	0.000	X	-
1452	83470 (2001 SF76)	2457724.38316	1:08	15.1	19.73	0.09±0.04	0.02±0.05	≥0.13	≥69	0.797	0.039	0.161	0.003	S	-
1453	83621 (2001 SL307)	2458050.27010	5:04	14.6	19.82	-0.06±0.02	-0.13±0.02	≥0.17	≥304	0.000	0.000	1.000	0.000	C	-
1454	8366 (1990 ULI)	2458047.25601	5:24	14.1	16.78	0.08±0.01	0.12±0.01	0.24±0.03	649±130	1.000	0.000	0.000	0.000	S	-
1455	83672 (2001 TD35)	2458055.26304	5:17	14.0	17.39	0.01±0.01	0.06±0.01	0.13±0.03	636±117	0.149	0.828	0.023	0.000	X	-
1456	83924 (2001 VZ23)	2457692.38892	1:20	14.9	18.97	0.02±0.02	0.05±0.03	≥0.21	≥80	0.324	0.536	0.136	0.003	X	-
1457	84134 (2002 RN49)	2458054.26480	5:23	15.6	18.60	0.07±0.01	-0.15±0.02	0.15±0.04	144±11	0.000	0.000	1.000	0.000	C	-
1458	84214 (2002 RY167)	2458051.26416	5:09	15.1	19.35	-0.05±0.01	-0.04±0.02	0.68±0.04	583±105	0.000	0.235	0.765	0.000	C	-
1459	84450 (2002 TZ241)	2457724.34161	0:57	16.3	20.18	0.09±0.10	-0.10±0.13	≥0.33	≥58	0.335	0.055	0.598	0.011	C	-
1460	84529 (2002 UK10)	2458049.25597	5:24	16.3	19.51	-0.07±0.01	-0.09±0.03	≥0.12	≥325	0.000	0.005	0.995	0.000	C	-
1461	84879 (2003 BX88)	2457690.33738	1:57	14.8	19.90	0.04±0.04	0.09±0.05	≥0.27	≥118	0.537	0.334	0.042	0.088	S	-
1462	849 Ara (1912 NY)	2457724.34161	0:57	8.1	13.26	-0.04±0.03	0.04±0.04	≥0.02	≥58	0.008	0.856	0.134	0.002	X	-
1463	84961 (2003 XU21)	2457724.28943	1:08	15.4	19.37	0.07±0.04	0.11±0.05	≥0.40	≥68	0.777	0.099	0.011	0.114	S	-
1464	85136 (1979 QX2)	2458163.46671	3:36	15.5	19.42	-0.02±0.02	0.00±0.02	≥0.30	≥217	0.002	0.486	0.512	0.000	C	-
1465	85338 (1995 SX37)	2457691.37970	1:06	15.8	19.72	0.07±0.04	0.10±0.05	≥0.15	≥66	0.740	0.133	0.026	0.101	S	-
1466	85361 (1995 WO16)	2458051.27285	4:56	15.4	20.94	-0.01±0.03	0.05±0.04	0.44±0.10	154±14	0.131	0.705	0.153	0.011	X	-
1467	86090 (1999 RT90)	2457730.42038	1:30	14.6	18.99	0.06±0.03	0.11±0.03	≥0.17	≥90	0.723	0.151	0.001	0.125	S	-
1468	86310 (1999 VK96)	2457724.34161	0:57	15.1	19.88	-0.04±0.07	-0.12±0.11	≥0.18	≥58	0.035	0.106	0.855	0.004	C	-
1469	86319 (1999 VF199)	2457800.27020	1:07	14.5	19.94	-0.12±0.17	-0.15±0.10	≥0.33	≥68	0.051	0.042	0.907	0.001	C	-
1470	86467 (2000 CB70)	2457728.49613	0:49	15.2	19.42	0.12±0.07	0.18±0.11	≥0.57	≥49	0.780	0.035	0.018	0.167	S	-

Table 1 continued on next page

Table 1 (continued)

No.	Object	Obs. Start (JD)	Obs. Dur. (h:mm)	H α (mag)	V (mag)	V-R ^b (mag)	V-I ^b (mag)	Amplitude ^c (mag)	Rot. Period ^c (min)	S-type	X-type (probability)	C-type	D-type	Tax.	Family ^d
1471	86525 (2000 DD76)	2458164.41350	4:21	16.3	19.44	-0.04±0.02	-0.05±0.02	1.06±0.04	370±90	0.000	0.093	0.907	0.000	C	-
1472	8662 (1990 UT10)	2457692.38892	1:20	13.4	16.69	-0.06±0.02	-0.09±0.03	≥0.35	≥80	0.000	0.004	0.996	0.000	C	-
1473	86834 (2000 GY156)	2457728.50413	0:26	15.6	20.15	-0.13±0.15	-0.03±0.13	≥0.52	≥27	0.088	0.270	0.590	0.052	C	-
1474	87026 (2000 JH76)	2458163.46671	3:11	16.3	19.51	0.09±0.02	0.13±0.03	0.42±0.05	383±82	0.979	0.001	0.000	0.020	S	-
1475	87061 (2000 KP45)	2457692.39994	1:04	15.3	19.12	-0.06±0.02	-0.06±0.03	≥0.06	≥64	0.000	0.119	0.881	0.000	C	-
1476	87156 (2000 NM21)	2458055.26304	5:17	15.6	18.99	0.08±0.01	0.10±0.02	≥0.09	≥318	0.997	0.003	0.000	0.000	S	-
1477	87304 (2000 PY26)	2458167.40537	0:55	15.5	20.54	0.10±0.04	0.12±0.06	≥0.13	≥56	0.893	0.027	0.003	0.076	C	-
1478	87730 (2000 SJ50)	2457691.37970	1:28	14.9	19.32	-0.06±0.03	-0.05±0.03	≥0.67	≥89	0.000	0.202	0.798	0.000	S	-
1479	88005 (2000 UR44)	2457724.34608	0:51	14.1	18.64	0.04±0.05	0.16±0.06	≥0.14	≥51	0.367	0.156	0.003	0.474	-	-
1480	8807 Schenk (1981 UD23)	2458049.25597	5:24	14.0	17.23	0.12±0.01	0.15±0.01	≥0.07	≥325	1.000	0.000	0.000	0.000	S	-
1481	8812 Kravtsov (1982 UY6)	2457691.37970	1:54	13.5	16.10	-0.08±0.01	-0.10±0.02	≥0.21	≥114	0.000	0.000	1.000	0.000	C	-
1482	88502 (2001 QC140)	2458163.46671	3:42	14.9	17.57	-0.01±0.01	-0.01±0.02	0.27±0.04	183±32	0.001	0.155	0.843	0.000	C	-
1483	88780 (2001 SE98)	2458166.40297	2:51	16.3	20.03	-0.06±0.04	-0.08±0.04	≥0.25	≥172	0.000	0.036	0.964	0.000	C	-
1484	88865 (2001 ST251)	2458050.25465	5:29	14.5	19.42	0.01±0.01	0.04±0.02	0.71±0.05	384±79	0.230	0.526	0.244	0.000	X	-
1485	88969 (2001 TU57)	2458055.26304	5:17	14.1	19.39	0.04±0.02	0.09±0.02	0.33±0.05	565±121	0.511	0.482	0.001	0.005	S	-
1486	89061 (2001 TU134)	2457798.51082	1:01	15.1	18.82	0.21±0.07	0.26±0.07	≥0.14	≥61	0.975	0.000	0.000	0.025	S	-
1487	89162 (2001 UA49)	2457724.38316	1:08	15.1	19.06	0.10±0.03	0.09±0.03	≥0.09	≥69	0.989	0.008	0.000	0.002	S	-
1488	89206 (2001 UC98)	2458051.26003	5:15	15.2	19.88	0.08±0.02	0.12±0.02	≥0.19	≥119	0.990	0.001	0.000	0.009	S	-
1489	8950 (1997 EG46)	2457724.28943	1:08	12.6	17.82	0.08±0.02	0.30±0.03	≥0.07	≥68	0.483	0.000	0.000	0.517	D	-
1490	89534 (2001 X080)	2457730.42038	1:30	15.7	18.92	0.09±0.03	0.03±0.04	≥0.09	≥90	0.956	0.010	0.034	0.000	S	-
1491	89741 (2002 AV9)	2457728.49022	0:57	14.5	18.94	0.08±0.06	0.10±0.08	≥0.36	≥58	0.703	0.108	0.062	0.127	S	-
1492	8996 Waynedwards (1981 EC10)	2457692.44645	1:00	14.3	19.08	-0.07±0.04	-0.04±0.06	≥0.08	≥60	0.003	0.318	0.678	0.000	C	-
1493	90440 (2004 BY83)	2457798.46669	0:53	15.0	18.28	0.09±0.05	0.16±0.07	≥0.11	≥53	0.717	0.053	0.007	0.222	S	-
1494	90997 (1998 BC)	2458164.41350	4:21	14.8	18.41	0.13±0.01	0.24±0.01	≥0.11	≥261	1.000	0.000	0.000	0.000	S	-
1495	91740 (1999 TX177)	2458166.40297	2:51	14.9	19.87	-0.07±0.04	-0.15±0.04	≥0.25	≥172	0.000	0.000	1.000	0.000	C	-
1496	91790 (1999 TP222)	2457724.34310	0:55	14.1	18.80	0.04±0.04	0.08±0.06	≥0.31	≥55	0.544	0.293	0.071	0.092	S	-
1497	91872 (1999 UL41)	2457728.49022	0:55	14.8	19.54	0.22±0.13	-0.02±0.14	≥0.22	≥55	0.803	0.020	0.164	0.013	S	-
1498	91943 (1999 VA64)	2457690.33738	1:57	13.8	19.02	-0.10±0.07	-0.08±0.04	0.76±0.08	235±42	0.006	0.053	0.941	0.000	C	-
1499	92070 (1999 WC18)	2457724.34161	0:57	14.7	20.26	0.26±0.10	0.14±0.10	≥0.30	≥58	0.980	0.004	0.004	0.012	S	-
1500	92506 (2000 NU16)	2458048.26028	5:22	15.3	19.28	-0.08±0.03	-0.10±0.01	0.14±0.04	204±28	0.000	0.000	1.000	0.000	C	-
1501	92668 (2000 QB53)	2457692.38892	1:20	16.3	18.75	-0.03±0.02	-0.02±0.03	≥0.06	≥80	0.000	0.363	0.636	0.000	C	-
1502	92939 (2000 RC33)	2458055.26304	5:17	14.8	18.41	0.09±0.01	0.15±0.01	0.85±0.04	636±117	0.997	0.000	0.000	0.003	S	-
1503	93147 (2000 SA80)	2458051.26416	5:09	15.6	19.75	-0.06±0.01	-0.06±0.02	0.49±0.05	357±80	0.000	0.039	0.961	0.000	C	-
1504	93282 (2000 SK187)	2458163.46671	3:42	15.8	19.09	0.02±0.01	-0.05±0.02	0.12±0.04	157±21	0.002	0.000	0.998	0.000	C	-
1505	93520 (2000 TW63)	2458167.40537	1:20	16.0	19.48	-0.06±0.03	-0.10±0.03	0.07±0.04	101±24	0.000	0.006	0.994	0.000	C	-
1506	93629 (2000 UH77)	2458049.25597	5:24	15.9	19.47	0.08±0.01	0.11±0.01	0.33±0.04	650±96	0.999	0.001	0.000	0.000	S	-
1507	93659 (2000 UF104)	2458051.26003	5:15	14.4	19.35	0.08±0.02	0.09±0.02	≥0.21	≥315	0.990	0.010	0.000	0.000	S	-
1508	93659 (2000 UF104)	2458053.25946	4:21	14.4	19.36	0.02±0.09	0.07±0.07	≥0.30	≥262	0.392	0.416	0.107	0.085	-	-
1509	93829 (2000 WZ76)	2458167.40537	1:20	14.8	19.07	-0.04±0.02	-0.05±0.03	≥0.13	≥81	0.000	0.158	0.842	0.000	C	-
1510	94134 (2000 YJ117)	2457802.42659	1:45	15.4	19.66	-0.03±0.03	0.00±0.04	≥0.20	≥106	0.022	0.505	0.472	0.000	X	-
1511	94141 (2000 YJ135)	2457724.34310	0:55	15.2	18.34	-0.02±0.04	0.03±0.05	≥0.16	≥55	0.108	0.562	0.325	0.005	X	-
1512	94580 (2001 VN46)	2458054.26480	5:23	15.9	18.39	-0.06±0.01	-0.09±0.02	0.22±0.04	250±33	0.000	0.000	1.000	0.000	C	-
1513	95641 (2002 GS81)	2457800.27020	1:03	14.7	20.04	0.11±0.06	0.07±0.09	≥0.17	≥64	0.825	0.045	0.084	0.045	S	-
1514	95703 (2002 JY122)	2458164.41350	4:21	14.4	19.44	0.11±0.01	0.17±0.02	0.42±0.04	522±98	0.997	0.000	0.000	0.003	S	-
1515	95704 (2002 JS124)	2458167.40537	1:20	15.2	18.10	0.02±0.02	0.00±0.03	≥0.09	≥81	0.219	0.151	0.630	0.000	C	-
1516	95865 (2003 GA23)	2457724.35824	0:33	14.6	19.85	0.17±0.10	-0.04±0.11	≥0.40	≥34	0.700	0.021	0.272	0.008	S	-

Table 1 continued on next page

Table 1 (continued)

No.	Object	Obs. Start (JD)	Obs. Dur. (h:mm)	H ^a (mag)	V (mag)	V-R ^b (mag)	V-I ^b (mag)	Amplitude ^c (mag)	Rot. Period ^c (min)	S-type	X-type (probability)	C-type	D-type	Tax.	Family ^d
1517	96107 (4109 T-2)	2457690.42183	2:19	16.2	19.47	0.03±0.04	0.03±0.04	≥0.33	≥139	0.440	0.287	0.269	0.005	-	-
1518	9707 Petruskoning (3226 T-3)	2457802.50174	0:55	13.7	18.15	0.01±0.03	0.13±0.04	≥0.13	≥55	0.201	0.438	0.003	0.359	-	-
1519	97117 (1999 VJ94)	2457724.34310	0:55	15.4	19.32	0.17±0.05	0.18±0.06	≥0.23	≥55	0.973	0.001	0.000	0.025	S	-
1520	97157 (1999 VP165)	2457724.28943	1:08	15.2	19.43	-0.01±0.03	0.04±0.06	≥0.24	≥68	0.084	0.572	0.296	0.048	X	-
1521	97261 (1999 XT119)	2458055.26304	5:17	14.9	19.31	0.04±0.02	0.06±0.02	≥0.21	≥318	0.725	0.265	0.009	0.000	S	-
1522	97384 (2000 AF82)	2457798.51082	1:01	14.7	20.05	0.24±0.27	0.54±0.36	≥0.89	≥61	0.702	0.020	0.029	0.159	S	-
1523	97631 Kentrobinsou (2000 ED144)	2457802.50174	0:55	14.7	19.84	-0.06±0.07	-0.16±0.09	≥0.21	≥55	0.004	0.036	0.959	0.000	C	-
1524	98005 (2000 QV203)	2458159.39993	2:20	16.2	19.21	0.05±0.04	0.04±0.05	≥0.18	≥141	0.609	0.193	0.179	0.018	S	-
1525	9801 (1997 FX3)	2458165.40164	5:19	13.8	19.29	0.05±0.01	0.08±0.01	0.16±0.03	169±16	0.731	0.269	0.000	0.000	S	-
1526	98138 (2000 SW42)	2458164.41350	4:21	15.9	18.91	0.07±0.01	0.08±0.01	0.23±0.03	357±84	0.975	0.025	0.000	0.000	S	-
1527	98139 (2000 SG53)	2458167.40537	1:20	12.4	19.80	0.01±0.03	0.06±0.03	≥0.12	≥81	0.283	0.599	0.108	0.011	X	-
1528	98150 (2000 SO66)	2457692.38892	1:20	16.5	19.53	0.14±0.02	0.20±0.03	≥0.13	≥80	0.996	0.000	0.000	0.004	S	-
1529	9820 Hempel (3064 T-1)	2457724.34161	0:57	15.0	19.05	0.05±0.08	0.10±0.07	≥0.24	≥58	0.558	0.262	0.049	0.131	S	-
1530	98354 (2000 SM330)	2458054.26480	5:07	15.9	20.18	0.06±0.07	0.15±0.04	0.41±0.08	286±62	0.586	0.135	0.000	0.279	S	-
1531	99026 (2001 DX92)	2458163.46671	3:42	14.8	19.58	-0.04±0.02	-0.07±0.03	≥0.10	≥223	0.000	0.033	0.967	0.000	C	-
1532	99043 (2001 EX7)	2457730.42927	1:17	15.9	20.54	0.11±0.07	0.04±0.08	≥0.30	≥77	0.765	0.066	0.143	0.025	S	-
1533	99045 (2001 EQ8)	2457690.33738	1:57	15.6	20.03	0.03±0.04	0.10±0.05	≥0.19	≥118	0.439	0.373	0.021	0.167	-	-
1534	99064 (2001 FT2)	2457692.38892	1:20	15.7	19.70	0.05±0.03	0.08±0.04	≥0.11	≥80	0.714	0.241	0.017	0.027	-	-
1535	99403 (2002 AX58)	2458055.26304	5:17	16.3	18.88	0.06±0.01	0.08±0.02	≥0.26	≥318	0.929	0.071	0.000	0.000	S	-
1536	99818 (2002 LO51)	2458164.41350	3:20	15.5	18.72	0.09±0.02	0.08±0.02	≥0.10	≥201	0.998	0.003	0.000	0.000	S	-
1537	222454 (2001 QM279)	2458050.25465	5:29	14.8	20.01	-0.04±0.02	-0.04±0.02	0.55±0.06	300±53	0.000	0.189	0.811	0.000	C	Hilda
1538	37590 (1991 RA14)	2458164.41350	4:21	13.0	19.98	-0.02±0.02	0.01±0.02	≥0.13	≥261	0.008	0.601	0.392	0.000	X	Hilda
1539	51983 Homig (2001 SZ8)	2458055.26304	5:17	13.2	18.92	-0.05±0.01	-0.08±0.02	≥0.44	≥318	0.000	0.001	0.999	0.000	C	Hilda
1540	12307 (1991 UA)	2458163.46671	3:42	12.9	19.34	-0.01±0.02	0.01±0.02	≥0.19	≥223	0.015	0.444	0.541	0.000	C	Schubart
1541	164843 (1999 TH138)	2458165.42488	4:43	14.8	21.36	-0.07±0.08	-0.10±0.11	≥0.46	≥283	0.022	0.163	0.808	0.007	C	Schubart
1542	39405 Morigkau (1063 T-1)	2458165.40164	5:19	13.2	19.90	-0.03±0.02	-0.03±0.02	0.84±0.04	355±70	0.000	0.134	0.866	0.000	C	Schubart
1543	223993 (2005 EC70)	2458049.25597	5:24	17.4	19.85	0.01±0.02	0.00±0.03	0.55±0.06	300±53	0.100	0.205	0.694	0.000	C	Hungaria
1544	227763 (2006 RC2)	2458048.25593	5:28	17.7	19.63	0.00±0.04	0.03±0.02	≥0.22	≥329	0.289	0.511	0.201	0.000	X	Hungaria
1545	131460 (2001 QE194)	2458163.48650	3:14	12.6	20.14	0.06±0.08	0.23±0.04	≥0.21	≥194	0.410	0.006	0.000	0.584	D	Ennomos
1546	102548 (1999 UF16)	2458053.25946	4:21	15.4	18.91	0.10±0.02	0.06±0.03	0.26±0.05	296±61	0.997	0.003	0.000	0.000	S	Vesta
1547	104087 (2000 EV32)	2457690.43605	1:58	15.6	19.20	0.08±0.03	-0.04±0.04	≥0.20	≥119	0.463	0.003	0.534	0.000	C	Vesta
1548	107926 (2001 FT103)	2458164.41350	4:21	16.4	19.80	0.09±0.02	0.04±0.02	0.77±0.06	334±83	0.996	0.002	0.002	0.000	S	Vesta
1549	108178 (2001 HZ12)	2457691.37970	1:54	16.3	19.82	0.09±0.04	0.08±0.04	≥0.25	≥114	0.919	0.064	0.005	0.012	S	Vesta
1550	108662 (2001 NY20)	2458167.40537	1:20	15.5	19.57	0.04±0.03	-0.00±0.03	≥0.11	≥81	0.470	0.045	0.485	0.000	-	Vesta
1551	114155 (2002 VH67)	2457724.34904	0:44	16.5	20.27	0.39±0.09	0.04±0.12	≥0.22	≥45	0.997	0.000	0.003	0.000	S	Vesta
1552	115570 (2003 UT84)	2458054.26480	5:20	16.7	20.28	-0.00±0.08	-0.02±0.06	≥0.40	≥321	0.226	0.241	0.532	0.001	C	Vesta
1553	118618 (2000 HB8)	2457691.37970	1:10	16.1	19.59	0.04±0.03	-0.01±0.04	≥0.20	≥70	0.416	0.062	0.522	0.000	C	Vesta
1554	119104 (2001 ON53)	2457724.34310	0:55	16.3	19.68	0.21±0.08	-0.01±0.12	≥0.18	≥55	0.874	0.003	0.119	0.004	S	Vesta
1555	122179 (2000 KT38)	2457724.38316	1:08	16.1	18.78	0.05±0.03	-0.04±0.04	≥0.09	≥69	0.244	0.008	0.749	0.000	C	Vesta
1556	128471 (2004 OG13)	2457730.42038	1:30	16.4	19.51	0.16±0.05	0.26±0.06	0.97±0.08	180±36	0.946	0.000	0.000	0.054	S	Vesta
1557	12946 (1290 T-1)	2458054.26480	1:20	14.8	18.43	0.06±0.02	0.03±0.03	≥0.11	≥80	0.883	0.028	0.089	0.000	S	Vesta
1558	14435 (1992 ED13)	2458167.40537	1:17	14.4	18.59	0.07±0.02	0.04±0.03	≥0.28	≥77	0.942	0.020	0.038	0.000	S	Vesta
1559	14523 (1997 GY21)	2457724.35824	0:33	14.0	17.07	0.02±0.04	0.04±0.07	≥0.05	≥34	0.337	0.304	0.285	0.074	-	Vesta
1560	153584 (2001 SS245)	2458167.40537	1:20	16.4	19.90	0.06±0.03	0.07±0.04	≥0.12	≥81	0.814	0.136	0.034	0.016	S	Vesta
1561	159569 (2001 UD163)	2457724.34161	0:57	16.2	20.38	0.28±0.12	0.19±0.13	≥0.63	≥58	0.964	0.004	0.007	0.025	S	Vesta
1562	175179 (2005 EC160)	2458050.25465	5:29	16.6	19.83	0.13±0.02	0.09±0.02	≥0.22	≥329	1.000	0.000	0.000	0.000	S	Vesta

Table 1 continued on next page

Table 1 (continued)

No.	Object	Obs. Start (JD)	Obs. Dur. (h:mm)	H ^a (mag)	V (mag)	V-R ^b (mag)	V-I ^b (mag)	Amplitude ^c (mag)	Rot. Period ^c (min)	S-type	X-type (probability)	C-type	D-type	Tax.	Family ^d
1563	18508 (1996 RJ2)	2458051.26003	5:15	14.9	17.94	0.09±0.01	0.05±0.01	≥0.15	≥315	1.000	0.000	0.000	0.000	S	Vesta
1564	185126 (2006 SZ74)	2458165.40164	5:19	16.9	20.38	0.08±0.02	0.06±0.03	≥0.23	≥320	0.964	0.023	0.013	0.000	S	Vesta
1565	187945 (2001 KJ43)	2457691.47191	1:43	16.6	20.43	0.10±0.07	0.19±0.08	≥0.28	≥103	0.685	0.044	0.008	0.264	S	Vesta
1566	189707 (2001 TD148)	2457730.42038	1:30	16.2	19.33	0.08±0.04	0.06±0.05	≥0.16	≥90	0.867	0.076	0.045	0.013	S	Vesta
1567	191623 (2004 NB1)	2457691.46127	2:00	16.4	20.42	0.12±0.05	0.12±0.07	≥0.30	≥121	0.905	0.025	0.008	0.062	S	Vesta
1568	197746 (2004 PN30)	2457691.50542	0:55	16.5	19.15	0.05±0.13	0.06±0.07	≥0.14	≥55	0.514	0.317	0.126	0.043	S	Vesta
1569	197830 (2004 PC92)	2458167.40537	1:11	16.9	21.47	-0.01±0.11	-0.05±0.09	≥0.23	≥71	0.076	0.033	0.892	0.000	C	Vesta
1570	20035 (1992 SA4)	2458049.25597	5:24	14.6	18.27	0.03±0.01	-0.15±0.04	0.15±0.04	155±13	0.001	0.000	0.999	0.000	C	Vesta
1571	2024 McLaughlin (1952 UR)	2457724.38316	1:08	12.9	15.35	0.13±0.02	0.17±0.03	≥0.04	≥69	1.000	0.000	0.000	0.000	S	Vesta
1572	21122 (1992 YK)	2458055.26737	5:11	13.3	16.67	0.11±0.01	0.07±0.01	0.23±0.04	177±21	1.000	0.000	0.000	0.000	S	Vesta
1573	21459 Chrissusell (1998 HS51)	2457692.44645	1:00	14.3	17.36	0.05±0.04	0.09±0.04	≥0.07	≥60	0.671	0.227	0.019	0.083	S	Vesta
1574	218339 (2004 BF121)	2458164.41350	4:21	17.2	20.40	0.08±0.03	0.08±0.04	0.91±0.07	522±143	0.918	0.070	0.005	0.006	S	Vesta
1575	218879 (2007 BH5)	2458048.25593	5:28	16.2	19.58	0.04±0.04	0.01±0.02	0.25±0.04	474±118	0.544	0.070	0.386	0.000	S	Vesta
1576	225334 (1998 RX45)	2458166.40297	2:42	17.0	20.90	0.06±0.12	-0.05±0.10	≥0.49	≥162	0.358	0.115	0.511	0.016	C	Vesta
1577	23204 Ardikkroni (2000 SN172)	2458047.25601	5:24	14.6	17.57	0.11±0.01	0.17±0.01	0.47±0.03	218±26	1.000	0.000	0.000	0.000	S	Vesta
1578	236701 (2007 EH38)	2457690.33738	1:57	16.5	20.35	-0.02±0.06	0.10±0.08	≥0.64	≥118	0.141	0.537	0.098	0.223	X	Vesta
1579	24138 Benjamihlu (1999 VB81)	2457690.33738	1:57	15.1	18.66	0.08±0.02	0.03±0.02	≥0.31	≥118	0.987	0.003	0.010	0.000	S	Vesta
1580	260552 (2005 ED188)	2458054.26480	5:20	17.1	20.11	0.03±0.04	-0.16±0.04	≥0.45	≥321	0.000	0.000	0.000	0.000	C	Vesta
1581	27060 (1998 SU37)	2457724.28943	1:08	14.5	18.58	0.14±0.02	0.08±0.03	≥0.17	≥68	1.000	0.000	0.000	0.000	S	Vesta
1582	274301 Wikipedia (2008 QH24)	2457730.43806	1:02	16.8	20.31	0.11±0.08	0.06±0.08	≥0.30	≥63	0.777	0.083	0.099	0.042	S	Vesta
1583	27725 (1990 QF4)	2457730.42038	1:30	13.4	16.67	0.07±0.03	0.04±0.04	≥0.09	≥90	0.879	0.069	0.051	0.002	S	Vesta
1584	28259 (1999 BY27)	2458047.25601	5:11	14.8	18.92	0.07±0.01	0.03±0.02	≥0.11	≥311	0.999	0.000	0.001	0.000	S	Vesta
1585	289805 (2005 JC149)	2458048.25593	5:28	17.4	20.90	-0.04±0.05	-0.00±0.04	≥0.33	≥329	0.073	0.469	0.458	0.000	-	Vesta
1586	30308 Ienli (2000 JN1)	2457802.42659	1:45	15.4	19.30	0.06±0.02	0.02±0.03	≥0.10	≥106	0.869	0.010	0.121	0.000	S	Vesta
1587	31517 Mahoui (1999 CW102)	2458168.40251	3:22	14.5	17.62	0.12±0.02	-0.05±0.03	≥0.07	≥202	0.710	0.000	0.290	0.000	S	Vesta
1588	322986 (2002 NN72)	2458048.25593	3:01	17.5	20.95	-0.01±0.12	0.01±0.06	≥0.33	≥181	0.317	0.344	0.331	0.007	-	Vesta
1589	325969 (2010 VN133)	2458047.25601	2:12	16.8	20.81	0.08±0.05	-0.01±0.07	0.89±0.09	265±43	0.628	0.036	0.332	0.004	S	Vesta
1590	332524 (2008 LP4)	2458164.41350	4:21	17.0	20.18	0.04±0.05	0.03±0.06	0.79±0.07	434±99	0.522	0.241	0.223	0.014	S	Vesta
1591	339900 (2005 TW183)	2457690.42183	2:19	16.9	19.89	0.10±0.05	-0.00±0.06	≥0.20	≥139	0.736	0.030	0.233	0.001	S	Vesta
1592	342293 (2008 TZ35)	2457692.38892	1:20	16.8	20.56	0.04±0.07	-0.13±0.09	≥0.17	≥80	0.096	0.022	0.882	0.000	C	Vesta
1593	365485 (2010 PA64)	2458049.25597	5:24	17.5	20.37	0.07±0.02	0.04±0.03	≥0.32	≥325	0.955	0.029	0.016	0.000	S	Vesta
1594	40587 (1999 RB141)	2458047.25601	5:24	15.6	18.27	0.06±0.01	0.04±0.01	≥0.08	≥324	0.995	0.005	0.000	0.000	S	Vesta
1595	45028 (1999 WD9)	2458055.26304	5:17	14.3	17.66	-0.01±0.01	0.00±0.01	0.26±0.04	308±52	0.000	0.256	0.744	0.000	C	Vesta
1596	47190 (1999 TA171)	2458168.40251	3:22	15.5	18.55	0.07±0.02	-0.01±0.03	≥0.14	≥202	0.692	0.002	0.306	0.000	S	Vesta
1597	47575 (2000 AL172)	2458049.25597	5:24	15.4	18.77	0.08±0.01	-0.10±0.01	0.27±0.03	650±120	0.000	0.000	1.000	0.000	C	Vesta
1598	53491 (2000 AM66)	2457691.46127	2:00	15.2	18.53	0.11±0.03	0.04±0.04	≥0.17	≥113	0.992	0.002	0.006	0.000	S	Vesta
1599	53912 (2000 GL5)	2457691.37970	1:52	16.1	19.51	0.07±0.03	0.04±0.03	≥0.19	≥121	0.862	0.070	0.068	0.001	S	Vesta
1600	55174 (2001 QV258)	2457724.38316	1:08	15.0	17.74	0.06±0.02	-0.05±0.03	≥0.36	≥69	0.214	0.000	0.786	0.000	C	Vesta
1601	55786 (1993 OE3)	2457798.46669	0:53	14.7	18.38	0.09±0.05	0.05±0.06	≥0.18	≥53	0.829	0.059	0.097	0.016	S	Vesta
1602	57450 (2001 SU69)	2457728.49022	0:57	14.7	18.75	0.11±0.05	0.10±0.06	≥0.15	≥58	0.903	0.038	0.012	0.046	S	Vesta
1603	58885 (1998 HA142)	2457691.46127	2:00	16.2	19.20	0.09±0.03	-0.01±0.06	≥0.14	≥121	0.656	0.008	0.334	0.002	S	Vesta
1604	61898 (2000 QZ227)	2457728.49321	0:33	15.5	19.71	0.28±0.10	0.21±0.14	≥0.28	≥34	0.979	0.002	0.004	0.015	S	Vesta
1605	62285 (2000 SZ109)	2457728.49022	0:57	15.2	19.59	0.17±0.06	0.08±0.08	0.29±0.10	72±16	0.956	0.009	0.021	0.014	S	Vesta
1606	63649 (2001 QT105)	2457692.38892	1:20	15.1	17.46	0.02±0.02	-0.04±0.03	0.06±0.03	160±30	0.029	0.002	0.969	0.000	C	Vesta
1607	64419 (2001 UG186)	2458166.40297	2:51	16.3	19.83	0.05±0.03	-0.02±0.03	≥0.42	≥172	0.374	0.010	0.616	0.000	C	Vesta
1608	69068 (2003 A032)	2458167.40537	1:20	15.1	19.20	0.14±0.03	-0.01±0.03	≥0.20	≥81	0.972	0.000	0.028	0.000	S	Vesta

Table 1 continued on next page

Table 1 (continued)

No.	Object	Obs. Start (JD)	Obs. Dur. (h:mm)	H ^a (mag)	V (mag)	V-R ^b (mag)	V-I ^b (mag)	Amplitude ^c (mag)	Rot. Period ^c (min)	S-type	X-type (probability)	D-type	Tax.	Family ^d
1609	69153 (2003 HJ22)	2458163.46671	3:42	16.0	19.22	0.01±0.01	-0.11±0.02	≥0.08	≥223	0.000	0.000	0.000	C	Vesta
1610	72276 (2001 AN45)	2458047.25601	5:24	15.5	18.05	0.01±0.01	0.03±0.01	0.99±0.04	367±71	0.124	0.344	0.531	C	Vesta
1611	73213 (2002 JN22)	2458048.25593	5:28	15.3	18.05	0.07±0.04	0.06±0.01	0.65±0.04	433±116	0.854	0.144	0.002	S	Vesta
1612	74806 (1999 TT)	2458054.26480	3:42	15.5	18.30	0.07±0.02	-0.01±0.06	≥0.22	≥222	0.625	0.005	0.368	S	Vesta
1613	77094 (2001 DZ48)	2458047.25601	5:24	16.1	19.76	0.08±0.02	-0.01±0.02	≥0.36	≥324	0.769	0.000	0.231	S	Vesta
1614	77271 (2001 FY53)	2458167.40537	1:20	15.0	18.58	0.09±0.02	0.08±0.04	≥0.17	≥81	0.981	0.010	0.003	S	Vesta
1615	77535 (2001 HT62)	2458047.25601	5:24	16.1	20.06	0.08±0.02	0.05±0.02	≥0.18	≥324	0.990	0.009	0.001	S	Vesta
1616	85863 (1999 BG)	2458166.40297	2:54	15.1	18.26	0.05±0.07	-0.01±0.02	0.33±0.06	350±57	0.465	0.112	0.423	-	Vesta
1617	86520 (2000 DH69)	2458163.46671	3:42	15.2	18.44	0.09±0.01	0.06±0.02	0.21±0.04	263±79	0.999	0.001	0.000	S	Vesta
1618	86620 (2000 EY120)	2457690.42183	2:21	15.8	18.71	0.12±0.03	0.09±0.03	≥0.17	≥142	0.994	0.004	0.000	S	Vesta
1619	88985 (2001 TG68)	2457802.50174	0:55	15.5	19.49	0.08±0.06	0.02±0.08	≥0.29	≥55	0.637	0.101	0.239	S	Vesta
1620	89238 (2001 UQ153)	2457692.44645	1:00	16.0	18.63	0.13±0.04	0.10±0.05	≥0.05	≥60	0.989	0.004	0.001	S	Vesta
1621	92769 (2000 QZ126)	2458163.46671	3:42	15.9	20.07	0.06±0.02	0.08±0.03	≥0.18	≥223	0.808	0.179	0.003	S	Vesta
1622	10181 Davidaomba (1996 PF3)	2458047.25601	5:24	16.2	19.13	0.08±0.01	0.10±0.02	1.05±0.04	270±39	0.999	0.001	0.000	S	Flora
1623	116343 (2003 YY83)	2457691.37970	1:54	16.3	19.90	0.08±0.04	0.14±0.05	≥0.24	≥114	0.814	0.034	0.001	S	Flora
1624	11874 Gringauz (1989 XD1)	2457691.46127	1:01	15.0	16.90	0.01±0.04	0.03±0.05	≥0.29	≥61	0.237	0.452	0.298	-	Flora
1625	12459 (1997 AQ4)	2458159.39993	2:20	15.0	17.80	0.09±0.03	0.11±0.04	0.33±0.05	282±71	0.924	0.038	0.000	S	Flora
1626	12895 Balbastre (1998 QO99)	2457802.50174	0:55	14.7	17.86	-0.06±0.02	-0.08±0.04	≥0.15	≥55	0.000	0.043	0.957	C	Flora
1627	13699 Nickthomas (1998 MU7)	2457796.48277	0:41	13.8	18.18	0.12±0.12	0.18±0.13	≥0.14	≥41	0.677	0.075	0.039	S	Flora
1628	137347 (1999 TL94)	2458051.26003	5:15	16.5	19.03	0.07±0.01	0.11±0.01	≥0.16	≥315	0.997	0.003	0.000	S	Flora
1629	141604 (2002 JB5)	2458168.40251	3:18	16.1	19.05	0.10±0.04	0.08±0.05	≥0.42	≥199	0.945	0.029	0.006	S	Flora
1630	145087 (2005 GK54)	2458166.40297	2:42	16.6	20.54	-0.02±0.09	-0.04±0.06	≥0.25	≥162	0.143	0.198	0.659	S	Flora
1631	145097 (2005 GU74)	2457690.33738	1:05	16.6	19.92	0.10±0.04	0.18±0.04	≥0.21	≥66	0.790	0.005	0.000	S	Flora
1632	145907 (1999 TX272)	2458163.46671	3:42	16.4	20.49	0.07±0.03	0.10±0.04	≥0.33	≥223	0.819	0.095	0.005	S	Flora
1633	152914 (2000 DK103)	2457690.33738	1:20	16.7	19.76	0.10±0.03	0.10±0.05	≥0.14	≥81	0.969	0.012	0.001	S	Flora
1634	165267 (2000 SO243)	2458050.25465	5:29	16.2	19.12	-0.04±0.01	-0.06±0.02	0.17±0.04	168±16	0.000	0.008	0.992	C	Flora
1635	165976 (2001 YP27)	2458048.25593	1:49	16.3	20.00	-0.03±0.14	0.07±0.04	≥0.17	≥110	0.341	0.592	0.061	X	Flora
1636	166281 (2002 GQ118)	2458048.25593	5:28	16.7	20.10	0.06±0.04	0.07±0.02	≥0.14	≥329	0.702	0.297	0.002	S	Flora
1637	168070 (2006 CK41)	2458054.26480	5:14	17.0	19.82	-0.02±0.10	0.07±0.05	≥0.28	≥314	0.301	0.581	0.077	X	Flora
1638	171741 (2000 WX119)	2458050.25465	5:29	16.4	19.71	0.09±0.02	0.10±0.02	0.49±0.06	295±47	0.997	0.003	0.000	S	Flora
1639	183039 (2002 QG25)	2458163.46671	3:42	16.8	20.61	0.10±0.04	0.10±0.05	≥0.37	≥223	0.919	0.034	0.004	S	Flora
1640	206301 (2003 FH21)	2458047.26030	5:18	16.7	19.71	0.07±0.01	0.06±0.02	0.24±0.06	167±15	0.979	0.021	0.000	S	Flora
1641	206301 (2003 FH21)	2458048.25593	5:28	16.7	19.74	0.08±0.04	0.11±0.02	0.23±0.04	168±17	0.886	0.108	0.000	S	Flora
1642	20912 (4129 P-L)	2458166.40297	2:54	15.2	19.03	0.01±0.09	0.04±0.03	≥0.10	≥175	0.418	0.515	0.067	X	Flora
1643	217158 (2002 PU32)	2458166.40297	2:42	16.6	20.69	-0.05±0.08	0.02±0.07	≥0.43	≥162	0.124	0.479	0.376	-	Flora
1644	21782 Davemcdonald (1999 RV239)	2458048.25593	5:28	15.3	18.74	0.06±0.04	0.13±0.01	0.13±0.05	168±19	0.804	0.083	0.000	S	Flora
1645	222933 (2002 NO22)	2458167.40537	1:17	17.0	21.13	-0.01±0.05	0.04±0.11	≥0.22	≥77	0.123	0.363	0.354	-	Flora
1646	226608 (2004 DQ21)	2458168.40251	3:15	16.5	19.34	0.12±0.03	0.14±0.04	0.70±0.07	329±157	0.977	0.001	0.000	S	Flora
1647	22782 Kushalnik (1999 GJ19)	2458051.26003	5:15	15.1	18.51	0.07±0.01	0.11±0.01	≥0.21	≥315	0.999	0.001	0.000	S	Flora
1648	22872 Williamweber (1999 RMI94)	2458164.41350	4:21	15.2	19.17	0.02±0.01	0.01±0.02	0.38±0.04	240±41	0.316	0.073	0.612	C	Flora
1649	23424 (1981 EU9)	2458167.40537	1:20	15.1	18.93	-0.03±0.02	-0.00±0.03	0.27±0.04	161±27	0.004	0.499	0.497	-	Flora
1650	23625 Geifond (1996 WX)	2457690.38513	0:48	16.0	18.52	0.05±0.04	0.02±0.06	≥0.25	≥49	0.536	0.157	0.294	S	Flora
1651	24755 (1992 UQ6)	2458163.46671	3:42	14.4	18.06	0.09±0.01	0.11±0.02	≥0.18	≥223	0.998	0.001	0.000	S	Flora
1652	249756 (2000 SD262)	2458047.25601	5:24	16.9	19.79	0.08±0.02	0.14±0.02	0.24±0.05	227±29	0.946	0.001	0.000	S	Flora
1653	251374 (2007 VC15)	2458050.25465	5:29	17.6	20.21	0.09±0.02	0.09±0.03	≥0.23	≥329	0.992	0.007	0.000	S	Flora
1654	252767 (2002 EN81)	2458164.41350	4:21	17.4	19.90	0.09±0.02	0.08±0.02	≥0.17	≥261	0.998	0.002	0.000	S	Flora

Table 1 continued on next page

Table 1 (continued)

No.	Object	Obs. Start (JD)	Obs. Dur. (h:mm)	H ^a (mag)	V (mag)	V-R ^b (mag)	V-I ^b (mag)	Amplitude ^c (mag)	Rot. Period ^c (min)	S-type	X-type (probability)	D-type	Tax.	Family ^d
1655	267654 (2002 TX62)	2458163.46671	3:42	17.0	20.14	0.08±0.02	0.10±0.03	≥0.19	≥223	0.965	0.027	0.000	0.009	Flora
1656	272301 (2005 SA28)	2458165.40164	5:19	16.5	20.33	0.07±0.02	0.10±0.03	≥0.29	≥320	0.911	0.069	0.000	0.019	Flora
1657	274966 (2009 SV333)	2457690.33738	1:57	17.2	20.04	0.03±0.04	-0.14±0.05	≥0.26	≥118	0.008	0.001	0.992	0.000	Flora
1658	276322 (2002 TC205)	2457691.46127	2:00	16.8	20.23	0.01±0.06	-0.05±0.07	≥0.31	≥121	0.166	0.141	0.689	0.004	Flora
1659	2853 Harvill (1963 RG)	2458055.26304	5:17	13.0	15.63	0.12±0.01	0.19±0.01	0.62±0.03	376±80	1.000	0.000	0.000	0.000	Flora
1660	293854 (2007 RU238)	2458047.25601	5:24	17.4	19.92	-0.04±0.02	-0.14±0.02	≥0.21	≥324	0.000	0.158	0.842	0.000	Flora
1661	319425 (2006 HM98)	2458051.27285	4:56	18.0	20.81	0.09±0.03	0.11±0.04	≥0.36	≥297	0.927	0.042	0.001	0.030	Flora
1662	327753 (2006 TX77)	2457692.38892	1:20	17.9	20.31	0.06±0.04	0.05±0.05	≥0.16	≥80	0.691	0.157	0.126	0.026	Flora
1663	33084 (1997 WX49)	2458049.25597	5:24	14.7	17.94	0.10±0.01	0.13±0.01	0.27±0.04	179±18	1.000	0.000	0.000	0.000	Flora
1664	388441 (2007 CT15)	2457722.38400	1:47	17.3	20.38	0.09±0.04	0.07±0.06	≥0.33	≥107	0.861	0.057	0.044	0.038	Flora
1665	44101 (1998 FT121)	2457690.33738	1:05	14.9	18.39	0.02±0.02	0.01±0.03	≥0.12	≥66	0.223	0.190	0.586	0.000	Flora
1666	48979 (1998 QZ40)	2458165.40164	5:19	14.5	17.13	0.08±0.01	0.13±0.01	≥0.15	≥320	1.000	0.000	0.000	0.000	Flora
1667	496 Gryphia (1902 KH)	2457724.28943	1:08	11.6	14.78	0.08±0.02	0.12±0.03	≥0.03	≥68	0.988	0.002	0.000	0.011	Flora
1668	6017 (1991 PY11)	2458168.40251	1:17	13.9	16.76	-0.04±0.02	-0.02±0.03	≥0.03	≥78	0.001	0.357	0.642	0.000	Flora
1669	66141 (1998 SG142)	2457691.46127	2:00	15.3	19.18	0.09±0.03	0.10±0.04	0.55±0.07	231±40	0.944	0.038	0.001	0.017	Flora
1670	6689 Floss (1981 EQ24)	2457798.46669	0:53	15.0	18.05	0.08±0.04	0.11±0.05	≥0.25	≥53	0.863	0.059	0.005	0.073	Flora
1671	67605 (2000 SE149)	2458054.26480	5:23	15.1	18.79	0.09±0.01	0.12±0.02	1.07±0.05	354±73	0.999	0.000	0.000	0.001	Flora
1672	70162 (1999 NV46)	2458165.40164	5:16	15.0	18.55	0.10±0.01	0.14±0.01	≥0.09	≥317	1.000	0.000	0.000	0.000	Flora
1673	72080 (2000 YY39)	2458047.26902	5:05	15.7	20.43	0.09±0.02	0.10±0.03	≥0.46	≥306	0.983	0.010	0.000	0.007	Flora
1674	74706 (1999 RE150)	2458163.46671	3:42	15.9	20.05	0.08±0.02	0.09±0.03	0.37±0.05	269±62	0.976	0.021	0.000	0.003	Flora
1675	76982 (2001 BY65)	2457692.44645	1:00	16.2	18.73	0.04±0.04	0.07±0.04	≥0.11	≥60	0.520	0.350	0.094	0.036	Flora
1676	7777 Consadole (1993 CO1)	2457724.28943	1:08	14.6	18.06	0.06±0.02	0.10±0.03	≥0.05	≥68	0.780	0.158	0.001	0.062	Flora
1677	79605 (1998 RR46)	2458166.40297	2:54	15.9	19.79	0.09±0.03	0.11±0.03	≥0.15	≥175	0.951	0.022	0.000	0.027	Flora
1678	80227 (1999 VH168)	2457724.28943	1:08	16.0	19.89	0.05±0.05	-0.03±0.06	≥0.24	≥68	0.360	0.081	0.557	0.002	Flora
1679	82106 (2001 FG45)	2457722.38400	1:47	16.1	19.72	0.05±0.03	0.06±0.04	≥0.17	≥107	0.672	0.229	0.090	0.010	Flora
1680	86438 (2000 CN16)	2457796.48277	0:51	16.2	19.05	-0.05±0.19	0.15±0.25	≥0.55	≥52	0.264	0.179	0.251	0.306	Flora
1681	8873 (1992 UM2)	2458048.25593	5:28	14.7	17.02	-0.03±0.03	-0.00±0.01	1.18±0.04	357±77	0.021	0.542	0.437	0.000	Flora
1682	97663 (2000 FU29)	2458051.26416	5:09	16.7	19.99	0.09±0.02	0.09±0.02	≥0.20	≥309	0.993	0.007	0.000	0.000	Flora
1683	9941 Iguanodon (1989 CB3)	2457798.50513	1:09	14.8	17.16	0.07±0.03	0.09±0.03	≥0.04	≥69	0.857	0.113	0.002	0.028	Flora
1684	144243 (2004 CA76)	2458163.46671	3:42	16.5	20.06	-0.00±0.03	-0.05±0.04	≥0.23	≥223	0.023	0.066	0.911	0.000	Flora
1685	150382 (2000 DK48)	2457728.49022	0:57	16.9	19.89	0.09±0.09	0.27±0.09	≥0.34	≥58	0.577	0.024	0.001	0.399	Baptistina
1686	183201 (2002 TE17)	2457692.38892	1:20	16.9	19.38	0.00±0.02	0.01±0.03	≥0.09	≥80	0.136	0.308	0.556	0.000	Baptistina
1687	18803 Hillaryoys (1999 JH77)	2458047.25601	5:24	14.4	18.32	0.08±0.01	0.13±0.01	≥0.34	≥324	0.999	0.000	0.000	0.001	Baptistina
1688	18960 (2000 QE130)	2458054.26480	5:23	13.9	16.08	0.09±0.01	0.13±0.01	≥0.04	≥324	1.000	0.000	0.000	0.000	Baptistina
1689	207500 (2006 HC111)	2458049.25597	5:24	16.9	20.45	-0.01±0.03	-0.02±0.03	≥0.32	≥325	0.025	0.136	0.838	0.000	Baptistina
1690	207957 (1995 FN7)	2458048.25593	5:28	16.6	20.52	0.04±0.04	0.05±0.05	≥0.23	≥329	0.642	0.298	0.060	0.000	Baptistina
1691	223060 (2002 TN200)	2458163.46671	3:42	16.6	20.79	-0.00±0.04	0.02±0.05	0.42±0.09	284±65	0.145	0.482	0.362	0.012	Baptistina
1692	233122 (2005 TP59)	2457802.42659	1:45	17.5	19.82	-0.01±0.03	-0.03±0.03	≥0.22	≥106	0.030	0.146	0.824	0.000	Baptistina
1693	273330 (2006 TO57)	2458167.40557	1:20	17.5	20.89	0.08±0.05	0.11±0.07	≥0.18	≥81	0.743	0.092	0.035	0.129	Baptistina
1694	334997 (2004 GA8)	2457692.38892	1:20	17.1	20.38	-0.08±0.05	-0.04±0.05	≥0.17	≥80	0.004	0.313	0.682	0.000	Baptistina
1695	46810 (1998 KK47)	2457691.46127	2:00	15.1	18.68	0.01±0.03	0.08±0.04	≥0.10	≥121	0.194	0.718	0.047	0.041	Baptistina
1696	4691 Teyen (1983 TU)	2458050.25465	5:29	13.5	15.66	-0.01±0.01	0.00±0.01	0.23±0.03	228±31	0.000	0.137	0.863	0.000	Baptistina
1697	55783 (1993 FZ43)	2457796.48277	0:51	16.3	18.66	0.01±0.16	0.09±0.14	≥0.25	≥52	0.365	0.239	0.208	0.188	Baptistina
1698	58202 (1992 EO7)	2457802.50174	0:55	15.8	19.19	0.08±0.04	-0.02±0.06	≥0.23	≥55	0.574	0.018	0.407	0.000	Baptistina
1699	6589 Jankovich (1985 SL3)	2458166.40297	2:54	14.7	18.78	-0.01±0.02	-0.02±0.02	0.41±0.06	283±64	0.003	0.091	0.906	0.000	Baptistina
1700	82224 (2001 HC59)	2458164.41350	4:21	15.8	18.87	-0.01±0.01	-0.01±0.02	0.19±0.04	240±48	0.000	0.117	0.883	0.000	Baptistina

Table 1 continued on next page

Table 1 (continued)

No.	Object	Obs. Start (JD)	Obs. Dur. (h:mm)	H ^a (mag)	V (mag)	V-R ^b (mag)	V-I ^b (mag)	Amplitude ^c (mag)	Rot. Period ^c (min)	S-type	X-type (probability)	D-type	Tax.	Family ^d
1701	119401 (2001 TY50)	2458164.41350	4:21	16.8	21.13	0.09±0.04	0.01±0.05	≥0.34	≥261	0.805	0.028	0.165	0.001	Massalia
1702	119513 (2001 UU138)	2457691.37970	1:54	15.8	20.39	0.08±0.06	0.07±0.07	≥0.59	≥114	0.738	0.120	0.086	0.056	Massalia
1703	125610 (2001 XW51)	2457724.38316	1:08	16.5	18.89	0.04±0.03	0.07±0.04	≥0.10	≥69	0.645	0.289	0.036	0.029	Massalia
1704	137587 (1999 VU146)	2458055.27634	4:23	16.4	20.17	0.09±0.04	0.10±0.04	≥0.28	≥264	0.908	0.061	0.002	0.029	Massalia
1705	15402 Suzaku (1997 VY5)	2457724.38316	0:35	14.9	18.62	0.04±0.03	0.06±0.05	≥0.27	≥36	0.579	0.278	0.110	0.034	Massalia
1706	156848 (2003 CJ13)	2458164.41787	4:14	17.3	20.06	0.07±0.02	0.05±0.02	≥0.44	≥255	0.961	0.031	0.008	0.000	Massalia
1707	159593 (2001 XR167)	2457724.28943	4:56	16.7	20.26	0.09±0.08	-0.04±0.12	≥0.46	≥68	0.498	0.062	0.412	0.027	Massalia
1708	173627 (2001 FC66)	2458051.27285	1:08	16.7	20.76	0.04±0.03	0.10±0.04	≥0.27	≥297	0.588	0.334	0.009	0.069	Massalia
1709	191985 (2005 WB111)	2457692.38892	1:20	17.0	20.66	0.10±0.05	0.05±0.07	≥0.19	≥80	0.845	0.047	0.088	0.020	Massalia
1710	192043 (2006 AK14)	2457692.38892	1:20	17.0	19.27	0.01±0.02	-0.01±0.03	≥0.10	≥80	0.110	0.161	0.730	0.000	Massalia
1711	225872 (2001 XG260)	2457690.33738	1:57	17.1	20.29	0.05±0.05	0.02±0.06	≥0.37	≥118	0.537	0.145	0.304	0.015	Massalia
1712	228845 (2003 EQ54)	2457692.44645	1:00	16.9	20.36	0.01±0.07	0.06±0.08	≥0.15	≥60	0.295	0.377	0.203	0.125	Massalia
1713	23062 Donnmooney (1999 XN52)	2458055.26304	5:11	15.3	19.05	0.07±0.01	0.08±0.02	≥0.09	≥312	0.950	0.050	0.000	0.000	Massalia
1714	234588 (2001 YU25)	2457692.38892	1:20	17.6	20.02	0.06±0.03	0.09±0.04	≥0.13	≥80	0.758	0.168	0.014	0.060	Massalia
1715	257690 (1999 VY205)	2458054.26480	5:23	17.8	20.03	0.01±0.07	0.02±0.04	≥0.33	≥324	0.324	0.372	0.303	0.002	Massalia
1716	272529 (2005 UY281)	2457690.33738	1:57	17.4	20.53	0.11±0.06	0.04±0.11	≥0.42	≥118	0.744	0.032	0.183	0.040	Massalia
1717	28501 (2000 CO79)	2457692.38892	1:20	16.7	19.66	0.05±0.03	0.06±0.04	≥0.75	≥80	0.650	0.250	0.075	0.024	Massalia
1718	335350 (2005 SZ53)	2457724.38316	1:08	17.7	20.21	-0.07±0.06	-0.00±0.06	≥0.47	≥69	0.037	0.482	0.475	0.006	Massalia
1719	335786 (2007 FM33)	2458164.41350	4:21	17.9	20.81	0.06±0.03	0.04±0.05	0.78±0.08	522±90	0.785	0.080	0.129	0.006	Massalia
1720	337549 (2001 SL256)	2457691.37970	1:54	17.2	19.71	0.04±0.03	0.03±0.04	≥0.48	≥114	0.523	0.209	0.267	0.002	Massalia
1721	340077 (2005 WP7)	2457692.44645	1:00	17.5	20.10	0.02±0.05	0.05±0.07	≥0.54	≥60	0.350	0.356	0.229	0.066	Massalia
1722	347394 (2012 SK1)	2457690.38513	0:48	17.4	19.61	0.09±0.05	0.06±0.11	≥0.38	≥49	0.685	0.043	0.190	0.082	Massalia
1723	383052 (2005 QA90)	2458163.46671	3:42	17.5	21.21	-0.01±0.08	0.09±0.07	≥0.50	≥223	0.279	0.483	0.095	0.143	Massalia
1724	384835 (2012 RG40)	2457690.33738	1:57	17.1	19.83	0.06±0.04	0.07±0.05	≥0.25	≥118	0.786	0.135	0.043	0.036	Massalia
1725	58205 (1992 EX12)	2458164.41350	4:21	16.0	18.85	0.07±0.01	0.07±0.01	0.43±0.03	198±27	0.985	0.015	0.000	0.000	Massalia
1726	58266 (1993 TN15)	2457724.34161	0:57	15.8	18.80	0.09±0.04	0.10±0.05	≥0.11	≥58	0.907	0.047	0.007	0.039	Massalia
1727	64095 (2001 SB320)	2457692.44645	1:00	16.4	19.76	0.03±0.06	-0.14±0.12	≥0.18	≥60	0.094	0.052	0.846	0.008	Massalia
1728	84154 (2002 RS81)	2458054.26480	2:24	16.1	18.59	0.05±0.02	0.09±0.02	≥0.10	≥145	0.808	0.186	0.000	0.006	Massalia
1729	85087 (3090 T-2)	2458054.26480	5:11	16.5	18.90	0.07±0.02	0.08±0.02	1.23±0.05	417±100	0.897	0.102	0.000	0.001	Massalia
1730	86865 (2000 HV16)	2457690.33738	1:57	16.3	19.47	0.05±0.03	0.04±0.03	≥0.28	≥118	0.756	0.139	0.105	0.000	Massalia
1731	86912 (2000 HN50)	2457690.34053	1:53	15.7	18.63	0.05±0.03	0.03±0.06	0.42±0.05	189±42	0.763	0.206	0.030	0.001	Massalia
1732	88626 (2001 RW26)	2458163.46671	3:42	16.1	20.34	0.05±0.09	0.06±0.06	0.90±0.10	277±60	0.529	0.259	0.200	0.012	Massalia
1733	10028 Bonus (1981 JM2)	2457724.28943	1:08	14.2	18.49	0.06±0.02	0.13±0.03	≥0.08	≥68	0.719	0.069	0.000	0.212	Nysa-polana
1734	106215 (2000 UD35)	2458055.27192	5:05	16.9	19.93	0.07±0.03	0.05±0.03	≥0.23	≥305	0.915	0.049	0.035	0.001	Nysa-polana
1735	118599 (2000 GZ103)	2457692.38892	1:20	15.8	19.66	0.07±0.03	0.10±0.03	≥0.17	≥80	0.872	0.082	0.000	0.046	Nysa-polana
1736	119243 (2001 QZ288)	2457724.34310	0:55	16.3	18.95	-0.09±0.05	-0.06±0.06	≥0.18	≥55	0.003	0.204	0.793	0.000	Nysa-polana
1737	120369 (2005 NW94)	2457692.44645	1:00	17.5	19.21	0.04±0.04	-0.04±0.10	≥0.16	≥60	0.273	0.103	0.597	0.027	Nysa-polana
1738	124252 (2001 QA4)	2458163.46671	3:42	16.8	20.71	-0.06±0.04	-0.08±0.05	0.75±0.09	427±94	0.003	0.092	0.905	0.000	Nysa-polana
1739	124479 (2001 RA13)	2457724.28943	1:05	16.5	19.20	0.23±0.03	0.45±0.04	≥0.14	≥66	1.000	0.000	0.000	0.000	Nysa-polana
1740	125871 (2001 XA195)	2457691.37970	1:54	16.4	18.72	0.03±0.02	0.07±0.02	≥0.14	≥114	0.443	0.539	0.017	0.001	Nysa-polana
1741	127835 (2003 FX104)	2457690.38513	0:48	16.4	20.14	0.09±0.09	0.14±0.11	≥0.22	≥49	0.652	0.096	0.055	0.198	Nysa-polana
1742	128007 (2003 HS55)	2457692.44645	1:00	15.9	20.01	0.03±0.06	0.06±0.08	≥0.12	≥60	0.375	0.290	0.225	0.111	Nysa-polana
1743	12903 (1998 RK57)	2458053.25946	4:21	14.0	17.97	0.07±0.01	0.09±0.02	≥0.15	≥262	0.991	0.009	0.000	0.000	Nysa-polana
1744	13169 (1995 XS1)	2458055.26304	5:17	14.5	16.82	0.08±0.01	0.13±0.01	0.19±0.03	221±33	1.000	0.000	0.000	0.000	Nysa-polana
1745	135215 (2001 RT85)	2457692.38892	1:20	16.3	18.49	-0.08±0.02	-0.14±0.03	≥0.11	≥80	0.000	0.000	1.000	0.000	Nysa-polana
1746	135368 (2001 TF126)	2457724.38316	1:08	16.3	19.56	0.10±0.03	0.13±0.04	≥0.23	≥69	0.969	0.005	0.000	0.026	Nysa-polana

Table 1 continued on next page

Table 1 (continued)

No.	Object	Obs. Start (JD)	Obs. Dur. (h:mm)	H α (mag)	V (mag)	V-R b (mag)	V-I b (mag)	Amplitude c (mag)	Rot. Period c (min)	S-type	X-type (probability)	D-type	Tax.	Family d
1747	136566 (1978 VE4)	2457692.38892	1:20	16.8	18.48	-0.08±0.02	-0.10±0.03	≥0.10	≥80	0.000	0.004	0.996	0.000	Nysa-polana
1748	136743 Echigo (1995 WW1)	2458164.41350	4:21	16.6	20.08	0.09±0.02	0.07±0.03	≥0.18	≥261	0.995	0.005	0.000	0.000	Nysa-polana
1749	137443 (1999 TK240)	2458050.25465	5:29	16.5	19.24	-0.06±0.01	-0.08±0.02	≥0.10	≥329	0.000	0.001	0.999	0.000	Nysa-polana
1750	137577 (1999 VW125)	2458051.29881	4:19	16.5	20.81	0.06±0.04	0.08±0.04	≥1.16	≥259	0.726	0.211	0.030	0.033	Nysa-polana
1751	137613 (1999 VW188)	2458051.26003	5:15	16.8	18.59	0.05±0.01	0.06±0.01	≥0.22	≥315	0.908	0.092	0.000	0.000	Nysa-polana
1752	13803 (1998 WU10)	2457724.34608	0:51	14.2	18.73	0.11±0.05	0.18±0.05	≥0.07	≥51	0.833	0.006	0.000	0.161	Nysa-polana
1753	141998 (2002 PE157)	2458050.25465	5:29	16.3	18.85	0.07±0.01	0.10±0.01	≥0.08	≥329	0.998	0.002	0.000	0.000	Nysa-polana
1754	142593 (2002 TK109)	2458049.25597	5:24	16.6	19.33	0.06±0.01	0.04±0.02	≥0.28	≥325	0.988	0.010	0.003	0.000	Nysa-polana
1755	145109 (2005 GL113)	2458055.26737	4:58	17.0	20.70	-0.03±0.11	0.04±0.11	≥0.35	≥299	0.209	0.361	0.315	0.114	Nysa-polana
1756	147545 (2004 EA50)	2457691.37970	1:54	16.7	20.00	-0.05±0.04	-0.06±0.05	≥0.24	≥114	0.006	0.164	0.829	0.000	Nysa-polana
1757	150438 (2000 GG117)	2457692.38892	1:20	17.3	20.64	0.09±0.07	0.09±0.08	≥0.30	≥80	0.714	0.109	0.080	0.097	Nysa-polana
1758	15065 (1999 AJ4)	2457724.28943	1:08	15.5	18.58	0.05±0.02	0.10±0.03	≥0.12	≥68	0.709	0.207	0.002	0.082	Nysa-polana
1759	152613 (1996 FH14)	2458163.46671	3:42	16.8	21.17	-0.01±0.09	0.02±0.09	≥0.45	≥223	0.227	0.350	0.360	0.062	Nysa-polana
1760	15263 Erwingroten (1990 TY7)	2457691.37970	1:54	14.6	18.46	0.09±0.02	0.12±0.03	≥0.11	≥114	0.995	0.001	0.000	0.004	Nysa-polana
1761	153806 (2001 VC116)	2458163.46671	3:42	16.3	20.97	0.05±0.05	0.06±0.10	≥0.44	≥223	0.498	0.156	0.201	0.145	Nysa-polana
1762	156025 (2001 RD115)	2457690.38513	0:48	16.5	19.89	0.14±0.07	0.19±0.09	≥0.44	≥49	0.860	0.014	0.003	0.123	Nysa-polana
1763	156780 (2003 AV78)	2458166.40297	2:39	17.0	20.84	0.00±0.06	-0.04±0.07	≥0.30	≥159	0.154	0.173	0.670	0.003	Nysa-polana
1764	158275 (2001 UK8)	2457690.38513	0:48	16.9	19.43	0.09±0.04	0.15±0.08	≥0.36	≥49	0.776	0.028	0.015	0.181	Nysa-polana
1765	158294 (2001 UK104)	2458165.40602	5:13	17.0	20.63	-0.01±0.05	-0.04±0.04	0.83±0.10	315±59	0.070	0.148	0.782	0.000	Nysa-polana
1766	159761 (2003 GF27)	2458165.40602	5:13	16.4	19.68	0.08±0.01	0.08±0.02	≥0.18	≥313	0.994	0.006	0.000	0.000	Nysa-polana
1767	160035 (1998 WQ27)	2457691.37970	1:54	17.2	20.84	0.11±0.10	0.14±0.11	0.65±0.17	128±33	0.689	0.084	0.060	0.166	Nysa-polana
1768	16480 (1990 QN7)	2457691.37970	1:54	14.2	17.97	0.08±0.02	0.11±0.02	≥0.12	≥114	0.989	0.006	0.000	0.006	Nysa-polana
1769	175270 (2005 JL145)	2458050.25465	5:29	16.9	20.77	0.05±0.06	0.07±0.04	≥0.31	≥329	0.602	0.333	0.039	0.026	Nysa-polana
1770	189844 (2003 DO7)	2457690.33738	1:57	16.7	20.69	0.11±0.06	0.12±0.08	≥0.45	≥118	0.810	0.059	0.024	0.107	Nysa-polana
1771	196322 (2003 FY41)	2457691.38271	1:50	16.4	20.82	0.08±0.10	0.05±0.10	≥0.70	≥110	0.553	0.157	0.203	0.087	Nysa-polana
1772	211151 (2002 GX146)	2458050.25465	3:52	17.0	20.76	-0.05±0.06	-0.17±0.06	≥0.35	≥233	0.001	0.004	0.996	0.000	Nysa-polana
1773	211648 (2003 UV219)	2458050.25465	5:29	17.3	19.80	0.04±0.02	0.06±0.02	≥0.15	≥329	0.713	0.279	0.008	0.000	Nysa-polana
1774	213063 (1999 RH94)	2458049.25597	5:24	16.8	18.82	0.08±0.01	0.10±0.01	≥0.08	≥325	0.999	0.001	0.000	0.000	Nysa-polana
1775	214585 (2006 QM62)	2458048.25593	5:28	17.0	19.63	0.04±0.04	0.05±0.02	0.55±0.04	474±119	0.666	0.290	0.043	0.000	Nysa-polana
1776	215627 (2003 SV262)	2458050.25465	5:29	17.4	19.50	0.09±0.01	0.09±0.02	≥0.08	≥329	0.999	0.001	0.000	0.000	Nysa-polana
1777	220266 (2003 AN28)	2458164.41350	4:21	17.0	19.84	0.09±0.02	0.08±0.02	0.20±0.05	210±42	0.997	0.003	0.000	0.000	Nysa-polana
1778	222974 (2002 QQ116)	2457691.37970	0:59	17.7	19.79	-0.00±0.04	0.00±0.07	≥0.16	≥60	0.149	0.351	0.481	0.018	Nysa-polana
1779	223543 (2004 EV42)	2457692.38892	1:20	16.6	20.30	0.07±0.04	0.10±0.05	≥1.08	≥80	0.795	0.124	0.013	0.069	Nysa-polana
1780	225708 (2001 QH246)	2457724.28943	1:05	16.7	19.77	0.11±0.05	0.09±0.06	≥0.26	≥66	0.932	0.027	0.015	0.026	Nysa-polana
1781	227230 (2005 RZ40)	2457692.38892	1:20	16.8	20.90	0.06±0.07	0.11±0.09	≥0.69	≥80	0.538	0.184	0.063	0.215	Nysa-polana
1782	228791 (2002 YQ29)	2457690.33738	1:57	16.8	20.14	0.04±0.05	0.15±0.06	≥0.30	≥118	0.380	0.183	0.007	0.430	Nysa-polana
1783	229441 (2005 UJ8)	2457724.38316	0:40	16.8	19.45	-0.01±0.04	0.05±0.05	≥0.14	≥40	0.139	0.646	0.187	0.028	Nysa-polana
1784	232052 (2001 UK40)	2457690.33738	1:57	17.5	20.04	0.06±0.04	0.04±0.05	≥0.24	≥118	0.703	0.144	0.142	0.011	Nysa-polana
1785	233929 (2009 UN83)	2457692.44645	1:00	18.0	19.26	0.04±0.05	0.17±0.05	≥0.07	≥60	0.403	0.111	0.002	0.484	Nysa-polana
1786	234621 (2002 AH145)	2457722.38400	1:47	17.5	19.84	-0.05±0.04	-0.05±0.05	≥0.47	≥107	0.004	0.255	0.741	0.000	Nysa-polana
1787	24049 (1999 TZ18)	2458164.41350	4:21	14.9	18.12	0.07±0.01	0.11±0.01	≥0.10	≥325	0.996	0.004	0.000	0.001	Nysa-polana
1788	250374 Jitrovec (2003 UL4)	2458049.25597	5:24	16.9	19.95	-0.07±0.02	-0.08±0.02	≥0.28	≥261	0.000	0.005	0.995	0.000	Nysa-polana
1789	257729 (1999 XC259)	2458054.26480	5:20	17.7	19.71	0.10±0.02	0.10±0.03	≥0.18	≥321	0.992	0.005	0.000	0.002	Nysa-polana
1790	26033 (6801 P-L)	2458049.25597	5:24	15.7	18.38	0.09±0.01	0.15±0.01	0.29±0.03	321±79	1.000	0.000	0.000	0.000	Nysa-polana
1791	26155 (1994 VL7)	2458164.41350	4:21	14.5	19.33	0.11±0.01	0.14±0.02	≥0.36	≥261	1.000	0.000	0.000	0.000	Nysa-polana
1792	267130 (2000 ED23)	2457692.38892	1:20	17.1	20.35	0.09±0.04	0.12±0.05	≥0.18	≥80	0.831	0.062	0.004	0.102	Nysa-polana

Table 1 continued on next page

Table 1 (continued)

No.	Object	Obs. Start (JD)	Obs. Dur. (h:mm)	H ^a (mag)	V (mag)	V-R ^b (mag)	V-I ^b (mag)	Amplitude ^c (mag)	Rot. Period ^c (min)	S-type	X-type (probability)	D-type	Tax.	Family ^d
1793	267989 (2004 GX60)	2458163.46671	3:42	17.6	20.47	0.05±0.03	0.07±0.04	0.68±0.08	330±80	0.654	0.279	0.046	0.021	Nysa-polana
1794	269720 (1998 QK58)	2458163.46671	3:42	17.5	21.05	0.04±0.06	0.04±0.08	≥0.32	≥223	0.476	0.215	0.254	0.055	Nysa-polana
1795	272201 (2005 QT17)	2457691.37970	1:54	17.0	19.48	0.05±0.03	0.04±0.03	≥0.39	≥114	0.744	0.123	0.133	0.000	Nysa-polana
1796	275897 (2001 TL76)	2457690.33738	1:57	16.6	18.82	-0.06±0.02	-0.09±0.03	≥0.17	≥118	0.000	0.003	0.997	0.000	Nysa-polana
1797	276001 (2001 XJ228)	2457692.44645	1:00	17.1	19.37	0.06±0.04	0.18±0.06	≥0.11	≥60	0.479	0.068	0.002	0.451	Nysa-polana
1798	276805 (2004 PT18)	2457692.38892	1:20	17.5	20.69	0.08±0.06	0.15±0.06	≥0.37	≥80	0.676	0.083	0.006	0.234	Nysa-polana
1799	27925 (1997 CJ1)	2457690.33738	1:57	15.4	19.50	0.08±0.03	0.15±0.03	≥0.32	≥118	0.786	0.011	0.000	0.202	Nysa-polana
1800	27958 Gussano (1997 RP9)	2458163.46671	3:42	15.1	19.29	0.08±0.02	0.12±0.02	0.49±0.04	446±73	0.993	0.002	0.000	0.005	Nysa-polana
1801	28267 (1999 CH10)	2458159.39993	2:20	14.0	17.18	-0.05±0.02	-0.09±0.03	0.18±0.04	208±50	0.000	0.010	0.990	0.000	Nysa-polana
1802	285971 (2001 RV109)	2457690.33738	1:57	17.4	20.99	0.10±0.11	0.14±0.10	≥0.72	≥118	0.642	0.119	0.044	0.195	Nysa-polana
1803	28680 Sandralitvin (2000 GA69)	2457724.28943	1:08	15.2	19.73	0.10±0.05	0.12±0.06	≥0.35	≥68	0.838	0.047	0.009	0.106	Nysa-polana
1804	28982 (2001 LJ17)	2458165.40164	5:19	15.3	19.89	0.09±0.02	0.13±0.02	≥0.21	≥320	0.994	0.000	0.000	0.005	Nysa-polana
1805	29783 Sanjanarane (1999 CU50)	2458163.46671	3:42	14.8	18.11	0.07±0.01	0.11±0.02	0.14±0.03	222±33	0.994	0.004	0.000	0.003	Nysa-polana
1806	31416 Peteworden (1999 AX24)	2457690.33738	1:57	15.3	19.21	-0.05±0.07	-0.01±0.03	0.46±0.07	151±38	0.070	0.376	0.554	0.000	Nysa-polana
1807	31652 (1999 HS2)	2457691.37970	1:52	14.7	18.70	0.07±0.02	0.11±0.03	0.50±0.04	176±41	0.943	0.037	0.000	0.020	Nysa-polana
1808	317067 (2001 SO202)	2458163.46671	3:42	17.4	21.17	0.01±0.09	0.14±0.07	≥0.41	≥223	0.332	0.319	0.030	0.318	Nysa-polana
1809	32023 (2000 HO89)	2458164.41350	4:21	15.6	20.20	0.05±0.02	0.06±0.03	≥0.20	≥261	0.793	0.184	0.021	0.002	Nysa-polana
1810	32649 (4056 P-L)	2458164.41350	4:21	16.1	20.36	0.10±0.03	0.09±0.03	≥0.17	≥261	0.989	0.009	0.000	0.003	Nysa-polana
1811	335342 (2005 SB23)	2457692.38892	1:18	17.8	20.61	0.07±0.05	0.18±0.06	≥0.26	≥78	0.574	0.047	0.001	0.378	Nysa-polana
1812	33864 (2000 JP12)	2457724.28943	1:08	15.2	18.50	-0.06±0.02	0.03±0.03	≥0.10	≥68	0.000	0.914	0.086	0.000	Nysa-polana
1813	340128 (2005 XX28)	2458164.41350	4:21	17.5	21.00	0.12±0.04	0.11±0.05	≥0.30	≥261	0.949	0.016	0.003	0.031	Nysa-polana
1814	340212 (2006 AW69)	2457691.37970	0:59	17.0	19.42	0.11±0.04	0.15±0.04	≥0.14	≥60	0.926	0.005	0.000	0.069	Nysa-polana
1815	3530 Hammel (1981 EC20)	2458164.41350	4:21	14.2	18.73	0.11±0.01	0.13±0.02	0.68±0.04	272±53	1.000	0.000	0.000	0.000	Nysa-polana
1816	370913 (2005 JG86)	2458049.25597	5:24	17.6	20.88	0.10±0.03	0.10±0.05	≥0.23	≥325	0.956	0.015	0.003	0.026	Nysa-polana
1817	371458 (2006 SR355)	2458049.25597	5:24	17.4	20.15	0.09±0.02	0.10±0.02	≥0.19	≥325	0.997	0.002	0.000	0.001	Nysa-polana
1818	37461 (6112 P-L)	2458164.41350	4:21	16.6	21.14	0.09±0.04	0.03±0.06	0.60±0.08	323±78	0.815	0.053	0.126	0.007	Nysa-polana
1819	374950 (2007 CG6)	2458054.26480	5:23	17.1	19.37	0.06±0.02	0.02±0.03	≥0.16	≥324	0.857	0.024	0.119	0.000	Nysa-polana
1820	378179 (2006 WL182)	2458166.40297	2:42	17.9	20.67	0.09±0.05	0.04±0.06	0.60±0.10	146±26	0.816	0.062	0.106	0.016	Nysa-polana
1821	3818 Gorhisa (1979 QL8)	2458166.40297	2:42	14.1	18.12	-0.05±0.02	-0.10±0.02	0.16±0.04	195±51	0.000	0.000	1.000	0.000	Nysa-polana
1822	385684 (2005 SF252)	2457692.38892	1:20	18.1	19.95	0.08±0.04	0.12±0.05	≥0.14	≥80	0.820	0.069	0.003	0.110	Nysa-polana
1823	388113 (2005 UP402)	2457690.33738	1:57	17.5	20.34	0.08±0.06	0.13±0.08	≥0.38	≥118	0.659	0.100	0.025	0.216	Nysa-polana
1824	46484 (2245 T-2)	2458053.25946	4:21	15.7	19.21	-0.06±0.10	-0.05±0.12	≥0.30	≥262	0.091	0.250	0.617	0.043	Nysa-polana
1825	47603 (2000 AV232)	2458051.26003	5:15	15.3	17.11	0.08±0.01	0.11±0.01	≥0.08	≥315	1.000	0.000	0.000	0.000	Nysa-polana
1826	48971 (1998 QC39)	2458051.40472	1:43	15.0	18.67	0.05±0.02	0.09±0.02	≥0.94	≥104	0.750	0.243	0.000	0.006	Nysa-polana
1827	51739 (2001 KQ49)	2458050.40965	1:46	15.3	19.53	0.05±0.02	0.04±0.03	0.41±0.05	213±42	0.815	0.107	0.077	0.000	Nysa-polana
1828	52516 (1996 HO20)	2457724.34310	0:55	15.0	19.46	0.10±0.05	0.07±0.07	≥0.16	≥55	0.856	0.054	0.053	0.038	Nysa-polana
1829	52906 (1998 SW81)	2457691.37970	1:54	16.7	18.64	0.08±0.02	0.10±0.03	≥0.07	≥114	0.972	0.022	0.000	0.006	Nysa-polana
1830	5487 (1991 UM4)	2458055.26304	3:19	13.9	18.00	0.08±0.01	0.12±0.02	0.52±0.03	399±71	0.999	0.001	0.000	0.001	Nysa-polana
1831	55160 (2001 QT236)	2457724.34310	0:55	16.0	20.22	0.29±0.09	0.26±0.16	≥0.35	≥55	0.994	0.000	0.002	0.004	Nysa-polana
1832	55244 (2001 RA89)	2457692.38892	1:20	14.7	18.08	0.09±0.02	0.14±0.03	≥0.19	≥80	0.970	0.000	0.000	0.029	Nysa-polana
1833	56082 (1999 AK9)	2457690.33738	1:05	16.1	19.04	0.14±0.02	0.18±0.04	≥0.12	≥66	0.995	0.000	0.000	0.005	Nysa-polana
1834	56432 (2000 GY33)	2458165.40164	5:19	15.7	20.25	0.09±0.02	0.12±0.02	0.56±0.05	351±75	0.991	0.002	0.000	0.008	Nysa-polana
1835	57490 (2001 ST175)	2457690.33738	1:57	15.7	19.55	0.09±0.03	0.15±0.04	≥0.33	≥118	0.846	0.011	0.000	0.143	Nysa-polana
1836	63621 (2001 QZ78)	2458163.46671	3:42	15.1	19.39	0.08±0.02	0.10±0.02	≥0.41	≥223	0.977	0.020	0.000	0.003	Nysa-polana
1837	65562 (2219 T-2)	2458164.41350	4:21	15.5	19.98	0.07±0.02	0.09±0.03	0.27±0.05	224±37	0.957	0.041	0.000	0.002	Nysa-polana
1838	68483 (2001 TG129)	2457692.44645	1:00	15.6	19.66	0.10±0.05	0.13±0.06	≥0.11	≥60	0.840	0.038	0.003	0.119	Nysa-polana

Table 1 continued on next page

Table 1 (continued)

No.	Object	Obs. Start (JD)	Obs. Dur. (h:mm)	H ^a (mag)	V (mag)	V-R ^b (mag)	V-I ^b (mag)	Amplitude ^c (mag)	Rot. Period ^c (min)	S-type	X-type (probability)	C-type	D-type	Tax.	Family ^d
1839	70062 (1999 JH40)	2458049.25597	5:24	15.5	18.32	0.08±0.01	0.11±0.01	≥0.21	≥325	1.000	0.000	0.000	0.000	S	Nysa-polana
1840	73815 (1995 VY10)	2458050.25465	5:29	16.0	19.49	-0.06±0.01	-0.11±0.02	≥0.38	≥329	0.000	0.000	1.000	0.000	C	Nysa-polana
1841	74765 (1999 RF216)	2458051.26003	5:15	15.9	17.81	0.09±0.01	0.16±0.01	≥0.24	≥315	0.997	0.000	0.000	0.004	S	Nysa-polana
1842	77058 (2001 DM12)	2458054.26480	5:23	16.2	20.09	0.07±0.04	0.09±0.04	0.97±0.08	277±51	0.796	0.161	0.011	0.032	S	Nysa-polana
1843	77540 (2001 HF64)	2458055.27192	4:58	16.3	20.44	0.02±0.05	-0.08±0.07	0.60±0.11	535±116	0.086	0.058	0.856	0.001	C	Nysa-polana
1844	80720 (2000 CO24)	2458055.27634	4:52	15.8	20.30	0.12±0.04	0.13±0.05	≥0.39	≥292	0.953	0.008	0.000	0.039	S	Nysa-polana
1845	85834 (1998 XM74)	2457690.33738	1:05	14.8	19.17	0.17±0.03	0.23±0.03	0.31±0.04	132±33	0.999	0.000	0.000	0.001	S	Nysa-polana
1846	86638 (2000 EQ134)	2457692.38892	1:20	15.8	19.70	0.10±0.03	0.10±0.03	≥0.18	≥80	0.986	0.009	0.000	0.005	S	Nysa-polana
1847	88337 (2001 OA68)	2458166.40297	2:48	15.7	18.97	0.05±0.02	0.06±0.02	0.17±0.04	165±34	0.811	0.183	0.005	0.000	S	Nysa-polana
1848	88420 (2001 QT54)	2457724.38316	1:08	16.0	18.54	0.10±0.02	0.07±0.03	≥0.16	≥69	0.997	0.003	0.000	0.000	S	Nysa-polana
1849	95143 (2002 AQ164)	2457690.33738	1:57	16.3	18.92	0.05±0.02	0.07±0.03	≥0.11	≥118	0.794	0.193	0.011	0.002	S	Nysa-polana
1850	9567 Surgut (1987 US4)	2458163.46671	3:42	15.0	18.72	-0.07±0.01	-0.08±0.02	≥0.08	≥223	0.000	0.003	0.998	0.000	C	Nysa-polana
1851	114356 (2002 XZ80)	2457692.44645	1:00	16.7	17.94	-0.08±0.04	-0.06±0.04	≥0.08	≥60	0.000	0.156	0.844	0.000	C	Erigone
1852	125866 (2001 XZ191)	2457802.50174	0:55	16.0	19.74	-0.03±0.06	0.02±0.08	≥0.32	≥55	0.112	0.458	0.392	0.038	-	Erigone
1853	14340 (1983 RQ3)	2458164.41350	4:21	14.7	19.14	-0.05±0.01	-0.03±0.02	≥0.08	≥261	0.000	0.291	0.709	0.000	C	Erigone
1854	147903 (2006 SE61)	2458047.25601	5:24	16.4	18.34	-0.05±0.01	-0.05±0.01	0.33±0.03	270±43	0.000	0.037	0.943	0.000	C	Erigone
1855	183017 (2002 PV93)	2458047.25601	5:24	16.2	18.49	-0.05±0.01	-0.04±0.01	≥0.27	≥324	0.000	0.166	0.834	0.000	C	Erigone
1856	183841 (2004 BR110)	2458049.25597	5:24	16.6	20.34	-0.08±0.02	-0.07±0.03	≥0.16	≥325	0.000	0.021	0.979	0.000	C	Erigone
1857	208699 (2002 HG4)	2458047.25601	5:24	16.4	19.87	-0.05±0.02	-0.04±0.02	0.82±0.06	342±62	0.000	0.201	0.799	0.000	C	Erigone
1858	237618 (2001 RZ31)	2458167.40537	1:14	16.7	20.61	-0.07±0.04	-0.06±0.06	≥0.14	≥74	0.002	0.229	0.769	0.000	C	Erigone
1859	243074 (2007 HE9)	2458168.40251	3:15	17.8	20.25	-0.01±0.06	-0.14±0.09	≥0.24	≥196	0.032	0.033	0.934	0.000	C	Erigone
1860	243898 (2000 BD56)	2458047.25601	5:24	17.0	21.25	-0.05±0.06	-0.10±0.08	≥0.46	≥324	0.022	0.110	0.866	0.002	C	Erigone
1861	327757 (2006 UW7)	2458048.25593	5:28	17.2	19.26	-0.08±0.04	-0.05±0.04	0.54±0.04	234±31	0.000	0.054	0.946	0.000	C	Erigone
1862	48366 (3284 T-2)	2458048.25593	5:28	15.4	18.81	-0.07±0.03	-0.04±0.01	0.34±0.04	399±84	0.000	0.103	0.897	0.000	C	Erigone
1863	53781 (2000 EY94)	2458168.40251	3:15	15.5	18.50	-0.05±0.03	-0.08±0.04	≥0.16	≥196	0.000	0.047	0.953	0.000	C	Erigone
1864	73821 (1995 WY15)	2458055.26304	5:17	15.8	19.56	-0.06±0.02	-0.09±0.02	0.76±0.07	275±46	0.000	0.137	0.863	0.000	C	Erigone
1865	190312 (1997 TK27)	2457722.38400	1:47	16.7	19.41	-0.06±0.03	-0.05±0.04	≥0.36	≥107	0.000	0.038	0.962	0.000	C	Clarissa
1866	340934 (2007 EJ21)	2458164.41350	4:21	17.5	20.94	-0.06±0.04	-0.06±0.06	≥0.28	≥261	0.004	0.167	0.829	0.000	C	Clarissa
1867	158704 (2003 FK131)	2457691.37970	1:54	16.2	19.71	-0.03±0.03	-0.05±0.04	≥0.28	≥114	0.004	0.139	0.857	0.000	C	Sulamitis
1868	389845 (2012 QX51)	2458166.40297	2:42	17.1	20.93	0.08±0.07	0.09±0.09	≥0.45	≥162	0.682	0.121	0.075	0.122	S	Lucienne
1869	128338 (2004 FQ111)	2458163.46671	3:42	16.2	20.62	0.09±0.04	0.07±0.06	≥0.40	≥223	0.885	0.034	0.050	0.030	S	Euterpe
1870	12841 (1997 GD8)	2457724.28943	1:08	14.9	19.46	0.08±0.03	0.16±0.06	≥0.52	≥68	0.739	0.024	0.001	0.236	S	Euterpe
1871	12841 (1997 GD8)	2458163.46671	3:42	14.9	17.36	0.07±0.01	0.10±0.02	0.91±0.03	446±109	0.991	0.008	0.000	0.001	S	Euterpe
1872	173606 (2001 EU8)	2458051.27285	4:56	16.8	20.62	0.07±0.03	0.06±0.03	0.56±0.08	326±67	0.866	0.114	0.017	0.004	S	Euterpe
1873	228833 (2003 DV3)	2457724.38316	1:08	17.3	19.59	0.06±0.03	0.03±0.04	0.20±0.05	108±26	0.772	0.089	0.137	0.002	S	Euterpe
1874	278094 (2007 BS24)	2458163.46671	2:33	17.7	20.42	0.04±0.04	0.05±0.04	≥0.47	≥153	0.530	0.290	0.169	0.011	S	Euterpe
1875	79760 (1998 TG25)	2458164.41350	4:21	16.4	20.28	0.04±0.05	0.07±0.03	≥0.14	≥261	0.593	0.375	0.029	0.004	S	Euterpe
1876	199346 (2006 BP161)	2457800.27020	1:03	16.0	20.03	-0.05±0.07	-0.20±0.11	≥0.17	≥64	0.008	0.037	0.955	0.001	C	Klio
1877	200358 (2000 OO37)	2457802.38260	1:00	15.7	20.15	-0.12±0.07	-0.04±0.07	≥0.19	≥61	0.007	0.290	0.701	0.002	C	Klio
1878	165067 Pauls (2000 ED207)	2457690.33738	1:05	16.3	20.01	0.02±0.04	0.04±0.05	≥0.17	≥66	0.372	0.361	0.251	0.017	-	Junco
1879	94026 (2000 XF39)	2458047.25601	5:24	15.4	18.16	0.09±0.01	0.10±0.01	≥0.15	≥324	1.000	0.000	0.000	0.000	S	Junco
1880	118366 (1999 GK)	2458051.26860	5:02	15.5	19.75	0.04±0.01	0.05±0.02	0.21±0.05	167±19	0.731	0.254	0.015	0.000	S	Eunomia
1881	126562 (2002 CM105)	2458047.25601	5:24	15.7	19.98	0.07±0.02	0.08±0.02	≥0.20	≥324	0.945	0.054	0.000	0.001	S	Eunomia
1882	13076 (1991 VT3)	2457800.27020	1:03	13.2	18.44	0.10±0.03	0.18±0.04	≥0.05	≥64	0.854	0.003	0.000	0.143	S	Eunomia
1883	19155 Lifeson (1990 SX3)	2457798.46669	0:53	13.3	17.75	0.08±0.03	0.13±0.04	≥0.11	≥53	0.830	0.042	0.001	0.127	S	Eunomia
1884	204785 (2006 KT102)	2457692.38892	1:20	15.8	19.86	0.09±0.03	0.10±0.04	≥0.28	≥80	0.946	0.033	0.001	0.021	S	Eunomia

Table 1 continued on next page

Table 1 (continued)

No.	Object	Obs. Start (JD)	Obs. Dur. (h:mm)	H ^a (mag)	V (mag)	V-R ^b (mag)	V-I ^b (mag)	Amplitude ^c (mag)	Rot. Period ^c (min)	S-type	X-type (probability)	D-type	Tax.	Family ^d
1885	20504 (1999 RH15)	2457766.28699	2:15	13.7	18.60	0.02±0.09	0.15±0.04	≥0.22	≥135	0.380	0.288	0.001	0.331	Eunomia
1886	22278 Proitich (1983 RT3)	2458167.40537	1:01	13.6	18.18	0.11±0.03	0.12±0.04	≥0.08	≥62	0.985	0.004	0.000	0.011	S
1887	227961 (2007 HO10)	2458050.25874	5:23	16.8	19.84	0.02±0.04	0.13±0.02	0.76±0.06	447±106	0.415	0.323	0.000	0.262	-
1888	235146 (2003 QE96)	2457691.54720	1:27	16.0	19.51	0.04±0.04	0.06±0.06	≥0.13	≥87	0.585	0.245	0.116	0.055	S
1889	243251 (2007 VY315)	2457730.42354	1:25	15.4	20.09	0.12±0.07	0.22±0.07	≥0.46	≥86	0.738	0.015	0.001	0.246	S
1890	27586 (2000 XH34)	2458167.40537	1:20	14.4	19.21	0.07±0.02	0.12±0.03	≥0.14	≥81	0.905	0.043	0.000	0.052	S
1891	280614 (2004 XY24)	2457687.42207	2:03	15.9	19.24	0.14±0.02	0.18±0.03	≥0.21	≥123	1.000	0.000	0.000	0.000	S
1892	348102 (2003 YE28)	2457690.42183	2:21	16.0	19.69	0.09±0.04	0.13±0.05	≥0.25	≥142	0.842	0.043	0.001	0.114	S
1893	40035 (1998 KO15)	2457724.34161	0:57	14.6	18.25	0.09±0.04	0.21±0.05	≥0.10	≥58	0.616	0.004	0.000	0.379	S
1894	40547 (1999 RH111)	2458166.40297	2:51	14.6	18.71	0.07±0.02	0.07±0.02	0.15±0.04	181±45	0.952	0.047	0.000	0.000	S
1895	40752 (1999 TO7)	2457724.34310	0:55	13.6	16.99	0.08±0.04	0.17±0.04	≥0.41	≥55	0.645	0.025	0.000	0.330	S
1896	56199 (1999 GG11)	2458051.26003	5:15	14.7	18.49	0.06±0.01	0.08±0.01	≥0.28	≥315	0.951	0.049	0.000	0.000	S
1897	75763 (2000 AV178)	2457800.27020	1:07	14.7	19.70	0.05±0.15	-0.02±0.12	≥0.18	≥68	0.390	0.160	0.412	0.039	-
1898	79933 (1999 CW70)	2457802.50174	0:55	14.7	19.24	0.07±0.05	0.10±0.07	≥0.21	≥55	0.733	0.100	0.039	0.128	S
1899	93978 (2000 XT9)	2458054.26480	5:23	14.5	18.00	0.09±0.01	0.10±0.01	≥0.23	≥324	1.000	0.000	0.000	0.000	S
1900	110389 (2001 TD6)	2457802.50174	0:55	15.6	20.01	-0.11±0.07	-0.16±0.11	≥0.23	≥55	0.004	0.076	0.917	0.002	C
1901	169730 (2002 NW46)	2457692.38892	1:20	15.9	19.54	-0.03±0.03	-0.04±0.04	≥0.12	≥80	0.003	0.155	0.842	0.000	C
1902	230121 (2001 DR83)	2458049.25597	5:24	16.2	20.34	-0.04±0.02	-0.09±0.03	0.70±0.07	270±43	0.000	0.006	0.994	0.000	C
1903	287091 (2002 RG82)	2458165.40164	5:19	16.1	20.73	-0.05±0.03	-0.08±0.04	≥0.31	≥320	0.000	0.033	0.967	0.000	C
1904	300580 (2007 TA371)	2458163.46671	3:42	16.6	20.99	-0.04±0.06	-0.04±0.07	≥0.28	≥223	0.053	0.244	0.702	0.001	C
1905	40727 (1999 SQ11)	2458047.25601	5:24	14.5	18.11	-0.05±0.01	-0.07±0.01	0.20±0.04	256±37	0.000	0.003	0.997	0.000	C
1906	108973 (2001 PV42)	2457802.42659	1:45	15.6	19.83	0.05±0.03	0.07±0.03	≥1.07	≥106	0.757	0.212	0.019	0.012	S
1907	231696 (1998 HV127)	2458055.26737	4:52	15.9	20.37	-0.15±0.08	-0.15±0.07	≥0.44	≥59	0.001	0.015	0.985	0.000	C
1908	26616 (2000 GG6)	2457798.51082	0:59	13.5	18.29	-0.18±0.10	-0.10±0.06	≥0.38	≥301	0.002	0.035	0.963	0.000	C
1909	301585 (2010 BV38)	2458165.41480	5:00	16.5	20.95	-0.02±0.03	-0.01±0.04	≥0.36	≥301	0.052	0.362	0.585	0.000	C
1910	75520 (1999 XN205)	2458163.46671	3:42	13.9	17.22	-0.07±0.01	-0.07±0.02	0.71±0.03	301±65	0.000	0.003	0.997	0.000	C
1911	94067 (2000 YS31)	2458053.25946	4:21	15.4	18.12	-0.08±0.01	-0.08±0.02	≥0.16	≥262	0.000	0.001	0.999	0.000	C
1912	107486 (2001 DL37)	2457691.55067	1:22	15.2	19.75	-0.02±0.15	0.06±0.07	≥0.18	≥82	0.346	0.439	0.171	0.044	-
1913	133389 (2003 SA160)	2457691.58961	1:40	15.6	19.55	0.06±0.03	0.01±0.04	≥0.12	≥100	0.701	0.044	0.255	0.000	S
1914	163950 (2003 UN22)	2457690.33738	1:57	15.3	19.74	0.10±0.04	0.12±0.04	≥1.13	≥118	0.931	0.021	0.001	0.047	S
1915	17058 Rocknroll (1999 GA5)	2458051.26003	5:15	13.9	17.75	0.07±0.01	0.14±0.01	≥0.11	≥315	0.982	0.000	0.000	0.018	S
1916	198020 (2004 RJ221)	2458167.40537	1:20	14.7	19.26	0.09±0.03	0.15±0.04	≥0.49	≥81	0.882	0.005	0.000	0.112	S
1917	207180 (2005 EU)	2457691.54720	1:27	15.9	19.52	0.05±0.04	0.08±0.05	≥0.14	≥87	0.669	0.194	0.068	0.069	S
1918	376437 (2012 HR28)	2458049.25597	5:24	16.9	20.93	0.08±0.04	0.03±0.05	≥0.28	≥325	0.838	0.048	0.113	0.002	S
1919	38403 (1999 RU197)	2457724.28943	1:08	13.4	18.27	0.09±0.03	0.16±0.03	0.22±0.05	136±26	0.856	0.003	0.000	0.141	S
1920	41030 (1999 UQ46)	2458165.40164	5:19	13.6	17.60	0.07±0.01	0.11±0.01	0.19±0.03	159±12	0.999	0.001	0.000	0.000	S
1921	45492 (2000 AD241)	2458168.40251	3:22	14.4	18.68	0.09±0.02	0.10±0.03	0.15±0.05	136±161	0.983	0.010	0.000	0.006	S
1922	64066 (2001 SJ268)	2458055.26304	4:17	15.3	19.14	0.07±0.02	0.13±0.02	≥0.18	≥59	0.931	0.012	0.000	0.057	S
1923	74351 (1998 VT54)	2457796.44027	0:58	13.6	18.01	0.07±0.04	0.11±0.05	≥0.12	≥59	0.766	0.106	0.012	0.116	S
1924	8369 Miyata (1991 GR)	2458054.26480	5:23	12.4	15.67	0.08±0.01	0.11±0.01	0.24±0.03	165±16	1.000	0.001	0.000	0.000	S
1925	85641 (1998 OR5)	2457800.44661	0:54	15.7	19.28	-0.01±0.14	0.04±0.22	≥0.37	≥54	0.247	0.181	0.371	0.200	-
1926	113526 (2002 TK19)	2457691.42249	0:52	15.2	19.33	-0.00±0.04	0.03±0.06	≥0.12	≥53	0.151	0.482	0.347	0.019	-
1927	11989 (1995 WN5)	2458048.25593	5:28	13.3	17.62	-0.03±0.03	0.02±0.01	≥0.20	≥329	0.042	0.717	0.241	0.000	X
1928	269134 (2007 TF89)	2458164.41350	4:21	16.3	20.77	-0.02±0.03	0.01±0.04	≥0.25	≥261	0.057	0.469	0.474	0.000	-
1929	322290 (2011 FV42)	2458050.25465	5:29	16.0	19.96	-0.03±0.02	-0.02±0.02	≥0.30	≥329	0.000	0.333	0.667	0.000	C
1930	352329 (2007 UW130)	2458166.40297	2:45	16.6	21.03	0.01±0.08	0.05±0.09	≥0.35	≥165	0.331	0.324	0.240	0.105	-

Table 1 continued on next page

Table 1 (continued)

No.	Object	Obs. Start (JD)	Obs. Dur. (h:mm)	H ^a (mag)	V (mag)	V-R ^b (mag)	V-I ^b (mag)	Amplitude ^c (mag)	Rot. Period ^c (min)	S-type	X-type (probability)	D-type	Tax.	Family ^d
1931	40915 (1999 TT155)	2458053.25946	4:21	14.4	18.42	-0.03±0.01	0.01±0.02	≥0.18	≥262	0.001	0.698	0.301	0.000	Padua
1932	40952 (1999 TD231)	2458047.25601	5:24	15.2	19.17	-0.03±0.01	0.02±0.02	≥0.13	≥324	0.000	0.763	0.237	0.000	Padua
1933	70917 (1999 VN195)	2458050.25465	5:29	14.9	18.89	-0.02±0.01	-0.00±0.01	0.34±0.04	271±42	0.000	0.298	0.702	0.000	Padua
1934	89286 (2001 VH18)	2457798.47394	0:42	15.2	19.50	0.14±0.12	0.21±0.12	≥0.37	≥43	0.732	0.051	0.013	0.205	Padua
1935	123260 (2000 UR76)	2458051.26416	5:09	16.1	19.57	-0.07±0.01	-0.07±0.02	0.71±0.05	618±112	0.000	0.002	0.998	0.000	Misa
1936	3035 Chambers (A924 EJ)	2458165.40164	5:19	16.2	20.48	0.05±0.03	0.02±0.03	≥0.21	≥320	0.675	0.055	0.270	0.000	Misa
1937	3035 Chambers (A924 EJ)	2458165.40164	5:19	16.2	16.34	-0.05±0.01	-0.05±0.01	≥0.12	≥320	0.000	0.024	0.976	0.000	Misa
1938	99058 (2001 ET23)	2457691.37970	1:54	16.2	20.52	-0.08±0.10	-0.13±0.09	≥0.35	≥114	0.021	0.053	0.926	0.001	Misa
1939	104968 (2000 JX58)	2457722.38400	1:47	15.1	19.67	-0.11±0.03	-0.15±0.04	≥0.23	≥107	0.000	0.001	1.000	0.000	Dora
1940	113828 (2002 TC226)	2458167.40537	1:20	15.0	20.07	-0.05±0.04	-0.04±0.04	≥0.17	≥81	0.004	0.275	0.721	0.000	Dora
1941	170682 (2004 AM3)	2458163.46671	3:42	16.0	19.58	-0.08±0.02	-0.11±0.03	≥0.15	≥223	0.000	0.001	0.999	0.000	Dora
1942	257422 (2010 FR47)	2457690.33738	1:57	16.1	19.66	-0.08±0.03	-0.12±0.05	≥0.23	≥118	0.000	0.015	0.986	0.000	Dora
1943	28814 (2000 JA17)	2458163.46671	3:33	14.2	19.51	-0.09±0.02	-0.09±0.02	≥0.44	≥214	0.000	0.002	0.998	0.000	Dora
1944	288340 (2004 BZ97)	2458163.46671	3:42	16.4	19.89	-0.09±0.02	-0.11±0.03	≥0.17	≥223	0.000	0.005	0.995	0.000	Dora
1945	103910 (2000 DS59)	2457722.38400	1:47	16.0	20.25	0.06±0.04	0.10±0.07	≥0.20	≥107	0.670	0.134	0.044	0.152	Merxia
1946	134638 (1999 UD37)	2458051.26003	5:15	15.5	19.57	0.07±0.01	0.09±0.02	≥0.15	≥315	0.950	0.050	0.000	0.000	Merxia
1947	171628 (2000 DE25)	2458164.41350	4:21	15.3	19.23	0.04±0.01	-0.01±0.02	≥0.11	≥261	0.316	0.002	0.683	0.000	Merxia
1948	259833 (2004 CZ26)	2457722.38400	1:47	16.0	19.70	0.07±0.03	0.08±0.04	≥0.16	≥107	0.895	0.083	0.011	0.011	Merxia
1949	274702 (2008 UM83)	2458048.25593	5:28	16.1	19.87	0.03±0.04	0.04±0.02	≥0.32	≥329	0.537	0.389	0.074	0.000	Merxia
1950	288385 (2004 CB76)	2457691.46127	2:00	16.1	20.75	0.13±0.09	0.04±0.13	≥0.41	≥121	0.725	0.049	0.176	0.050	Merxia
1951	375993 (2009 XS16)	2458047.25601	5:24	16.4	20.81	0.05±0.07	-0.02±0.08	≥0.57	≥324	0.393	0.123	0.473	0.010	Merxia
1952	100625 (1997 UZ)	2458166.40297	2:48	15.2	19.92	0.02±0.03	-0.03±0.03	0.47±0.05	179±39	0.151	0.051	0.799	0.000	Agnia
1953	139839 (2001 RO41)	2458166.40297	2:48	15.8	20.17	0.02±0.04	-0.01±0.05	≥0.23	≥169	0.297	0.177	0.524	0.002	C
1954	197179 (2003 UM296)	2458054.26480	5:17	16.2	20.11	0.07±0.04	0.03±0.04	≥0.35	≥317	0.793	0.063	0.144	0.001	S
1955	211847 (2004 FK104)	2458164.41350	4:21	16.1	20.45	0.05±0.03	0.04±0.03	≥0.44	≥261	0.733	0.132	0.134	0.000	S
1956	271110 (2003 RO11)	2458051.27285	4:56	16.5	20.53	0.04±0.03	0.03±0.03	0.74±0.09	389±81	0.595	0.200	0.205	0.001	S
1957	281662 (2008 VX15)	2458048.25593	5:28	16.5	20.80	0.01±0.04	-0.01±0.04	≥0.26	≥329	0.197	0.147	0.656	0.000	C
1958	283171 (2009 FR5)	2457690.33738	1:57	16.0	19.79	0.01±0.03	0.06±0.04	≥0.41	≥118	0.298	0.568	0.116	0.018	Agnia
1959	301443 (2009 DD82)	2457692.45553	0:46	16.6	19.96	0.01±0.06	-0.02±0.08	≥0.24	≥47	0.187	0.242	0.552	0.019	C
1960	334867 (2003 UH150)	2458049.25597	5:21	16.6	20.55	0.05±0.03	0.10±0.03	≥0.31	≥322	0.723	0.221	0.001	0.055	S
1961	353617 (2011 UW34)	2458166.40297	2:42	16.5	20.72	-0.02±0.11	-0.09±0.10	≥0.41	≥162	0.137	0.110	0.749	0.004	C
1962	383973 (2008 TL88)	2458048.25593	5:22	16.9	21.02	0.01±0.04	0.03±0.04	≥0.46	≥323	0.286	0.419	0.294	0.001	-
1963	69807 (1998 RE24)	2458055.26304	5:17	15.0	18.70	0.02±0.01	0.00±0.01	0.64±0.04	236±34	0.165	0.024	0.811	0.000	C
1964	86725 (2000 GG32)	2457692.38892	1:20	15.7	19.36	-0.04±0.02	-0.04±0.03	≥0.30	≥80	0.000	0.180	0.820	0.000	C
1965	127125 (2002 GP102)	2458048.25593	5:28	15.0	19.69	0.04±0.04	0.09±0.02	0.35±0.05	219±26	0.501	0.496	0.000	0.003	S
1966	135069 Gagneureau (2001 PV28)	2458165.40164	5:19	15.2	20.18	0.10±0.02	0.10±0.02	≥0.40	≥80	0.998	0.002	0.000	0.000	S
1967	165076 (2000 FX63)	2457692.38892	1:20	15.7	20.16	0.06±0.03	0.07±0.04	≥0.12	≥66	0.778	0.159	0.034	0.029	S
1968	17005 (1999 CD63)	2457800.27020	1:07	13.2	19.06	0.06±0.04	0.11±0.05	≥0.56	≥68	0.682	0.162	0.020	0.137	S
1969	172313 (2002 TM286)	2457691.37970	0:59	15.5	19.19	0.12±0.03	0.17±0.04	≥0.15	≥60	0.966	0.000	0.000	0.034	S
1970	201534 (2003 QV61)	2458047.25601	5:24	15.5	19.17	0.07±0.01	0.08±0.02	≥0.12	≥324	0.974	0.026	0.000	0.000	S
1971	281567 (2008 UR92)	2458048.25593	5:28	16.2	19.83	0.02±0.04	0.04±0.02	0.18±0.04	160±14	0.531	0.383	0.086	0.000	S
1972	2911 Mihalena (1938 GJ)	2457766.49959	1:05	11.6	16.50	0.09±0.03	0.11±0.04	≥0.50	≥66	0.929	0.030	0.000	0.040	S
1973	2911 Mihalena (1938 GJ)	2457768.50255	2:00	11.6	16.14	0.09±0.03	0.13±0.04	0.65±0.06	241±40	0.901	0.021	0.000	0.078	S
1974	68204 (2001 BR80)	2458048.25593	5:28	15.0	19.77	0.06±0.04	0.11±0.02	0.23±0.05	223±32	0.738	0.241	0.000	0.021	S
1975	128394 (2004 LG3)	2458053.25946	4:18	15.5	18.87	-0.04±0.02	-0.05±0.03	≥0.33	≥259	0.000	0.159	0.841	0.000	C
1976	221189 (2005 UN41)	2458053.25946	4:21	15.5	18.80	0.12±0.02	0.16±0.02	0.57±0.05	358±80	0.997	0.000	0.000	0.003	S

Table 1 continued on next page

Table 1 (continued)

No.	Object	Obs. Start (JD)	Obs. Dur. (h:mm)	H ^a (mag)	V (mag)	V-R ^b (mag)	V-I ^b (mag)	Amplitude ^c (mag)	Rot. Period ^c (min)	S-type	X-type (probability)	C-type (probability)	D-type	Tax.	Family ^d
1977	135004 (2001 HZ45)	2457730.42038	1:30	15.5	19.75	0.07±0.04	0.08±0.05	≥0.14	≥90	0.831	0.112	0.029	0.029	S	Rafita
1978	163232 (2002 ED135)	2457722.38400	1:45	15.9	20.66	0.10±0.06	0.07±0.07	≥0.27	≥105	0.799	0.086	0.065	0.050	S	Rafita
1979	165540 (2001 DV19)	2457722.38400	1:47	15.7	19.42	0.04±0.02	0.06±0.04	≥0.10	≥107	0.580	0.337	0.073	0.010	S	Rafita
1980	201128 (2002 JX63)	2457724.38316	1:08	15.7	19.91	0.05±0.04	0.05±0.05	≥0.19	≥69	0.634	0.199	0.141	0.026	S	Rafita
1981	205112 (1999 UQ52)	2457730.42038	1:30	16.1	19.14	0.07±0.03	0.09±0.04	≥0.14	≥90	0.838	0.127	0.005	0.029	S	Rafita
1982	223247 (2003 FR51)	2458051.27285	4:56	16.4	21.09	0.02±0.07	0.04±0.06	0.56±0.12	230±32	0.387	0.404	0.189	0.020	-	Rafita
1983	260095 (2004 LL20)	2458049.25597	5:21	16.6	20.85	0.08±0.04	0.04±0.05	≥0.35	≥322	0.844	0.064	0.086	0.006	S	Rafita
1984	131245 Bakich (2001 FF1)	2458053.25946	4:21	15.5	19.38	0.13±0.03	0.12±0.03	≥0.26	≥262	0.998	0.000	0.000	0.002	S	Hoffmeister
1985	15602 (2000 GA108)	2458163.46671	3:42	13.4	17.25	-0.03±0.01	-0.05±0.02	≥0.29	≥223	0.000	0.022	0.978	0.000	C	Hoffmeister
1986	166636 (2002 SZ38)	2457690.33738	1:05	15.9	19.80	-0.02±0.04	-0.06±0.05	≥0.11	≥66	0.010	0.099	0.891	0.000	C	Hoffmeister
1987	232579 (2003 SM351)	2458048.25593	5:28	15.9	20.24	-0.06±0.04	-0.07±0.02	≥0.44	≥329	0.000	0.016	0.984	0.000	C	Hoffmeister
1988	242583 (2005 GA133)	2457690.33738	0:59	16.3	20.66	0.11±0.09	0.18±0.10	≥0.14	≥60	0.722	0.057	0.014	0.207	S	Hoffmeister
1989	299761 (2006 SM6)	2458166.40297	2:39	16.1	20.62	-0.02±0.06	-0.04±0.06	≥0.40	≥159	0.074	0.197	0.728	0.001	C	Hoffmeister
1990	300731 (2007 VR142)	2457691.37970	1:54	16.6	20.21	0.01±0.05	-0.06±0.06	≥0.62	≥114	0.107	0.089	0.804	0.001	C	Hoffmeister
1991	301518 (2009 FC18)	2458163.46671	3:42	16.2	20.39	-0.02±0.03	-0.05±0.04	≥0.50	≥223	0.017	0.113	0.871	0.000	C	Hoffmeister
1992	305893 (2009 FR24)	2457691.46127	2:00	16.0	19.93	-0.06±0.04	0.09±0.06	≥0.25	≥121	0.018	0.829	0.045	0.107	X	Hoffmeister
1993	306090 (2010 HP25)	2457722.38400	1:47	16.2	20.51	-0.04±0.06	-0.03±0.07	≥0.87	≥107	0.054	0.333	0.611	0.003	C	Hoffmeister
1994	388737 (2007 VS270)	2457690.33738	1:57	16.5	20.55	0.01±0.05	-0.01±0.07	≥0.27	≥118	0.203	0.236	0.551	0.009	C	Hoffmeister
1995	388989 (2008 UR78)	2458049.26046	5:15	16.8	20.70	-0.04±0.03	-0.05±0.04	≥0.57	≥315	0.004	0.151	0.845	0.000	C	Hoffmeister
1996	46076 (2001 BH4)	2458049.25597	5:24	15.2	19.24	-0.05±0.01	-0.06±0.02	1.00±0.04	469±107	0.000	0.024	0.976	0.000	C	Hoffmeister
1997	55671 (9887 P-L)	2457692.44645	1:00	14.9	18.52	-0.07±0.04	-0.07±0.06	≥0.09	≥60	0.001	0.187	0.812	0.000	C	Hoffmeister
1998	70907 (1999 VB186)	2458048.26028	5:22	15.4	19.50	-0.08±0.04	-0.07±0.02	≥0.18	≥323	0.000	0.001	0.999	0.000	C	Hoffmeister
1999	71279 (2000 AX45)	2458047.25601	5:24	14.8	18.88	-0.06±0.01	-0.08±0.02	0.43±0.03	492±114	0.000	0.001	0.999	0.000	C	Hoffmeister
2000	71279 (2000 AX45)	2458048.25593	5:28	14.8	18.97	-0.04±0.03	-0.05±0.01	0.39±0.04	474±115	0.000	0.023	0.977	0.000	C	Hoffmeister
2001	82564 (2001 OY79)	2458167.40537	1:20	15.2	19.20	-0.03±0.03	-0.06±0.04	≥0.09	≥81	0.001	0.061	0.938	0.000	C	Hoffmeister
2002	96286 (1996 AB13)	2458054.34498	3:28	15.4	18.99	-0.05±0.02	-0.07±0.03	≥0.26	≥208	0.000	0.040	0.960	0.000	C	Hoffmeister
2003	164726 (1998 QE107)	2457800.44661	0:54	15.4	19.72	0.13±0.10	0.00±0.14	≥0.23	≥54	0.649	0.048	0.265	0.038	S	Iannini
2004	347980 (2003 SQ91)	2457690.33738	1:57	17.1	20.16	0.02±0.07	0.07±0.07	≥0.68	≥118	0.403	0.385	0.110	0.102	-	Iannini
2005	98713 (2000 XH43)	2457691.37970	0:33	14.8	17.50	0.05±0.03	0.10±0.04	≥0.09	≥33	0.748	0.159	0.009	0.084	S	Kazuyya
2006	244398 (2002 PL116)	2457722.38400	1:47	16.3	19.31	0.04±0.03	0.06±0.04	0.29±0.06	202±37	0.613	0.303	0.073	0.012	S	Ino
2007	48560 (1993 UX2)	2457730.42038	1:30	14.5	17.59	0.09±0.04	0.12±0.02	0.23±0.04	171±31	0.888	0.043	0.001	0.068	S	Ino
2008	77065 (2001 DU20)	2457687.38617	2:54	14.3	18.42	0.06±0.01	0.08±0.02	0.44±0.04	350±68	0.895	0.104	0.000	0.000	S	Ino
2009	219859 (2002 CX245)	2458047.25601	5:24	15.6	18.14	-0.04±0.01	-0.07±0.01	0.23±0.03	209±21	0.000	0.003	0.997	0.000	C	Mitridika
2010	98826 (2000 YF140)	2457692.44645	1:00	14.7	19.07	-0.01±0.05	0.07±0.06	≥0.15	≥60	0.197	0.615	0.100	0.088	X	Mitridika
2011	101374 (1998 UT9)	2457724.34310	0:55	15.8	19.77	0.15±0.06	0.17±0.08	≥0.26	≥55	0.926	0.007	0.002	0.065	S	Henan
2012	133104 (2003 OP8)	2458051.26860	5:02	15.5	19.77	0.06±0.02	0.09±0.02	≥0.42	≥303	0.863	0.135	0.000	0.002	S	Henan
2013	138188 (2000 EV115)	2458164.41350	4:21	16.5	20.59	0.07±0.03	0.07±0.03	≥0.31	≥261	0.847	0.121	0.018	0.014	S	Henan
2014	206554 (2003 UG241)	2458163.47274	3:34	16.3	20.39	0.07±0.03	0.11±0.04	≥0.18	≥214	0.820	0.094	0.002	0.084	S	Henan
2015	230920 (2004 TZ323)	2458051.26416	5:09	16.2	20.49	0.06±0.03	0.18±0.03	≥0.30	≥309	0.423	0.011	0.000	0.566	D	Henan
2016	271661 (2004 RH39)	2458050.25465	5:29	16.7	20.31	0.06±0.03	0.01±0.03	≥0.30	≥329	0.761	0.017	0.221	0.000	S	Henan
2017	333663 (2008 SZ240)	2458051.26416	5:09	16.6	20.54	0.03±0.03	0.07±0.03	≥0.38	≥309	0.464	0.049	0.027	0.010	-	Henan
2018	78279 (2002 FN38)	2458164.41350	4:21	15.9	20.50	0.07±0.03	0.13±0.03	≥0.24	≥261	0.859	0.043	0.000	0.098	S	Henan
2019	90723 (1991 TN10)	2458055.26304	5:14	16.1	19.73	0.06±0.03	0.09±0.03	0.28±0.06	348±76	0.825	0.161	0.000	0.014	S	Henan
2020	95287 (2002 CN84)	2458050.25465	5:29	15.9	19.41	0.08±0.01	0.08±0.02	≥0.27	≥329	0.989	0.011	0.000	0.000	S	Henan
2021	248002 (2004 EC16)	2458165.40164	5:19	16.2	19.81	-0.05±0.02	-0.05±0.02	≥0.16	≥320	0.000	0.102	0.898	0.000	C	Hanna
2022	242841 (2006 DO109)	2458163.46671	3:42	16.5	20.82	-0.02±0.04	0.01±0.05	≥0.52	≥223	0.098	0.475	0.423	0.004	-	Karma

Table 1 continued on next page

Table 1 (continued)

No.	Object	Obs. Start (JD)	Obs. Dur. (h:mm)	H ^a (mag)	V (mag)	V-R ^b (mag)	V-I ^b (mag)	Amplitude ^c (mag)	Rot. Period ^c (min)	S-type	X-type (probability)	C-type	D-type	Tax.	Family ^d
2023	145195 (2005 JM30)	2458166.40297	2:48	15.8	20.24	0.11±0.04	0.21±0.04	≥0.67	≥169	0.841	0.001	0.000	0.158	S	Witt
2024	173016 (2006 PZ26)	2458168.40251	3:15	15.6	20.21	0.13±0.05	0.13±0.08	≥0.25	≥196	0.908	0.015	0.013	0.064	S	Witt
2025	191143 (2002 GS102)	2458054.26480	5:23	15.4	19.38	0.11±0.02	0.18±0.02	0.29±0.05	232±33	0.976	0.000	0.000	0.025	S	Witt
2026	209254 (2003 WQ149)	2457691.37970	1:54	16.3	19.98	0.11±0.04	0.22±0.05	≥0.13	≥114	0.827	0.000	0.000	0.173	S	Witt
2027	270561 (2002 GF188)	2458048.40044	2:00	16.1	20.11	0.07±0.03	0.11±0.03	≥0.15	≥121	0.868	0.086	0.000	0.045	S	Witt
2028	2732 Witt (1926 FG)	2457728.49321	0:53	11.8	15.88	0.11±0.04	0.13±0.08	≥0.10	≥53	0.885	0.014	0.014	0.086	S	Witt
2029	298126 (2002 RB251)	2457691.46127	2:00	16.4	20.49	0.10±0.06	0.14±0.08	≥0.37	≥121	0.780	0.060	0.017	0.143	S	Witt
2030	591122 (1998 XJ15)	2457722.38400	1:47	15.0	18.84	0.10±0.02	0.17±0.03	≥0.20	≥107	0.944	0.000	0.000	0.056	S	Witt
2031	632111 (2001 AV13)	2458050.25465	5:17	14.9	19.23	0.09±0.01	0.11±0.03	≥0.14	≥317	0.997	0.001	0.000	0.003	S	Witt
2032	68167 (2001 BV28)	2458048.26028	5:22	15.0	19.19	0.05±0.04	0.11±0.01	0.17±0.04	152±13	0.675	0.310	0.000	0.015	S	Witt
2033	381581 (2008 UD212)	2458049.25597	5:24	16.9	20.16	-0.06±0.03	-0.04±0.04	1.07±0.07	381±94	0.000	0.235	0.765	0.000	C	Xizang
2034	44433 (1998 TL30)	2458165.40164	5:19	15.1	19.71	0.04±0.01	0.10±0.02	0.25±0.05	275±44	0.672	0.296	0.000	0.032	S	Xizang
2035	50684 (2000 ER11)	2457690.33738	1:17	13.0	16.20	-0.06±0.02	-0.03±0.02	≥0.05	≥78	0.000	0.347	0.653	0.000	C	Watsonia
2036	119025 (2001 BG30)	2457691.46127	2:00	14.7	19.90	-0.05±0.04	-0.02±0.05	≥0.29	≥121	0.012	0.420	0.567	0.001	C	Hygiea
2037	121598 (1999 VO130)	2457692.38892	1:20	15.3	18.96	-0.05±0.02	-0.08±0.03	≥0.12	≥80	0.000	0.039	0.961	0.000	C	Hygiea
2038	12549 (1998 QO26)	2457724.28943	1:08	13.3	18.32	-0.08±0.02	-0.07±0.03	≥0.08	≥68	0.000	0.058	0.942	0.000	C	Hygiea
2039	128226 (2003 SB114)	2458167.40537	1:17	15.2	20.52	-0.07±0.04	-0.09±0.07	≥0.13	≥77	0.001	0.115	0.883	0.000	C	Hygiea
2040	135411 (2001 UE16)	2458047.25601	5:24	14.6	18.74	-0.07±0.01	-0.09±0.02	0.71±0.04	492±106	0.000	0.000	1.000	0.000	C	Hygiea
2041	141043 (2001 WT79)	2458049.25597	5:21	15.3	20.58	-0.06±0.03	-0.04±0.03	≥0.64	≥322	0.000	0.245	0.754	0.000	C	Hygiea
2042	15134 (2000 ED92)	2457798.46669	0:53	13.2	17.67	-0.02±0.03	-0.06±0.04	≥0.07	≥53	0.008	0.124	0.867	0.000	C	Hygiea
2043	152131 (2004 TW117)	2458165.40164	5:19	15.0	20.47	-0.04±0.03	-0.06±0.03	≥0.55	≥320	0.000	0.106	0.894	0.000	C	Hygiea
2044	154623 (2003 SU238)	2458164.41350	4:21	15.2	20.47	-0.05±0.03	-0.11±0.03	≥0.34	≥261	0.000	0.002	0.998	0.000	C	Hygiea
2045	174008 (2001 YW8)	2458049.25597	5:24	15.6	20.89	-0.09±0.04	-0.03±0.05	≥0.88	≥325	0.001	0.375	0.624	0.000	C	Hygiea
2046	174547 (2003 FF62)	2458049.25597	5:24	15.3	20.45	-0.07±0.04	-0.12±0.04	≥0.54	≥325	0.000	0.005	0.995	0.000	C	Hygiea
2047	174558 (2003 FB99)	2458049.25597	5:24	14.7	20.21	-0.05±0.02	-0.06±0.03	≥0.27	≥325	0.000	0.052	0.948	0.000	C	Hygiea
2048	175611 (2006 VF31)	2458051.26003	5:15	15.4	19.43	-0.07±0.01	-0.11±0.02	0.46±0.04	630±108	0.000	0.000	1.000	0.000	C	Hygiea
2049	184208 (2004 PR94)	2457691.46127	2:00	15.0	20.03	-0.11±0.09	0.04±0.07	≥0.33	≥121	0.056	0.628	0.286	0.031	X	Hygiea
2050	20546 (1999 RA105)	2457724.34310	0:29	13.2	18.45	-0.09±0.06	0.00±0.08	≥0.24	≥29	0.013	0.516	0.451	0.019	X	Hygiea
2051	214432 (2005 QA57)	2458051.26416	5:09	16.0	20.61	-0.05±0.03	-0.08±0.04	≥0.33	≥309	0.000	0.035	0.965	0.000	C	Hygiea
2052	224604 (2005 YR44)	2458167.40537	1:17	15.4	20.65	-0.03±0.04	-0.02±0.06	≥0.16	≥77	0.023	0.346	0.629	0.001	C	Hygiea
2053	237750 (2001 XP246)	2458049.25597	5:24	15.3	19.89	-0.07±0.02	-0.06±0.02	0.24±0.05	189±21	0.000	0.020	0.980	0.000	C	Hygiea
2054	256517 (2007 ER172)	2458166.40297	2:45	15.7	20.27	-0.03±0.04	-0.08±0.05	≥0.27	≥165	0.004	0.073	0.924	0.000	C	Hygiea
2055	290790 (2005 VE61)	2457691.46127	1:01	16.1	20.19	-0.04±0.07	0.01±0.08	≥0.18	≥61	0.108	0.442	0.417	0.032	-	Hygiea
2056	320021 (2007 DQ74)	2458164.41350	4:21	16.2	20.92	-0.04±0.04	-0.12±0.05	≥0.88	≥261	0.001	0.021	0.978	0.000	C	Hygiea
2057	343121 (2009 EW13)	2458047.25601	5:24	15.6	21.06	-0.09±0.06	-0.22±0.07	≥0.48	≥324	0.000	0.003	0.997	0.000	C	Hygiea
2058	385125 (2010 AH121)	2457691.50542	0:57	15.7	20.60	-0.09±0.10	-0.09±0.14	≥0.46	≥57	0.045	0.192	0.737	0.026	C	Hygiea
2059	386842 (2010 JQ117)	2458047.25601	5:24	15.9	20.79	-0.00±0.04	0.01±0.05	0.66±0.10	342±64	0.149	0.395	0.453	0.002	-	Hygiea
2060	40132 (1998 QL48)	2458167.40537	1:20	13.7	18.91	-0.06±0.02	-0.10±0.03	≥0.42	≥81	0.000	0.003	0.997	0.000	C	Hygiea
2061	45556 (2000 CM51)	2457798.46669	0:53	13.8	17.68	-0.08±0.03	-0.11±0.04	≥0.04	≥53	0.000	0.015	0.985	0.000	C	Hygiea
2062	64421 (2001 UD203)	2458054.27814	4:55	14.7	20.08	-0.06±0.04	-0.12±0.05	≥0.40	≥295	0.000	0.028	0.972	0.000	C	Hygiea
2063	64532 (2001 VB114)	2458054.26480	5:07	14.8	19.73	-0.08±0.03	-0.10±0.03	≥0.26	≥308	0.000	0.010	0.990	0.000	C	Hygiea
2064	70033 (1999 CO20)	2457802.50174	0:55	14.1	19.73	-0.04±0.06	-0.23±0.08	≥0.32	≥55	0.001	0.003	0.996	0.000	C	Hygiea
2065	85260 (1993 TC23)	2457690.33738	1:05	14.4	19.76	-0.04±0.04	-0.10±0.04	≥0.11	≥66	0.000	0.021	0.979	0.000	C	Hygiea
2066	86305 (1999 VN66)	2457692.38892	1:20	14.5	18.43	-0.00±0.02	0.03±0.03	≥0.06	≥80	0.085	0.544	0.372	0.000	X	Hygiea
2067	9043 (1991 EJ4)	2458166.40297	2:54	12.5	17.42	-0.03±0.01	-0.03±0.02	0.37±0.04	350±64	0.000	0.202	0.798	0.000	C	Hygiea
2068	91178 (1998 RV23)	2458166.40297	2:45	14.4	19.72	-0.06±0.03	-0.08±0.03	≥0.20	≥165	0.000	0.018	0.982	0.000	C	Hygiea

Table 1 continued on next page

Table 1 (continued)

No.	Object	Obs. Start (JD)	Obs. Dur. (h:mm)	H ^a (mag)	V (mag)	V-R ^b (mag)	V-I ^b (mag)	Amplitude ^c (mag)	Rot. Period ^c (min)	S-type	X-type (probability)	C-type	D-type	Tax.	Family ^d
2069	92075 (1999 XS4)	2457692.44645	1:00	14.9	18.70	-0.07±0.04	-0.06±0.04	≥0.10	≥60	0.001	0.001	0.145	0.854	0.000	Hygiea
2070	92165 (1999 XW160)	2458167.40537	1:20	14.3	19.65	-0.06±0.02	-0.08±0.03	0.17±0.04	152±30	0.000	0.000	0.028	0.972	0.000	Hygiea
2071	92191 (1999 XO222)	2458164.41350	4:21	14.1	19.25	-0.07±0.01	-0.12±0.02	0.19±0.03	357±87	0.000	0.000	0.000	1.000	0.000	Hygiea
2072	100205 (1994 TH14)	2457724.34161	0:57	15.2	19.13	-0.06±0.05	-0.08±0.06	≥0.15	≥58	0.006	0.006	0.118	0.876	0.000	Themis
2073	111421 (2001 XD194)	2457692.44645	1:00	15.2	20.01	-0.02±0.06	0.06±0.07	≥0.20	≥60	0.139	0.009	0.609	0.178	0.075	Themis
2074	111802 (2002 CA248)	2457690.33738	1:57	14.7	19.11	-0.07±0.02	-0.09±0.03	0.17±0.04	≥118	0.000	0.000	0.021	0.979	0.000	Themis
2075	118915 (2000 VM25)	2458051.26003	5:15	15.3	19.49	-0.07±0.01	-0.08±0.02	0.47±0.04	531±120	0.000	0.000	1.000	1.000	0.000	Themis
2076	119820 (2002 AG175)	2457690.33738	1:57	15.4	20.13	-0.01±0.05	-0.05±0.05	≥0.23	≥118	0.059	0.139	0.802	0.000	0.000	Themis
2077	12035 Anseimo (1997 BD9)	2458051.26003	5:15	13.5	19.00	-0.07±0.01	-0.11±0.01	0.28±0.04	326±59	0.000	0.000	1.000	1.000	0.000	Themis
2078	12360 Unilandés (1993 SQ3)	2457692.38892	1:20	13.4	16.73	-0.07±0.02	-0.10±0.03	≥0.09	≥80	0.000	0.003	0.998	0.000	0.000	Themis
2079	126571 (2002 CN110)	2457692.39079	1:15	15.2	20.23	-0.10±0.05	-0.13±0.05	≥0.44	≥75	0.000	0.009	0.991	0.000	0.000	Themis
2080	129420 (3114 T-3)	2457724.28943	1:03	15.3	19.58	-0.07±0.04	-0.08±0.05	≥0.15	≥64	0.001	0.092	0.907	0.000	0.000	Themis
2081	135243 (2001 ST17)	2458050.25465	5:29	15.3	18.91	-0.06±0.01	-0.10±0.01	0.17±0.04	287±46	0.000	0.000	1.000	1.000	0.000	Themis
2082	14242 (2000 AE25)	2458163.46671	3:42	14.0	19.23	-0.05±0.02	-0.05±0.02	0.34±0.04	222±54	0.000	0.138	0.862	0.000	0.000	Themis
2083	148376 (2000 SX195)	2458054.26480	5:23	15.6	19.60	-0.08±0.02	-0.13±0.02	0.67±0.06	648±102	0.000	0.000	1.000	1.000	0.000	Themis
2084	155300 (2005 YG40)	2457724.39404	0:53	15.1	19.76	-0.09±0.13	-0.16±0.05	≥0.46	≥53	0.000	0.000	1.000	1.000	0.000	Themis
2085	159039 (2004 TO83)	2458163.46671	3:42	16.1	20.65	-0.06±0.04	-0.09±0.04	≥0.21	≥223	0.000	0.047	0.953	0.000	0.000	Themis
2086	178204 (2006 VK13)	2458055.28098	4:48	16.1	20.33	-0.07±0.04	-0.12±0.04	≥0.29	≥289	0.000	0.010	0.990	0.000	0.000	Themis
2087	187245 (2005 SV190)	2457690.33738	1:03	15.8	20.09	0.10±0.04	0.11±0.05	≥0.22	≥64	0.895	0.033	0.005	0.067	0.000	Themis
2088	19360 (1997 JS12)	2457692.44645	1:00	14.4	19.64	-0.09±0.04	-0.08±0.06	≥0.10	≥60	0.001	0.115	0.884	0.000	0.000	Themis
2089	219974 (2002 JM137)	2458164.41350	4:21	16.3	21.13	-0.09±0.05	-0.16±0.06	≥0.36	≥261	0.000	0.013	0.987	0.000	0.000	Themis
2090	22439 (1996 HL20)	2457692.38892	1:20	13.7	18.57	-0.07±0.02	-0.12±0.03	≥0.04	≥80	0.000	0.000	1.000	1.000	0.000	Themis
2091	23065 (1999 XF54)	2458164.41350	4:21	13.7	18.55	-0.03±0.01	-0.08±0.01	≥0.10	≥261	0.000	0.000	1.000	1.000	0.000	Themis
2092	248328 (2005 QL18)	2457690.37553	1:02	16.1	19.74	-0.10±0.07	0.01±0.11	≥0.66	≥63	0.029	0.439	0.464	0.068	0.000	Themis
2093	248402 (2005 SC97)	2457690.33738	1:57	15.7	19.60	-0.06±0.03	-0.09±0.04	≥0.26	≥118	0.000	0.031	0.969	0.000	0.000	Themis
2094	25196 (1998 SH184)	2458163.46671	3:42	13.8	18.47	-0.08±0.01	-0.13±0.02	0.34±0.03	222±45	0.000	0.000	1.000	1.000	0.000	Themis
2095	2534 Heuzeau (1931 VD)	2457768.50564	1:55	11.3	17.13	-0.01±0.04	-0.03±0.04	≥0.11	≥116	0.096	0.203	0.702	0.000	0.000	Themis
2096	292618 (2006 UC3)	2458051.26003	5:15	16.1	20.03	-0.04±0.02	-0.04±0.02	0.44±0.06	266±45	0.000	0.105	0.895	0.000	0.000	Themis
2097	29583 (1998 FA60)	2458051.26003	5:15	13.5	18.16	-0.05±0.01	-0.08±0.01	≥0.13	≥315	0.000	0.000	1.000	1.000	0.000	Themis
2098	297140 (2010 TY127)	2458163.46671	3:42	16.2	21.30	-0.02±0.06	0.07±0.11	≥0.46	≥223	0.118	0.395	0.257	0.230	0.000	Themis
2099	308477 (2005 TE44)	2457691.37970	1:54	16.4	20.01	-0.08±0.04	-0.16±0.05	≥0.51	≥114	0.000	0.001	0.999	0.000	0.000	Themis
2100	315140 (2007 EO129)	2458163.46671	3:42	16.6	20.88	-0.04±0.04	-0.02±0.06	≥0.35	≥223	0.019	0.397	0.581	0.003	0.000	Themis
2101	3264 Bounty (1934 AF)	2457692.44645	0:40	12.3	16.99	-0.12±0.15	-0.03±0.07	≥0.12	≥40	0.105	0.238	0.653	0.004	0.000	Themis
2102	32904 (1994 PU24)	2458050.25465	5:29	14.1	18.21	-0.06±0.01	-0.11±0.01	≥0.21	≥329	0.000	0.000	1.000	1.000	0.000	Themis
2103	32949 (1996 AR3)	2458051.26003	5:15	14.2	18.22	-0.07±0.01	-0.11±0.01	0.12±0.04	235±29	0.000	0.000	1.000	1.000	0.000	Themis
2104	34183 (2000 QG44)	2458054.26480	5:23	14.4	18.37	-0.06±0.01	-0.06±0.01	0.24±0.04	354±98	0.000	0.010	0.990	0.000	0.000	Themis
2105	3543 Ningbo (1964 VA3)	2458164.41350	4:21	11.9	16.96	-0.02±0.01	-0.05±0.01	0.33±0.03	384±86	0.000	0.001	1.000	1.000	0.000	Themis
2106	37052 (2000 UO39)	2457690.33738	1:26	14.5	18.87	-0.06±0.02	-0.06±0.03	≥0.33	≥87	0.000	0.000	1.000	1.000	0.000	Themis
2107	3766 Junepatterson (1983 BF)	2457692.38892	1:20	12.0	16.50	-0.06±0.02	-0.08±0.03	≥0.04	≥80	0.000	0.010	0.990	0.000	0.000	Themis
2108	38243 (1999 PB4)	2457690.33738	1:57	14.5	18.00	-0.06±0.02	-0.06±0.03	≥0.28	≥118	0.000	0.064	0.936	0.000	0.000	Themis
2109	38502 (1999 TC171)	2457692.44645	1:00	14.2	18.23	-0.02±0.04	0.04±0.06	≥0.04	≥60	0.101	0.643	0.226	0.029	0.000	Themis
2110	40136 (1998 QS56)	2458164.41350	4:21	14.4	19.50	-0.06±0.02	-0.10±0.02	0.43±0.05	245±41	0.000	0.001	1.000	1.000	0.000	Themis
2111	40586 (1999 RZ140)	2458163.46671	3:42	14.5	19.36	-0.08±0.02	-0.11±0.03	≥0.15	≥223	0.000	0.001	1.000	1.000	0.000	Themis
2112	40872 (1999 TB121)	2457692.44645	1:00	14.2	18.54	-0.07±0.04	-0.05±0.05	≥0.10	≥60	0.001	0.245	0.754	0.000	0.000	Themis
2113	43019 (1999 VG3)	2457724.38316	1:08	13.9	18.01	-0.01±0.02	-0.07±0.03	≥0.10	≥69	0.001	0.016	0.983	0.000	0.000	Themis
2114	43126 (1999 XL64)	2457692.44645	0:40	13.9	18.32	-0.08±0.05	-0.10±0.05	≥0.09	≥40	0.001	0.047	0.953	0.000	0.000	Themis

Table 1 continued on next page

Table 1 (continued)

No.	Object	Obs. Start (JD)	Obs. Dur. (h:mm)	H ^a (mag)	V (mag)	V-R ^b (mag)	V-I ^b (mag)	Amplitude ^c (mag)	Rot. Period ^c (min)	S-type	X-type (probability)	C-type	D-type	Tax.	Family ^d
2115	4366 Venikagan (1979 YVS)	2458054.26480	5:23	12.3	17.17	-0.06±0.01	-0.08±0.01	≥0.06	≥324	0.000	0.000	1.000	0.000	C	Themis
2116	52696 (1998 FC51)	2458051.26860	5:02	14.9	20.36	-0.07±0.02	-0.09±0.03	0.49±0.07	249±39	0.000	0.005	0.995	0.000	C	Themis
2117	59004 (1998 SO43)	2458164.41350	4:21	14.4	19.67	-0.05±0.02	-0.07±0.03	≥0.18	≥261	0.000	0.015	0.985	0.000	C	Themis
2118	60062 (1999 TE119)	2457692.44645	1:00	14.5	18.53	-0.06±0.04	0.01±0.05	≥0.10	≥60	0.012	0.609	0.377	0.003	X	Themis
2119	62432 (2000 SH188)	2458054.26480	5:23	13.9	18.49	-0.07±0.01	-0.08±0.01	0.53±0.04	648±147	0.000	0.000	1.000	0.000	C	Themis
2120	64533 (2001 VR116)	2458054.26480	5:07	15.2	19.71	-0.01±0.03	-0.05±0.04	0.81±0.09	616±115	0.009	0.070	0.921	0.000	C	Themis
2121	66690 (1999 TH63)	2457724.38316	1:08	14.1	19.03	-0.10±0.03	-0.12±0.03	≥0.20	≥69	0.000	0.002	0.998	0.000	C	Themis
2122	7454 Kevinrighter (1981 EW20)	2458054.26480	5:23	13.4	17.67	-0.05±0.01	-0.06±0.01	≥0.05	≥324	0.000	0.013	0.987	0.000	C	Themis
2123	7943 (1991 PQ12)	2457768.50255	2:00	12.7	17.96	-0.05±0.05	-0.10±0.06	≥0.20	≥120	0.008	0.070	0.921	0.000	C	Themis
2124	9646 (1995 BV)	2457724.28943	1:08	12.9	19.00	0.07±0.03	0.20±0.04	≥0.15	≥68	0.451	0.005	0.000	0.544	D	Themis
2125	9664 Brueghel (1996 HT14)	2457724.38316	1:08	13.3	18.51	-0.07±0.02	-0.14±0.03	≥0.07	≥69	0.000	0.000	1.000	0.000	C	Themis
2126	187612 (2007 AN6)	2457687.38022	3:03	15.0	20.16	-0.08±0.03	-0.02±0.04	≥0.33	≥183	0.000	0.475	0.525	0.000	C	Meliboea
2127	308006 (2004 RL137)	2457691.37970	0:50	15.5	20.40	-0.11±0.09	-0.13±0.13	≥0.17	≥51	0.012	0.138	0.840	0.009	C	Meliboea
2128	46064 (2001 DH92)	2457796.44027	0:58	13.6	18.65	0.06±0.07	0.06±0.08	≥0.14	≥59	0.585	0.181	0.152	0.082	S	Meliboea
2129	66167 (1998 VG28)	2457801.38674	1:43	13.5	18.75	-0.09±0.08	-0.00±0.05	≥0.15	≥104	0.051	0.447	0.500	0.002	-	Meliboea
2130	85169 (1989 SN2)	2458049.25597	5:24	14.5	18.43	-0.06±0.01	-0.08±0.01	0.23±0.03	611±126	0.000	0.000	1.000	0.000	C	Meliboea
2131	104188 (2000 EW96)	2458054.26480	5:23	15.2	18.97	0.06±0.01	0.08±0.02	≥0.31	≥324	0.912	0.087	0.000	0.000	S	Koronis
2132	104415 (2000 FG57)	2458050.25465	5:29	15.0	19.82	0.05±0.02	0.11±0.02	0.38±0.05	163±14	0.783	0.193	0.000	0.024	S	Koronis
2133	105239 (2000 PD21)	2457724.38316	1:08	15.3	19.41	0.03±0.03	0.04±0.04	≥0.17	≥69	0.523	0.283	0.192	0.002	S	Koronis
2134	10630 (1998 BV12)	2458163.46671	3:42	13.3	17.77	0.06±0.01	0.09±0.02	≥0.06	≥223	0.895	0.104	0.000	0.001	S	Koronis
2135	10916 Okina-Ouna (1997 YB17)	2458164.41350	4:21	13.2	17.68	0.06±0.01	0.10±0.02	≥0.36	≥261	0.981	0.019	0.000	0.000	S	Koronis
2136	110462 (2001 TC49)	2458164.41350	4:21	14.8	19.55	0.05±0.02	0.10±0.02	≥0.12	≥261	0.774	0.219	0.000	0.007	S	Koronis
2137	116500 (2004 BG22)	2458051.26860	5:02	15.2	19.26	0.08±0.01	0.11±0.02	≥0.12	≥303	0.999	0.001	0.000	0.000	S	Koronis
2138	140005 (2001 SR42)	2458164.41350	4:21	15.9	20.32	0.06±0.02	0.07±0.03	≥0.24	≥261	0.810	0.177	0.011	0.003	S	Koronis
2139	140695 (2001 UD71)	2458164.41350	4:21	16.3	20.90	0.11±0.04	0.05±0.05	≥0.29	≥261	0.946	0.021	0.030	0.003	S	Koronis
2140	140696 (2001 UV72)	2457692.44645	1:00	15.6	19.85	-0.03±0.05	0.02±0.06	≥0.43	≥60	0.075	0.564	0.352	0.009	X	Koronis
2141	140755 (2001 UY117)	2457692.38892	1:20	15.4	19.11	0.04±0.02	0.02±0.03	≥0.17	≥80	0.692	0.088	0.221	0.000	S	Koronis
2142	15460 Manca (1998 YD10)	2458050.25465	5:29	13.6	17.79	0.05±0.01	0.09±0.02	0.17±0.03	453±142	0.786	0.214	0.000	0.001	S	Koronis
2143	16033 (1999 FT32)	2458163.46671	3:42	12.9	17.84	0.08±0.01	0.12±0.02	0.52±0.03	244±52	0.999	0.000	0.000	0.001	S	Koronis
2144	16249 Cauchy (2000 HT14)	2457692.44645	1:00	14.3	18.33	0.03±0.03	0.07±0.05	≥0.09	≥60	0.448	0.396	0.108	0.048	-	Koronis
2145	170856 (2004 FB118)	2457690.33738	1:57	15.8	20.38	0.08±0.05	0.06±0.07	≥0.39	≥118	0.713	0.111	0.125	0.051	S	Koronis
2146	175668 (1994 AZ9)	2457691.37970	1:50	15.9	20.50	0.11±0.07	0.14±0.07	0.93±0.12	221±85	0.816	0.054	0.007	0.123	S	Koronis
2147	176472 (2001 XG149)	2458163.46671	3:42	15.6	20.22	0.05±0.03	0.10±0.03	0.46±0.07	446±97	0.679	0.258	0.002	0.061	S	Koronis
2148	178173 (2006 UG68)	2457690.33738	1:55	16.1	20.08	0.02±0.04	0.09±0.05	≥0.22	≥116	0.397	0.393	0.055	0.156	-	Koronis
2149	185914 (2000 SJ203)	2458164.41350	4:21	16.2	21.23	0.05±0.08	0.07±0.06	≥0.43	≥261	0.546	0.293	0.096	0.065	S	Koronis
2150	195660 (2002 NB63)	2458051.27285	4:56	16.5	20.73	-0.00±0.04	-0.03±0.04	1.07±0.10	316±64	0.077	0.165	0.757	0.000	C	Koronis
2151	206187 (2002 TB361)	2458051.27285	4:56	16.5	20.59	0.05±0.03	0.03±0.03	≥0.34	≥297	0.741	0.093	0.166	0.000	S	Koronis
2152	209374 (2004 EC22)	2457692.39079	1:17	15.9	20.01	0.04±0.03	0.06±0.04	≥0.27	≥77	0.606	0.303	0.073	0.018	S	Koronis
2153	211480 (2003 FC7)	2458164.41350	4:21	16.2	20.75	0.06±0.04	0.08±0.04	≥0.27	≥261	0.719	0.204	0.026	0.051	S	Koronis
2154	213342 (2001 SB251)	2457690.33738	1:57	15.9	19.91	0.03±0.03	0.09±0.04	≥0.18	≥118	0.411	0.449	0.033	0.107	-	Koronis
2155	235945 (2005 EV143)	2458054.26480	5:20	16.1	20.64	-0.05±0.07	0.07±0.06	≥0.34	≥321	0.135	0.128	0.122	0.067	X	Koronis
2156	251261 (2006 VG124)	2458163.46671	3:42	16.7	21.20	0.05±0.05	-0.01±0.06	≥0.48	≥223	0.412	0.176	0.455	0.005	-	Koronis
2157	25192 (1998 SU12)	2458051.26003	5:15	13.9	18.26	0.06±0.01	0.11±0.01	≥0.09	≥315	0.993	0.004	0.000	0.002	S	Koronis
2158	27449 Jamarley (2000 GD14)	2458054.26480	5:20	14.8	19.23	0.05±0.02	0.08±0.02	0.17±0.04	173±19	0.669	0.329	0.002	0.000	S	Koronis
2159	29551 (1998 CH1)	2457692.44645	1:00	14.6	18.79	0.03±0.04	0.03±0.05	≥0.08	≥60	0.407	0.319	0.267	0.007	-	Koronis
2160	31237 (1998 CY4)	2457724.38316	1:08	14.3	18.88	0.13±0.02	0.10±0.03	0.20±0.04	137±22	1.000	0.000	0.000	0.000	S	Koronis

Table 1 continued on next page

Table 1 (continued)

No.	Object	Obs. Start (JD)	Obs. Dur. (h:mm)	H ^a (mag)	V (mag)	V-R ^b (mag)	V-I ^b (mag)	Amplitude ^c (mag)	Rot. Period ^c (min)	S-type	X-type (probability)	D-type	Tax.	Family ^d
2161	32298 Kunalshroff (2000 QD12)	2458164.41350	4:21	14.6	18.75	0.17±0.01	0.12±0.02	≥0.08	≥261	0.996	0.001	0.000	0.004	Koronis
2162	341165 (2007 QO13)	2458050.29991	4:24	16.7	20.92	0.10±0.05	0.12±0.06	≥0.33	≥264	0.845	0.047	0.010	0.098	Koronis
2163	353535 (2011 SY166)	2457690.34053	1:53	16.8	20.64	0.01±0.10	-0.06±0.11	≥0.33	≥113	0.215	0.153	0.021	0.021	Koronis
2164	47782 (2000 EL18)	2458051.26860	5:02	14.7	19.27	0.05±0.01	0.09±0.01	≥0.12	≥303	0.824	0.176	0.000	0.000	Koronis
2165	50458 (2000 DC55)	2458054.26480	5:23	14.8	19.01	0.07±0.02	0.09±0.02	≥0.26	≥324	0.958	0.042	0.000	0.000	Koronis
2166	50745 (2000 ET165)	2458054.26480	5:23	14.1	18.69	0.07±0.01	0.11±0.02	0.63±0.04	222±27	0.976	0.020	0.000	0.004	Koronis
2167	50894 (2000 GA42)	2458055.26304	5:11	14.1	19.00	0.06±0.01	0.09±0.02	≥0.13	≥312	0.861	0.136	0.000	0.002	Koronis
2168	52312 (1991 VG9)	2457724.38316	1:08	14.8	19.43	0.06±0.03	0.04±0.04	≥0.15	≥69	0.766	0.135	0.096	0.003	Koronis
2169	5677 Aberdonia (1987 SQ1)	2457692.44645	1:00	12.6	16.35	0.05±0.04	0.10±0.04	≥0.16	≥60	0.675	0.221	0.015	0.089	Koronis
2170	60693 (2000 GX40)	2458054.26480	5:23	14.7	18.92	0.07±0.02	0.10±0.02	0.16±0.04	320±55	0.945	0.051	0.000	0.003	Koronis
2171	63908 (2001 SM20)	2457690.33738	1:57	14.7	18.78	0.05±0.02	0.07±0.03	≥0.13	≥118	0.737	0.255	0.006	0.003	Koronis
2172	68422 (2001 QJ296)	2457691.37970	1:54	14.4	18.22	0.07±0.02	0.11±0.02	0.68±0.05	229±38	0.923	0.051	0.000	0.026	Koronis
2173	68452 (2001 SA36)	2457690.33738	1:57	14.6	18.99	0.04±0.02	0.08±0.03	≥0.13	≥118	0.565	0.421	0.006	0.009	Koronis
2174	76223 (2000 EX69)	2458053.25946	4:21	14.9	19.49	0.09±0.06	0.14±0.04	≥0.23	≥262	0.745	0.086	0.001	0.168	Koronis
2175	78516 (2002 RH92)	2458053.25946	4:21	15.2	19.31	0.08±0.06	0.07±0.05	≥0.28	≥262	0.749	0.166	0.046	0.038	Koronis
2176	8183 (1992 UE3)	2457690.33738	1:57	13.3	17.43	0.06±0.01	0.11±0.02	≥0.05	≥118	0.930	0.042	0.000	0.028	Koronis
2177	83601 (2001 SO266)	2457724.28943	1:08	15.0	20.03	0.16±0.05	0.19±0.07	≥0.40	≥68	0.969	0.001	0.000	0.030	Koronis
2178	89210 (2001 UH108)	2458163.46671	3:42	15.7	20.23	0.02±0.02	0.03±0.03	≥0.39	≥223	0.397	0.268	0.335	0.000	Koronis
2179	89446 (2001 WW78)	2458164.41350	4:21	15.8	20.58	0.06±0.03	0.10±0.04	≥0.37	≥261	0.794	0.133	0.004	0.069	Koronis
2180	9357 Venezuela (1992 AT3)	2457768.50255	2:00	13.6	18.60	0.11±0.09	0.18±0.09	≥0.37	≥120	0.688	0.066	0.011	0.235	Koronis
2181	106195 (2000 UML15)	2457724.34904	0:46	14.7	19.44	0.09±0.08	0.17±0.10	≥0.31	≥47	0.650	0.076	0.026	0.248	Eos
2182	11412 (1999 JE19)	2458053.25946	4:21	12.7	17.11	0.02±0.01	0.05±0.01	0.33±0.03	187±25	0.360	0.576	0.064	0.000	X
2183	118404 (1999 RC93)	2457800.27321	0:59	14.6	20.15	0.02±0.10	0.19±0.13	≥0.29	≥59	0.331	0.165	0.047	0.456	Eos
2184	118404 (1999 RC93)	2458164.41350	4:21	14.6	19.67	0.02±0.02	0.04±0.02	≥0.31	≥261	0.544	0.290	0.166	0.000	Eos
2185	120389 (2005 QK79)	2457691.46735	1:51	15.4	20.06	0.04±0.05	0.09±0.06	≥0.28	≥112	0.480	0.318	0.050	0.151	Eos
2186	1234 Elyna (1931 UF)	2457798.46669	0:44	10.7	15.21	0.05±0.03	0.12±0.04	≥0.09	≥45	0.661	0.168	0.003	0.169	Eos
2187	127389 (2002 LW6)	2457802.39311	0:45	14.6	19.68	0.01±0.04	0.02±0.06	≥0.14	≥64	0.248	0.372	0.360	0.020	Eos
2188	151316 (2002 CE118)	2458165.40164	5:19	15.0	19.49	0.04±0.01	0.06±0.02	0.28±0.04	216±28	0.662	0.336	0.002	0.000	Eos
2189	159354 (2007 EL137)	2458164.41350	4:21	15.6	20.32	-0.07±0.02	-0.11±0.03	≥0.18	≥261	0.000	0.001	0.999	0.000	C
2190	17697 Evanchen (1997 EQ41)	2457800.27020	1:07	13.5	18.98	-0.00±0.11	0.07±0.06	≥0.18	≥68	0.368	0.496	0.082	0.054	Eos
2191	17862 (1998 KT28)	2457692.38892	1:20	13.1	17.03	0.05±0.02	0.10±0.03	≥0.06	≥80	0.752	0.217	0.000	0.031	S
2192	18674 (1998 FC69)	2457800.27020	1:03	12.7	18.29	0.07±0.03	0.15±0.04	≥0.06	≥64	0.737	0.024	0.000	0.239	S
2193	19485 (1998 HC122)	2457728.49022	0:57	12.9	18.10	0.08±0.05	0.20±0.06	≥0.05	≥58	0.588	0.019	0.000	0.393	S
2194	20515 (1999 RO34)	2457800.27020	1:03	13.0	18.53	0.05±0.03	0.11±0.04	≥0.13	≥64	0.625	0.223	0.007	0.145	S
2195	20807 (2000 SY220)	2457765.29937	0:43	13.2	18.57	0.01±0.05	0.07±0.06	≥0.42	≥44	0.297	0.461	0.157	0.086	Eos
2196	211863 (2004 GS31)	2458051.26860	5:02	15.2	20.32	0.03±0.02	0.04±0.03	≥0.46	≥303	0.552	0.313	0.135	0.000	S
2197	212594 (2006 SN208)	2458055.26304	5:17	15.1	19.57	-0.06±0.02	-0.04±0.02	≥0.28	≥318	0.000	0.245	0.755	0.000	C
2198	212650 (2006 UF91)	2457724.28943	1:05	15.6	20.43	0.03±0.07	0.04±0.09	≥0.63	≥66	0.362	0.262	0.275	0.101	Eos
2199	22428 (1996 DT)	2457802.50174	0:55	13.3	18.26	0.03±0.03	0.09±0.04	≥0.32	≥55	0.432	0.458	0.093	0.077	Eos
2200	22655 (1998 QC7)	2457768.50255	2:00	13.2	18.62	0.16±0.10	0.18±0.11	≥0.30	≥120	0.819	0.035	0.017	0.129	S
2201	250025 (2002 CE19)	2458164.41350	4:21	15.6	20.48	0.05±0.03	0.07±0.03	≥0.21	≥261	0.699	0.202	0.032	0.007	S
2202	250732 (2005 SO65)	2458164.41787	4:14	15.6	20.42	0.01±0.03	-0.01±0.03	≥0.31	≥255	0.170	0.141	0.689	0.000	C
2203	2530 Shipka (1978 NC3)	2457800.27321	1:01	12.1	18.01	0.02±0.03	0.03±0.04	≥0.05	≥61	0.326	0.379	0.290	0.004	Eos
2204	256475 (2007 DF57)	2458163.46671	3:42	15.9	21.26	0.08±0.06	-0.07±0.10	≥0.33	≥223	0.393	0.033	0.565	0.009	C
2205	279445 (2010 RE51)	2458167.40537	1:17	16.0	20.82	-0.06±0.05	-0.03±0.07	≥0.24	≥77	0.029	0.371	0.597	0.003	C
2206	285343 (1999 RR5)	2458163.48650	3:14	15.6	20.84	0.04±0.05	0.07±0.06	≥0.27	≥194	0.548	0.242	0.113	0.097	S

Table 1 continued on next page

Table 1 (continued)

No.	Object	Obs. Start (JD)	Obs. Dur. (h:mm)	H α (mag)	V (mag)	V-R ^b (mag)	V-I ^b (mag)	Amplitude ^c (mag)	Rot. Period ^c (min)	S-type	X-type (probability)	D-type	Tax.	Family ^d
2207	290168 (2005 RL21)	2457724.34310	0:53	15.6	20.20	0.18±0.10	0.04±0.12	≥0.68	≥53	0.849	0.022	0.105	0.024	Eos
2208	307589 (2003 HY57)	2457691.46411	1:56	15.4	20.29	0.00±0.06	0.09±0.07	0.81±0.13	214±43	0.287	0.424	0.111	0.177	Eos
2209	30945 (1994 GW9)	2458049.25597	5:24	13.4	18.05	0.04±0.01	0.09±0.01	0.52±0.02	263±37	0.475	0.525	0.000	0.000	Eos
2210	358400 (2007 BD22)	2458166.40297	2:42	15.9	20.40	0.04±0.04	0.12±0.05	≥0.33	≥162	0.533	0.244	0.009	0.213	Eos
2211	362466 (2010 RG154)	2458163.46671	3:36	15.9	20.70	-0.04±0.05	-0.05±0.06	≥0.45	≥217	0.025	0.227	0.749	0.000	Eos
2212	38535 (1999 UO42)	2457802.38260	1:00	13.1	18.08	0.03±0.02	0.08±0.03	≥0.04	≥61	0.414	0.548	0.023	0.014	Eos
2213	40120 (1998 QT23)	2457802.01174	0:55	13.0	18.34	0.03±0.03	0.08±0.04	≥0.07	≥55	0.448	0.460	0.032	0.061	Eos
2214	41508 (2000 QY160)	2457692.45850	0:42	14.3	18.28	0.05±0.04	0.11±0.06	≥0.17	≥43	0.557	0.219	0.026	0.198	Eos
2215	60152 (1999 UG13)	2457800.27020	1:03	13.7	19.55	0.07±0.04	0.17±0.06	≥0.15	≥64	0.589	0.064	0.003	0.345	Eos
2216	60222 (1999 VB115)	2458164.41350	4:21	13.6	18.69	0.06±0.01	0.07±0.02	0.23±0.04	522±92	0.925	0.075	0.000	0.000	Eos
2217	62354 (2000 SQ143)	2457724.38316	1:08	14.6	19.30	0.01±0.03	0.04±0.05	0.25±0.04	98±26	0.244	0.452	0.291	0.012	Eos
2218	82967 (2001 QY132)	2458047.25601	5:24	14.1	19.14	0.06±0.01	0.09±0.02	≥0.33	≥324	0.924	0.076	0.000	0.001	Eos
2219	83411 (2001 SE38)	2458050.25465	5:17	14.6	19.60	0.03±0.02	0.08±0.02	≥0.22	≥317	0.267	0.732	0.001	0.000	Eos
2220	94207 (2001 BH27)	2457728.49022	0:57	14.8	19.45	0.12±0.07	0.24±0.08	≥0.15	≥58	0.726	0.013	0.000	0.262	Eos
2221	95456 (2002 CC301)	2458164.41350	4:21	14.8	20.06	0.06±0.02	0.11±0.02	0.54±0.05	434±91	0.826	0.145	0.000	0.029	Eos
2222	95640 (2002 GC80)	2457690.43605	1:58	14.6	19.39	0.08±0.04	0.14±0.05	≥0.41	≥119	0.754	0.062	0.002	0.182	Eos
2223	9681 Sherwoodland (4069 P-L)	2457798.52750	0:37	13.5	18.19	0.09±0.06	0.13±0.06	≥0.44	≥37	0.739	0.102	0.009	0.149	Eos
2224	123714 (2000 YH124)	2457724.38316	1:08	14.8	19.21	-0.03±0.03	-0.03±0.04	≥0.11	≥69	0.015	0.317	0.668	0.000	Emma
2225	73629 (4303 T-3)	2457802.50174	0:55	14.7	19.69	-0.11±0.06	-0.04±0.10	≥0.21	≥55	0.004	0.342	0.639	0.015	Emma
2226	75927 (2000 CB67)	2458047.25601	5:24	14.9	18.74	-0.02±0.01	0.00±0.02	0.21±0.04	649±121	0.000	0.361	0.639	0.000	Brasilia
2227	81173 (2000 EY167)	2458053.25946	4:21	14.5	19.37	0.01±0.03	0.02±0.03	≥0.48	≥262	0.226	0.390	0.383	0.001	Brasilia
2228	118418 (1999 TP18)	2457692.38892	1:20	14.7	18.89	-0.05±0.02	-0.06±0.03	≥0.13	≥80	0.000	0.116	0.884	0.000	Veritas
2229	257043 (2008 FH67)	2457692.38892	1:20	15.6	20.21	-0.10±0.04	-0.14±0.05	≥0.17	≥80	0.000	0.007	0.983	0.000	Veritas
2230	346234 (2008 AZ59)	2458047.25601	5:24	15.5	20.39	-0.07±0.02	-0.09±0.03	≥0.43	≥324	0.000	0.017	0.983	0.000	Veritas
2231	361072 (2006 AX46)	2457730.42354	1:25	15.6	20.05	-0.05±0.06	-0.05±0.08	≥0.17	≥86	0.036	0.242	0.717	0.004	Veritas
2232	54592 (2000 QA216)	2458050.25465	5:29	14.1	19.21	-0.07±0.01	-0.07±0.02	0.29±0.05	659±137	0.000	0.003	0.997	0.000	Veritas
2233	171234 (2005 JO165)	2458050.25465	5:20	15.5	20.01	-0.06±0.02	-0.08±0.02	0.45±0.06	465±104	0.000	0.015	0.985	0.000	Naema
2234	116789 (2004 EU38)	2458049.25597	4:14	14.9	20.48	0.07±0.02	0.12±0.03	0.25±0.07	192±33	0.905	0.032	0.000	0.063	Tirela
2235	26724 (2001 HUS)	2457801.39929	1:25	12.8	18.60	0.03±0.13	0.13±0.11	≥0.23	≥86	0.424	0.233	0.092	0.250	Tirela
2236	277487 (2005 WM73)	2457690.42183	2:17	15.4	19.32	0.13±0.04	0.19±0.04	≥0.47	≥137	0.905	0.002	0.000	0.093	Tirela
2237	39105 (2000 WY18)	2457690.42183	2:21	13.6	19.17	0.16±0.04	0.24±0.04	0.69±0.10	284±50	0.969	0.000	0.000	0.031	Tirela
2238	44443 (1998 UY19)	2457798.41862	1:06	12.1	17.04	0.11±0.03	0.24±0.05	≥0.03	≥67	0.808	0.000	0.000	0.192	Tirela
2239	249642 (1999 TU188)	2458167.40537	1:20	15.4	19.70	-0.07±0.03	-0.07±0.04	≥0.12	≥81	0.000	0.059	0.941	0.000	Lixiaohua
2240	291414 (2006 DG8)	2457798.46669	0:53	15.8	19.56	0.19±0.15	0.18±0.28	≥0.40	≥53	0.730	0.030	0.143	0.096	Lixiaohua
2241	243005 (2006 UC9)	2457691.37970	1:54	15.6	20.20	0.02±0.05	0.04±0.06	≥0.23	≥114	0.329	0.410	0.236	0.025	Telramund
2242	34531 (2000 SY212)	2457722.38400	1:47	14.3	19.09	0.06±0.02	0.08±0.02	≥0.23	≥107	0.872	0.115	0.006	0.008	Telramund
2243	103767 (2000 CK147)	2458048.25593	5:28	16.1	20.24	0.08±0.06	0.21±0.03	≥0.22	≥329	0.513	0.001	0.000	0.485	Charis
2244	216388 (2008 CU75)	2457722.38400	1:47	16.0	20.28	0.07±0.05	0.09±0.06	≥0.27	≥107	0.734	0.142	0.043	0.080	Charis
2245	304241 (2006 RS26)	2458165.40164	5:19	17.0	21.22	0.11±0.04	0.11±0.06	≥0.37	≥320	0.921	0.022	0.005	0.052	Charis
2246	306930 (2001 UA81)	2457692.45553	0:46	16.4	19.84	0.12±0.06	0.03±0.07	≥0.41	≥47	0.829	0.039	0.125	0.008	Lau
2247	157760 (2007 DD35)	2458163.46671	3:42	15.9	21.16	-0.09±0.05	-0.14±0.07	≥0.49	≥223	0.001	0.041	0.959	0.000	Beagle
2248	114567 (2003 BB63)	2458167.40537	0:21	14.7	19.22	-0.00±0.04	0.01±0.07	≥0.03	≥21	0.128	0.373	0.481	0.017	Fringilla
2249	35310 (1997 AX1)	2457798.50513	1:09	13.5	17.91	0.03±0.04	0.07±0.04	≥0.09	≥69	0.463	0.453	0.064	0.020	Fringilla
2250	164163 (2003 YS155)	2458053.25946	4:21	15.1	18.37	-0.03±0.01	-0.03±0.02	≥0.10	≥262	0.000	0.147	0.853	0.000	Yakovlev
2251	317119 (2001 TJ255)	2457722.38400	1:47	16.4	20.54	0.09±0.10	0.21±0.11	≥0.26	≥107	0.612	0.067	0.014	0.307	1999cgl
2252	135340 (2001 TF22)	2458050.25465	5:29	14.3	19.19	0.02±0.01	0.08±0.02	≥0.23	≥329	0.139	0.859	0.001	0.000	Aegle

Table 1 continued on next page

Table 1 (continued)

No.	Object	Obs. Start (JD)	Obs. Dur. (h:mm)	H ^a (mag)	V (mag)	V-R ^b (mag)	V-I ^b (mag)	Amplitude ^c (mag)	Rot. Period ^c (min)	S-type	X-type (probability)	C-type	D-type	Tax.	Family ^d
2253	241731 (2000 VL58)	2457724.38316	1:08	14.8	18.48	0.01±0.02	0.11±0.03	≥0.07	≥69	0.175	0.696	0.004	0.126	X	Aegle
2254	95358 (2002 CV143)	2458165.40164	5:19	14.4	19.46	0.02±0.01	0.05±0.02	0.71±0.04	300±52	0.358	0.573	0.008	0.000	X	Aegle
2255	158928 (2004 RJ65)	2458165.40164	5:19	15.2	20.20	-0.07±0.02	-0.12±0.02	0.23±0.05	226±33	0.000	0.000	1.000	0.000	C	Ursula
2256	184180 (2004 NN33)	2457722.38400	1:47	15.0	19.68	-0.09±0.03	-0.09±0.04	≥0.15	≥107	0.000	0.052	0.948	0.000	C	Ursula
2257	187732 (2008 FM80)	2457690.38513	0:48	15.3	19.46	-0.04±0.05	-0.12±0.09	≥0.12	≥49	0.011	0.083	0.905	0.001	C	Ursula
2258	214719 (2006 TY9)	2458047.25601	5:24	15.0	20.12	-0.06±0.02	-0.05±0.03	≥0.27	≥324	0.000	0.173	0.827	0.000	C	Ursula
2259	288989 (2004 TC60)	2457690.42183	2:19	15.3	20.05	-0.02±0.08	0.01±0.08	≥0.18	≥139	0.172	0.369	0.426	0.033	-	Elfriede
2260	4119 Miles (1983 BE)	2457730.42354	1:25	11.7	16.16	0.05±0.04	0.10±0.05	≥0.05	≥86	0.643	0.188	0.020	0.149	S	Itaba
2261	20058 (1993 OM8)	2458165.40602	5:13	13.7	18.94	-0.00±0.01	-0.02±0.02	≥0.10	≥313	0.002	0.040	0.958	0.000	C	Marconia
2262	154251 (2002 LB5)	2457796.44027	0:58	14.8	19.30	-0.05±0.12	-0.03±0.15	≥0.25	≥59	0.149	0.223	0.546	0.082	C	Juliana
2263	265207 (2004 BR109)	2458164.41350	4:21	16.3	20.18	0.10±0.02	0.09±0.02	0.35±0.06	284±41	0.997	0.003	0.000	0.000	S	Phocaea
2264	368278 (2002 JZ100)	2458047.25601	5:24	16.2	20.64	0.08±0.03	0.14±0.04	≥0.28	≥324	0.830	0.030	0.000	0.140	S	Phocaea
2265	48392 (1981 DV2)	2458050.25465	5:29	15.1	17.41	0.05±0.01	0.04±0.01	0.21±0.03	168±17	0.992	0.008	0.000	0.000	S	Phocaea
2266	195388 (2002 GK9)	2457690.33738	1:57	15.6	19.98	0.04±0.04	0.14±0.04	≥0.22	≥118	0.455	0.215	0.002	0.328	-	Gersuind
2267	33659 (1999 JM91)	2458048.25593	5:28	13.5	17.04	0.07±0.04	0.11±0.01	0.38±0.04	658±123	0.866	0.132	0.000	0.002	S	Gersuind
2268	92989 (2000 RR73)	2458054.26480	5:14	14.7	19.20	0.06±0.02	0.10±0.02	≥0.25	≥314	0.878	0.116	0.000	0.005	S	Gersuind
2269	138742 (2000 SR223)	2458054.26480	5:23	14.5	19.55	-0.04±0.03	-0.05±0.03	0.73±0.08	448±103	0.000	0.144	0.856	0.000	C	Euphrosyne
2270	218089 (2002 HY13)	2458167.43535	0:37	14.7	19.20	-0.04±0.08	-0.06±0.04	≥0.24	≥37	0.044	0.073	0.883	0.000	C	Euphrosyne
2271	83805 (2001 TM225)	2458055.26304	5:11	14.1	19.42	-0.04±0.02	-0.05±0.02	0.57±0.06	296±52	0.000	0.093	0.907	0.000	C	Euphrosyne
2272	86171 (1999 RO211)	2457691.37970	1:54	13.6	18.12	-0.05±0.02	-0.06±0.02	≥0.11	≥114	0.000	0.063	0.937	0.000	C	Euphrosyne
2273	92249 (2000 AN170)	2457728.49022	0:57	13.7	18.21	-0.05±0.04	-0.09±0.07	≥0.16	≥58	0.004	0.130	0.866	0.001	C	Alauda
2274	95596 (2002 FL16)	2457687.38022	3:03	14.4	19.37	-0.06±0.02	-0.10±0.02	≥0.31	≥183	0.000	0.001	0.999	0.000	C	Alauda
2275	96296 (1996 OK1)	2457798.46669	0:49	14.2	19.13	0.03±0.11	0.11±0.11	≥0.51	≥49	0.412	0.253	0.117	0.219	-	Alauda
2276	99023 (2001 DY88)	2457802.39311	0:45	14.5	19.15	-0.04±0.03	-0.06±0.04	≥0.17	≥46	0.001	0.106	0.893	0.000	C	Alauda

^a H magnitude was obtained from <https://asd.jpl.nasa.gov/horizons.cgi>

^b Colors have been corrected for solar colors by subtracting the respective V-R = 0.41 and V-I = 0.75 solar colors (Binney & Merrifield 1995).

^c Lower limit shown in cases where observational duration was insufficient to observe entire light-curve period

^d We cross-correlate with NASA's Small Bodies Data Ferret database (SBDF) (Nesvorný 2015) to associate objects from our survey data with known collisional families.