

Classes of random walks on temporal networks

Julien Petit,^{1,2,*} Renaud Lambiotte,³ and Timoteo Carletti²

¹*Department of Mathematics, Royal Military Academy, Brussels (Belgium)*

²*naXys, Namur Institute for Complex Systems, Namur (Belgium)*

³*Mathematical Institute, University of Oxford, Oxford (UK)*

(Dated: March 2019)

Random walks find applications in many areas of science and are the heart of essential network analytic tools. When defined on temporal networks, even basic random walk models may exhibit a rich spectrum of possibilities, due to the co-existence of different time scales in the system. Here, we focus on random walks on general stochastic temporal networks allowing for lasting interactions, and systematically compare the properties of different classes of models. We discuss the accuracy of the mathematical analysis depending on the random walk model and the structure of the underlying network, and pay particular attention to the emergence of non-Markovian behaviour, even when all dynamical entities are governed by memoryless distributions.

Keywords : random walk, temporal network, memory

I. INTRODUCTION

“After touching ground, flight *AB123* rolls down the runway and comes to a smooth stop at gate A1. The crew is told there would be another runway available within 2 hours. Even in well-ruled airports this information is always uncertain and submitted to fluctuations. Over this period of time, they need to disembark all passengers, the baggage, refill the reservoirs and prepare the new flight plan. They had rather be ready a few minutes before the deadline for take-off. Otherwise who knows when they get another departure window? The crew and the passengers don’t like to wait onboard.”

The global flight transportation system is a large network where planes travel between airports when routes are available. Once landed, planes also need some time before being ready to take off again. This system is the perfect example of a diffusive process taking place on a temporal network, where links are active at certain time intervals and where the agents may experience a waiting-time before their next move.

Diffusion on static networks is a well-known, extensively studied problem. Its archetype is the study of random walk processes on networks, that are essentially equivalent to Markov chains, and are used as a baseline model for the diffusion of items or ideas on networks [1], but also as a tool to characterise certain aspects of their organisation such as the centrality of nodes [2–4] or the presence of communities [5, 6]. When the network becomes a dynamical entity, the behaviour of the walker is affected by a variety of inter-event times, and different families of random walk models can be defined, even in the simple situation when temporal events are modelled as renewal processes. Following [1], a first division can be made according to the main driver for the jump: whenever a walker located on a node is ready to jump, all the neighbouring edges become available for transport together (node-centric). In an edge-centric approach, in contrast, the edges around that node may become active at different times and then alter the trajectories of the walker. The second main ingredient is related to the reinitialisation of clocks of the renewal process: the walker will be *active* if its action, e.g. arriving on a node, induces a reset of the clocks (on the node or on the edge), and *passive* if the walker passively follows activations of nodes or edges.

The objectives of this work are manifold. A first goal is to clarify and to unify different models proposed in the literature for diffusion on temporal networks. We focus on mathematically-tractable models where the network can be seen as a fluctuating entity, with the activity of nodes and or edges following random patterns. We pay particular attention to the situation when the duration of contacts is not instantaneous [7, 8], in contrast with several approaches assuming that the network evolution can be modelled as a point process [9]. By doing so, we allow for the possibility to investigate the importance of a time scale associated to edge duration, which may be of importance in certain empirical scenarii, e.g. for phone calls versus text message communication. As a next step, we study in detail the mean residence time for the different models, with the motivation that this is an appropriate measure for the speed of spreading processes. Finally, we analyse the stationary states

* julien.petit@unamur.be

for the different processes and we emphasise how the resulting rankings can differ. Overall, our main message is that diffusion on temporal networks is a question of time scales and that simplified models may emerge and provide accurate predictions in certain regimes when some processes can be neglected. The interaction between dynamical parameters (such as the rates of jumps and edges appearances) and topology parameters (such as vertex degrees) induces non trivial effects on - for instance - the steady state. Our results also show that the temporality of the underlying network may lead to a loss of Markovianity for the dynamics of the walker. This non-Markovianity may reveal itself in the properties of the timings at which events take place or in trajectories that can only be approximated by first-order Markov processes.

II. MODELS AND CLASSIFICATION

The goal of this section is to present and to classify different types of random walk models on networks.

A. Standard classification criteria

Following [1], and as mentioned in the introduction, we start by introducing two dominant facets of any random walk model on a graph : what gets activated and how clocks are reset. When it comes to activation, we distinguish between node-centric and edge-centric walks. For the former, a renewal process at node-level will determine when the walker will leave a particular node. For the latter, the edges become available for transport and then vanish according to their renewal process. Regarding the clock, the random walks are labeled as active or passive. In the first case, the walker will reset the clock of the renewal process (on the node or on the edge) upon arrival on a new node, hence the term active relating to the walker's role. In the second case, the walker passively follows the activation of edges, or potentially also of nodes. Of course combinations of such features are possible (see Fig. 1).

Once the above attributes have been set, one needs to fix the main dynamical parameters of the process, such as the waiting-time of the walker and the duration of the (un)availability of the edges. The combination of these parameters will impact directly the trajectories of the walkers that could or could not, possess some Markov property. This point will be developed further in the remainder of this article, but let us note already that two different types of non-Markovianity may emerge in the system: a non-Markovianity in time, when memory affects the timings of future jumps, or in trajectory, when memory impacts the choice of the next destination node. The former means that the number of jumps of the process deviates from a Poisson process. For instance, in a node-centric walk where the waiting-time before activation is non-exponential, the number of jumps deviates from a Poisson process. The latter means that the trajectories followed by the walker can not be described by a Markov chain because of correlations between edge activation along this trajectory, even if edges are statistically independent.

B. Models of random walks on temporal networks

Following the above description of random walks either in terms of motion rules for the walker or in terms of resulting trajectories, a natural question is whether the correspondence between model and type of trajectory is one-to-one. In other words, can we conclude that the underlying dynamics at walker- and edge-level is the same for two distinct systems, when they exhibit statistically identical trajectories ? As will become clear, the answer is negative, and the equivalence between models in terms of resulting trajectories must be considered.

Various possible combinations of features are reported in Fig. 1, which presents the node-centric (a1), active-edge centric (a2) and passive edge-centric (b2) models, largely used in the literature. Although at first sight, model (a1) is defined for a walk on a static network, the walker moving through the edges generates the realisation of a temporal network, where a jump means activation of the corresponding edge. As such, it is equivalent to model (a2) or even model (b2) under the assumption of a memoryless network - a terminology that is about to be clarified. In section III, the master equations for these models are further compared.

Going beyond those well-known models where either the walker or the network edges are dynamical entities - but not both of them - we want to investigate analytically the walker-network interaction when they can both have their own clock. This allows for mixed active-passive models. So consider the existence of a connected graph $\mathcal{G} = (V, E)$, called the underlying network, which defines the set E of allowed directed edges between the N nodes of the set V . Generically the dynamics has three time scales. The first concerns the renewal process of the walker: once she arrives on node i , her waiting time will be drawn from a pdf $\psi_i(t)$. The second

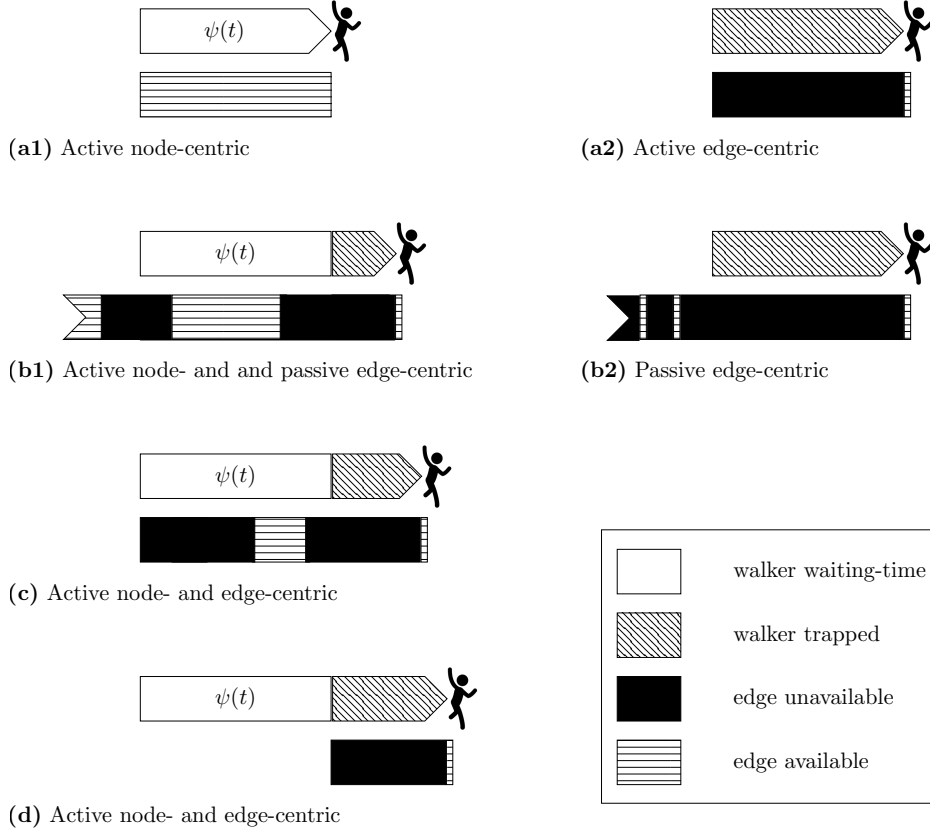


FIG. 1. **Random walk models.** In each of the six panels, the top arrow represents the interval between arrival of the walker on a node, and the moment of jump represented by the jumper icon. This duration defines the random variable X_w and is broken in two parts: self-imposed waiting-time for the walker (white) following $\psi(t)$ and possibly a period where the walker is trapped (oblique lines). The bottom part represents a network edge. Rectangles thus stand for edge availability (horizontal lines) and unavailability (black). When the walker's and edges ribbons have a synchronous start from the left, as in panels (a1), (a2), (c) and (d), the walk is fully active. On the other hand, like in the partially passive walks of panels (b1) and (b2), edges dynamics is independent of the walker, in the sense that arrival of the walker on a node does not mean the state of outgoing edges is reset. Note that in panel (b2) the duration of up-times is instantaneous, while in (a2) and (d), the duration - finite or not - does not matter.

one is related to the duration of the edge availability after it has been activated. Namely, the time that edge $(i, j) = i \rightarrow j$ remains available to the walker once it gets activated has density $U_{ij}(t)$. Finally, the third time scale is for the duration of the down-times of the edges before turning active again, and it is characterised by a probability density function $D_{ij}(t)$. In general, the distributions depend on the particular node or edge under consideration, but for the sake of simplicity we relax this hypothesis and assume independence from the node and edge. We can thus write $\psi(t)$, $U(t)$ and $D(t)$.

Before moving on to analyse the more general setting showed in Fig. 1, let us make two comments useful to better emphasise the scope of our paper.

Remark 1. (Correlations between the activations of edges) We make the choice that edges are independent, in the sense that no correlation exists between the states (on or off) of the edges. In this way we avoid preferred diffusion paths arising from correlations, as captured by the concepts of betweenness preference [10] or memory network [11]. Moreover, as the process is continuous-time, no two edges can change states at the same time. This is an important distinction from so-called switched networks, where the rewiring occurs for several edges simultaneously. We will come back to this point in remark 4.

Remark 2. (Behaviour of the trapped walker) When the walker's waiting-time has expired, but no outgoing edge is available, the walker is said to be trapped. Two scenarios are thus possible. In the first case, the walker is ready to jump and it will take the first available edge exiting from the node on which it is located. Observe that a similar behaviour was assumed and its consequences analysed in [12]. We adopt this choice here as well, and push the analysis further. The second possibility would have been that the ready-to-jump but trapped

walker waits for another period drawn again from the same distribution $\psi(t)$ before attempting another jump. In this scenario, the induced delay in the jumping process depends both on the walker and on the topology through availability of edges at the end of the prolonged stay [13]. The computation of the transition densities - which interest us most - associated to the latter case can be handled similarly than in the first case. Consider model (c) for instance, where the network is reset upon arrival of the walker. Anticipating on the forthcoming notation of equation (16) on page 9, we write $p^*(t)$ for the probability that the state of the edge at time t is the same as it was at time 0, namely, unavailable. The transition probability to jump from node j to node i reads

$$T_{ij}(t) = \frac{1}{k_j} \left[1 - p^*(t)^{k_j} \right] \psi(t) + \sum_{\ell=1}^{\infty} \int_{0=x_0 \leq x_1 \leq \dots \leq x_\ell \leq t} \left[\prod_{m=1}^{\ell} \psi(x_m - x_{m-1}) p^*(x_m - x_{m-1})^{k_j} \right] \times \frac{1}{k_j} \left[1 - p^*(t - x_\ell)^{k_j} \right] \psi(t - x_\ell) dx_1 \dots dx_\ell. \quad (1)$$

Although a lengthy expression, its interpretation is straightforward. One has to consider the number of times, measured by ℓ , that a new waiting time for the walker was drawn from $\psi(t)$ because the walker was trapped. The conditions for that is that all edges are still unavailable, knowing they already were at the previous jump attempt. This happens each time with probability $p^*(x_m - x_{m-1})^{k_j}$.

In the rest of the paper we consider the different settings presented in Fig. 1. Note that our work stands out for considering mixed active - passive models. When there is a passive aspect to the model, the state of the edges are modified nor by the arrival, nor the jump of a walker. In other words, the temporal evolution of the network - or whatever layer of transport, communication, media or other it represents - is independent of that of the walker. The dynamical parameters of the models, i.e. the distributions of (walker) waiting time and edge up-down time, allow to relate such models to one another under suitable assumptions (see Fig. 2 for a graphical representation of the dominating time scales and for the relationship between the models under the hypothesis that all the PDF's are exponential).

III. MASTER EQUATION

Starting from the microscopic mobility rules defining the model, a master equation for the evolution of the walker's position across the network can be derived. Once the equation is obtained, the analysis of various properties of the walk becomes accessible. If the process is fully Markovian, the trajectory starting from a given time only depends on the state of the system at that time, and the equation simplifies, typically under the form of a differential equation. In that case, the distribution of the time that a walker still remains on a node is not influenced by the time spent so far on the node. Otherwise, in the non-Markovian case, the master equation has a more complex but still useful form. Before we introduce the main notations used in this paper, we make the following important remark.

Remark 3. (Master equation for passive models) In general, passive models such as (a2) or (b1) are not tractable analytically, in the sense that only an approximate integro-differential master equation can be derived. Indeed, without further assumptions each jump (time and destination) depends on the full trajectory of the walker, because correlations emerge due to the walker-network interactions, as described in section VI. Model (a2) becomes tractable assuming exponential distributions for the walker and edges, but not model (b1) unless we make the extra assumption of a directed acyclic network. The transition density presented in Section IV for model (b1) will be derived under this hypothesis and it will thus only be an approximation if the graph has cycles. The analysis and the correction to the latter formulas have been developed in [12]; the impact of cycles will be further discussed in Section VI.

A. Notations

Three main random variables characterise all the models studied in this paper : the duration of the walker's waiting-time X_w with probability density function (PDF) $\psi(t)$, the duration of the edge down-times X_d (resp. up-time X_u) with density $D(t)$ (resp. $U(t)$). The expectation $\int x f_X(x) dx$ of a random variable X with density f_X is written indifferently $E(X)$ or $\langle f_X \rangle$. The row vector of residence probabilities in the nodes of a random

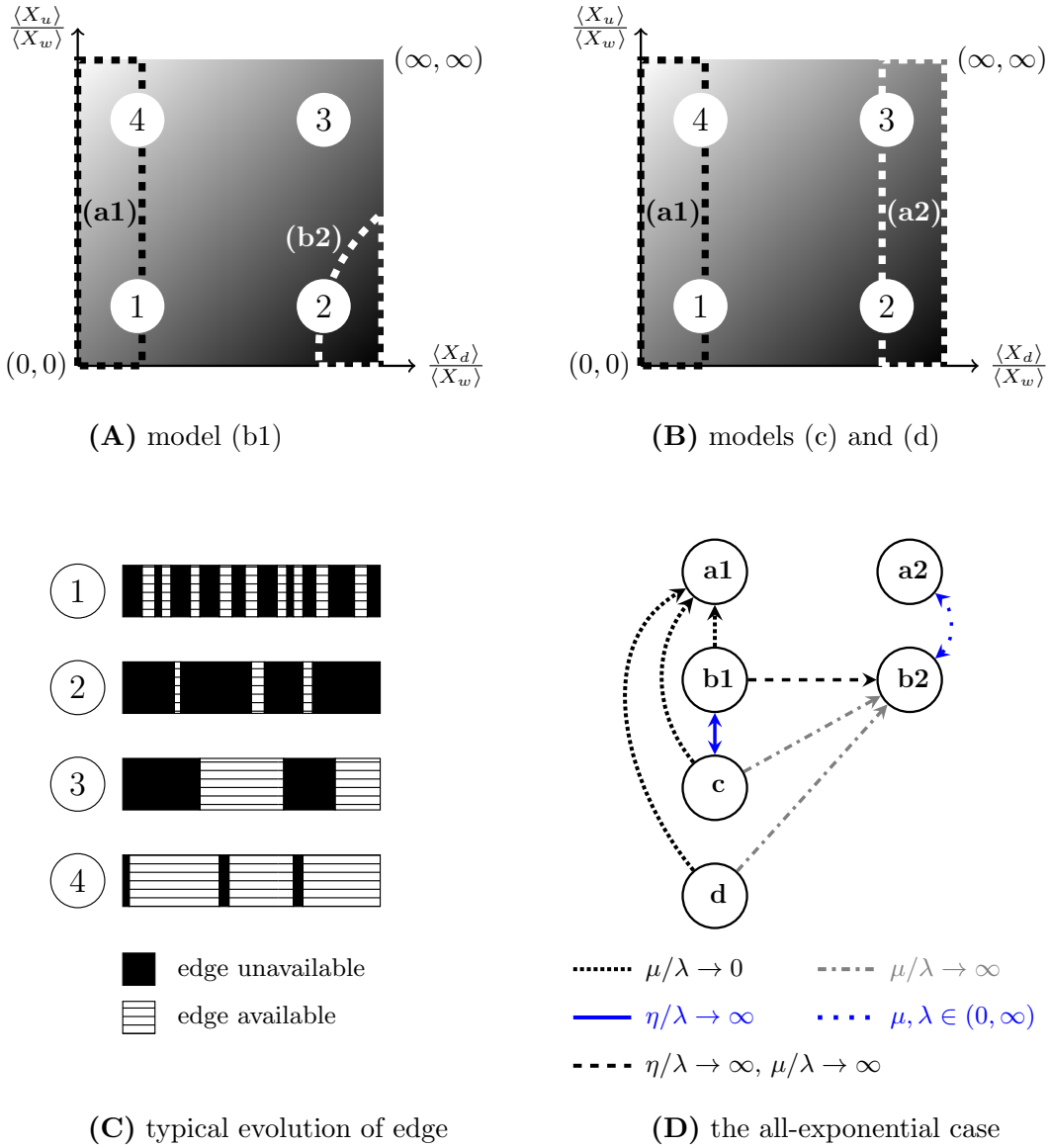


FIG. 2. **time scales, choice of modelling and relationship between models** Each model of figure 1 has either two or three competing time scales : one for the walker, and two for the edges (duration of up- and down-times). We will assume that these time scales are well localised, and that they are characterised by the random variables X_w , X_u and X_d . These variables introduced in section III A represent the mathematical expectation for the walker's waiting time, the up-times and the down-times. Panels (A) and (B) indicate when the modelling for a given set of microscopic rules (b1), (c) or (d) can be simplified by overlooking the least dominating time scale. Panel (C) represent the typical evolution of the edges in the four corners of the domain of (A) and (B). These panels show that models (b1), (c) and (d) amount to the purely node centric dynamics (a1) when the down-times are much shorter than the typical walkers waiting-time. On the other hand, the dominating time scale is on the edges for models (c) and (d) whenever the down-times are much longer than the walker's waiting-time. For model (b1), one needs to also have that the up-times are relatively short before the modelling could neglect the walker's waiting time. Lastly, panel (D) specialises the relationships between all models when all durations are exponentially distributed. Here, μ , η and λ represent the exponential rates of the distributions, such that $\langle X_w \rangle = \frac{1}{\mu}$ for the walker, $\langle X_u \rangle = \frac{1}{\eta}$ for the up-times, and $\langle X_d \rangle = \frac{1}{\lambda}$ for the down-times.

walk is $n(t)$. It can be computed from the PDF $T_{\bullet j}$ of the duration between arrival-time on node j , and a jump to any other node. This density obviously satisfies the normalisation condition

$$\int_0^\infty T_{\bullet j}(\tau) d\tau = 1, \quad (2)$$

and can be written as the sum $T_{\bullet,j}(t) = \sum_{i \in V_j} T_{ij}(t)$. Here V_j is the set of nodes reachable from j in a single jump in the underlying graph \mathcal{G} and T_{ij} corresponds to jumps across edge $j \rightarrow i$. The cardinal of V_j is the (out-)degree of node j and will be denoted by k_j ; it will be positive for all nodes since the graph is assumed to be connected. The diagonal matrix of those (out-)degrees is denoted by D . The matrix function \underline{T} has entries $\underline{T}_{ij} = T_{ij}$. The so-called effective transition matrix $\mathbb{T} = \int_0^\infty \underline{T}(t) dt$ has elements $\mathbb{T}_{ij} = \int_0^\infty T_{ij}(\tau) d\tau$. In this work, once a walker leaves a node the arriving one will be chosen uniformly among the available ones, so that $\mathbb{T}_{ij} = \frac{1}{k_j} A_{ji}$, where A_{ji} is the adjacency matrix. Observe the different conventions for the ordering of the indexes for \mathbb{T} and A : we have $A_{ji} = 1$ if there is a link pointing from j to i .

The mean residence time on node j is

$$\langle T_{\bullet,j} \rangle = \int_0^\infty t T_{\bullet,j}(t) dt.$$

The diagonal matrix of the transition densities is $D_{T_{\bullet}}(t)$, so that each element is given by $[D_{T_{\bullet}}(t)]_{ij} = T_{\bullet,j}(t) \delta_{ij}$. The diagonal matrix of the mean residence-times on the nodes is $D_{\langle T_{\bullet} \rangle}$, with thus $[D_{\langle T_{\bullet} \rangle}]_{ij} = \langle T_{\bullet,j} \rangle \delta_{ij}$. Observe that $D_{\langle T_{\bullet} \rangle} = \int_0^\infty t D_{T_{\bullet}}(t) dt$ component-wise. The Laplace transform of the function $f(t)$ is the map $s \mapsto \int_0^\infty f(t) e^{-st} dt$, and is written $\hat{f}(s)$ or $\mathcal{L}\{f(t)\}$.

B. Markovian random walks

The active node-centric walk (a1) is arguably the simplest to study among continuous-time random walks, and even easier when the waiting-time on the node is exponentially distributed. In this case, the walk is governed by the well known master equation [14]:

$$\dot{n}_i(t) = \sum_{j=1}^N \mu_j n_j \frac{1}{k_j} A_{ji} - \mu_i n_i, \quad (3)$$

where μ_j is the exponential rate in node j , and where the outgoing edges are chosen uniformly. If the rate is the same on all nodes, $\mu_j = \mu$ for all j , and after scaling of the time variable $t \mapsto \mu t$, Eq. (3) reads $\dot{n} = n D^{-1} (A - D)$. The matrix $L^w = D^{-1} A - I$ is the so-called random walk Laplacian. Two remarks should be made here. First, with any distribution other than exponential for the waiting time on the nodes, the walk is trajectory-dependent, and there is no such thing as a differential equation governing the process. Instead, one reverts to a generalised, integro-differential equation as in Section III C. Second, we want to point out that an alternative modelling for this process is to consider that the walker is always ready to jump, and that the edges activate like in the passive edge centric walk (a2). Let us assume that the rates on the nodes are proportional to degree: $\mu_j = \lambda k_j$, so that the rate of jump across each edge of the graph is the same. The waiting-time on node j is actually the random variable

$$\mathbb{X}_d^{(j)} = \min \left\{ X_d^{\ell \leftarrow j} \mid \ell \in V_j \right\}, \quad (4)$$

namely the minimum of k_j exponential distributions with rate λ . Then Eq. (3) becomes

$$\dot{n}_i(t) = \sum_{j=1}^N n_j \lambda A_{ji} - \lambda k_i n_i. \quad (5)$$

And in matrix form, recalling that n is a row vector, $\dot{n} = \lambda n (A - D)$, or again, after scaling of time with respect to $1/\lambda$, $\dot{n} = n L$, where this time $L = A - D$ is known as the graph or combinatorial Laplacian. As we shall see directly hereafter, this equation is one for a markovian walk on a temporal network. This makes our point: the same process - in terms of trajectories - can be seen as happening atop of a static graph, or a temporal graph. Moreover, let us recall that a walk on a static graph generates a temporal network where jumps across edges are considered as edges activation.

Remark 4. (On the time-dependent Laplacian) In previous works dealing with the synchronisation problem [15] or reaction-diffusion systems [16] on time-varying networks, a time-dependent Laplacian $L(t)$ has been used to replace the usual graph Laplacian L in the equations. We want to give a random-walk perspective on

$$\dot{n} = n L(t). \quad (6)$$

This equation is that of a passive edge-centric equation on switched networks, where the underlying network of possible links varies in time. The adjacency matrix is $A(t) = A^{[\chi(t)]}$, where $\chi : \mathbb{R}^+ \rightarrow I \subset \mathbb{N}$ selects one possible graph configurations in the set $\{A^{[i]}\}_{i \in I}$. The definition of the Laplacian is then $L(t) = A(t) - D(t)$, where $D(t)$ contains the time-dependent degrees on its diagonal. Note that for simplicity, we have assumed that the rate λ is the same for all configurations of the underlying graph, allowing us to use the time scaled equation (6). This remark applies in the context of discrete switching, but can be extended to a continuously-varying, weighted adjacency matrix, where $L(t)$ can thus be a continuous matrix function.

C. Non-markovian random walks

As soon as the waiting-time on the nodes, or the inter-activation times on the edges is no longer exponentially distributed, memory arises in the trajectories, and the differential equations (3) and (5) are replaced by generalised integro-differential versions. Such generalisations have been developed for the node-centric walk for instance in [14], and for the edge-centric walk in [9]. We choose to mainly refer to the latter - equivalence between formulations has been discussed above - but there is a comment to be made first. Indeed, walker-network interaction in models (b1), (c) and (d) introduces memory even if individual random variables (X_w , X_u and X_d) all follow memoryless densities. Some consequences thereof are studied in sections IV and V.

As we have just stated, in [9] the generalised master equation valid for arbitrary distributions for X_d in walk (a2) is derived. In the Laplace domain it reads

$$\mathcal{L}\{\dot{n}(t)\} = \left(\widehat{T}(s)\widehat{D}_{T_\bullet}^{-1}(s) - I\right) K(s)\widehat{n}(s), \quad (7)$$

where $\widehat{K}(s) = \frac{s\widehat{D}_{T_\bullet}(s)}{1 - \widehat{D}_{T_\bullet}(s)}$ is the memory kernel. The time-domain version of (7),

$$\dot{n}(t) = \left(\underline{T}(t) * \mathcal{L}^{-1}\left\{\widehat{D}_{T_\bullet}^{-1}(s)\right\} - \delta(t)\right) * K(t) * n(t), \quad (8)$$

is more involved than in the markovian case, and the analysis is better pushed further in the s -domain. In particular, it is possible to obtain a compact expression for the steady state of the walk (see Section V). It is worth mentioning that we can still use all the above equations when there is walker-network interaction, except for the passive model (b2) when there are cycles. Indeed, if there are cycles in the network, the next jump in model (b1) along a cycle is conditional to stochastic realisations in previous steps, hence affecting the choice of the next destination node. This process cannot be captured by Eq. (8) which is generally non-Markovian in time, but which results in a sequence of visited nodes that is captured by a Markov chain.

The only work ahead is thus to compute the appropriate transition densities $T_{\bullet,j}(t)$, from which mean-residence times follow directly. This is the purpose of the next section.

IV. MEAN RESIDENCE TIMES

Mean residence times are relevant in many scenarios, and will even directly determine the relaxation time on tree-like structures. We compute and interpret this quantity starting from the agent- and edges-level rules of the different models, to obtain a macroscopic interpretation.

a. Models (a1), (a2) and (b2). The active node-centric walk allows to write directly $\langle T_{\bullet,j} \rangle_{\text{model (a1)}} = \frac{1}{\mu}$. When it comes to the active edge-centric walk (a2), when instantaneous activation times follow a Poisson process, we have $T_{ij}(t) = D(t) \left[\int_t^\infty D(\tau) d\tau \right]^{k_j-1}$. The interpretation is that the edge $j \rightarrow i$ must activate after a time t , whereas all competing edges must remain unavailable at least up to that point. Performing the integration and multiplying by k_j gives $T_{\bullet,j} = k_j \lambda e^{-k_j \lambda t}$, a result already found in [9]. This is again an exponential distribution with rate $k_j \lambda$. It follows that $\langle T_{\bullet,j} \rangle_{\text{model (a2)}} = E(\mathbb{X}_d^{(j)})$.

b. Model (d). The walker residing in node j will jump along edge $j \rightarrow i$ at time t if all competing edges are unavailable at least up until then - that is, their period of unavailability will last for at least $t - x$, where x marks the time the walker is ready to jump. Moreover, edge $j \rightarrow i$ needs to activate exactly after the duration $t - x$. With this in mind, and when all distributions are exponential, it was shown in [12] that :

$$T_{ij}(t) = \int_0^t \psi_j(x) \left[\int_{t-x}^\infty D(s) ds \right]^{k_j-1} D(t-x) dx,$$

and noting that $[\int_{t-x}^{\infty} D(s)ds]^{k_j-1}$ simplifies to $e^{-\lambda(k_j-1)(t-x)}$,

$$= \int_0^t \mu e^{-\mu x} \lambda e^{-k_j \lambda(t-x)} dx \quad (9)$$

$$= \mu \lambda e^{-k_j \lambda t} \int_0^t e^{(-\mu+k_j \lambda)x} dx. \quad (10)$$

Note that (9) is merely the convolution between the waiting time of the walker and the minimum of k_j independent down-times for the edges, reflecting the fact that the process results in an addition of random variables. To proceed, we observe that the integral in (10) depends on whether $\mu = k_j \lambda$ or $\mu \neq k_j \lambda$. In the former case, the integral is equal to t and multiplying (10) by k_j yields $T_{\bullet j} = \mu k_j \lambda e^{-k_j \lambda t} t$. Hence, the mean residence time is

$$\langle T_{\bullet j} \rangle_{\text{model (d)}} = \int_0^{\infty} \mu t^2 k_j \lambda e^{-k_j \lambda t} dt \quad (11)$$

and knowing the n -th moment of an exponential distribution with rate λ is $E(X^n) = n!/\lambda^n$, we have $\langle T_{\bullet j} \rangle = 2/\mu = 1/\mu + 1/(k_j \lambda)$. We will show that we get the same expression also in the second case, i.e. when $\mu \neq k_j \lambda$. Indeed (10) becomes

$$T_{\bullet j} = \frac{\lambda \mu}{k_j \lambda - \mu} (e^{-\mu t} - e^{-k_j \lambda t}) \quad (12)$$

Observe that in the limit $\mu \rightarrow \infty$ we recover the same expression $T_{\bullet j} = \lambda_{\bullet j} e^{-\lambda_{\bullet j} t}$ as in model (a2), whereas in the limit $\lambda \rightarrow \infty$, we have $T_{\bullet j} = \mu e^{-\mu t}$, which is then model (a1). The mean residence time follows from (12) :

$$\begin{aligned} \langle T_{\bullet j} \rangle_{\text{model (d)}} &= \frac{\lambda \mu}{k_j \lambda - \mu} \int_0^{\infty} (e^{-\mu \tau} - e^{-k_j \lambda \tau}) d\tau \\ &= \frac{\lambda \mu}{k_j \lambda - \mu} \left(\frac{1}{\mu^2} - \frac{1}{(k_j \lambda)^2} \right) \\ &= \frac{1}{\mu} + \frac{1}{k_j \lambda}, \end{aligned} \quad (13)$$

or also, $\langle T_{\bullet j} \rangle_{\text{model (d)}} = E(X_w) + E(\mathbb{X}_d^{(j)})$, justifying again to call (d) the additive model. In the limit of $\mu \rightarrow \infty$, the first term vanishes, while the second term is zero if $\lambda \rightarrow \infty$.

c. Model (b1). In the passive models such as (b1) two possible scenarios face the walker ready to jump : either an edge is available (probability r), or extra wait is needed before an outgoing edge turns available (probability $1-r$). We have $r = \frac{\lambda}{\lambda+\eta}$ and $1-r = \frac{\eta}{\lambda+\eta}$. It was therefore shown in [12] that $T_{ij}(t)$ has two terms, such that the transition density from node j reads

$$T_{\bullet j}(t) = \left[1 - (1-r)^{k_j} \right] \psi_j(t) + (1-r)^{k_j} k_j \lambda \mu e^{-k_j \lambda t} \int_0^t e^{(-\mu+k_j \lambda)x} dx. \quad (14)$$

The two terms reflect a weighted combination of models (a1) and (d). The weight $(1-r)^{k_j}$ is the probability that all outgoing edges are unavailable at a random time. It follows that

$$\begin{aligned} \langle T_{\bullet j} \rangle_{\text{model (b1)}} &= \langle T_{\bullet j} \rangle_{\text{model (a1)}} + \langle T_{\bullet j} \rangle_{\text{model (d)}} \\ &= \left[1 - (1-r)^{k_j} \right] E(X_w) + (1-r)^{k_j} \left(E(X_w) + E(\mathbb{X}_d^{(j)}) \right) \\ &= E(X_w) + (1-r)^{k_j} E(\mathbb{X}_d^{(j)}). \end{aligned} \quad (15)$$

Under this form, it is natural to label this model as (passively) conditionally additive.

d. Model (c). When the walker is ready to jump, the availability of network edges depends on duration since the walker arrived on the node. That makes the analysis somewhat more involved. Assume the walker is ready after s time units. Let $p^*(s)$ be the probability that an edge is in the same state it was at time $t=0$, namely, it is unavailable. Let also $q^*(s) = 1 - p^*(s)$ be the probability the edge is available for transport. These two quantities were computed in [12], by accounting for all possible on-off switches of the edge in the interval

$[0, s]$. The resulting expression has a strikingly simple form when $U(t)$ and $D(t)$ have the same (exponential density) rate $\eta = \lambda$, our working hypothesis in what follows :

$$p^*(s) = \frac{1}{2}(1 + e^{-2\lambda t}), \quad (16)$$

$$q^*(s) = \frac{1}{2}(1 - e^{-2\lambda t}). \quad (17)$$

If the walker is ready after a short time s , the edge will probably still be down, $p^*(0) = 1$, while for large s , the state of the edge is up or down with equal probability, $\lim_{s \rightarrow \infty} p^*(s) = \frac{1}{2}$.

So now, we have an expression similar to (14) except that r and $1 - r$ are essentially replaced by the time-dependent q^* and p^* . Let us proceed step by step by first writing an expression for $T_{ij}(t)$:

$$\begin{aligned} T_{ij}(t) &= \frac{1}{k_j} \left[1 - p^*(t)^{k_j} \right] \psi_j(t) + \int_0^t \psi_j(x) \left[p^*(x) \int_{t-x}^t D(s) ds \right]^{k_j-1} p^*(x) D(t-x) dx \\ &= \frac{1}{k_j} \left[1 - p^*(t)^{k_j} \right] \psi_j(t) + \lambda \mu e^{-k_j \lambda t} \int_0^t p^*(x)^{k_j} e^{(-\mu + k_j \lambda)x} dx \\ &= \frac{1}{k_j} \left[1 - p^*(t)^{k_j} \right] \psi_j(t) + \frac{\lambda \mu}{2^{k_j}} e^{-k_j \lambda t} \int_0^t (1 + e^{-2\lambda x})^{k_j} e^{(-\mu + k_j \lambda)x} dx, \end{aligned} \quad (18)$$

and using Newton's binomial formula in both terms,

$$= \frac{1}{k_j} \left[1 - \frac{1}{2^{k_j}} \sum_{m=0}^{k_j} \binom{k_j}{m} e^{-2m\lambda t} \right] \psi_j(t) + \frac{\lambda \mu}{2^{k_j}} e^{-k_j \lambda t} \sum_{m=0}^{k_j} \binom{k_j}{m} \frac{1}{\beta_m} (e^{\beta_m t} - 1) \quad (19)$$

where we have set $\beta_m = -\mu + k_j \lambda - 2m\lambda$. The transition density therefore reads :

$$T_{\bullet j}(t) = \mu e^{-\mu t} - \frac{\mu}{2^{k_j}} \sum_{m=0}^{k_j} \binom{k_j}{m} e^{-(\mu+2m\lambda)t} + \frac{\mu}{2^{k_j}} k_j \lambda \sum_{m=0}^{k_j} \binom{k_j}{m} \frac{1}{\beta_m} e^{-(\mu+2m\lambda)t} - \frac{\mu}{2^{k_j}} k_j \lambda \sum_{m=0}^{k_j} e^{-k_j \lambda t} \binom{k_j}{m} \frac{1}{\beta_m}. \quad (20)$$

The mean resting time follows as

$$\begin{aligned} \langle T_{\bullet j} \rangle_{\text{model (c)}} &= E(X_w) - \frac{\mu}{2^{k_j}} \sum_{m=0}^{k_j} \binom{k_j}{m} \frac{1}{(\mu + 2m\lambda)^2} \\ &\quad + \frac{\mu}{2^{k_j}} k_j \lambda \sum_{m=0}^{k_j} \binom{k_j}{m} \frac{1}{\beta_m} \frac{1}{(\mu + 2m\lambda)^2} - \frac{\mu}{2^{k_j}} \frac{1}{k_j \lambda} \sum_{m=0}^{k_j} \binom{k_j}{m} \frac{1}{\beta_m}. \end{aligned} \quad (21)$$

Regrouping the terms, we get

$$\begin{aligned} \langle T_{\bullet j} \rangle_{\text{model (c)}} &= E(X_w) + \frac{\mu}{2^{k_j}} \sum_{m=0}^{k_j} \binom{k_j}{m} \left(\frac{1}{(\mu + 2m\lambda)^2} \left[\frac{k_j \lambda}{\beta_m} - 1 \right] - \frac{1}{\beta_m} \frac{1}{k_j \lambda} \right) \\ &= E(X_w) + \frac{\mu}{2^{k_j}} \sum_{m=0}^{k_j} \binom{k_j}{m} \frac{1}{\beta_m} \left(\frac{1}{\mu + 2m\lambda} - \frac{1}{k_j \lambda} \right) \\ &= E(X_w) + \frac{\mu}{2^{k_j}} \sum_{m=0}^{k_j} \binom{k_j}{m} \frac{1}{\mu + 2m\lambda} E(\mathbb{X}_d^{(j)}). \end{aligned} \quad (22)$$

Let us look at the asymptotic behaviour of this density. When $\lambda \rightarrow \infty$, we get $\langle T_{\bullet j} \rangle_{\text{model (c)}} \rightarrow E(X_w)$. If we let $\mu \rightarrow \infty$, then the density tends to $\frac{1}{2^{k_j} k_j \lambda} \sum_{m=0}^{k_j} \binom{k_j}{m} = \frac{1}{k_j \lambda}$, that is, $E(\mathbb{X}_d^{(j)})$. In both cases, this confirms the expected outcome.

e. Discussion. All models have a mean residence time that can be cast under the form

$$\langle T_{\bullet j} \rangle_{\text{model}} = a_{\text{model}} E(X_w) + b_{\text{model}}(k_j, \mu, \lambda) E(\mathbb{X}_d^{(j)}), \quad (23)$$

where $a_{\text{model}} = 1$ for all models but (a2) for which it is 0, and $b_{\text{model}}(k_j, \mu, \lambda)$ accounts for the probability that all outgoing edges are unavailable when the walker is ready to jump. Summing up the results of this section, we have

$$b_{\text{model (a1)}}(k_j, \mu, \lambda) = 0 \quad (24)$$

$$b_{\text{model (b1)}}(k_j, \mu, \lambda) = (1 - r)^{k_j} \quad (25)$$

$$b_{\text{model (c)}}(k_j, \mu, \lambda) = \frac{1}{2^{k_j}} \mu \sum_{m=0}^{k_j} \binom{k_j}{m} \frac{1}{\mu + 2m\lambda} \quad (26)$$

$$b_{\text{model (d)}}(k_j, \mu, \lambda) = 1. \quad (27)$$

Recall that (26) was derived under the assumption that $\eta = \lambda$, for which $r = \frac{1}{2}$ and thus $b_{\text{model (b1)}}(k_j, \mu, \lambda) = \frac{1}{2^{k_j}}$. Using standard algebra, it is straightforward to check that

$$0 = b_{\text{model (a1)}} < b_{\text{model (b1)}} < b_{\text{model (c)}} < b_{\text{model (d)}} = 1, \quad (28)$$

for all $k_j \in \mathbb{N}_0$ and all positive reals μ and λ . The smaller this coefficient, the larger the expected number of jumps along the trajectories of the walk, all other parameters being chosen equal. We want to compare the three models with nonzero b_{model} , since these are the ones where there is a dynamical walker-network interaction. To this end, let us define the ratios of mean residence-times $R_1 := \frac{\langle T_{\bullet,j} \rangle_{\text{model (b1)}}}{\langle T_{\bullet,j} \rangle_{\text{model (d)}}}$ and $R_2 := \frac{\langle T_{\bullet,j} \rangle_{\text{model (c)}}}{\langle T_{\bullet,j} \rangle_{\text{model (d)}}}$. These quantities depend only on the degree k_j , and on a new variable $\xi := \frac{\lambda}{\mu}$. Indeed, we can write

$$R_1(k_j, \xi) = \frac{k_j 2^{k_j} \xi + 1}{k_j 2^{k_j} \xi + 2^{k_j}}, \quad (29)$$

$$R_2(k_j, \xi) = \frac{k_j 2^{k_j} \xi + \sum_{m=0}^{k_j} \binom{k_j}{m} \frac{1}{1+2m\xi}}{k_j 2^{k_j} \xi + 2^{k_j}}. \quad (30)$$

The above results are numerically checked using dedicated simulations and the results are reported in Fig. 3.

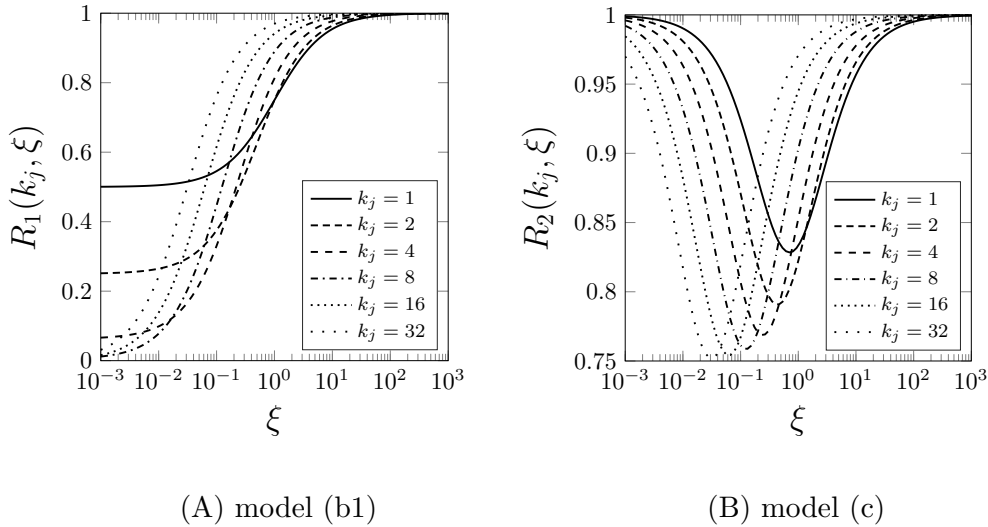


FIG. 3. Mean residence-times. Going from model (a1) to (b1) to (c) to (d), the mean residence-time is increasing - all dynamical and topological parameters being equally chosen, and diffusion on, say, a tree topology would be slower. Ratios R_1 and R_2 of equations (29) and (30) allow to compare the former three models for which there is walker-edges interaction. It measures the reduction in mean residence-times. Observe that only the degree and $\xi = \frac{\lambda}{\mu}$ determine these comparisons. That $R_i(k_j, \xi \rightarrow \infty) = 1$ for $i = 1, 2$ and $R_2(k_j, 0) = 1$ is explained by the asymptotic behaviour described in figure 2. Also observe the different ranges of values R_1 and R_2 . The smallest value of R_2 is $\frac{3}{4}$, when $k_j \rightarrow \infty$.

V. STEADY STATE

In [9], a small- s analysis of the generalised master equation (7) showed the steady-state of the walk to be

$$n(\infty) \propto D_{\langle T_{\bullet} \rangle} v, \quad (31)$$

where we recall $D_{\langle T_{\bullet} \rangle}$ to be a diagonal matrix containing the mean waiting times on the nodes, and where v is the eigenvector associated to the unit eigenvalue of the effective transition matrix $\mathbb{T}_{ij} = \int_0^\infty T_{i \leftarrow j}(t) dt$ of edge $j \rightarrow i$. Due to the normalisation condition (2) and the hypothesis, $\mathbb{T}_{ij} = \frac{1}{k_j} A_{ji}$, we can straightforwardly check that $v_j = k_j$ satisfies, $(Tv)_i = \sum_{\ell=1}^N A_{\ell i} = k_i$, where the last equality assumes that the network is symmetric, namely, the in-degree of node i is equal to its out-degree k_i . In other words, when the underlying network is symmetric, the steady state is [9]

$$n_j(\infty) = \alpha D_{\langle T_{\bullet} \rangle} k_j, \quad (32)$$

where α is the normalisation factor. One interesting application of random walk is their use to rank nodes of a network according to the probability to find a walker on each node, an information directly accessible from the the steady state. We are thus interested in understanding how the such asymptotic states depend on the used modelling scheme and hence how the ranking process changes accordingly (see Fig. 4).

a. Models (a1), (a2) and (b2). For the sake of completeness and for later comparisons, we recall some standard results. For the active node-centric model (a1), $\langle T_{\bullet} \rangle = \frac{1}{\mu}$ and the steady-state is proportional to degree, $n_j^{(a1)}(\infty) = \frac{k_j}{\sum_{\ell=1}^N k_\ell}$. The active edge-centric model (a2) yields $n_j^{(a2)}(\infty) = \frac{1}{N}$. As already pointed out, the same expression is valid for the passive edge-centric walk (b2) when the down-time distribution for network edges are exponential. One can easily verify that the right-hand side of $\dot{n} = nL^{rw}$ vanishes for $n = n_j^{(a1)}(\infty)$, while the same holds true with $\dot{n} = nL$ for $n = n_j^{(a2)}(\infty)$.

b. Model (d) We have $n_j^{(d)}(\infty) = \alpha^{(d)} \left(\frac{1}{\mu} + \frac{1}{k_j \lambda} \right) k_j = \frac{\alpha^{(d)}}{\lambda \mu} (\mu + k_j \lambda)$, and after normalisation we get

$$n_j^{(d)}(\infty) = \frac{k_j \lambda + \mu}{\sum_{\ell=1}^N k_\ell \lambda + \mu} \quad (33)$$

or under a different form, after division by $k_j \lambda \mu$,

$$n_j^{(d)}(\infty) = \frac{\frac{1}{\mu} + \frac{1}{k_j \lambda}}{\sum_{\ell=1}^N \frac{k_\ell}{k_j} \frac{1}{\mu} + \frac{1}{k_j \lambda}} = \frac{E(X_w) + E(\mathbb{X}_d^{(j)})}{\sum_{\ell=1}^N \frac{k_\ell}{k_j} E(X_w) + E(\mathbb{X}_d^{(j)})} \quad (34)$$

We recover the expressions of the active node-centric (a1) and edge-centric (b1) walks in the respective limits $\lambda \rightarrow \infty$ and $\mu \rightarrow \infty$.

c. Model (b1) We use the transition density derived in the preceding section - which results to be only an approximation when the graph has cycles (see remark 3) - and the steady state formula (32) obtained for symmetric networks. Hence, the steady state (35) is an approximation, although maybe a very good one. We refer to section VI for a discussion. We have $n_j^{(b1)}(\infty) = \alpha^{(b1)} \left(\frac{k_j}{\mu} + (1-r)k_j \frac{1}{\lambda} \right)$ and through normalisation we obtain

$$n_j^{(b1)}(\infty) = \frac{\frac{k_j}{\mu} + (1-r)k_j \frac{1}{\lambda}}{\sum_{\ell=1}^N \left[\frac{k_\ell}{\mu} + \frac{(1-r)k_\ell}{\lambda} \right]}. \quad (35)$$

As expected, $n_j^{(b1)}(\infty)$ tends to $n_j^{(a1)}(\infty)$ when $\lambda \rightarrow \infty$. But more importantly, we observe that in the limit $\mu \rightarrow \infty$, the steady state is $\frac{(1-r)k_j}{\sum_{\ell=1}^N (1-r)k_\ell}$, and lower probabilities are associated with nodes with higher degrees. At variance, for typically large walker waiting-times, higher degree means higher probability. Indeed, observe that $\lim_{\mu \rightarrow \infty} n_j^{(b1)}(\infty) = k_j / \sum_{\ell=1}^N k_\ell$. It was observed before that fat-tailed residence-times on a portion of the nodes of a network could lead to accumulation on these nodes in spite of their low degree [17]. In our case, the renewal process ruling the jump times arises from interaction between walker and network, without explicitly reverting to long-tailed distributions of the residence-time on certain nodes.

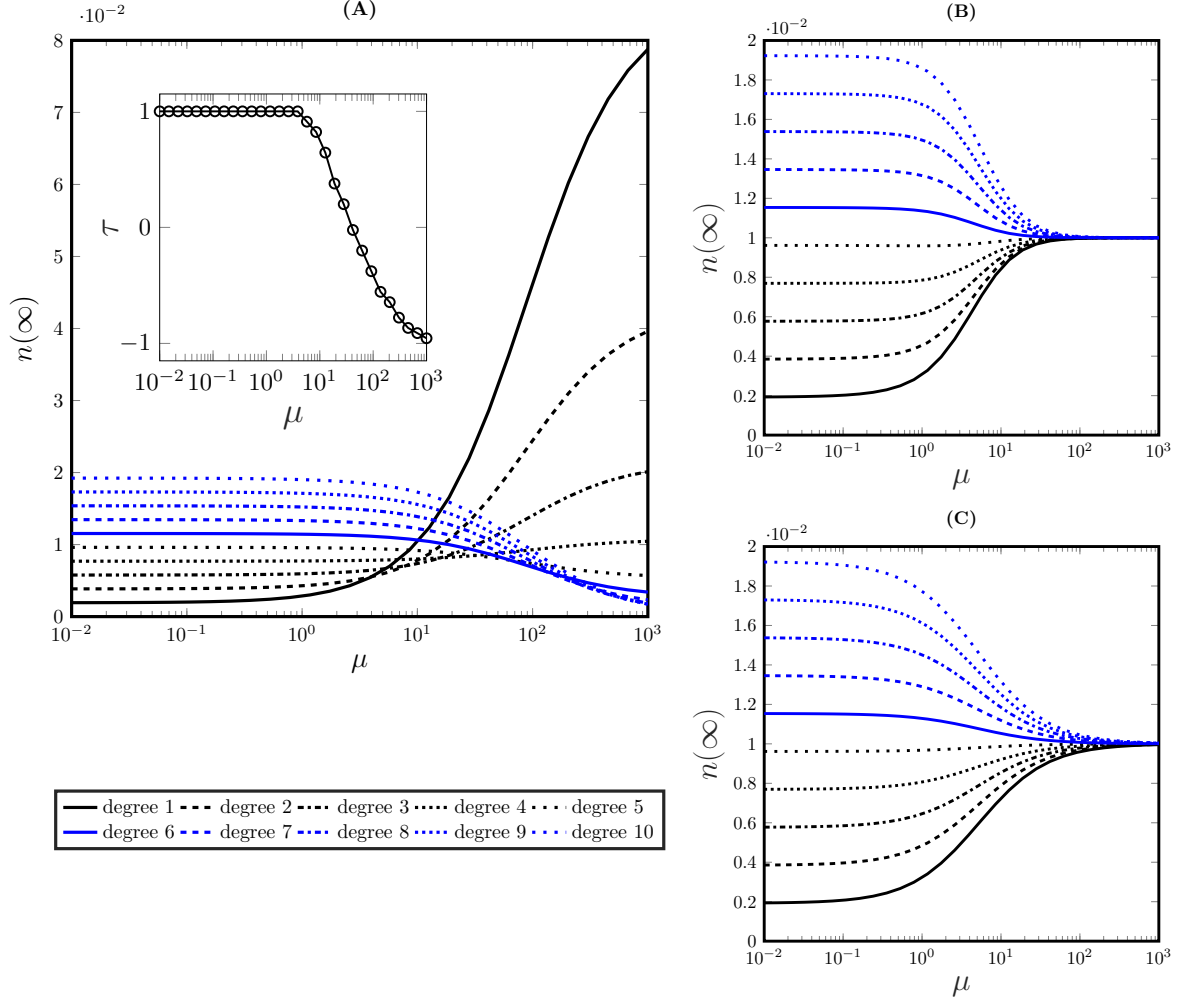


FIG. 4. **Steady states.** Models (c) and (d) on panels (B) and (C) behave in the limit of $\mu \rightarrow \infty$ as a markovian passive edge-centric random walk, where the steady state is uniform across the symmetric network. In the small- μ limit, the steady state probability is proportional to the degree, like in the markovian active node-centric walk. In model (b1) of panel (A), this behaviour does not hold true. Indeed, when $\mu \rightarrow \infty$, the steady-state residence probability is high when degree is low. This inversion with respect to the degree-based ranking is captured by the inset of panel (A). On this inset, the evolution of τ , which denotes Kendall's Tau coefficient, is represented in function of μ . When Kendall's Tau is one, the rankings of panels (A) and (B) (or (C)) are the same; when it is -1, the two rankings are reversed. There is no link between the two when it is 0. We have selected $\eta = 1 = \lambda$ for all plots. The network is Erdős-Rényi with 100 nodes and connection probability $\frac{1}{2}$.

d. *Model (c)* Resulting directly from the transition density given by (22), we have

$$n^{(c)}(\infty) = \alpha^{(c)} \left(\frac{1}{\mu} + \frac{\mu}{2^{k_j} \lambda} \sum_{m=0}^{k_j} \binom{k_j}{m} \frac{1}{\mu + 2m\lambda} \right) \quad (36)$$

with

$$\alpha^{(c)} = \left[\frac{N}{\mu} + \frac{\mu}{\lambda} \sum_{\ell=1}^N \left(\frac{1}{2^{k_\ell}} \sum_{m=0}^{k_\ell} \binom{k_\ell}{m} \frac{1}{\mu + 2m\lambda} \right) \right]^{-1}. \quad (37)$$

VI. MEMORY THROUGH WALKER-NETWORK INTERACTION

It should by now be clear that a memory effect is introduced by the interplay between (even memoryless) walker and edges dynamics. Following remark 3, we also know that the presence of cycles introduce a supple-

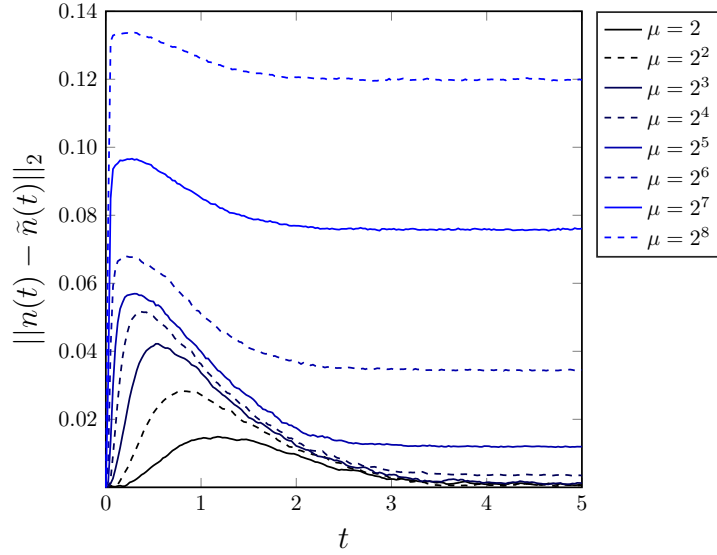


FIG. 5. **The effect of cycles.** Monte-Carlo simulations of model (b1), and of a variant of the model where the cycles-effect on the edge states was silenced. To this end, the state of all outgoing edges was reset to “up” with probability $r = \lambda/(\lambda + \eta)$ and “down” with probability $1 - r$ upon arrival of the walker on a new node. The vector of probabilities for the two simulations are reported on the vertical axis as $n(t)$ and $\tilde{n}(t)$. The initial condition for the walk is $(1, 0)^\top$. The graph is composed of just two nodes, each having a directed link to the other. Observe that in spite of the symmetry of the network, due to the cycles effect the steady state $n(\infty)$ is not homogeneous when μ is large, while $\tilde{n}(\infty) = \frac{1}{2}(1, 1)^\top$.

mentary effect which should be understood as correlation of the edges of a cycles. Indeed, if the walker choose to (not) use an outgoing edge in the past, this gives information on the state of the same outgoing edge later in time.

The impact of cycles may depend on many factors (rates, topology of the network, presence of communities, initial condition of the walk), and it is difficult to analyse and predict. For instance, from numerical experiments (data not reported here) we found a dependence on the number of cycles in the network, or the mean degree or also the number of nodes. It is safe to say however, that the effect decreases for long cycles, that the walker takes longer to jump through. Or in the same line of thought, the effect is less pronounced if the rate μ of the walker is small.

On Fig. 5 we illustrate the cycles-effect on a graph made by only two nodes, mentioning that in general, larger networks have more possible diffusion paths, and tend to be less sensitive to the effect.

VII. CONCLUSION

Many types of random walks have been defined on static networks, from correlated walks [18] to other variants of elephant random walks or random walks with memory [11]. The main purpose of this paper was to show that even the simplest model of random walk, where the walker does not have a memory and is unbiased, may generate complex trajectories when defined on temporal networks. As we have discussed, there exist different ways to inter-connect the dynamics of the walker and of the network, and this interplay may break the Markovianity of the system (in time), even in purely active models or passive models without cycles. Note that there is no need for a long-tailed walker waiting-time on (a subset of) the node(s), such as in [17], to observe a dramatic departure from the steady-states of the classical random walk models. We also showed that the mean residence time may be impacted, resulting in a slowed-down diffusion on tree-like structures. The Markovianity of the trajectories of the walkers may also be broken when the underlying graph is not acyclic, as certain jumps are preferred based on the past trajectory of a walker, even if edges are statistically independent.

Overall, our work shows the importance of the different time scales associated to random walks on temporal networks, and unveils the importance of the duration of contacts on diffusion. We have also enriched the taxonomy of random walk processes [1], adding to the known “active” walks, appropriate for human or animal trajectories and “passive” walks, typically used for virus/information spreading on temporal network, new combinations of active and passive processes that are relevant in situations when an active agent is constrained

the dynamical properties of the underlying network. Typical examples would include the mobility of individuals on public transportation networks. Despite its richness, our model neglects certain aspects of real-life networks that could lead to interesting research directions. In particular, the implicit assumption that the network can be described as a stationary process calls for generalisations including circadian rhythms [19, 20]. Another interesting generalisation would be to open up the modelling framework to situations when the number of diffusing entities is not conserved, and evolves in time, as in epidemic spreading on contact networks, where an additional temporal process is associated to the distribution of the recovery time of infected nodes [21].

COMPETING INTERESTS

The authors declare that they have no competing interests.

AUTHOR'S CONTRIBUTIONS

J.P., R.L. and T.C. conceived the project and wrote the manuscript. J.P. derived the analytical results and performed the numerical simulations.

-
- [1] N. Masuda, M. A. Porter, and R. Lambiotte, *Physics Reports* (2017).
 - [2] S. Brin and L. Page, *Computer networks and ISDN systems* **30**, 107 (1998).
 - [3] A. N. Langville and C. D. Meyer, *Internet Mathematics* **1**, 335 (2004).
 - [4] R. Lambiotte and M. Rosvall, *Physical Review E* **85**, 056107 (2012).
 - [5] M. Rosvall, D. Axelsson, and C. T. Bergstrom, *The European Physical Journal Special Topics* **178**, 13 (2009).
 - [6] J.-C. Delvenne, S. N. Yaliraki, and M. Barahona, *Proceedings of the national academy of sciences* **107**, 12755 (2010).
 - [7] L. Gauvin, A. Panisson, C. Cattuto, and A. Barrat, *Scientific reports* **3**, 3099 (2013).
 - [8] V. Sekara, A. Stopczynski, and S. Lehmann, *Proceedings of the national academy of sciences* **113**, 9977 (2016).
 - [9] T. Hoffmann, M. A. Porter, and R. Lambiotte, *Physical Review E* **86**, 046102 (2012).
 - [10] I. Scholtes, N. Wider, R. Pfitzner, A. Garas, C. J. Tessone, and F. Schweitzer, *Nature communications* **5**, 5024 (2014).
 - [11] M. Rosvall, A. V. Esquivel, A. Lancichinetti, J. D. West, and R. Lambiotte, *Nature communications* **5**, 4630 (2014).
 - [12] J. Petit, M. Gueuning, T. Carletti, B. Lauwens, and R. Lambiotte, *Physical Review E* **98**, 052307 (2018).
 - [13] D. Figueiredo, P. Nain, B. Ribeiro, E. de Souza e Silva, and D. Towsley, in *ACM SIGMETRICS Performance Evaluation Review*, Vol. 40 (ACM, 2012) pp. 307–318.
 - [14] C. N. Angstmann, I. C. Donnelly, and B. I. Henry, *Physical Review E* **87**, 032804 (2013).
 - [15] D. J. Stilwell, E. M. Bollt, and D. G. Roberson, *SIAM Journal on Applied Dynamical Systems* **5**, 140 (2006).
 - [16] J. Petit, B. Lauwens, D. Fanelli, and T. Carletti, *Physical review letters* **119**, 148301 (2017).
 - [17] S. Fedotov and H. Stage, *Physical review letters* **118**, 098301 (2017).
 - [18] E. Renshaw and R. Henderson, *Journal of Applied Probability* **18**, 403 (1981).
 - [19] H.-H. Jo, M. Karsai, J. Kertész, and K. Kaski, *New Journal of Physics* **14**, 013055 (2012).
 - [20] R. Kobayashi and R. Lambiotte, in *Tenth International AAAI Conference on Web and Social Media* (2016).
 - [21] M. J. Keeling and B. Grenfell, *Science* **275**, 65 (1997).