

Calendrical Interpretation of Spirals in Irish Megalithic Art

Marc Türler

*Swiss Academy of Sciences, formerly Astronomy Department of the
University of Geneva*

marc.tuerler@scnat.ch, marc.turler@unige.ch

Abstract: The tumuli of Newgrange and Knowth in Ireland are among the most monumental heritages of the Neolithic era. The megalithic constructions date back to around 3'200 BC, centuries before the completion of Stonehenge and the Egyptian pyramids. Passageways inside the mounds have been shown to be aligned such as the rising sun illuminates the interior chambers on the winter solstice at Newgrange and around the equinoxes at Knowth. Many of the kerb and interior stones are covered with petroglyphs, in particular with spiral motifs. Despite several attempts to classify and interpret them, they remain enigmatic to visitors and archaeologists alike. Here we show that some of the most elaborated spiral designs are very likely calendrical representations. We identify in the detailed spiral motifs five different manifestations of the solar and lunar cycles, which could easily be observed in prehistoric Ireland. Corroborating evidence comes from adjacent motifs or a special location of the stone. The more complex spirals appear to include more celestial manifestations. It suggests that an intellectual elite of this Neolithic settlement linked the astronomical cycles to the passage of seasons, followed them over years, and represented them with increasingly elaborated symbols. This process from observations to abstract models preserved in engraved signs can be considered as a truly scientific approach.

Keywords: Neolithic; Ireland; Newgrange; Knowth; archaeoastronomy; symbols; spirals; cycles; calendars

Introduction

Newgrange and Knowth are two large megalithic mounds both located in the bend of the river Boyne nearby Dublin (Cooney, 1999; Waddell, 1998). Covered with grass and encircled by kerbstones, they are considered as graves and called passage tombs because one or several corridors lead to interior chambers. Although there is evidence for burial human remains (O'Kelly, 1982; Eogan, 1986), the astronomical orientation of the passageways suggests that these monumental constructions were not only burial places. Their design aims at letting sun rays illuminate the chamber of Newgrange at sunrise on the winter solstice (Patrick, 1974; Ray, 1989; Ruggles, 1984) and the two corridors of Knowth at sunrise and sunset around the equinoxes (Eogan, 1986; Ruggles, 1999; Prendergast, 2017). The importance given to the measure of time is also evident from the signs being obvious sundials on kerbstones K7 and K15 at Knowth (Brennan, 1994). It is therefore very likely that other petroglyphs could represent the daily, monthly and annual cycles of the sun and the moon. Previous attempts explored this possibility providing interesting ideas, some of them rather convincing, others much less (Brennan, 1994; Thomas, 1988). Overall, they failed to coherently describe the signs as representations of astronomical cycles, thus opening the way to radically different interpretations (Dronfield, 1995;

Lewis-Williams, 2005; Powell, 1994; Doyle, 2016). As none of these alternatives is really convincing, the Neolithic symbols remain enigmatic (Stout & Stout, 2008). Our aim is to reconsider the possibility of a link with astronomical observations with a new approach, which is as scientific as possible given the inherent speculative nature of a study on the interpretation of prehistoric signs.

Methods

Given the compelling arguments above (see also section Discussion below), we make the hypothesis that a fraction of the megalithic art represents astronomical cycles. In order to test this hypothesis with a scientific methodology, we first need to identify: a) the characteristics of signs that are likely to represent cycles; and b) a list of astronomical manifestations observable by Neolithic people. Based on this, we can then test whether the signs likely to represent cycles could also realistically represent celestial observables. If the aim of Neolithic people was to represent astronomical manifestations with symbols, we should find evidence for this by a detailed analysis of the signs. The more matching characteristics will be found, the more likely it will be that the symbols were intentionally designed to represent astronomical cycles. Alike modern logos, the expression of a concept with a sign kept as simple as possible increases its symbolic power. One would

therefore expect that more complex signs would encode additional observables. If this can be convincingly shown, it would further strengthen the case. Corroborating evidence can also come from the particular position of the stone, the orientation of the spiral, or from adjacent motifs, which could be related.

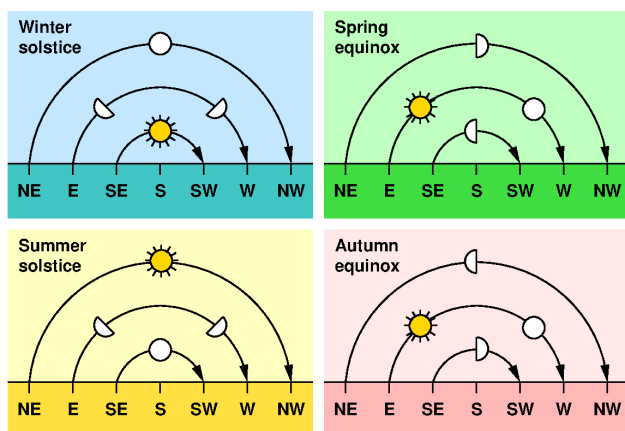


Figure 1. Schematic representation of the daily paths of the sun and the moon at solstices and equinoxes for a typical latitude of $\sim 45^\circ$ N and ignoring the small disturbance due to the $\sim 5^\circ$ inclination of the moon orbital plan with respect to the ecliptic. The full moon (white circle) and the sun (rayed yellow circle) follow opposite extreme paths on the winter and the summer solstice. The wide, ‘dominant’ path from north-east (NE) to north-west (NW) is followed by the first quarter moon on the spring equinox and by the third quarter moon on the autumn equinox.

Characteristics of cyclical representations

The continuous, but regularly changing apparent rotation of the sun, the moon, and the stars must have intrigued humans already in prehistoric times (Stern, 2012). They would naturally have wished to transmit to the next generation the knowledge gained through observations. Better than many words, tracing a circle is clearly the most obvious representation of a cycle. The drawing has a starting point and a direction of rotation. This information is lost once the circle is completed, unless one ends the loop slightly off the starting point. Doing this enables to continue tracing a second cycle, a third one, and so on. The resulting motif is a spiral, which is characterised by a clockwise or counter-clockwise rotation and a number of loops.

The reasoning that spirals are most likely representing cycles seems so logical, that it is difficult to understand why this was not recognised earlier (see section Discussion below). It is probably related to the fact that our modern mind is used to represent a cyclical process by a sinusoidal line. A sinusoidal line is however much more abstract, because it implies the convention to represent time on a horizontal axis, while the vertical movement of a point on a rotating wheel is projected on the orthogonal axis.

Observable properties of astronomical cycles

Days, months and years are observable astronomical cycles. In an ideal world, the month would have an integer number of days and the year an integer number of months. As this is not the case – a year counts ~ 12.37 synodic months – finding a coherent relation between the three time units is a puzzle since millennia (Stern, 2012). Working only with integers, an interesting calendar has 13 months of 28 days totalising 364 days, which needs just one additional leap day to complete the year. 28 days in a month is in between the sidereal and synodic cycle, corresponds to the number of daily double-cycles of tides (~ 24 hours and 50 minutes) in a synodic month and matches on average the menstruation cycle. The number 28 is furthermore divisible by four to mark quarter moons, our modern weeks. Although there is no such calendar currently in use, several primitive calendars have 13 months, like those of some of the Native American tribes, e.g. Lakota and Cherokee, possibly the Rapa Nui calendar of the Easter Island, as well as the Celtic Tree Calendar. The 13-month calendar was actually also proposed in 1902 to replace the current Gregorian calendar, which has – for historical reasons – variable months between 28 and 31 days keeping only a very loose relation to the moon cycle (Stern, 2012). This International Fixed Calendar would have the advantage to be perennial with exactly 13 months of 4 weeks plus an extra day incorporated in a long New-Year week-end. On leap years, one would add another extra holiday such that all months in a year start on Monday and end on Sunday. On the other hand, the now commonly used 12-month calendar has the great advantage to be divisible in two semesters and in four seasons with equal numbers of months.

Besides the calendrical challenge to relate daily, monthly, and yearly cycles, there is a series of interesting seasonal manifestations to be observed by people living at relatively high geographic latitude. The most affecting consequence is that the night is much longer in the winter than in the summer and this is directly related to the daily path of the sun in the sky. In winter, it traces only a small arc on the southern horizon, while in summer it draws a long, high arc from north-east to north-west (see Figure 1). Starting from the winter solstice, the solar arc widens on the horizon over days and months until the summer solstice and then shrinks again in the second part of the year. By understanding that the sun has to return from west to east below the horizon during the night, the changing size of the daily movement of the sun from one solstice to the other naturally results in a spiral pattern (Brennan, 1994). The notion that the same sun returns over the night is not as obvious as it would seem. For instance, Ancient Egyptian mythology refers to the birth of a new sun every day. We note, however, that this understanding is much easier for inhabitants of high-latitude regions, because many constellations can then be seen to make almost a full revolution around the pole during the long winter nights and also the sun, in the summer, nearly revolves fully from north-east to north-west.

While the two solstices are clearly distinct when living at high latitude – one is light and warm and the other is dark and cold – the two equinoxes are usually thought to be indistinct. Actually, there is a subtle difference that is easy to observe, but that does not affect people. The wide, ‘dominant’ arc of the summer sun is followed by the waxing, D-shaped half moon (i.e. the first quarter moon) at the spring equinox, whereas at the autumn equinox it is traced by the waning, C-shaped half moon (i.e. the third quarter moon). This intriguing difference is schematically illustrated in Figure 1. The $\sim 5^\circ$ inclination of the moon orbital plane will induce somewhat higher or lower paths of the moon compared to those of the sun, but the effect is small (at most at a 21% level) and it averages out over decades. The result is that one can divide the year according to the shape of the dominant half moon. The waxing moon is dominant from the winter to the summer solstice – the winter-spring semester – whereas the waning moon is dominant in the summer-autumn semester.

A final interesting seasonal manifestation is the pattern of curves traced by the shadow cast by the tip of a gnomon. The stick at the centre of a sundial is a gnomon, which in its simplest form is a wooden post hammered in the ground. Figure 2 shows a series of curves traced by the shadow of a gnomon’s tip every month over a year. This curve is bending around the gnomon at the summer solstice, flattens out towards the autumn equinox and bends again in the opposite direction during the autumn season around an imaginary point located further north. The pattern then inverses again from the winter to the summer solstice passing by the straight west-east line at the spring equinox. A natural stylised representation of this yearly pattern would be in the form of two juxtaposed groups of concentric circles, which have striking similarity with the numerous cups-and-ring motifs found both in Ireland and Great Britain and their frequent association with spirals (Waddington, 1998; van Hoek, 1993).

We presented here an exhaustive list of manifestations of astronomical cycles as they could have been easily observed by Neolithic people. We can summarise them as:

1. the ratio of between 12 and 13 lunar cycles (months) per solar cycle (year);
2. the increase, respectively decrease, of daylight in the winter-spring and the summer-autumn semesters;
3. the associated widening, respectively shrinking, of the arc daily traced in the sky by the sun;
4. the wide ‘dominant’ path in the sky of the first quarter moon in the winter-spring season and of the third quarter moon in the summer-autumn semester;
5. the gnomon pattern with an equinoctial flip from a light spring-summer semester to a dark autumn-winter season.

In addition, a calendrical representation would also aim at representing the endless succession of years by having the start and the end point of a linear pattern such as a spiral at

the same location, so that one can follow the engraved line without lifting the finger from one year to the next.

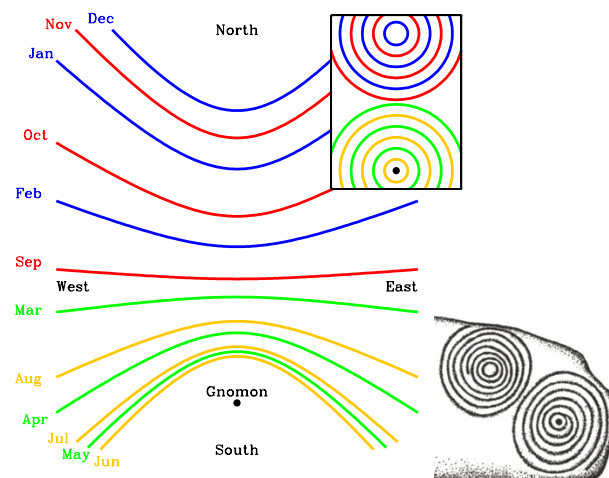


Figure 2. The curves represent the daily path of the shadow of the tip of a vertical gnomon (black dot), cast by the sun on a horizontal ground (the figure plane). The curves are calculated for a typical latitude of 45° N on the 28th of each month using exact formulas (Demers & DuPuy, 1980). The colour coding is green, yellow, red, and blue for spring, summer, autumn, and winter, respectively. The upper-right figure represents a stylised idealisation of the observed pattern – including the necessary return of the sun from west to east over the night – as two sets of concentric circles, which matches the cup-and-rings motif often found in the Irish and British rock art. A very nice example is shown in the overlaid image at the bottom-right representing a part of stone 1 in Cairn H at Loughcrew, Ireland (Brennan, 1994).

Dataset

We have identified the spiral motif as the most natural representation of cycles. We therefore concentrate our study on the most carefully engraved or prominently placed examples to test the hypothesis that they could represent astronomical cycles. We restrict ourselves to the tumulus of Newgrange and to the main mound of Knowth, because of the quantity, quality and variety of their motifs and because they have engraved sundials and aligned passageways linking them to daily and yearly cycles (see Introduction).

Results

We start with the great spiral on the chamber stone C3 inside Newgrange (Figure 3). The spiral widens counter-clockwise, which is the direction of the monthly movement of the moon against background stars. It traces 13 loops, which could therefore represent 13 moon revolutions around the earth in a year. Indeed, fitting 13 months of 28 days in a year falls just one day short of 365 days of the annual cycle. It is the closest match possible for a month with a fixed number of days or half-days between 27 and 30 days, which encompasses both the sidereal month of ~ 27.32 days and the synodic month of ~ 29.53 days. A month of 28 days also matches on average the menstruation

cycle and the number of daily double-cycles of tights in a synodic month, which is a trivial observation for people living near the ocean. The four arcs around the spiral reinforce the calendrical interpretation as they could represent the four quarters of the moon phases – exactly as our seven-day weeks – with the two short arcs stylising the moon crescent of the first and last quarters and the two long arcs the gibbous waxing and waning moon of the second and third quarters.




Figure 3. The great spiral on stone C3 in the west recess of Newgrange (O’Kelly, 1982). The engraved motif is composed of a spiral with 13 loops widening counter-clockwise surrounded by two long arcs (shown in blue) and two short arcs (in red). In a calendrical interpretation, the spiral represents 13 moon cycles in a year and the arcs the moon phase quarters with two short arcs for the waxing and waning crescent moon and two long arcs for the waxing and waning gibbous moon.

Corroborating evidence is found in two other spirals with a count of 13 cycles (Figure 4), but including three additional calendrical features: 1) the endless succession of years, 2) the increasing daylight duration from the winter to the summer solstice, and 3) the associated widening of the sun’s daily path in the sky (see section Methods). These features are apparently all incorporated in the spiral engraved, interestingly, just next to the sundial on kerbstone K15 in Knowth. The motif starts from the centre like the 13-loop spiral, but subtly returns on the same path after seven widening loops to spiral back in to the centre over six loops. Assuming each turn to represent a month with the winter solstice at the centre, the seven widening and six shrinking loops could represent the variations over months of the arc traced by the sun in the sky (see Figure 1). The associated longer daylight in the summer, would then also be represented by the longer duration needed to engrave (or follow) the outer loops. With the year both starting and ending at the central point, it is possible to follow the path over many years with the finger kept in the groove. All these three calendrical features are equally present in an S-shaped spiral in Newgrange on kerbstone K67, which is actually an unfolded version of the previous motif. The 13 loops are now disposed in order to divide the year into winter-spring and summer-autumn semesters with a transition at the summer solstice. This fundamental

moment in time could have been marked by placing in front of the kerbstone a wooden post, which would shed its shadow on the dividing, vertical line at the sunrise of the summer solstice according to the precise north-east position of this richly decorated stone (Brennan 1984).

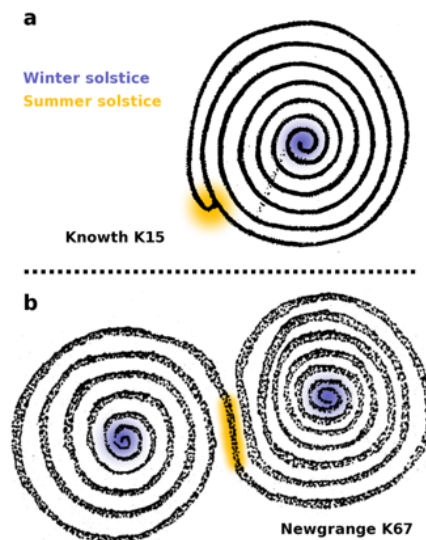


Figure 4. Two other spirals with a count of 13 loops. **a.** The motif on kerbstone K15 at Knowth (Brennan, 1994) spirals out for seven loops before turning around to spiral in on the same line for six additional loops. **b.** The S-shaped spiral on kerbstone K67 at Newgrange (O’Kelly, 1982) can be seen as an unfolded version of the same pattern. In a calendrical interpretation, a month is represented by a loop and the winter solstice would be at the centres of the spirals (blue spots) and the summer solstice at the rewinding points (yellow marks).

A more elaborated spiral pattern is located in the chamber of Newgrange on stone C2 just to the left of the simple 13-loop spiral (Figure 5). The engraving of two intertwined spirals leaves in relief a continuous path that is like a rope wound from its middle, producing a ‘double spiral’ with each extremity tracing a distinct path towards the centre. The symbolic importance of this motif is reflected by the presence of five such spirals on the entrance stone K1. The motif is similar to the returning spiral on the K15 stone in Knowth, except that the inward and outward spiralling paths are now distinct. The previous calendrical features are present with the winter solstice being again supposed to be at the centre of the spiral and the summer solstice at its border. The motif enables an endless succession of years, but not with an integer number of loops. We suggest therefore a different way to count months related to the ‘dominant’ half-moon, which is the waxing, D-shaped moon in the winter-spring semester and the waning, C-shaped moon in the summer-autumn (see Figure 1). This leads to a more usual count of 12 months in a year, which has the advantage to be even. The eleven lozenges in a chessboard pattern at the top of the spiral could possibly represent the missing days to complete a year of 12 synodic months.

An even more elaborated spiral pattern is located on kerbstone K13 at Knowth (Figure 6). The suggested counting of the 12 months is again based on the shape of the ‘dominant’ half moon during half of the year. The unique feature of this delicately chiselled motif would thus be to separate the year into a light spring-summer semester and a dark autumn-winter with a transition at the equinoxes. The two distinct centres at the solstices and the change of bend through a straight line at the equinoxes is perfectly matching the observations of the shadow of a gnomon over the year (see Figure 2). It suggests that this observation has led to a rethinking of the calendrical representation giving additional importance to the equinoxes. This is in accordance with the roughly equinoctial alignment of the passageways of the main mound at Knowth.

Discussion



Figure 5. The double spiral motif on the chamber stone C2 inside Newgrange (O’Kelly, 1982). The engraved motif leaves in relief a wound double spiral, which is coloured in blue, green, yellow and red to mark the supposed winter, spring, summer and autumn seasons, respectively. The corresponding counting of the months from the summer solstice (yellow arrow) to the winter solstice in the centre and back to the summer solstice (green arrow) is indicated with numbers (January=1). It corresponds to the orientation of the only half-moon visible at midnight, which is the third quarter moon on the east horizon in the summer-autumn semester and the first quarter moon on the west horizon in the winter-spring semester.

The megalithic art in Ireland is apparently non-figurative (O’Sullivan, 1986). With possibly some rare exceptions (Doyle, 2016), there are no representations of humans, animals or plants. The art being abstract, one could pretend that it is purely decorative and does not have any hidden signification. We object this view because an ornamental motif is usually a repetitive pattern like on carpets, tapestries, or mosaics. While there is a recurrence of typical

symbols, such as triangles, lozenges, arcs, concentric circles, chevrons and wavy lines, there is no single pair of decorated stone that has the same disposition of these motifs. They rather look like the pages of a drawing book: each one is a distinct composition. The complex spirals described here are all unique, complex symbols. This is strong evidence that they are not purely decorative, but represent something. Furthermore, the location of the most richly engraved kerbstones of Newgrange is not compatible with them being ornamental. Otherwise, why would the Neolithic people have decorated so nicely specifically kerbstones K52 and K67 located, respectively, opposite and very far from the entrance of the mound? Actually, their location is aligned with the direction of sunrise and sunset at the summer solstice (Brennan 1994), suggesting that the engraved symbols could be linked to celestial observations. Another obvious link are the few engraved signs that are clearly sundials, such as at Knowth on kerbstone K15 and on the upper flat part of kerbstone K7 (Brennan 1994). It is therefore very likely that other petroglyphs are related to the intriguing movements of the sun and the moon over days, months, or years. The last and probably strongest evidence comes from the perfect alignment of the corridors leading inside the mounds to allow sun rays to illuminate the chamber of Newgrange at sunrise on the winter solstice (Ray, 1989) and to enter the two passages of Knowth around each equinox (Prendergast, 2017).

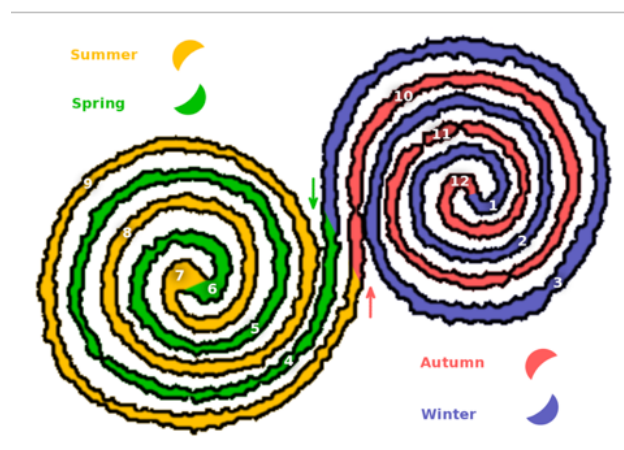


Figure 6. The delicate S-shaped double spiral on kerbstone K13 at Knowth (Brennan, 1994). The central part of the engraved groove is coloured as in Figure 5 to indicate the suggested corresponding seasons. The proposed counting of the months is indicated with numbers starting from the winter solstice (January=1). It corresponds to the orientation of the half moon visible on the west horizon, i.e. in front of the stone, at midnight in the winter and spring seasons and at noon in the summer-autumn semester. The red and green arrows mark the passage by the spring and autumn equinoxes, respectively.

Earlier attempts to relate the motifs with astronomical cycles (Brennan, 1994; Thomas, 1988) failed to identify them with spirals. Brennan rightly noted that the sun traces a clockwise spiral with daily loops from the winter to the summer solstice on the southern horizon (see section Methods and Figure 1) and concluded that clockwise spirals are representations of the sun. He also noted a possible link between the gnomon pattern (see Figure 2)

and an S-shaped spiral, but this relation was deduced from the work of an American artist, Charles Ross, who used a magnifying glass to focus the sun rays. He failed to push the argument further to recognise that S-shaped spirals could be calendrical representations. Thomas identifies an S-shape spiral as a symbol of the equinox linking the winter sun (a clockwise spiral) to the summer sun (an anti-clockwise spiral), but without a clear explanation. He does not mention the link with the gnomon pattern when discussing the double S-shaped spiral of Knowth on kerbstone K13, but has apparently the correct intuition when stating: “It is possible the left and right spirals may represent the summer and winter solstice, the centre pair of joined spirals the equinox events.”.

We considered all elaborated spiral motifs to be found either inside or outside the mounds of Newgrange and Knowth and present five spirals among them that were found to have increasingly complex shapes and seem to incorporate up to five different astronomical manifestations. There are some other particular spiral motifs that are not discussed. Most notably the famous triple-lobe spiral (O’Kelly, 1982; Stout & Stout, 2008) delicately engraved in the central recess of the chamber of Newgrange on stone C10. Very interestingly, however, two of the lobes have precisely the same pattern as the S-shaped double spiral of Knowth (Figure 6). The only difference is that the motif is picked in relief like the double spiral on stone C2 (Figure 5) and is connected to a third spiral on the left. Another omission are the five double spirals magnificently engraved on the entrance stone K1 of Newgrange. We note, however, that the group of three spirals on the left side appears to be a stylistic version of the three-lobe spiral hidden to the view on stone C10, possibly with the intention to refer to it without exposing its exact pattern, which could have had a symbolic power (Stout & Stout, 2008). The two other spirals on this stone and the pair on kerbstone K52 located on the other side of the mound could then also just be suggestive representations of the more genuine patterns discussed here. We consider therefore that these spirals do not constitute valid counter-examples to the presented evidence.

Conclusion

We followed a rigorous methodology and found a beam of indices that some of the most carefully designed spirals could be calendrical representations. Each of the five different spiral patterns satisfy many of the expected characteristics. The sum of the evidences gives us strong confidence in the interpretation, which is often corroborated by the location and orientation of the stone or by related adjacent motifs.

The coherent picture that emerges suggests that an intellectual elite of the Neolithic community of the Boyne Valley developed skills to observe astronomical cycles and to represent them in spiral motifs. The intention was likely to encapsulate the knowledge of the cosmos in powerful

symbols. The increased complexity of the design seems to follow the wish to include more observables and thus to have a more complete description of the celestial manifestations. This full process – from careful observations to imagining specific designs and engraving them for preservation – can be qualified as a scientific methodology.

References

- Brennan, M., 1994, *The Stones of Time, Inner Traditions International, Rochester, Vermont*
- Burgess, C., 1990, The chronology of cup-and-ring marks in Atlantic Europe, *Rev Archaeol Ouest* **2**, 157
- Cooney, G., 1999, *Landscape of Neolithic Ireland, Routledge, London*
- Demers, S., DuPuy, D.L., 1980, A Solar Calendar, *JRASC* **74**, 242
- Dronfield, J., 1995, Migraine, light and hallucinogens: the neurocognitive basis of Irish megalithic art, *Oxford Journal of Archaeology*, **14**, 261
- Doyle, M., 2016, Passage tomb art: a marine connection?, *Archaeology Ireland* **30**, 10
- Eogan, G., 1986, *Knowth and the passage tombs of Ireland, London: Thames and Hudson*
- Lewis-Williams, D. and Pearce, D., 2005, *Inside the Neolithic Mind: Consciousness, Cosmos and the Realm of the Gods, London: Thames and Hudson*
- O’Kelly, 1982, M.J. *Newgrange: Archeology, art and legends, London: Thames and Hudson*
- O’Sullivan, M., 1986, Approaches to Passage Tomb Art, *The Journal of the Royal Society of Antiquaries of Ireland*, **116**, 68
- Patrick, J., 1974, Midwinter sunrise at Newgrange, *Nature* **249**, 517
- Powell, A.B., 1994, Newgrange – Science or Symbolism, *Proceedings of the prehistoric society*, **60**, 85
- Prendergast, K., 2017, Knowth passage-grave in Ireland: An instrument of precision astronomy?, *Journal of Lithic Studies* **4**, 67
- Ray, T.P., 1989, The winter solstice phenomenon at Newgrange, Ireland: accident or design?, *Nature* **337**, 343
- Ruggles, 1984, C.L.N., Megalithic astronomy: The last five years, *Vistas in Astronomy*, **27**, 231
- Ruggles, C., 1999, *Astronomy in prehistoric Britain and Ireland, Yale University Press*
- Stern, S., 2012, *Calendars in antiquity: Empires, states, and societies, Oxford University Press*
- Stout, G., Stout M., 2008, *Newgrange, Cork University Press, Cork*
- Thomas, N.L., 1988, *Irish Symbols of 3500 BC, Mercier Press, Dublin*
- van Hoek, M.A.M., 1993, The Spiral in British and Irish Neolithic Rock Art, *Glasgow Archeological Journal* **18**, 11
- Waddell, J., 1998, *The prehistoric archaeology of Ireland. Galway: Galway University Press*
- Waddington, C., 1998, *Cup and Ring Marks in Context, Cambridge Archeological Journal* **8**, 29