

DSPG: Decentralized Simultaneous Perturbations Gradient Descent Scheme

Arunselvan Ramaswamy[†]

May 1, 2022

Abstract

In this paper, we present an asynchronous approximate gradient method that is easy to implement called DSPG (Decentralized Simultaneous Perturbation Stochastic Approximations, with Constant Sensitivity Parameters). It is obtained by modifying SPSA (Simultaneous Perturbation Stochastic Approximations) to allow for decentralized optimization in multi-agent learning and distributed control scenarios. SPSA is a popular approximate gradient method developed by Spall, that is used in Robotics and Learning. In the multi-agent learning setup considered herein, the agents are assumed to be asynchronous (agents abide by their local clocks) and communicate via a wireless medium, that is prone to losses and delays. We analyze the gradient estimation bias that arises from setting the sensitivity parameters to a single value, and the bias that arises from communication losses and delays. Specifically, we show that these biases can be countered through better and frequent communication and/or by choosing a small fixed value for the sensitivity parameters. We also discuss the variance of the gradient estimator and its effect on the rate of convergence. Finally, we present numerical results supporting DSPG and the aforementioned theories and discussions.

1 INTRODUCTION

Multi-agent systems (MAS) are distributed systems consisting of multiple intelligent agents. These agents compete or cooperate with each other to achieve a common objective. This objective is often formulated as an optimization problem. This problem is solved using solutions of multiple interrelated local optimization problems. These local optimization problems are in turn solved by the agents, independently or through cooperation. Examples of MAS include distributed traffic light control, robotic swarming and distributed smart grids. The machine learning algorithms used to solve the above mentioned optimization problems are called Multi-agent learning algorithms (MAL) [7]. Such algorithms usually contain gradient descent/ ascent steps within them.

^{*}This work was supported by the German Research Foundation (DFG) (project number 315248657)

[†]Department of Electrical Engineering and Computer Science, Paderborn University, Paderborn - 33102, Germany arunr@mail.upb.de

In a MAL, gradient steps are locally calculated by all agents. However, these calculations utilize information (state, single-stage-costs, etc.) from other agents. In this paper, we consider the scenario wherein the agents communicate via an unreliable communication medium. The delay random variables here have an unbounded support. Additionally, all the agents involved abide by their local clocks thereby reducing the synchronization requirements. In other words, agent- i and agent- j may not have performed the same number of gradient steps.

Many distributed control problems involving coupled dynamics can be solved by formulating them as multi-agent learning problems. The objective of the MAL here, is to find a (distributed) control law that minimizes the total discounted/ average cost of all the control systems. As stated before, our framework allows for asynchronicity between the control systems.

1.1 Approximate Gradient Methods and SPSA

In typical optimization/ optimal control/ machine learning (ML) applications one tries to find a minimum value for a given objective function f , i.e., find $x^* = \min_{x \in \mathbb{R}^d} f(x)$. The function f is a loss function in the context of machine learning, while f could be the total average cost in optimal control.

Let us consider the ML algorithms that use convolutional neural networks (CNNs). Due to the presence of a max-pooling layer, analytic backpropagation is not possible. Similarly, there are many problems wherein the function values are only observable and the function gradients ($\nabla f(\cdot)$) are unavailable. Gradient estimators such as the Kiefer-Wolfowitz estimator [9], Simultaneous Perturbation Stochastic Approximations (SPSA) [16], etc. are used to approximate the gradient values at each step. The reader is referred to Spall [15] for a detailed exposition on this subject.

SPSA is a popular approximate gradient method developed by Spall [16]. At every step, the SPSA algorithm performs a descent step using only function observations. Specifically, the i^{th} component of the gradient estimator is the following:

$$[f(x_n + c_n \Delta_n) - f(x_n - c_n \Delta_n)] / 2c_n \Delta_n(i),$$

where $x_n \in \mathbb{R}^d$ ($d \geq 1$) is the n^{th} iterate; Δ_n is a d -dimensional random vector; and c_n is the n^{th} sensitivity parameter. The sensitivity parameters $\{c_n\}_{n \geq 0}$ and the step-sizes $\{\gamma_n\}_{n \geq 0}$ (learning rates) are such that $\sum_{n \geq 0} \frac{\gamma_n^2}{c_n^2} < \infty$. This condition does not allow for all possible learning rates and may affect the convergence properties of SPSA, for the problem at hand. This restriction is relaxed in [12]. Here, it is shown that SPSA is stable and converges to a close-to-optimal value when $c_n = c$, for $n \geq 0$. This algorithm is called SPSA-C and the optimality of the limiting point is a function of c . In the original algorithm by Spall, the Δ vector used for simultaneous perturbations is such that all its components are independent random variables that are symmetric around zero. A popular choice is the symmetric Bernoulli random variable, i.e., $\Delta_n(i) = \pm 1$ with probability $1/2$. The original scheme has been extended in many directions, especially in terms of allowed distributions for Δ . The reader is referred to [10] for details.

1.2 DSPG and Our Contributions

In this paper, we present DSPG, an approximate gradient descent algorithm for optimization problems that arise in asynchronous multi-agent settings. It is obtained by extending SPSA [16] and SPSA-C [12] to decentralized scenarios. As in [12], we let $c_n = c$ for all $n \geq 0$. We analyze the errors that arise from keeping the sensitivity parameters fixed and from delayed and lossy communication. We analyze how they affect each other and illustrate the same via experiments. We show that the sensitivity parameters must be fixed to a very small value, if communication is expected to be infrequent. On the other hand, if the communication is expected to be frequent, then there is more freedom in choosing the sensitivity parameters c_n .

Recall that the agents are all fully asynchronous. The relative frequency of the various gradient updates affects the limiting point. We control this via the use of Borkar's balanced step-size sequence [5]. We show that DSPG converges to a near optimal point. The optimality of the limiting point is affected by the sensitivity parameter ($c_n = c \forall n$) and the communication errors. We also briefly discuss a constant step-size version of DSPG. We discuss the choice of the step-size as a function of the sensitivity parameters and the communication frequency.

2 THE PROBLEM SETUP

Let us consider a d -agent system, where all the agents operate asynchronously. Agent- i is required to minimize $F_i : \mathbb{R}^n \rightarrow \mathbb{R}$. The function F_i utilizes state information from other agents. In other words, to calculate $F_i(x(1), \dots, x(d))$, agent- i needs to obtain $x(j)$ from agent- $j \forall j \neq i$. The $x(i)$ s are communicated over a communication network that is prone to delays and losses. In other words, agent- i may have to estimate F_i using potentially old information.

Generally speaking, $x(i) \in \mathbb{R}^{d_i}$, $d_i \geq 1$, for $1 \leq i \leq d$, and $\sum_{i=1}^d d_i = n$. However, for the sake of clarity, we present the results in the paper for $d_i = 1 \forall i$, and hence $\sum_{i=1}^d d_i = d$. Typically, $x(i)$ represents state information, although it could be any general information including single-stage-costs.

The optimization goal is to simultaneously minimize all F_i s. This goal is summarized by the following equation:

$$\text{Find } x^* = (x^*(1), \dots, x^*(d)) \text{ such that } x^* = \underset{x \in \mathbb{R}^d}{\operatorname{argmin}} F_i(x). \quad (1)$$

Moving forward, we assume that there is at least one simultaneous minimizer for all F_i s. In the following section we present the decentralized gradient algorithm to solve the optimization problem given by (1).

3 DSPG: The Algorithm

Before we present DSPG, we briefly discuss SPSA [16] and SPSA-C [12]. Recall the following SPSA-iteration in \mathbb{R}^d :

$$x_{n+1}(i) = x_n(i) - \gamma_n \left(\frac{F(x_n + c_n \Delta_n) - F(x_n - c_n \Delta_n)}{2c_n \Delta_n(i)} \right), \quad (2)$$

where $\{\Delta_n\}_{n \geq 0}$ is a sequence of independent random vectors. Each Δ_n is such that its components are mutually independent symmetric Bernoulli random variables, i.e., $\Delta_n(i) = \pm 1$ with probability $1/2$.

Spall showed that (2) converges to a global minimum, much like Simulated Annealing, see [16]. As stated earlier, the sensitivity parameters and the step-size sequence (learning rate) must satisfy $\sum_{n \geq 0} \gamma_n^2 / c_n^2 < \infty$. Typically, $\{c_n\}_{n \geq 0}$ and

$\{\gamma_n\}_{n \geq 0}$ are required to be mapped out before conducting experiments using SPSA. A particular step-size sequence may hasten the rate of convergence, but an associated sequence of sensitivity parameters may be unavailable such that the above mentioned condition is satisfied. This problem is alleviated in [12] by using a single fixed value for all the sensitivity parameters. This version is called SPSA-C, and is shown to be stable and near-optimal. The optimality of the limiting point is a function of c , the value of the sensitivity parameters.

Since we are interested in the asynchronous setting, the choice of step-size sequences which ensure convergence is typically restricted [5]. Hence, in order to ensure easy implementation of DSPG, we use constant sensitivity parameters, as in [12]. Below we present DSPG, an algorithm obtained by extending SPSA to the decentralized/asynchronous multi-agent setting. Specifically, we present a portion of the algorithm that is executed by agent- i .

Algorithm 1: DSPG (as executed by agent- i)

Initialization: Sensitivity parameters are all set to c .

for every timestep (of the local-clock) **do**

for every agent- j ($\neq i$) **do**

if new state information $x_{new}(j)$ is available **then**

$x_n(j) \leftarrow x_{new}(j)$

else

$x_n(j) \leftarrow x_{n-1}(j)$

end

end

 Generate $\Delta_n = (\Delta_n(1), \dots, \Delta_n(d))$ such that $\Delta_n(i)$ s are independent symmetric Bernoulli random variables.

 Perform a gradient descent step in the i^{th} direction as follows:

$x_{n+1}(i) \leftarrow x_n(i) - \gamma_n \left(\frac{F(x_n + c_n \Delta_n) - F(x_n - c_n \Delta_n)}{2c_n \Delta_n(i)} \right)$

end

Every agent runs a version of Algorithm 1 till all the agents converge. While the algorithm accounts for unbounded communication delays and information losses, convergence is not achieved without mild restrictions. In Section 4, we discuss these standard assumptions from literature which ensure convergence.

While we allow for unbounded delays, they are generally bounded in real-world scenarios. It must be noted that the rate of convergence strongly depends on the communication frequency. While we allow for full asynchronicity, a causal assumption on the relative update frequency of the agents is made, to ensure convergence. In this paper, we assume that the number of agent updates are in the same order of magnitude. For more details, the reader is referred to Section 4.

Remark 1. *The consensus problem is a common and important problem that arises in multi-agent systems. In this problem, the agents cooperate to minimize $F(x) = \sum_{i=1}^d F_i(x)$, where F_i is only known to agent- i . Algorithm 1 is very useful for this problem if some ∇F_i s are unknown.*

3.1 Errors in gradient estimations

In this section, we estimate the bias and variance, due to the use of constant sensitivity parameters, associated with agent- i . We begin by expanding $F_i(x_n + c\Delta_n)$ and $F_i(x_n - c\Delta_n)$ around x_n , using Taylors theorem for multiple variables [8]. We have that:

$$F_i(x_n \pm c\Delta_n) = F_i(x_n) \pm \sum_{j=1}^d \frac{\partial F_i(x_n)}{\partial x(j)} c\Delta_n(j) + o(\|c\Delta_n\|_2^2). \quad (3)$$

Replacing the terms in the numerator of the gradient estimator in Algorithm 1 using the above Taylor series expansion, we get:

$$\begin{aligned} \frac{F_i(x_n + c\Delta_n) - F_i(x_n - c\Delta_n)}{2c\Delta_n(i)} = \\ \Delta_n(i)^{-1} \left(\sum_{j=1, j \neq i}^d \frac{\partial F_i(x_n)}{\partial x(j)} \Delta_n(j) \right) + \frac{\partial F_i(x_n)}{\partial x(i)} + o(\|c\Delta_n\|_2^2). \end{aligned} \quad (4)$$

Recall that $\Delta_n(i)$ s are independent symmetric Bernoulli random variables. In other words, $\Delta_n(i)^{-1}$ is symmetric Bernoulli and independent of $\Delta_n(j)$ for all $j \neq i$. Further, $\mathbb{E}\Delta_n(i) = 0$ and $\mathbb{E}\Delta_n(j)^{-1} = 0$ for all $i \neq j$. Taking expectations on both sides (4) becomes:

$$\mathbb{E} \left[\frac{F_i(x_n + c\Delta_n) - F_i(x_n - c\Delta_n)}{2c\Delta_n(i)} \right] = \frac{\partial F_i(x_n)}{\partial x(i)} + o(c^2d), \quad (5)$$

since

$$\mathbb{E} [\Delta_n(i)^{-1}] \left(\sum_{j=1, j \neq i}^d \frac{\partial F_i(x_n)}{\partial x(j)} \mathbb{E} [\Delta_n(j)] \right) = 0.$$

In other words, the biases in the gradient estimates at every stage can be controlled by fixing the sensitivity parameters to a small value of c . Also, one needs to factor in the dimension, d , of the multi-agent system when choosing c . Now, we are ready to calculate the variance of the gradient estimator. In other words, lets estimate

$$\mathbb{E} \left[\left(\frac{F_i(x_n + c\Delta_n) - F_i(x_n - c\Delta_n)}{2c\Delta_n(i)} - \frac{\partial F_i(x_n)}{\partial x(i)} \right)^2 \right]. \quad (6)$$

Using arguments that are similar to the ones above, we get that (6) equals the following:

$$\text{var} [\Delta_n(i)^{-1}] \left(\sum_{j=1, j \neq i}^d \frac{\partial F_i(x_n)^2}{\partial x(j)} \text{var} [\Delta_n(j)] \right) + o(c^4 d^2).$$

Observing that $\text{var} [\Delta_n(i)^{-1}] = \text{var} [\Delta_n(j)] = 2$ for $1 \leq i, j \leq d$, we get the following estimate of the gradient

$$2 \sum_{j=1, j \neq i}^d \frac{\partial F_i(x_n)^2}{\partial x(j)} + o(c^4 d^2). \quad (7)$$

In other words, the square of the dimension of the multi-agent system affects the variance of the gradient estimator. While variance does not affect the limiting point, it does affect rate of convergence. Further, we expect aberrant behavior from time to time. This aberrant behavior is captured in our experiments. The reader is referred to Figure 6 in Section 5 for details.

In traditional SPSA, the sensitivity parameters vanish over time. Hence, the gradient estimates are asymptotically unbiased. This is not so in our case. These asymptotic biases affect the optimality of the limiting point. We use analyses similar to [12] to “characterize” the aforementioned optimality. Regarding variance in SPSA, they are controlled by the vanishing sensitivity parameters facilitating smooth convergence. In our case the variance can affect the rate of convergence.

4 CONVERGENCE ANALYSIS

In this section, we use the lens of stochastic approximation algorithms (SAA) to analyze the long term behavior of Algorithm 1. The root finding stochastic iterative algorithm developed by Robbins and Monro [14] is generally regarded as the first SAA. Important contributions to the modern theory of SAA include [2], [3] and [6]. This theory was generalized to accomodate set-valued mean-fields in more recent works, see for example [4] and [11]. Before we proceed we rewrite DSPG as viewed through the lens of SAA:

$$x_{n+1}(i) = x_n(i) - \gamma_{\nu(n,i)} I(i \in Y_n) \hat{g}(x_{n-\tau_{1i}}(1), \dots, x_{n-\tau_{di}}(d))(i), \quad (8)$$

where \hat{g} is the simultaneous perturbations gradient estimator given by:

$$\hat{g}(x)(i) = \frac{F_i(x + c\Delta_n) - F_i(x - c\Delta_n)}{2c\Delta_n(i)};$$

$\nu(n, i)$ is the number of times that agent- i is updated upto time n ; $Y_n \subset \{1, \dots, d\}$ is the set of agents active at time n ; $\sum_{n \geq 0} \gamma_n = \infty$ and $\sum_{n \geq 0} \gamma_n^2 < \infty$;

$\tau_{ij}(n)$ is the delay faced by agent- j in receiving information from agent- i .

The analysis in this section is under the realistic assumption that these delays are bounded. It may however be noted that unbounded delays can be very

easily incorporated using arguments from [5]. We assume that F_i is Lipschitz continuous for all $1 \leq i \leq d$ and show that the gradient estimator \hat{g} is Lipschitz continuous. Without loss of generality let L be the Lipschitz constant associated with all F_i s. Then,

$$|\hat{g}(x)(i) - \hat{g}(y)(i)| \leq \frac{L}{c} \|x - y\|, \text{ and}$$

$$\|\hat{g}(x) - \hat{g}(y)\| \leq \frac{\sqrt{d}L}{c} \|x - y\|.$$

Proposition 1. *If DSPG is bounded almost surely, then the errors due to bounded communication delays vanish asymptotically.*

Proof. We are required to show that $|\hat{g}(x_n)(i) - \hat{g}(x_{n-\tau_{1i}}(1), \dots, x_{n-\tau_{di}}(d))(i)| \rightarrow 0$ as $n \rightarrow \infty$. Using previously made arguments, we get:

$$|\hat{g}(x_n)(i) - \hat{g}(x_{n-\tau_{1i}}(1), \dots, x_{n-\tau_{di}}(d))(i)| \leq \frac{L}{c} \|x_n - (x_{n-\tau_{1i}}(1), \dots, x_{n-\tau_{di}}(d))(i)\|. \quad (9)$$

Now, let us focus on bounding $|x_n(j) - x_{n-\tau_{ji}}(j)|$ for $1 \leq j \leq d$. It follows from (8), the Lipschitz continuity of \hat{g} , and the almost sure boundedness of the iterates ($\sup_{n \geq 0} \|x_n\| < \infty$ a.s.) that

$$\sum_{m=n-\tau_{ji}}^{n-1} |x_{k+1}(j) - x_k(j)| \leq \frac{L}{2c} \sum_{m=n-\tau_{ji}}^{n-1} \gamma_k C.$$

Since τ_{ji} is bounded (possibly by sample path dependent constant) and $\sum_{n \geq 0} \gamma_n^2 < \infty$,

$\sum_{m=n-\tau_{ji}}^{n-1} \gamma_k \rightarrow 0$ as $n \rightarrow \infty$. In other words, $|\hat{g}(x_n)(i) - \hat{g}(x_{n-\tau_{1i}}(1), \dots, x_{n-\tau_{di}}(d))(i)| \rightarrow 0$ as $n \rightarrow \infty$. \square

If one uses constant learning rate in DSPG, then from the above arguments it is clear that the errors due to communication delays are bounded in the order of the learning rate.

4.1 Assumptions and main theorem

Below we list the restrictions on Algorithm 1 required for convergence.

(A1) $\limsup_{n \rightarrow \infty} \sup_{y \in [x, 1]} a([y^n])/a(n) < \infty$ for $0 < x \leq 1$.

(A2) $\sup_{n \geq 0} \|x_n\| < \infty$ a.s.

(A3) x^* is the unique global asymptotic stable equilibrium point of $\dot{x}(t) = \begin{bmatrix} \partial F_1(x(t))/\partial x^1 \\ \vdots \\ \partial F_d(x(t))/\partial x^d \end{bmatrix}$, where $x^* = \operatorname{argmin}_{x \in \mathbb{R}^d} \left\{ \max_{1 \leq i \leq d} F_i(x) \right\}$.

Quick note on notation: For the rest of this section, we use x^d to represent the d^{th} component of vector x , instead of the previously used $x(d)$. The t in $x(t)$ shall denote the time index. For example we use $\dot{x}(t) = f(x(t))$, $t \geq 0$, to denote an o.d.e.

Theorem 1. Under assumptions (A1) – (A3), DSPG converges to a small neighborhood of x^* . Further, this neighborhood depends on c .

Proof. We can rewrite (8) as

$$x_{n+1} = x_n - \bar{\gamma}_n D_n \hat{g}(x_n), \text{ where} \quad (10)$$

$$\bar{\gamma}_n = \max_{1 \leq i \leq d} \gamma_{\nu(n,i)} I(i \in Y_n) \text{ and}$$

$$D_n = \begin{bmatrix} \frac{\gamma_{\nu(n,1)} I(1 \in Y_n)}{\bar{\gamma}_n} & \dots & 0 \\ \vdots & \ddots & \vdots \\ 0 & \dots & \frac{\gamma_{\nu(n,d)} I(d \in Y_n)}{\bar{\gamma}_n} \end{bmatrix}.$$

Using arguments similar to those in Section 4 of [13], we can show that (10) tracks a solution to the ordinary differential equation (o.d.e.) given by $\dot{x}(t) = \Lambda(t) \hat{g}(t)$, where $\Lambda(t)$ is a diagonal matrix with entries in $[0, 1]$, $t \geq 0$. Hence, the asymptotic behaviors of (10) and $\dot{x}(t) = \Lambda(t) \hat{g}(t)$ are identical.

Let us suppose that the step-size sequence is balanced, see [5], i.e., $\{\gamma_{\nu(n,i)}\}_{n \geq 0, 1 \leq i \leq d}$ is such that there exists γ_{ij} with

$$\lim_{n \rightarrow \infty} \frac{\sum_{m=0}^n \gamma_{\nu(m,i)}}{\sum_{m=0}^n \gamma_{\nu(m,j)}} = \gamma_{ij},$$

for every $1 \leq i, j \leq d$. If we assume that all d agents use the same step-size sequence, then it is balanced since the communication delays are bounded. It follows from Theorem 3.2 of [5] that (10) (Algorithm 1, DSPG) tracks a solution to

$$\dot{x}(t) = \begin{bmatrix} 1/d & \dots & 0 \\ \vdots & \ddots & \vdots \\ 0 & \dots & 1/d \end{bmatrix} \hat{g}(t). \quad (11)$$

In other words, $\Lambda(t) = \begin{bmatrix} 1/d & \dots & 0 \\ \vdots & \ddots & \vdots \\ 0 & \dots & 1/d \end{bmatrix}$ for all $t \geq 0$. Since (11) and $\dot{x}(t) = \hat{g}(t)$

are $1/d$ factor apart in each co-ordinate, their asymptotic behaviors are identical, see [1]. Also, any solution to $\dot{x}(t) = \hat{g}(t)$ can be viewed as a perturbation of some solution to

$$\dot{x}(t) = \begin{bmatrix} \partial F_1(x(t))/\partial x^1 \\ \vdots \\ \partial F_d(x(t))/\partial x^d \end{bmatrix}. \quad (12)$$

This is because $\hat{g}(x_n)$ is an estimate of $\begin{bmatrix} \partial F_1(x_n)/\partial x^1 \\ \vdots \\ \partial F_d(x_n)/\partial x^d \end{bmatrix}$ with an estimation error of $o(c^2 d)$.

Recall that x^* is the global asymptotic stable equilibrium of (12). It follows from the upper semicontinuity of attractor sets that $\dot{x}(t) = \hat{g}(t)$ also has a globally asymptotic stable equilibrium set in a neighborhood of x^* , see [1]. Further, the diameter of this neighborhood is directly proportional to c (sensitivity parameter).

To summarize, DSPG converges to a small neighborhood of x^* , provided c is small and the step-size sequence is balanced. It may be noted that a constant step-size sequence is naturally balanced, but the resulting algorithm is more unstable. \square

5 NUMERICAL RESULTS

Recall that the aim of DSPG is to find a simultaneous minimizer of all objective functions, i.e., find $x^* = \operatorname{argmin}_{x \in \mathbb{R}} \max_{1 \leq i \leq d} F_i(x)$. Agent- i performs approximate gradient descent in the i^{th} direction, using local state information and delayed global state information. For our experiments we chose F_i s from the class of quadratic functions such that there is at least one x^* that minimizes all F_i s simultaneously. Further, without loss of generality we let this x^* be the origin. Finally, we conducted experiments on 4 and 10 agent systems.

5.1 Experiment Parameters

For $1 \leq i \leq d$, we let $F_i := x^T A_i x$, where A_i is a randomly chosen $d \times d$ positive definite matrix. Agent- i uses the following gradient estimator:

$$\hat{g}(x_n)(i) := \frac{(x_n + c\Delta_n)^T A_i (x_n + c\Delta_n) - (x_n - c\Delta_n)^T A_i (x_n - c\Delta_n)}{c\Delta_n(i)},$$

to perform the following gradient descent step:

$$x_{n+1}(i) = x_n(i) - \gamma_n \hat{g}(x_n)(i). \quad (13)$$

At the beginning of each iteration agent- i generates a d -dimensional communication vector $\psi_i(n) = (\psi_{1i}(n), \dots, \psi_{di}(n))$, randomly. The components of $\psi_i(n)$ are mutually independent Bernoulli random variables. Further, $\psi_{ji}(n) = 1$ with probability p_c and $\psi_{ji}(n) = 0$ with probability $1 - p_c$. For $j \neq i$, agent- i obtains the latest state information from agent- j if $\psi_{ji}(n) = 1$, else it uses the old information. Note that $\psi_i(n)$ is used to account for the stochastic communication channels and resource constraints. The numerical results presented herein consider the errors due to lost communication but not the errors due to delays. Also note that the “communication probability” p_c is the same for every communicating pair. This is done to obtain intelligible plots. The value of c is varied between 0.1 to 10 in steps of 0.1. The value of the communication probability is varied from 0.2 to 0.9 in steps of 0.05.

Algorithm 1 is run for 20000 iterations. For the first 5000 iterations, a constant step-size of 0.001 is used. Thereafter diminishing step-sizes, starting with $1/100$ and vanishing at the rate of $1/n$. *It must be noted that the step-size sequence is problem dependent.*

5.2 4-agent system

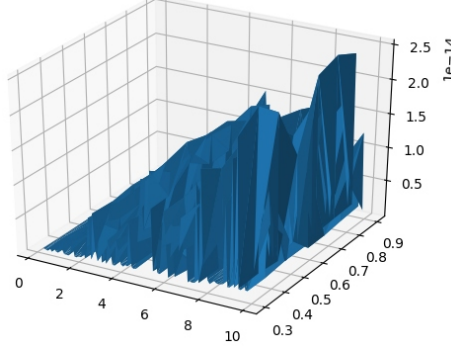


Figure 1: 4-agent summary: $0.1 \leq c \leq 10$ is plotted along x -axis, $0.3 \leq p_c \leq 0.9$ is plotted along y -axis and $\|(x_{20000}(1), \dots, x_{20000}(4))\|$ is plotted along z -axis. Each point in the plot is obtained as an average of 20 independent experiments.

Figure 1 illustrates the behavior of Algorithm 1 in a 4-agent setting. Along the x and y axes are the c and p_c values. Along the z -axis we plot the Euclidean distance of the limiting point (of Algorithm 1) from the origin, i.e., $\|(x_{20000}(1), \dots, x_{20000}(d))\|$. Each point on this plot is obtained by taking the average of 20 independent experiments. It can be seen that Algorithm 1 converges to a value close to the origin for **smaller values of c and higher values of p_c** . It converges farther away from the origin for **larger values of c and lower values of p_c** . The sensitivity parameter seems to have a greater influence on the convergence neighborhood, than the communication probabilities. Finally, the surface of the plot is rough due to high variance of the estimation errors, see Section 3.1.

Figure 2 illustrates experiments conducted in a 4-agent setting with $c = 0.1$. p_c is plotted along x -axis and varies from 0.3 to 0.9. Along y -axis, we plot the limiting point of Algorithm 1. Different colors are used for different agents (blue for agent-1, orange for agent-2, green for agent-3 and red for agent-4). For example, at $p_c = 0.7$, $x_{20000} = [0.5 \exp(-18), 0.2 \exp(-18), 0.9 \exp(-18), 0.4 \exp(-18)]$. As before, we plot the average over 20 independent experiments. As compared to $p_c = 0.4$, the algorithm converges closer to the origin with $p_c = 0.9$.

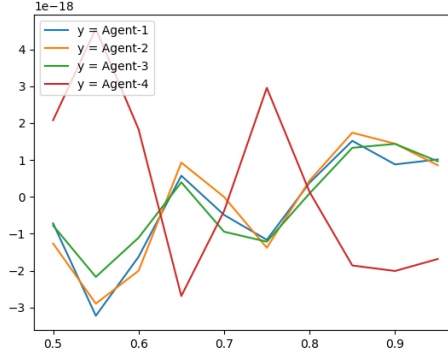


Figure 2: Average of 20 experiments with $c = 0.1$. p_c is plotted along x -axis and the limiting point is plotted along y -axis. Different colors are used for different agents.



Figure 3: Same experimental setup as in Figure 2 but with $c = 5$.

In Figure 3, the experimental setup in Figure 2 is used with $c = 5$ instead of 0.1. As compared to $c = 0.1$, Algorithm 1 converges farther from the origin when $c = 5$, for all values of p_c .

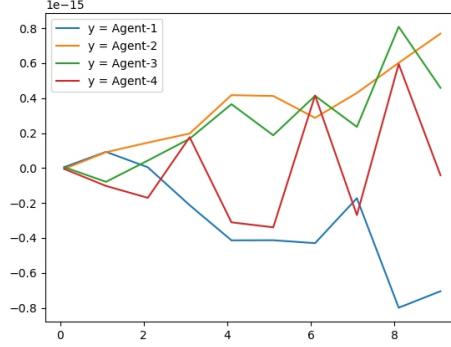


Figure 4: Average of 20 experiments with $p_c = 0.3$. c is plotted along x -axis and the limiting point is plotted along y -axis. Again, different colors are used for different agents.

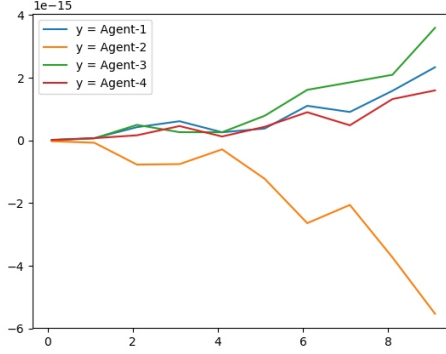


Figure 5: Same experimental setup as in Figure 2 but with $p_c = 0.9$ and a **constant step-size of 0.001**.

Figures 4 and 5 illustrate the average of 20 experiments with $p_c = 0.3$ and 0.9, respectively. The value of c is varied between 0.1 and 10 in steps of 0.1. As is expected, Algorithm 1 converges closer to the origin for smaller values of c . An important point to note is that the experiments illustrated in Figure 5 were conducted using a constant step-size (learning rate) of 0.001. While the analysis in 4 requires diminishing step-sizes, we observed that constant step-size algorithms converge, provided c is sufficiently small. **It must be noted that DSPG is not stable when using a constant learning rate.**

Remark 2. Recall that additive errors due to biases are in $o(c^2d)$. If we factor in the constant step-size, say γ , then an error of $o(\gamma c^2d)$ is added to the descent direction. While choosing a smaller step-size value reduces the additive error, it also reduces the size of the steps that are taken along the descent direction. Hence, when using constant learning rate it is better to choose a very small value for c . This directly reduces the additive errors without affecting the size of the steps in the gradient descent.

5.3 10-agent system

Finally, we conducted similar experiments using 10-agent systems. The results from these experiments are summarized in Figure 6. From the calculations in Section 3.1 it is clear that higher variance is to be expected in a 10-agent system as opposed to a 4-agent one. This is certainly reflected in the plot wherein the worst performance is at $c = 8$ and $p_c = 0.7$. For very small values of c , the variance remains low.

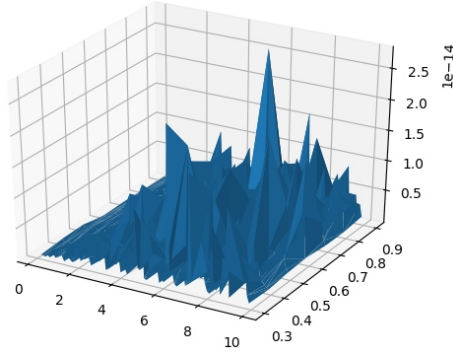


Figure 6: 10-agent summary: $0.1 \leq c \leq 10$ is plotted along x -axis, $0.3 \leq p_c \leq 0.9$ is plotted along y -axis and $\|(x_{20000}(1), \dots, x_{20000}(10))\|$ is plotted along z -axis. Each point in the plot is obtained as an average of 10 independent experiments.

To summarize, the use of simultaneous perturbations and constant sensitivity parameters leads to high variance. This can be countered using a small c . Although stability is not guaranteed when using constant learning rate, convergence is possible for sufficiently small c .

6 CONCLUSIONS AND FUTURE WORKS

In this paper, we presented DSPG, a decentralized gradient method for distributed optimization problems. The gradient estimator in DSPG is a simultaneous perturbation gradient estimator, like the ones in SPSA and SPSA-C. We showed that the gradient estimator has a bias that depends on the sensitivity parameter c . We presented a convergence analysis of DSPG under the balanced step-size assumption. Specifically, we showed that DSPG converged to a small neighborhood of the minimum. Further, we discussed that this neighborhood depends on c . Finally, we presented numerical results from several experiments. We observed that larger number of agents leads to higher variance. However, this variance can be controlled by choosing a small value for c and ensuring frequent communication between agents. When using constant learning rates, we observed that DSPG is more unstable. However in the event that it converges, the limiting set remains unaltered.

In the future it would be interesting to explore the stability issues of constant step-size DSPG. It would also be interesting to calculate the rate of convergence of DSPG.

References

- [1] J-P Aubin and Arrigo Cellina. *Differential inclusions: set-valued maps and viability theory*, volume 264. Springer Science & Business Media, 2012.
- [2] Michel Benaïm. A dynamical system approach to stochastic approximations. *SIAM Journal on Control and Optimization*, 34(2):437–472, 1996.
- [3] Michel Benaïm and Morris W Hirsch. Asymptotic pseudotrajectories and chain recurrent flows, with applications. *Journal of Dynamics and Differential Equations*, 8(1):141–176, 1996.
- [4] Michel Benaïm, Josef Hofbauer, and Sylvain Sorin. Stochastic approximations and differential inclusions. *SIAM Journal on Control and Optimization*, 44(1):328–348, 2005.
- [5] Vivek S Borkar. Asynchronous stochastic approximations. *SIAM Journal on Control and Optimization*, 36(3):840–851, 1998.
- [6] Vivek S Borkar and Sean P Meyn. The ode method for convergence of stochastic approximation and reinforcement learning. *SIAM Journal on Control and Optimization*, 38(2):447–469, 2000.
- [7] Lucian Buşoniu, Robert Babuška, and Bart De Schutter. Multi-agent reinforcement learning: An overview. *Innovations in multi-agent systems and applications-1*, pages 183–221, 2010.
- [8] GB Folland. Higher-order derivatives and taylor’s formula in several variables. *Preprint*, pages 1–4, 2005.
- [9] Jack Kiefer, Jacob Wolfowitz, et al. Stochastic estimation of the maximum of a regression function. *The Annals of Mathematical Statistics*, 23(3):462–466, 1952.
- [10] LA Prashanth, Shalabh Bhatnagar, Michael Fu, and Steve Marcus. Adaptive system optimization using random directions stochastic approximation. *IEEE Transactions on Automatic Control*, 62(5):2223–2238, 2017.
- [11] Arunselvan Ramaswamy and Shalabh Bhatnagar. A generalization of the borkar-meyn theorem for stochastic recursive inclusions. *Mathematics of Operations Research*, 42(3):648–661, 2016.
- [12] Arunselvan Ramaswamy and Shalabh Bhatnagar. Analysis of gradient descent methods with nondiminishing bounded errors. *IEEE Transactions on Automatic Control*, 63(5):1465–1471, 2018.
- [13] Arunselvan Ramaswamy, Shalabh Bhatnagar, and Daniel E Quevedo. Asynchronous stochastic approximations with asymptotically biased errors and deep multi-agent learning. *arXiv preprint arXiv:1802.07935*, 2018.
- [14] Herbert Robbins and Sutton Monro. A stochastic approximation method. *The annals of mathematical statistics*, pages 400–407, 1951.
- [15] James C Spall. *Introduction to stochastic search and optimization: estimation, simulation, and control*, volume 65. John Wiley & Sons, 2005.

- [16] James C Spall et al. Multivariate stochastic approximation using a simultaneous perturbation gradient approximation. *IEEE transactions on automatic control*, 37(3):332–341, 1992.