

Multiplicity moments of shifted Gompertz distribution in e^+e^- , $p\bar{p}$ and pp collisions at high energies

Aayushi Singla, M.Kaur¹

Physics Department, Panjab University, Chandigarh, India-160014

Abstract

In continuation of our earlier work, in which we analysed the charged particle multiplicities in leptonic and hadronic interactions at different center of mass energies in full phase space as well as in restricted phase space with the shifted Gompertz distribution, a detailed analysis of the normalized and factorial moments is reported here. A two-component model in which probability distribution function is obtained from the superposition of two shifted Gompertz distributions introduced in our earlier work has also been used for the analysis. This is the first analysis of the moments with the shifted Gompertz distribution. Analysis has also been done to predict the moments of multiplicity distribution for the e^+e^- collisions at $\sqrt{s}= 500$ GeV at a future Collider.

Keywords: Charged multiplicities, Probability Distribution Functions, Factorial moments

1. Introduction

In one of our recent papers, we introduced a statistical distribution, the shifted Gompertz distribution to investigate the multiplicity distributions of charged particles produced in e^+e^- collisions at the LEP, $p\bar{p}$ interactions at the SPS and pp collisions at the LHC at different center of mass energies in full phase space as well as in restricted phase space [1]. A distribution of the largest

Email addresses: aayushi.singla@cern.ch (Aayushi Singla), manjit@pu.ac.in (M.Kaur)

of two independent random variables, the shifted Gompertz distribution was introduced by Bemmaor [2] as a model of adoption of innovations. One of the parameters has an exponential distribution and the other has a Gumbel distribution, also known as log-Weibull distribution. The non-negative fit parameters define the scale and shape of the distribution. Subsequently, the shifted Gompertz distribution has been widely studied in various contexts [3, 4, 5]. In our earlier work [1] by studying the charged particle multiplicities, we showed that this distribution can be successfully used to study the statistical phenomena in high energy particle collisions, e^+e^- , $p\bar{p}$ and pp collisions at the LEP, SPS and LHC energies.

A multiplicity distribution is represented by the probabilities of n-particle events as well as by its moments or its generating function. The aim of the present work is to extend the analysis by calculating the higher moments of a multiplicity distribution. Since the moments are calculated as derivatives of the generating function, the moment analysis is a powerful tool which helps to unfold the characteristics of multiplicity distribution. The multi-particle correlations can be studied through the normalized moments and factorial moments of the distribution. The dependence of moments on energy can also reveal the KNO (Koba, Nielsen and Olesen) scaling [6, 7, 8] conservation or violation. Several analyses of moments have been done at different energies, using different probability distribution functions and different types of particles [9, 10, 11, 12]. The higher moments also can identify the correlations amongst produced particles.

In Section 2, formulae for the Probability Distribution Function (PDF) of the shifted Gompertz distribution, normalized moments and the normalized factorial moments used for the analysis are given. A two component model has been used and modification of distributions done in terms of these two components; one from soft events and another from semi-hard events. Superposition of distributions from these two components, by using appropriate weights is done to build the full multiplicity distribution. When multiplicity distribution is fitted with the weighted superposition of two shifted Gompertz distributions, we find that the agreement between data and the model improves considerably. The de-

tails of these fits are published in [1]. The distributions have been fitted both in full phase space as well as in restricted rapidity windows for $p\bar{p}$ and pp data and in full phase space only for e^+e^- , in terms of soft and semi-hard components.

Section 3 presents the evaluations of moments from experimental data, the fitted shifted Gompertz distributions and the fitted modified shifted Gompertz distributions. Section 4 details the method of estimating uncertainties on the moments. Discussion and conclusion are presented in Section 5.

2. Shifted Gompertz distribution and Moments

The particle production dynamics can be understood by analysing the charged particle multiplicity distribution as its measurements can provide relevant constraints for particle-production models. Charged particle multiplicity is defined as the average number of charged particles n , produced in a collision at a given energy in the center of mass system.

In addition, the analysis of moments of the distribution is often used to study the patterns and correlations in the multi-particle final state of high-energy collisions in the presence of statistical fluctuations. The fractal structures present in the multiplicity distributions have often been studied to search for the embedded constraints on the underlying particle production mechanism [13, 14]. The observation of fractal structures is of great interest because it imposes strong constraints on the underlying particle-production mechanism. We define different kinds of moments as follows;

Let X be any non-negative random variable having the shifted Gompertz distribution with parameters b and β , where $b > 0$ is a scale parameter and $\beta > 0$ is a shape parameter. The probability distribution function (PDF) of X is given by

$$P_X(x; b, \beta) = be^{-(bx + \beta e^{-bx})}(1 + \beta(1 - e^{-bx})), \quad \text{where } x > 0 \quad (1)$$

The raw moments (c_n) and factorial moments (f_n) are defined as:

$$c_n = E[X^n] \quad \text{and} \quad f_n = E[(X)(X-1)(X-1)\dots(X-(n-1))] \quad (2)$$

Whereas, the normalized moments (C_n) and normalized factorial moments (F_n) are defined as:

$$C_n = \frac{E[X^n]}{(E[X])^n} \quad \text{and} \quad F_n = \frac{E[(X)(X-1)(X-1)\dots(X-(n-1))]}{(E[X])^n} \quad (3)$$

The Mean value ($E[X]$) of Shifted Gompertz distribution is given by

$$E[X] = \frac{1}{b}(\gamma + \log[\beta] + \frac{1 - e^{-\beta}}{\beta} + \Gamma[0, \beta]) \quad (4)$$

and the c_2 Moment is given by

$$c_2 = E[X^2] = \frac{2}{b^2\beta} \left(\gamma + \Gamma[0, \beta] + \beta^2 {}_3F_3[\{1, 1, 1\}, \{2, 2, 2\}, -\beta] + \log[\beta] \right) \quad (5)$$

The higher order raw moments (c_n) can be found by the Moment Generating Function of the Shifted Gompertz distribution $[[b, \beta], t]$

$$e^{-\beta} - (1 + \frac{t}{b\beta})\beta^{\frac{t}{b}}(\Gamma[1 - \frac{t}{b}] - \Gamma[1 - \frac{t}{b}, \beta]) \quad (6)$$

Also f_2 Moment is given by

$$f_2 = E[(X)(X-1)] = \frac{2}{b^2\beta} \left(\gamma + \Gamma[0, \beta] + \beta^2 {}_3F_3[\{1, 1, 1\}, \{2, 2, 2\}, -\beta] + \log[\beta] \right) - \frac{\left(1 - e^{-\beta} + \beta(\gamma + \Gamma[0, \beta] + \log[\beta]) \right)}{b\beta} \quad (7)$$

The higher factorial moments (f_n) can be found by the Generating Function of Shifted Gompertz Distribution $[[b, \beta], t]$

$$e^{-\beta} - \beta^{\frac{\log[t]}{b}} \left(\Gamma[1 - \frac{\log[t]}{b}] - \Gamma[1 - \frac{\log[t]}{b}, \beta] \right) \left(1 + \frac{\log[t]}{b\beta} \right) \quad (8)$$

where

(i) $\gamma \approx 0.5772156$ stands for the Euler constant (also referred to as Euler-Mascheroni constant) and $\log[*]$ denotes the natural logarithm

(ii) $\Gamma[s]$ the Euler Gamma function and $\Gamma[s, x]$ the incomplete Gamma function are defined as;

$$\Gamma[s] = \int_0^\infty t^{s-1} e^{-t} dt \quad \Gamma[s, x] = \int_x^\infty t^{s-1} e^{-t} dt \quad (9)$$

(iv) ${}_3F_3$ is a Generalized Hypergeometric function.

$${}_3F_3[\{1, 1, 1\}, \{2, 2, 2\}, -\beta] = \sum_{k=1}^{\infty} \frac{(-1)^{k+1} \beta^{k+1}}{k! k^2} \quad (10)$$

2.1. Modified Shifted Gompertz Distribution

It is well established that at high energies, charged particle multiplicity distribution in full phase space becomes broader than a Poisson distribution. The most widely adopted, Negative Binomial distribution [15] to describe the multiplicity spectra, fails to explain the experimental data. As a corrective measure to explain the failure, a two-component approach, was introduced by A. Giovannini et al [15]. The details are included in our earlier publication [1] on the Shifted Gompertz distribution.

To better explain the data at high energies, a superposition of two shifted Gompertz distributions, which are interpreted as soft and hard components, is used. The Multiplicity distribution is produced by adding weighted superposition of multiplicity in soft events and multiplicity distribution in semi-hard events. This approach combines merely two classes of events in an event and not two different particle-production mechanisms. Therefore, no interference terms are needed to be introduced. The final distribution is the superposition of the two independent distributions. We call it modified shifted Gompertz distribution.

$$P(n) = \alpha P_{soft}^{shGomp}(n) + (1 - \alpha) P_{semi-hard}^{shGomp}(n) \quad (11)$$

Adopting this approach for the multiplicity distributions in e^+e^- , pp and $p\bar{p}$ collisions at high energies, the data at different energies are fitted with the distribution which involves five parameters as given below;

$$P_n(\alpha : b_1, \beta_1; b_2, \beta_2) = \alpha P_n(soft) + (1 - \alpha) P_n(semi-hard) \quad (12)$$

where α is the fraction of soft events, (b_1, β_1) and (b_2, β_2) are respectively the scale and shape parameters of the two distributions.

3. Analysis and Results

Calculations of the normalized moments and the normalized factorial moments are presented by using the data from different experiments and following three collision types;

- i) e^+e^- annihilations at different collision energies, from 91 GeV up to the highest energy of 206.2 GeV at LEP2, from two experiments L3 [16] and OPAL [17, 18, 19, 20] are analysed.
- ii) pp collisions at LHC energies from 900 GeV, 2360 GeV and 7000 GeV [21] are analysed in five restricted rapidity windows, $|y|= 0.5, 1.0, 1.5, 2.0$ and 2.4 .
- iii) $p\bar{p}$ collisions at energies from 200 GeV, 540 GeV and 900 GeV [7, 8] are analysed in full phase space as well as in restricted rapidity windows, $|y|= 0.5, 1.5, 3.0$ and 5.0 .

The PDF defined by equation (1) is used to fit the experimental data using the shifted Gompertz function and the modified (two-component) function. Results from these fits to the above mentioned data were published in our earlier work [1]. To avoid repetition, the details are not given here. It was shown that the data are very well explained by the modified shifted Gompertz distribution. In the present analysis we calculate the normalized moments and the normalized factorial moments defined in equations (2-8).

Figures 1-2 show the normalized moments (C_q) and the normalized factorial moments (F_q) calculated from the data of two experiments at LEP, at different energies for e^+e^- collisions and also from the fitted shifted Gompertz and modified shifted Gompertz distributions. The values of the moments are documented in Table 1.

Figures 3-6 show the normalized moments (C_q) and the normalized factorial moments (F_q) calculated from the data, from the shifted Gompertz distribution and the modified shifted Gompertz distribution, equation (6) fitted to the $p\bar{p}$ data at energies from 200, 540 and 900 GeV, in four rapidity bins. The values of the moments are documented in Table 2.

Figures 7-10 show the normalized moments (C_q) and the normalized factorial

moments (F_q) calculated from the data and also from the fit of shifted Gompertz distribution and the modified shifted Gompertz distribution, equation (6) fitted to the pp data at energies from 900, 2360 and 7000 GeV in five rapidity bins. The values of the moments are documented in Table 3.

In the figures 1-10, described above, are only for the modified shifted Gompertz distributions. To avoid repetition and cluttering of figures, the figures for shifted Gompertz distributions are not included.

The predictions for normalized moments and factorial moments are also made for e^+e^- collisions at 500 GeV at a future Collider. By using the modified Gompertz distribution, the prediction for probability distribution is made, as shown in figure 11. Using this predicted distribution, calculated by have 1σ confidence interval band, moments have been calculated, as given in table 4.

It is observed that in case of $p\bar{p}$ and pp interactions, values of moments calculated, C_2, C_3 and F_2, F_3 remain roughly constant with energy while higher moments C_4, C_5, F_4, F_5 show an increase with increasing energy. The increase becomes more evident for larger rapidity windows. This leads to the depiction of violation of KNO scaling at high energies. Same conclusions have been reported in the reference [21] for pp collisions at the LHC. However for the e^+e^- collisions, the moments are roughly independent of energy. This is expected as the collision energy is low, nearly at the onset of energy range, which marks the start of KNO scaling violation.

4. Uncertainties on Moments

Given a distribution $P(n)$ which is normalized to 1 with an uncertainty ϵ_n , and assuming that the errors on the individual bins are uncorrelated, their errors can be calculated by using the method described in [22], using the partial derivatives:

$$\frac{\partial C_q}{\partial P_n} = \frac{n^q \langle n \rangle - \langle n^q \rangle q n}{\langle n \rangle^{q+1}} \quad (13)$$

$$\frac{\partial F_q}{\partial P_n} = \frac{n(n-1)\dots(n-q+1)\langle n \rangle - \langle n(n-1)\dots(n-q+1) \rangle qn}{\langle n \rangle^{q+1}} \quad (14)$$

The total is then

$$E_q^2 = \sum_n \left(\frac{\partial X_q}{\partial P_n} \epsilon_n \right)^2 \quad (15)$$

where X_q is C_q or F_q

5. Conclusion

An analysis of moments of multiplicity distributions described within a newly proposed statistical distribution, the shifted Gompertz distribution and its modified form has been done. We had proposed and shown that the use of this statistical distribution for studying the multiplicity distributions in high energy collisions; shifted Gompertz distribution function often used in model of adoption of innovations, describes the multiplicity data in e^+e^- , $p\bar{p}$ and pp collisions at high energies very well.

A good agreement between the normalized moments as well as normalized factorial moments obtained from the shifted Gompertz distribution with the experimental values, serves as a good test of the validity of the proposed distribution. The results have reproduced the violation of KNO scaling as observed for higher moments in the measured data. The information dissemination from such an analysis is often used to study the patterns and correlations in the multi-particle final state of high-energy collisions in the presence of statistical fluctuations. The predictions for normalized moments and factorial moments are also made for e^+e^- collisions at 500 GeV at a future Collider.

6. Data Availability

All the data used in the paper can be obtained from the references quoted or from the authors.

References

- [1] Ridhi Chawla and M. Kaur. Advances in High Energy Physics, 5129341 (2018)
- [2] A.C. Bemmaor. In G. Laurent, G.L. Lilien, B. Pras, Editors, Research Traditions in Marketing, 201 (1994).
- [3] Dragan Jukić, Darija Marković, Eur. J. of Pure and Appl. Math. 10, 157 (2017).
- [4] F. Jiménez, P. Jodrá, Commun. Stat. Theory Methods, 38, 75 (2009).
- [5] F. Jiménez Torres, J. Comput. Appl. Math. 255, 867 (2014).
- [6] Z. Koba, H. B. Nielsen, and P. Olesen, Nucl. Phys. B40, 317 (1972).
- [7] R.E. Ansorge, B. Asman et al., Z. Phys. C43, 357 (1989).
- [8] G.J. Alner et al., Phys.Lett. B160, 193 (1985).
- [9] Ashutosh Kumar Pandey, Priyanka Sett, and Sadhana Dash, Phys. Rev. D96, 074006 (2017).
- [10] Michal Praszalowicz, Phys. Lett. B704, 566 (2011).
- [11] A. Capella, I.M. Dremin, V.A. Nechitailo, J. Tran Thanh Van, Z. Phys. C75, 89 (1997).
- [12] Naomichi Suzuki, Minoru Biyajima and Noriaki Nakajima, Phys. Rev. D54, 3653 (1996).
- [13] E. Fermi, Prog. Theor. Phys. 5, 570 (1950).
- [14] Cheuk-Yin Wong, Phys. Rev. C78, 054902 (2008).
- [15] A. Giovannini and R. Ugoccioni, Int. J. Mod. Phys. A20, 3897 (2000); Proceedings of Int. Symp. on Multiparticle Dynamics, Italy., Sept. 8-12, (1997).
- [16] P. Achard et al., Phys. Rep. 399, 71 (2004).
- [17] P.D. Acton et al., Z.Phys. C53, 539 (1992).
- [18] G. Alexander et al., Z. Phys. C72, 191 (1996).
- [19] K. Ackerstaff et al., Z. Phys. C75, 193 (1997).
- [20] G. Abbiendi et al., Eur. Phys. J. C16, 185 (2000); Eur. Phys. J. C17, 19 (2000).

- [21] V. Khachatryan, A. M. Sirunyan et al., CMS Collaboration, J. High Energy Phys. JHEP01, 79 (2011).
- [22] Jan Fiete Grosse-Oetringhaus and Klaus Reygers, J. Phys. G. Nuc. Part.Phys. 37, 083001 (2010).

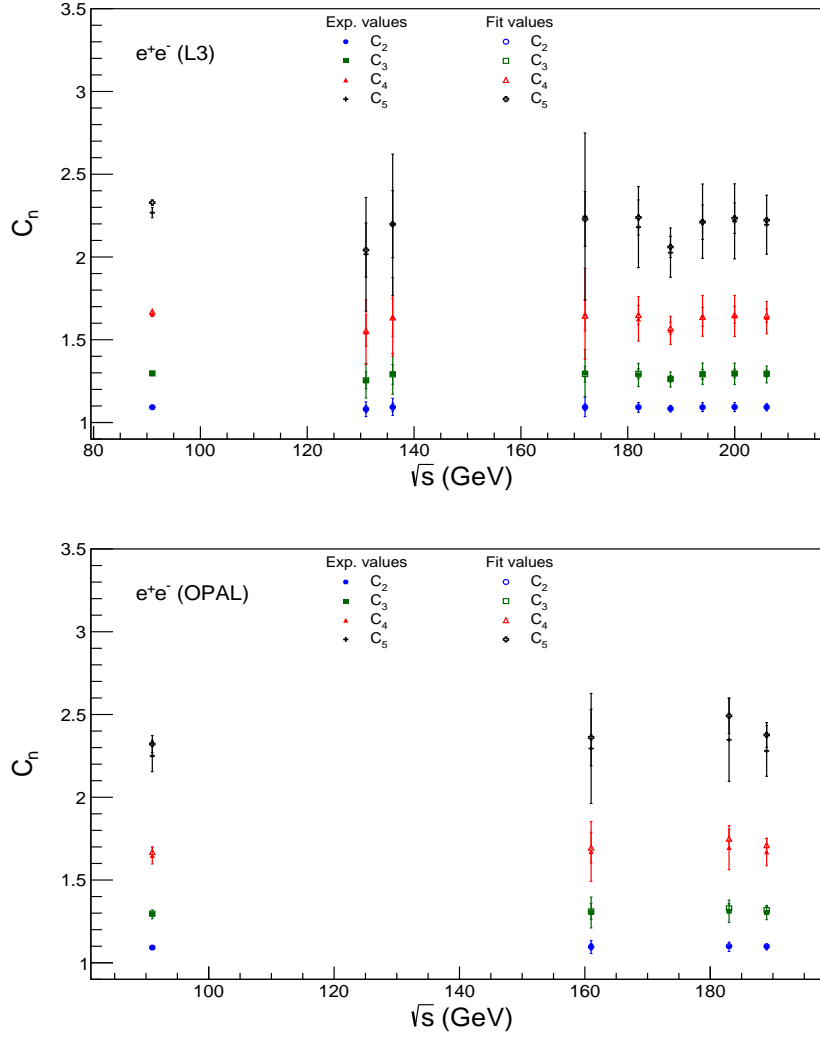


Figure 1: Normalized moments of modified shifted Gompertz distribution for the e^+e^- collisions recorded by the L3 and OPAL experiments at different energies.

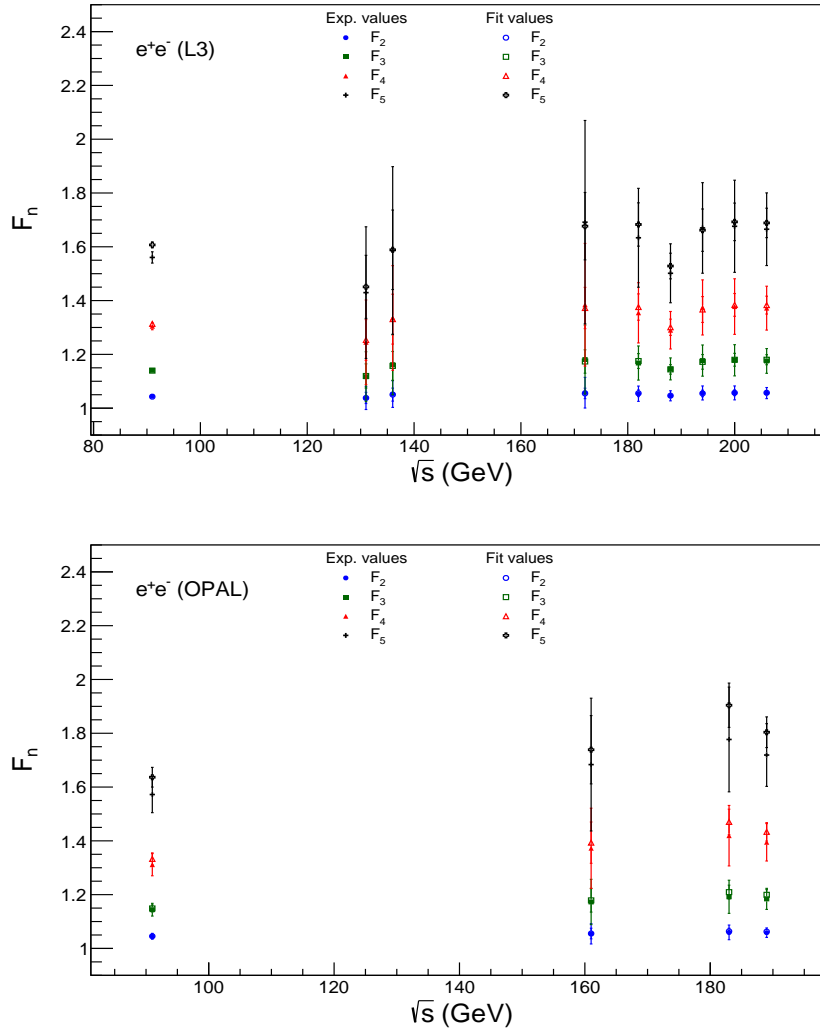


Figure 2: Normalized factorial moments of modified shifted Gompertz distribution for the e^+e^- collisions recorded by the L3 and OPAL experiments at different energies.

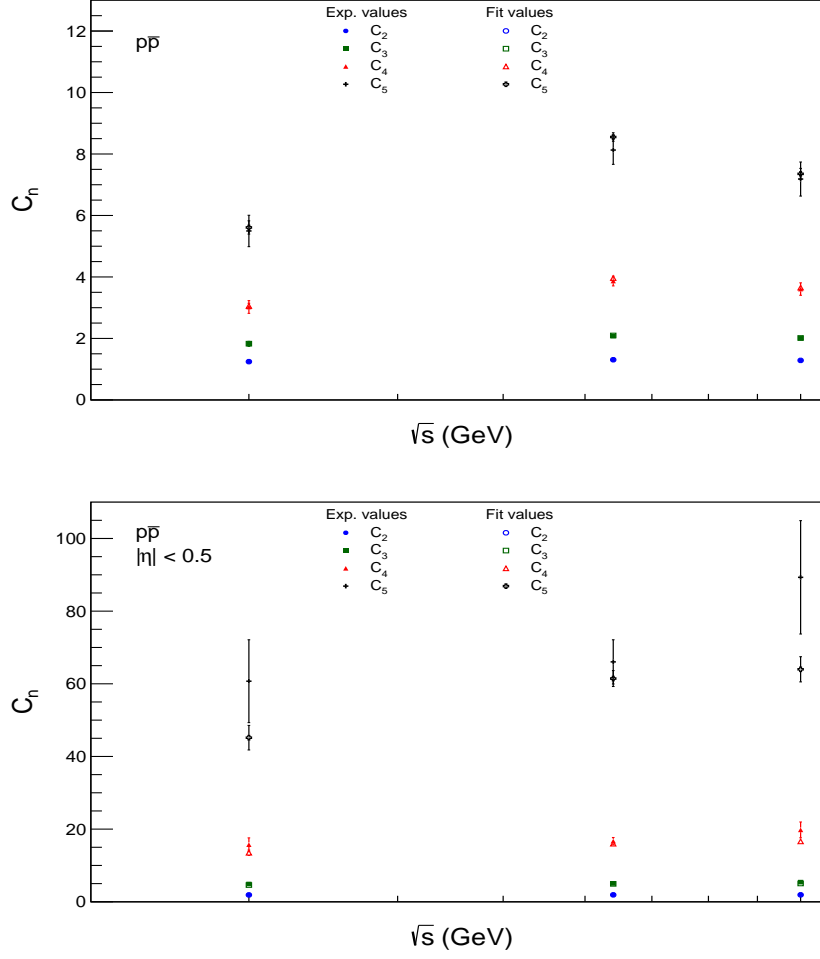


Figure 3: Normalized factorial moments of modified shifted Gompertz distribution for the $p\bar{p}$ collisions recorded by the UA5 experiment at different energies and in different rapidity bins.

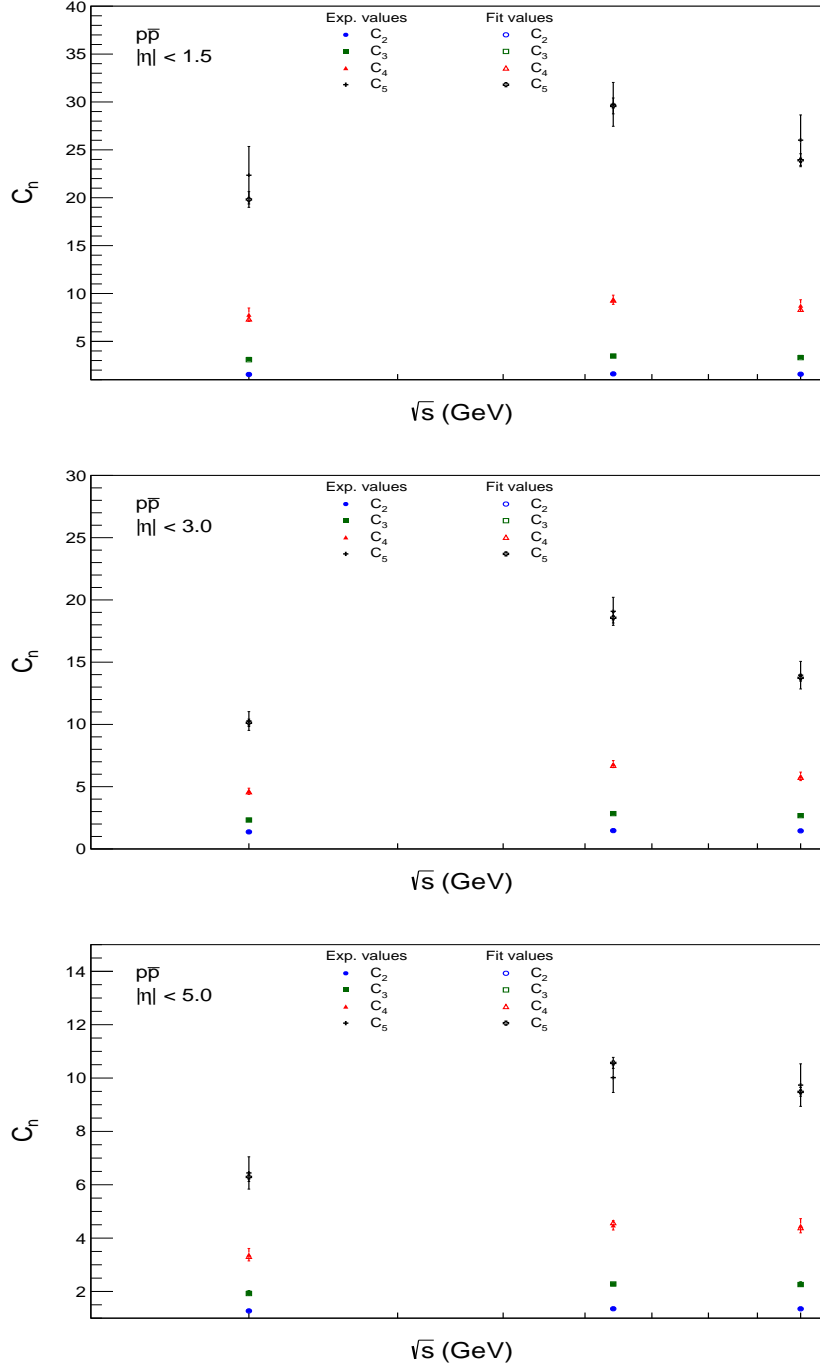


Figure 4: Normalized factorial moments of modified shifted Gompertz distribution for the $p\bar{p}$ collisions recorded by the UA5 experiment at different energies and in different rapidity bins.

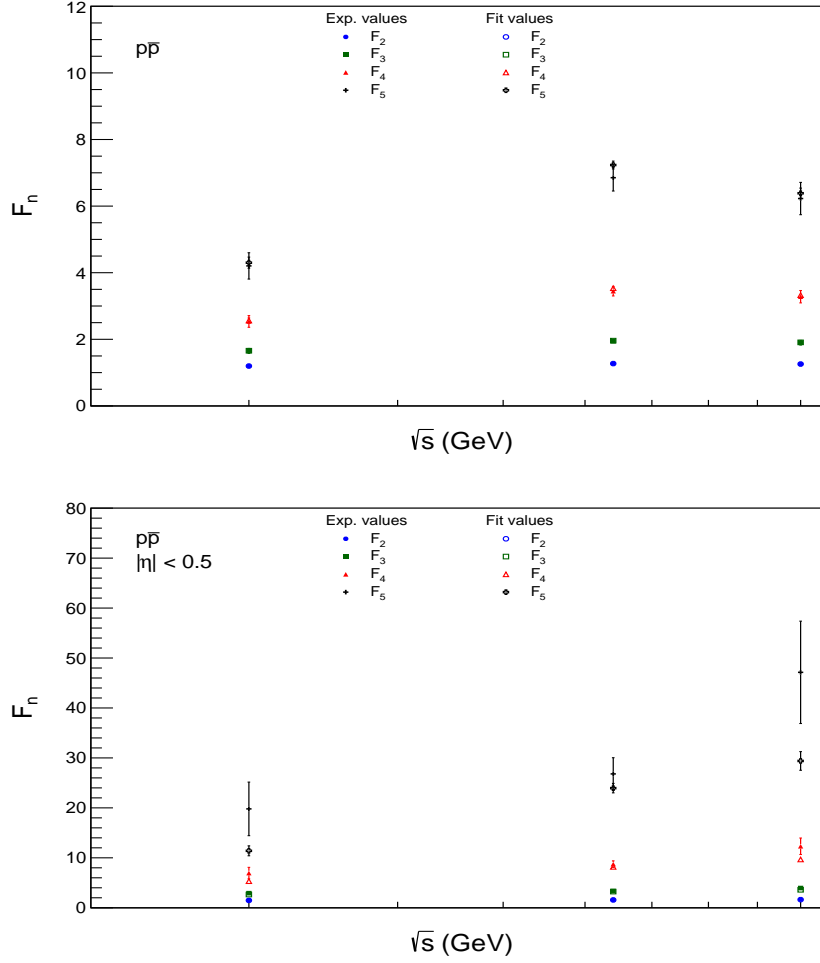


Figure 5: Normalized factorial moments of modified shifted Gompertz distribution for the $p\bar{p}$ collisions recorded by the $UA5$ experiment at different energies and in different rapidity bins.

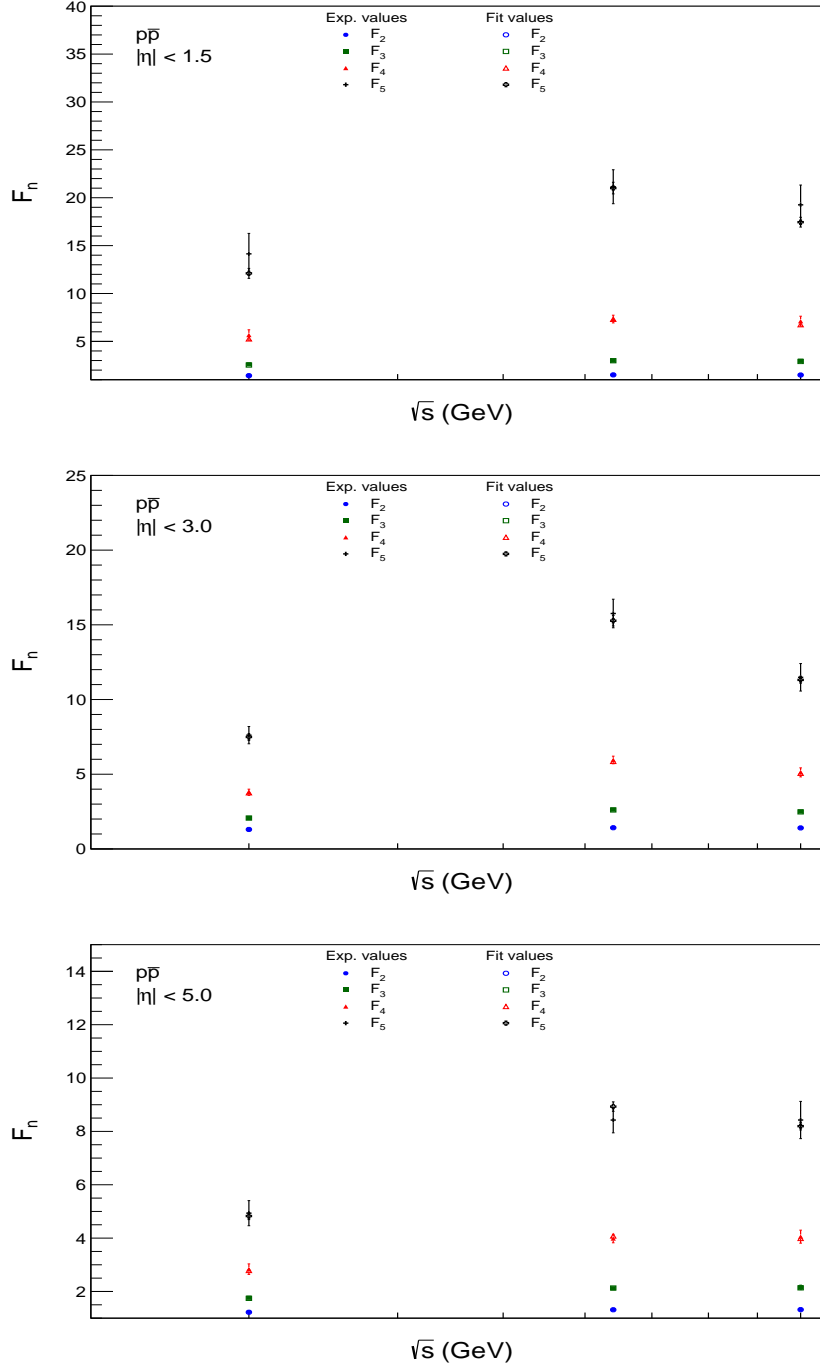


Figure 6: Normalized factorial moments of modified shifted Gompertz distribution for the $p\bar{p}$ collisions recorded by the UA5 experiment at different energies and in different rapidity bins.

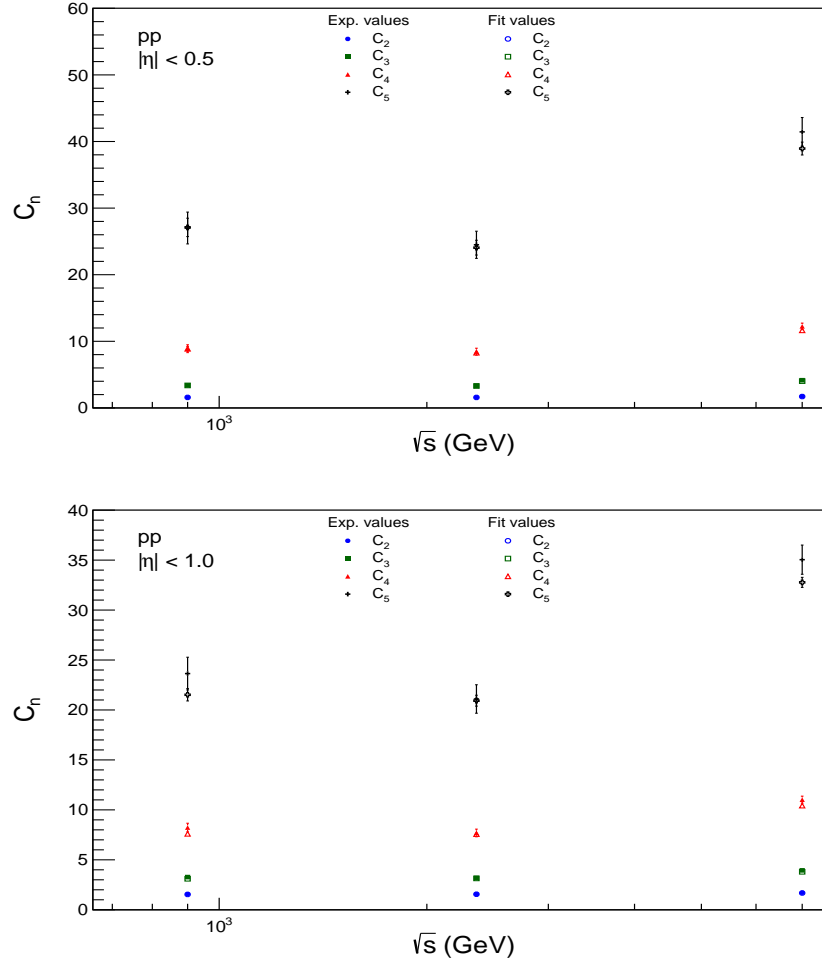


Figure 7: Normalized moments of modified shifted Gompertz distribution for the pp collisions recorded by the CMS experiment at different energies and in different rapidity bins.

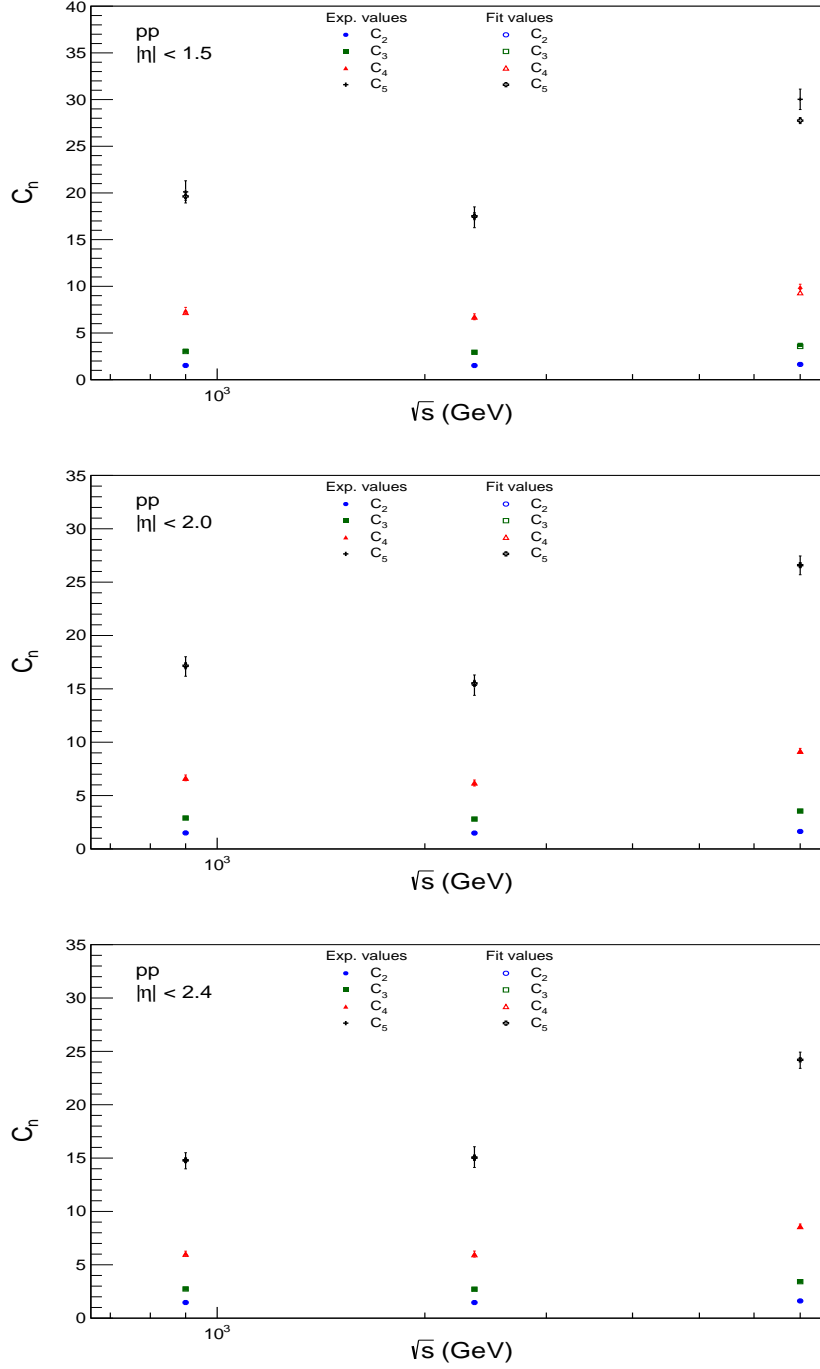


Figure 8: Normalized moments of modified shifted Gompertz distribution for the pp collisions recorded by the CMS experiment at different energies and in different rapidity bins.

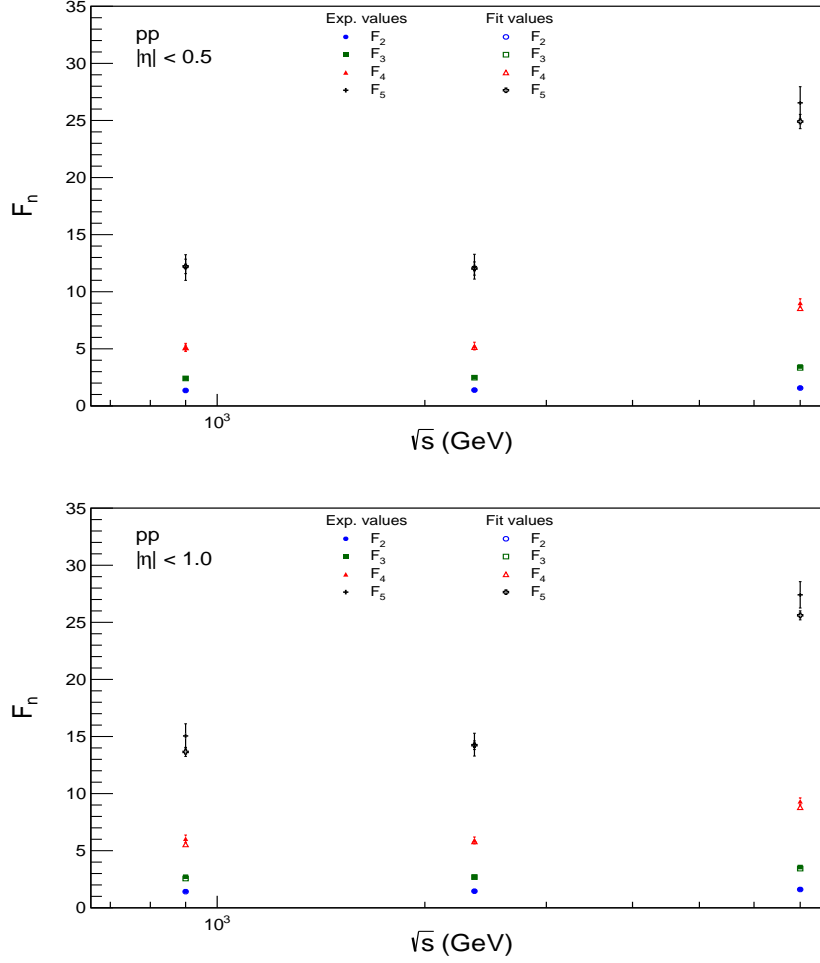


Figure 9: Normalized factorial moments of modified shifted Gompertz distribution for the pp collisions recorded by the CMS experiment at different energies and in different rapidity bins.

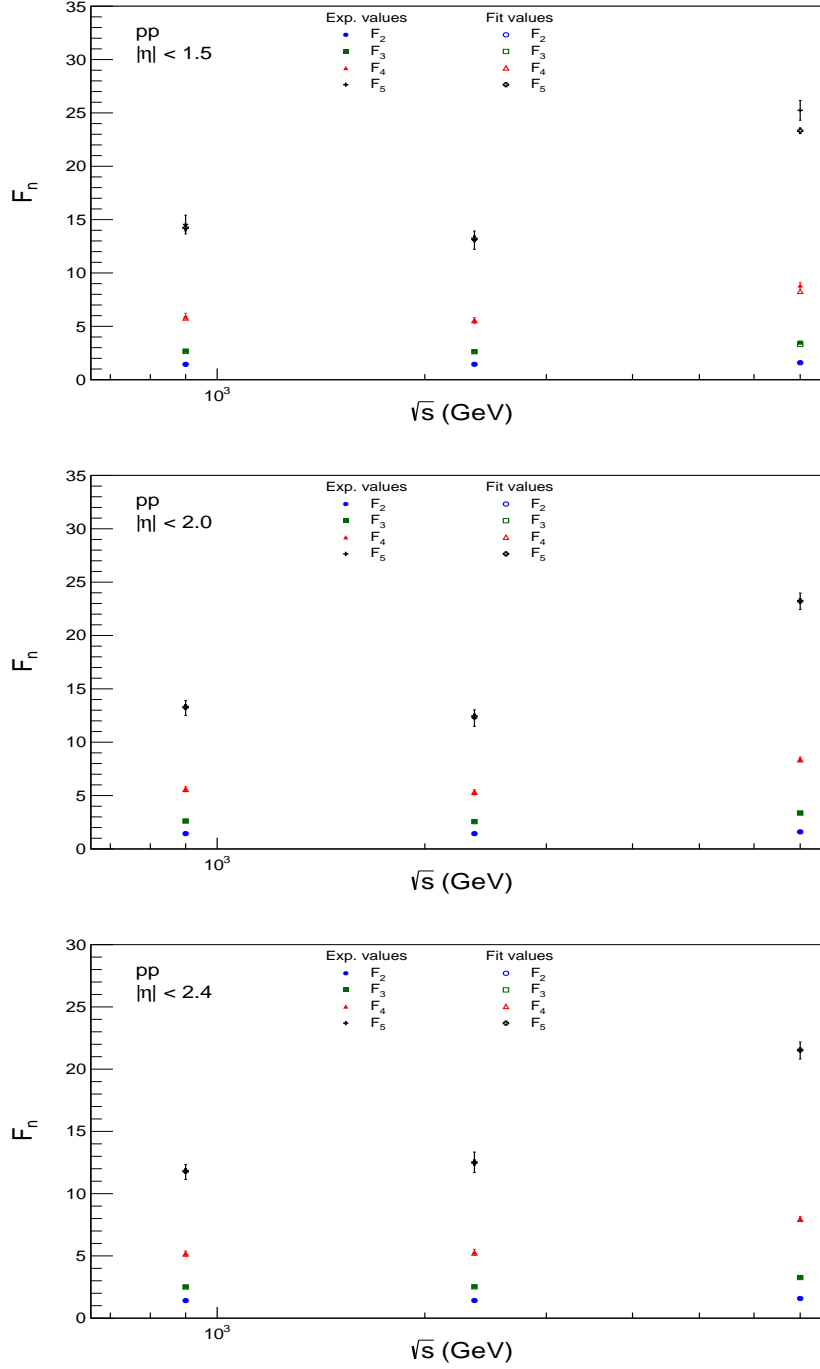


Figure 10: Normalized factorial moments of modified shifted Gompertz distribution for the pp collisions recorded by the CMS experiment at different energies and in different rapidity bins.

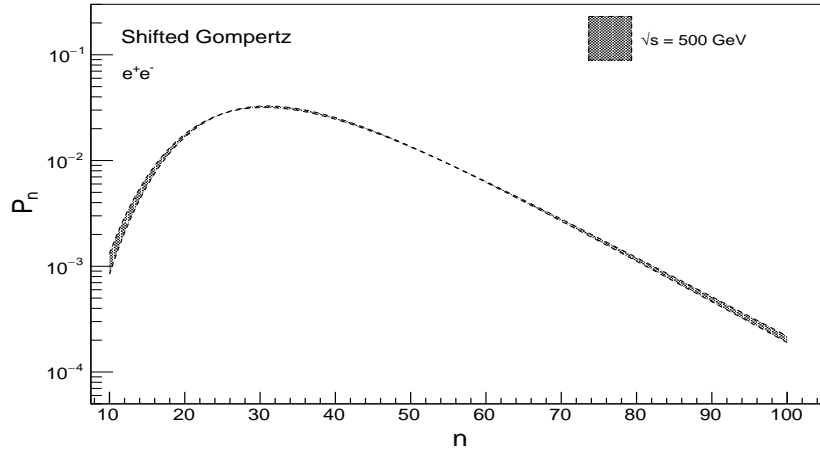


Figure 11: Probability distribution predicted from shifted Gompertz distribution, in 1σ confidence interval band, for the e^+e^- collisions at 500 GeV.

	Energy (GeV) (e^+e^-)	< n >	Normalised moments (Experiment)				Factorial moments (Experiment)			
			C ₂	C ₃	C ₄	C ₅	F ₂	F ₃	F ₄	F ₅
L3	91	20.464 ± 0.076	1.093 ± 0.004	1.296 ± 0.008	1.656 ± 0.016	2.268 ± 0.030	1.044 ± 0.003	1.141 ± 0.007	1.304 ± 0.013	1.560 ± 0.021
	131	23.301 ± 1.002	1.080 ± 0.044	1.252 ± 0.104	1.546 ± 0.195	2.016 ± 0.343	1.038 ± 0.043	1.117 ± 0.093	1.245 ± 0.157	1.430 ± 0.245
	136	24.012 ± 1.116	1.094 ± 0.051	1.295 ± 0.124	1.638 ± 0.237	2.194 ± 0.428	1.052 ± 0.050	1.162 ± 0.111	1.335 ± 0.195	1.586 ± 0.312
	172	27.031 ± 1.821	1.095 ± 0.059	1.299 ± 0.142	1.657 ± 0.275	2.245 ± 0.504	1.058 ± 0.057	1.181 ± 0.128	1.384 ± 0.228	1.692 ± 0.378
	182	26.795 ± 0.863	1.091 ± 0.030	1.287 ± 0.070	1.626 ± 0.135	2.180 ± 0.245	1.054 ± 0.028	1.168 ± 0.063	1.355 ± 0.112	1.633 ± 0.184
	188	26.653 ± 0.609	1.084 ± 0.020	1.260 ± 0.045	1.557 ± 0.085	2.026 ± 0.149	1.046 ± 0.019	1.141 ± 0.041	1.290 ± 0.070	1.502 ± 0.110
	194	27.178 ± 0.847	1.093 ± 0.027	1.295 ± 0.064	1.644 ± 0.123	2.216 ± 0.224	1.057 ± 0.026	1.177 ± 0.058	1.375 ± 0.102	1.670 ± 0.168
	200	27.575 ± 0.852	1.093 ± 0.027	1.294 ± 0.064	1.644 ± 0.124	2.215 ± 0.227	1.057 ± 0.026	1.178 ± 0.058	1.378 ± 0.103	1.676 ± 0.171
OPAL	206	27.917 ± 0.720	1.092 ± 0.021	1.290 ± 0.051	1.634 ± 0.098	2.195 ± 0.178	1.056 ± 0.021	1.176 ± 0.046	1.372 ± 0.082	1.665 ± 0.135
	91	21.394 ± 0.219	1.092 ± 0.011	1.293 ± 0.027	1.648 ± 0.051	2.249 ± 0.095	1.045 ± 0.011	1.144 ± 0.024	1.311 ± 0.041	1.572 ± 0.067
	161	24.463 ± 0.859	1.095 ± 0.039	1.304 ± 0.093	1.673 ± 0.180	2.295 ± 0.333	1.054 ± 0.038	1.173 ± 0.084	1.373 ± 0.149	1.684 ± 0.247
	183	26.856 ± 0.754	1.097 ± 0.028	1.312 ± 0.068	1.696 ± 0.133	2.348 ± 0.252	1.060 ± 0.027	1.192 ± 0.062	1.419 ± 0.112	1.777 ± 0.195
	189	26.886 ± 0.505	1.096 ± 0.018	1.304 ± 0.043	1.669 ± 0.083	2.280 ± 0.153	1.059 ± 0.018	1.184 ± 0.039	1.395 ± 0.070	1.719 ± 0.117
	Energy (GeV) (e^+e^-)	< n >	Normalised moments (shifted Gompertz Function Fit)				Factorial moments (shifted Gompertz Function Fit)			
			C ₂	C ₃	C ₄	C ₅	F ₂	F ₃	F ₄	F ₅
L3	91	20.467 ± 0.029	1.084 ± 0.002	1.278 ± 0.004	1.643 ± 0.008	2.307 ± 0.015	1.035 ± 0.002	1.124 ± 0.004	1.296 ± 0.006	1.604 ± 0.010
	131	23.101 ± 0.325	1.084 ± 0.017	1.268 ± 0.039	1.591 ± 0.074	2.126 ± 0.131	1.041 ± 0.016	1.131 ± 0.035	1.284 ± 0.060	1.515 ± 0.094
	136	23.530 ± 0.348	1.096 ± 0.018	1.308 ± 0.043	1.684 ± 0.083	2.317 ± 0.152	1.054 ± 0.017	1.172 ± 0.039	1.372 ± 0.068	1.680 ± 0.111
	172	26.706 ± 0.359	1.097 ± 0.016	1.309 ± 0.038	1.686 ± 0.073	2.317 ± 0.134	1.059 ± 0.015	1.189 ± 0.035	1.408 ± 0.062	1.747 ± 0.102
	182	26.779 ± 0.259	1.096 ± 0.010	1.307 ± 0.025	1.679 ± 0.048	2.303 ± 0.089	1.059 ± 0.010	1.187 ± 0.023	1.403 ± 0.040	1.737 ± 0.067
	188	26.624 ± 0.172	1.088 ± 0.007	1.276 ± 0.016	1.599 ± 0.030	2.121 ± 0.053	1.050 ± 0.006	1.156 ± 0.014	1.328 ± 0.025	1.581 ± 0.040
	194	27.007 ± 0.232	1.095 ± 0.009	1.305 ± 0.022	1.674 ± 0.043	2.288 ± 0.078	1.058 ± 0.009	1.186 ± 0.020	1.400 ± 0.036	1.729 ± 0.060
	200	27.599 ± 0.251	1.095 ± 0.009	1.300 ± 0.022	1.660 ± 0.043	2.253 ± 0.078	1.058 ± 0.009	1.184 ± 0.020	1.392 ± 0.036	1.709 ± 0.060
OPAL	206	27.940 ± 0.209	1.093 ± 0.007	1.295 ± 0.018	1.646 ± 0.034	2.222 ± 0.062	1.057 ± 0.007	1.180 ± 0.016	1.383 ± 0.029	1.688 ± 0.047
	91	21.547 ± 0.086	1.093 ± 0.005	1.306 ± 0.012	1.706 ± 0.023	2.425 ± 0.043	1.046 ± 0.005	1.159 ± 0.010	1.368 ± 0.018	1.726 ± 0.031
	161	24.322 ± 0.325	1.099 ± 0.017	1.325 ± 0.040	1.742 ± 0.078	2.479 ± 0.148	1.058 ± 0.016	1.193 ± 0.036	1.436 ± 0.065	1.838 ± 0.110
	183	26.980 ± 0.244	1.102 ± 0.011	1.333 ± 0.026	1.761 ± 0.051	2.517 ± 0.097	1.065 ± 0.010	1.213 ± 0.023	1.481 ± 0.043	1.926 ± 0.075
	189	27.176 ± 0.164	1.103 ± 0.007	1.334 ± 0.017	1.750 ± 0.033	2.466 ± 0.062	1.066 ± 0.007	1.214 ± 0.016	1.471 ± 0.028	1.883 ± 0.048
	Energy (GeV) (e^+e^-)	< n >	Normalised moments (Modified shifted Gompertz Function Fit)				Factorial moments (Modified shifted Gompertz Function Fit)			
			C ₂	C ₃	C ₄	C ₅	F ₂	F ₃	F ₄	F ₅
L3	91	20.209 ± 0.031	1.092 ± 0.002	1.297 ± 0.005	1.670 ± 0.009	2.329 ± 0.016	1.043 ± 0.002	1.139 ± 0.004	1.313 ± 0.007	1.607 ± 0.011
	131	23.293 ± 0.427	1.081 ± 0.022	1.255 ± 0.050	1.555 ± 0.093	2.042 ± 0.164	1.038 ± 0.021	1.120 ± 0.045	1.253 ± 0.076	1.451 ± 0.117
	136	23.867 ± 0.499	1.092 ± 0.025	1.291 ± 0.059	1.635 ± 0.113	2.198 ± 0.203	1.050 ± 0.024	1.157 ± 0.054	1.331 ± 0.093	1.589 ± 0.148
	172	26.852 ± 0.458	1.092 ± 0.020	1.293 ± 0.048	1.645 ± 0.091	2.229 ± 0.165	1.055 ± 0.019	1.174 ± 0.044	1.372 ± 0.077	1.677 ± 0.125
	182	26.771 ± 0.317	1.093 ± 0.013	1.295 ± 0.030	1.650 ± 0.058	2.239 ± 0.106	1.055 ± 0.012	1.175 ± 0.028	1.376 ± 0.049	1.683 ± 0.081
	188	26.509 ± 0.212	1.084 ± 0.008	1.264 ± 0.020	1.570 ± 0.036	2.061 ± 0.064	1.047 ± 0.008	1.144 ± 0.018	1.301 ± 0.030	1.528 ± 0.048
	194	26.943 ± 0.316	1.092 ± 0.013	1.291 ± 0.030	1.638 ± 0.057	2.210 ± 0.104	1.055 ± 0.012	1.172 ± 0.027	1.367 ± 0.048	1.662 ± 0.079
	200	27.548 ± 0.306	1.093 ± 0.011	1.296 ± 0.026	1.651 ± 0.050	2.235 ± 0.092	1.057 ± 0.011	1.180 ± 0.024	1.384 ± 0.042	1.693 ± 0.070
OPAL	206	27.928 ± 0.259	1.093 ± 0.009	1.295 ± 0.021	1.646 ± 0.040	2.223 ± 0.072	1.057 ± 0.008	1.180 ± 0.019	1.383 ± 0.033	1.689 ± 0.055
	91	21.461 ± 0.107	1.092 ± 0.006	1.297 ± 0.015	1.670 ± 0.028	2.322 ± 0.051	1.045 ± 0.006	1.149 ± 0.013	1.333 ± 0.022	1.637 ± 0.037
	161	24.378 ± 0.396	1.096 ± 0.020	1.310 ± 0.048	1.696 ± 0.093	2.361 ± 0.171	1.055 ± 0.020	1.179 ± 0.044	1.393 ± 0.077	1.739 ± 0.127
	183	26.957 ± 0.272	1.101 ± 0.012	1.329 ± 0.028	1.750 ± 0.056	2.492 ± 0.107	1.064 ± 0.011	1.209 ± 0.026	1.470 ± 0.047	1.904 ± 0.082
	189	27.007 ± 0.202	1.100 ± 0.009	1.319 ± 0.021	1.710 ± 0.040	2.377 ± 0.075	1.063 ± 0.009	1.199 ± 0.019	1.434 ± 0.034	1.804 ± 0.057

Table 1: Moments of Experimental, shifted Gompertz and Modified shifted Gompertz distributions for e^+e^- collisions

Energy (GeV) ($p\bar{p}$)	$ \eta $	$\langle n \rangle$	Normalised moments (Experiment)				Factorial moments (Experiment)			
			C_2	C_3	C_4	C_5	F_2	F_3	F_4	F_5
200	0.5	2.501 ± 0.074	1.911 ± 0.053	4.895 ± 0.322	15.711 ± 1.876	60.718 ± 11.403	1.511 ± 0.046	2.923 ± 0.238	6.945 ± 1.147	19.796 ± 5.362
	1.5	7.940 ± 0.206	1.556 ± 0.037	3.159 ± 0.167	7.792 ± 0.695	22.349 ± 3.004	1.430 ± 0.035	2.603 ± 0.144	5.664 ± 0.548	14.140 ± 2.136
	3	15.540 ± 0.294	1.368 ± 0.024	2.329 ± 0.082	4.630 ± 0.249	10.275 ± 0.754	1.304 ± 0.024	2.073 ± 0.075	3.791 ± 0.209	7.615 ± 0.577
	5	20.285 ± 0.479	1.278 ± 0.028	1.948 ± 0.087	3.379 ± 0.233	6.442 ± 0.605	1.229 ± 0.027	1.764 ± 0.080	2.836 ± 0.198	4.935 ± 0.470
	Full	21.175 ± 0.500	1.244 ± 0.028	1.823 ± 0.082	3.023 ± 0.207	5.496 ± 0.510	1.197 ± 0.027	1.651 ± 0.075	2.536 ± 0.176	4.204 ± 0.395
540	0.5	3.004 ± 0.047	1.915 ± 0.029	5.037 ± 0.175	16.684 ± 1.004	66.035 ± 6.085	1.582 ± 0.026	3.347 ± 0.134	8.737 ± 0.654	26.799 ± 3.240
	1.5	9.471 ± 0.137	1.610 ± 0.022	3.480 ± 0.107	9.345 ± 0.482	29.750 ± 2.289	1.504 ± 0.021	2.992 ± 0.096	7.331 ± 0.403	21.149 ± 1.773
	3	18.968 ± 0.252	1.474 ± 0.017	2.857 ± 0.073	6.815 ± 0.284	19.083 ± 1.127	1.422 ± 0.017	2.630 ± 0.068	5.955 ± 0.254	15.758 ± 0.956
	5	26.330 ± 0.342	1.353 ± 0.016	2.271 ± 0.056	4.480 ± 0.176	10.016 ± 0.556	1.315 ± 0.015	2.120 ± 0.053	3.984 ± 0.159	8.425 ± 0.479
	Full	28.375 ± 0.374	1.305 ± 0.016	2.079 ± 0.054	3.868 ± 0.159	8.128 ± 0.465	1.269 ± 0.016	1.943 ± 0.051	3.446 ± 0.143	6.853 ± 0.400
900	0.5	3.614 ± 0.087	1.940 ± 0.046	5.410 ± 0.318	19.789 ± 2.173	89.311 ± 15.604	1.664 ± 0.042	3.952 ± 0.269	12.314 ± 1.648	47.134 ± 10.245
	1.5	11.503 ± 0.247	1.582 ± 0.031	3.368 ± 0.144	8.736 ± 0.614	26.012 ± 2.634	1.496 ± 0.029	2.970 ± 0.131	7.107 ± 0.522	19.258 ± 2.066
	3	21.925 ± 0.428	1.456 ± 0.027	2.695 ± 0.103	5.828 ± 0.341	13.956 ± 1.108	1.410 ± 0.026	2.500 ± 0.096	5.124 ± 0.303	11.487 ± 0.920
	5	32.263 ± 0.642	1.354 ± 0.025	2.278 ± 0.088	4.464 ± 0.266	9.736 ± 0.797	1.323 ± 0.025	2.154 ± 0.083	4.054 ± 0.244	8.427 ± 0.698
	Full	35.632 ± 0.686	1.284 ± 0.023	2.003 ± 0.073	3.606 ± 0.203	7.185 ± 0.554	1.256 ± 0.022	1.897 ± 0.069	3.279 ± 0.186	6.227 ± 0.485
Energy (GeV) ($p\bar{p}$)	$ \eta $	$\langle n \rangle$	Normalised moments (shifted Gompertz Function Fit)				Factorial moments (shifted Gompertz Function Fit)			
			C_2	C_3	C_4	C_5	F_2	F_3	F_4	F_5
200	0.5	2.475 ± 0.029	1.912 ± 0.024	4.864 ± 0.122	15.015 ± 0.573	53.249 ± 2.762	1.508 ± 0.020	2.873 ± 0.078	6.261 ± 0.264	14.708 ± 0.873
	1.5	7.917 ± 0.055	1.536 ± 0.011	3.018 ± 0.045	7.021 ± 0.158	18.455 ± 0.560	1.410 ± 0.011	2.468 ± 0.037	4.992 ± 0.115	11.123 ± 0.349
	3	15.173 ± 0.061	1.381 ± 0.007	2.348 ± 0.022	4.626 ± 0.063	10.137 ± 0.181	1.315 ± 0.007	2.083 ± 0.020	3.762 ± 0.052	7.425 ± 0.134
	Full	20.152 ± 0.094	1.297 ± 0.006	2.014 ± 0.020	3.560 ± 0.053	6.915 ± 0.137	1.247 ± 0.006	1.826 ± 0.018	2.995 ± 0.045	5.314 ± 0.106
540	0.5	2.976 ± 0.016	1.917 ± 0.012	5.082 ± 0.064	17.035 ± 0.324	67.968 ± 1.738	1.581 ± 0.010	3.376 ± 0.045	8.940 ± 0.182	27.480 ± 0.756
	1.5	9.428 ± 0.044	1.599 ± 0.008	3.421 ± 0.035	9.095 ± 0.143	28.618 ± 0.611	1.493 ± 0.008	2.935 ± 0.031	7.109 ± 0.115	20.226 ± 0.444
	3	18.774 ± 0.076	1.448 ± 0.006	2.705 ± 0.023	6.155 ± 0.081	16.359 ± 0.293	1.394 ± 0.006	2.479 ± 0.021	5.335 ± 0.071	13.338 ± 0.243
	5	26.154 ± 0.093	1.345 ± 0.005	2.258 ± 0.017	4.523 ± 0.053	10.440 ± 0.166	1.307 ± 0.005	2.107 ± 0.016	4.026 ± 0.048	8.822 ± 0.141
	Full	28.112 ± 0.084	1.307 ± 0.004	2.099 ± 0.014	3.982 ± 0.040	8.625 ± 0.115	1.271 ± 0.004	1.962 ± 0.013	3.551 ± 0.036	7.299 ± 0.099
900	0.5	3.555 ± 0.028	1.894 ± 0.016	4.905 ± 0.087	15.756 ± 0.424	59.066 ± 2.159	1.613 ± 0.015	3.465 ± 0.065	8.991 ± 0.259	26.371 ± 1.043
	1.5	11.352 ± 0.054	1.557 ± 0.008	3.187 ± 0.032	7.850 ± 0.121	22.057 ± 0.460	1.469 ± 0.007	2.791 ± 0.029	6.294 ± 0.099	15.956 ± 0.342
	3	21.835 ± 0.075	1.441 ± 0.005	2.604 ± 0.019	5.486 ± 0.060	12.867 ± 0.189	1.395 ± 0.005	2.410 ± 0.018	4.803 ± 0.053	10.539 ± 0.156
	5	32.073 ± 0.101	1.324 ± 0.004	2.134 ± 0.014	3.980 ± 0.040	8.275 ± 0.111	1.293 ± 0.004	2.013 ± 0.013	3.595 ± 0.036	7.105 ± 0.096
	Full	35.567 ± 0.157	1.268 ± 0.006	1.935 ± 0.018	3.406 ± 0.048	6.680 ± 0.125	1.240 ± 0.006	1.830 ± 0.017	3.091 ± 0.043	5.774 ± 0.109
Energy (GeV) ($p\bar{p}$)	$ \eta $	$\langle n \rangle$	Normalised moments (Modified shifted Gompertz Function Fit)				Factorial moments (Modified shifted Gompertz Function Fit)			
			C_2	C_3	C_4	C_5	F_2	F_3	F_4	F_5
200	0.5	2.477 ± 0.041	1.881 ± 0.033	4.604 ± 0.166	13.493 ± 0.742	45.166 ± 3.376	1.478 ± 0.028	2.651 ± 0.104	5.320 ± 0.326	11.404 ± 0.993
	1.5	7.895 ± 0.071	1.547 ± 0.016	3.085 ± 0.063	7.340 ± 0.226	19.818 ± 0.819	1.420 ± 0.015	2.529 ± 0.053	5.257 ± 0.167	12.101 ± 0.520
	3	15.537 ± 0.107	1.367 ± 0.010	2.321 ± 0.034	4.593 ± 0.101	10.130 ± 0.300	1.302 ± 0.009	2.065 ± 0.030	3.758 ± 0.084	7.493 ± 0.226
	5	20.484 ± 0.134	1.270 ± 0.009	1.923 ± 0.026	3.317 ± 0.068	6.293 ± 0.172	1.221 ± 0.008	1.742 ± 0.024	2.786 ± 0.057	4.827 ± 0.134
	Full	21.124 ± 0.185	1.245 ± 0.012	1.830 ± 0.036	3.054 ± 0.089	5.610 ± 0.216	1.197 ± 0.012	1.657 ± 0.033	2.565 ± 0.075	4.301 ± 0.167
540	0.5	2.981 ± 0.022	1.901 ± 0.016	4.929 ± 0.085	15.986 ± 0.419	61.449 ± 2.190	1.566 ± 0.014	3.241 ± 0.059	8.192 ± 0.234	23.951 ± 0.945
	1.5	9.463 ± 0.055	1.606 ± 0.011	3.468 ± 0.047	9.313 ± 0.192	29.587 ± 0.828	1.501 ± 0.010	2.981 ± 0.041	7.305 ± 0.154	21.009 ± 0.607
	3	18.863 ± 0.092	1.470 ± 0.008	2.836 ± 0.031	6.714 ± 0.112	18.569 ± 0.421	1.417 ± 0.007	2.608 ± 0.028	5.857 ± 0.099	15.278 ± 0.353
	5	26.179 ± 0.113	1.352 ± 0.006	2.282 ± 0.022	4.582 ± 0.067	10.568 ± 0.207	1.314 ± 0.006	2.130 ± 0.021	4.080 ± 0.060	8.931 ± 0.177
	Full	28.144 ± 0.100	1.306 ± 0.005	2.096 ± 0.017	3.964 ± 0.048	8.553 ± 0.138	1.271 ± 0.005	1.959 ± 0.016	3.535 ± 0.043	7.234 ± 0.118
900	0.5	3.578 ± 0.038	1.907 ± 0.022	5.041 ± 0.120	16.619 ± 0.631	63.995 ± 3.464	1.627 ± 0.019	3.599 ± 0.093	9.671 ± 0.412	29.394 ± 1.868
	1.5	11.428 ± 0.071	1.575 ± 0.010	3.303 ± 0.044	8.345 ± 0.172	23.917 ± 0.675	1.487 ± 0.010	2.905 ± 0.039	6.740 ± 0.142	17.448 ± 0.511
	3	22.026 ± 0.098	1.449 ± 0.007	2.672 ± 0.026	5.755 ± 0.084	13.741 ± 0.266	1.404 ± 0.007	2.479 ± 0.024	5.060 ± 0.074	11.315 ± 0.221
	5	32.341 ± 0.129	1.350 ± 0.006	2.259 ± 0.019	4.393 ± 0.056	9.482 ± 0.163	1.319 ± 0.006	2.136 ± 0.018	3.988 ± 0.052	8.197 ± 0.142
	Full	35.734 ± 0.199	1.285 ± 0.008	2.015 ± 0.024	3.653 ± 0.066	7.354 ± 0.177	1.257 ± 0.008	1.908 ± 0.023	3.326 ± 0.060	6.386 ± 0.155

Table 2: Moments of Experimental, shifted Gompertz and Modified shifted Gompertz distributions for $p\bar{p}$ collisions

Energy (GeV) (pp)	$ \eta $	$< n >$	Normalised moments (Experiment)				Factorial moments (Experiment)			
			C_2	C_3	C_4	C_5	F_2	F_3	F_4	F_5
900	0.5	4.426 ± 0.084	1.582 ± 0.036	3.386 ± 0.152	8.893 ± 0.592	27.013 ± 2.387	1.356 ± 0.032	2.416 ± 0.113	5.122 ± 0.356	12.119 ± 1.125
	1.0	8.059 ± 0.121	1.570 ± 0.029	3.272 ± 0.117	8.229 ± 0.432	23.642 ± 1.636	1.446 ± 0.027	2.719 ± 0.099	6.047 ± 0.324	15.050 ± 1.064
	1.5	11.744 ± 0.151	1.538 ± 0.024	3.092 ± 0.094	7.413 ± 0.331	20.116 ± 1.188	1.453 ± 0.023	2.714 ± 0.083	5.952 ± 0.269	14.542 ± 0.874
	2.0	15.507 ± 0.183	1.504 ± 0.022	2.912 ± 0.080	6.659 ± 0.270	17.095 ± 0.914	1.440 ± 0.021	2.630 ± 0.073	5.599 ± 0.229	13.205 ± 0.714
2360	2.4	18.432 ± 0.211	1.474 ± 0.020	2.759 ± 0.073	6.042 ± 0.235	14.748 ± 0.755	1.420 ± 0.020	2.525 ± 0.067	5.190 ± 0.203	11.742 ± 0.607
	0.5	5.289 ± 0.095	1.585 ± 0.034	3.334 ± 0.138	8.443 ± 0.521	24.490 ± 2.041	1.396 ± 0.031	2.507 ± 0.107	5.243 ± 0.337	12.194 ± 1.086
	1.0	9.722 ± 0.144	1.565 ± 0.027	3.185 ± 0.106	7.689 ± 0.383	21.099 ± 1.426	1.463 ± 0.026	2.723 ± 0.092	5.900 ± 0.300	14.287 ± 0.998
	1.5	13.968 ± 0.196	1.523 ± 0.025	2.956 ± 0.093	6.738 ± 0.316	17.392 ± 1.114	1.451 ± 0.024	2.640 ± 0.084	5.552 ± 0.264	13.072 ± 0.858
7000	2.0	18.323 ± 0.251	1.490 ± 0.023	2.806 ± 0.085	6.177 ± 0.282	15.347 ± 0.955	1.435 ± 0.023	2.568 ± 0.079	5.306 ± 0.245	12.256 ± 0.776
	2.4	21.696 ± 0.298	1.471 ± 0.023	2.736 ± 0.084	6.008 ± 0.280	15.092 ± 0.973	1.425 ± 0.022	2.537 ± 0.078	5.285 ± 0.249	12.518 ± 0.823
	0.5	6.924 ± 0.077	1.732 ± 0.026	4.159 ± 0.114	12.245 ± 0.486	41.444 ± 2.156	1.588 ± 0.024	3.450 ± 0.097	9.020 ± 0.366	26.546 ± 1.413
	1.0	13.122 ± 0.118	1.705 ± 0.021	3.945 ± 0.088	11.020 ± 0.353	35.044 ± 1.461	1.629 ± 0.020	3.567 ± 0.081	9.323 ± 0.301	27.410 ± 1.154
	1.5	19.421 ± 0.154	1.669 ± 0.018	3.725 ± 0.073	9.946 ± 0.279	30.027 ± 1.094	1.617 ± 0.018	3.472 ± 0.069	8.843 ± 0.249	25.240 ± 0.926
	2.0	25.870 ± 0.188	1.640 ± 0.016	3.562 ± 0.064	9.187 ± 0.234	26.573 ± 0.879	1.601 ± 0.016	3.375 ± 0.061	8.388 ± 0.215	23.203 ± 0.771
	2.4	30.790 ± 0.213	1.616 ± 0.015	3.433 ± 0.059	8.613 ± 0.209	24.169 ± 0.760	1.584 ± 0.015	3.277 ± 0.056	7.963 ± 0.194	21.495 ± 0.678
Energy (GeV) (pp)	$ \eta $	$< n >$	Normalised moments (shifted Gompertz Function Fit)				Factorial moments (shifted Gompertz Function Fit)			
			C_2	C_3	C_4	C_5	F_2	F_3	F_4	F_5
900	0.5	4.433 ± 0.033	1.571 ± 0.017	3.348 ± 0.065	8.804 ± 0.245	26.927 ± 0.973	1.345 ± 0.015	2.387 ± 0.048	5.083 ± 0.146	12.190 ± 0.453
	1.0	8.099 ± 0.038	1.522 ± 0.010	3.056 ± 0.038	7.474 ± 0.132	21.215 ± 0.482	1.399 ± 0.010	2.522 ± 0.032	5.455 ± 0.097	13.480 ± 0.310
	1.5	11.768 ± 0.038	1.521 ± 0.007	3.019 ± 0.025	7.213 ± 0.086	19.783 ± 0.307	1.437 ± 0.007	2.645 ± 0.022	5.791 ± 0.070	14.371 ± 0.226
	2.0	15.536 ± 0.040	1.499 ± 0.005	2.887 ± 0.019	6.604 ± 0.062	17.122 ± 0.209	1.435 ± 0.005	2.606 ± 0.017	5.556 ± 0.052	13.271 ± 0.163
2360	2.4	18.445 ± 0.043	1.470 ± 0.004	2.737 ± 0.016	5.996 ± 0.049	14.790 ± 0.159	1.416 ± 0.004	2.504 ± 0.014	5.152 ± 0.043	11.810 ± 0.128
	0.5	5.275 ± 0.035	1.580 ± 0.015	3.318 ± 0.056	8.439 ± 0.206	24.846 ± 0.798	1.390 ± 0.013	2.491 ± 0.043	5.249 ± 0.132	12.514 ± 0.422
	1.0	9.608 ± 0.040	1.570 ± 0.009	3.206 ± 0.034	7.845 ± 0.119	22.148 ± 0.447	1.466 ± 0.008	2.738 ± 0.029	6.023 ± 0.093	15.112 ± 0.314
	1.5	13.762 ± 0.045	1.536 ± 0.007	3.013 ± 0.024	7.000 ± 0.082	18.718 ± 0.297	1.464 ± 0.006	2.688 ± 0.022	5.774 ± 0.069	14.100 ± 0.231
7000	2.0	17.994 ± 0.051	1.512 ± 0.005	2.884 ± 0.020	6.472 ± 0.065	16.550 ± 0.224	1.456 ± 0.005	2.639 ± 0.018	5.560 ± 0.056	13.253 ± 0.183
	2.4	21.374 ± 0.055	1.486 ± 0.005	2.795 ± 0.017	6.276 ± 0.058	16.423 ± 0.207	1.439 ± 0.005	2.591 ± 0.016	5.527 ± 0.052	13.694 ± 0.176
	0.5	7.178 ± 0.028	1.652 ± 0.010	3.749 ± 0.040	10.568 ± 0.158	34.861 ± 0.668	1.513 ± 0.009	3.098 ± 0.034	7.771 ± 0.118	22.472 ± 0.435
	1.0	13.744 ± 0.032	1.615 ± 0.006	3.488 ± 0.022	9.202 ± 0.082	28.179 ± 0.321	1.542 ± 0.006	3.146 ± 0.020	7.771 ± 0.070	22.099 ± 0.253
	1.5	20.066 ± 0.034	1.609 ± 0.004	3.426 ± 0.016	8.811 ± 0.056	26.028 ± 0.213	1.560 ± 0.004	3.191 ± 0.015	7.829 ± 0.050	21.925 ± 0.180
	2.0	25.909 ± 0.034	1.642 ± 0.003	3.559 ± 0.012	9.216 ± 0.045	27.029 ± 0.169	1.604 ± 0.003	3.371 ± 0.012	8.419 ± 0.041	23.653 ± 0.148
	2.4	30.658 ± 0.034	1.628 ± 0.003	3.471 ± 0.010	8.794 ± 0.037	25.165 ± 0.136	1.596 ± 0.003	3.313 ± 0.010	8.134 ± 0.034	22.423 ± 0.122
Energy (GeV) (pp)	$ \eta $	$< n >$	Normalised moments (Modified shifted Gompertz Function Fit)				Factorial moments (Modified shifted Gompertz Function Fit)			
			C_2	C_3	C_4	C_5	F_2	F_3	F_4	F_5
900	0.5	4.423 ± 0.046	1.579 ± 0.024	3.376 ± 0.094	8.878 ± 0.352	27.104 ± 1.379	1.353 ± 0.022	2.407 ± 0.069	5.117 ± 0.207	12.219 ± 0.634
	1.0	8.097 ± 0.048	1.534 ± 0.014	3.101 ± 0.049	7.601 ± 0.171	21.522 ± 0.618	1.411 ± 0.013	2.563 ± 0.042	5.549 ± 0.126	13.651 ± 0.395
	1.5	11.784 ± 0.051	1.521 ± 0.010	3.020 ± 0.035	7.199 ± 0.117	19.628 ± 0.410	1.436 ± 0.009	2.647 ± 0.031	5.778 ± 0.095	14.234 ± 0.300
	2.0	15.510 ± 0.054	1.497 ± 0.008	2.891 ± 0.027	6.624 ± 0.087	17.169 ± 0.290	1.433 ± 0.007	2.609 ± 0.024	5.573 ± 0.074	13.299 ± 0.226
2360	2.4	18.433 ± 0.059	1.465 ± 0.007	2.732 ± 0.023	5.995 ± 0.072	14.792 ± 0.228	1.411 ± 0.007	2.500 ± 0.021	5.152 ± 0.062	11.809 ± 0.183
	0.5	5.309 ± 0.050	1.575 ± 0.021	3.290 ± 0.080	8.292 ± 0.292	24.062 ± 1.111	1.386 ± 0.019	2.471 ± 0.062	5.148 ± 0.186	12.032 ± 0.579
	1.0	9.746 ± 0.052	1.554 ± 0.012	3.141 ± 0.044	7.570 ± 0.151	20.928 ± 0.546	1.452 ± 0.011	2.684 ± 0.038	5.810 ± 0.117	14.237 ± 0.380
	1.5	13.978 ± 0.062	1.516 ± 0.009	2.937 ± 0.033	6.711 ± 0.108	17.510 ± 0.374	1.445 ± 0.009	2.622 ± 0.030	5.533 ± 0.090	13.208 ± 0.288
7000	2.0	18.284 ± 0.069	1.486 ± 0.008	2.797 ± 0.027	6.183 ± 0.085	15.515 ± 0.283	1.431 ± 0.007	2.559 ± 0.025	5.313 ± 0.074	12.414 ± 0.230
	2.4	21.760 ± 0.079	1.463 ± 0.007	2.710 ± 0.024	5.949 ± 0.078	15.039 ± 0.263	1.417 ± 0.007	2.513 ± 0.022	5.235 ± 0.069	12.498 ± 0.221
	0.5	6.979 ± 0.035	1.707 ± 0.013	4.024 ± 0.056	11.645 ± 0.226	38.944 ± 0.966	1.564 ± 0.013	3.331 ± 0.047	8.554 ± 0.168	24.908 ± 0.623
	1.0	13.220 ± 0.041	1.677 ± 0.008	3.800 ± 0.033	10.424 ± 0.125	32.771 ± 0.502	1.601 ± 0.008	3.431 ± 0.030	8.802 ± 0.106	25.612 ± 0.394
	1.5	19.665 ± 0.047	1.634 ± 0.006	3.561 ± 0.024	9.316 ± 0.086	27.750 ± 0.324	1.583 ± 0.006	3.317 ± 0.022	8.275 ± 0.076	23.324 ± 0.273
	2.0	25.817 ± 0.048	1.636 ± 0.005	3.547 ± 0.018	9.152 ± 0.065	26.588 ± 0.240	1.597 ± 0.005	3.360 ± 0.017	8.354 ± 0.059	23.225 ± 0.210
	2.4	30.731 ± 0.050	1.612 ± 0.004	3.417 ± 0.015	8.582 ± 0.054	24.209 ± 0.193	1.579 ± 0.004	3.262 ± 0.015	7.934 ± 0.050	21.540 ± 0.172

Table 3: Moments of Experimental, shifted Gompertz and Modified shifted Gompertz distributions for pp collisions

Energy (GeV) (e^+e^-)	< n >	Normalised moments (Predicted)				Factorial moments (Predicted)			
		C ₂	C ₃	C ₄	C ₅	F ₂	F ₃	F ₄	F ₅
500	37.081 \pm 0.087	1.145 \pm 0.003	1.487 \pm 0.008	2.167 \pm 0.018	3.496 \pm 0.038	1.118 \pm 0.003	1.396 \pm 0.008	1.936 \pm 0.016	2.948 \pm 0.032

Table 4: Predicted moments at $\sqrt{s} = 500 \text{ GeV}$ from shifted Gompertz distribution for e^+e^- collisions