

Minimax rates for the covariance estimation of multi-dimensional Lévy processes with high-frequency data

Katerina Papagiannouli*

*Institut für Mathematik
Humboldt-Universität zu Berlin
Unter den Linden 6
10099 Berlin
Germany
e-mail: papagai@hu-berlin.de*

Abstract: This article studies nonparametric methods to estimate the co-integrated volatility for multi-dimensional Lévy processes with high frequency data. We construct a spectral estimator for the co-integrated volatility and prove minimax rates for an appropriate bounded nonparametric class of semimartingales. Given n observations of increments over intervals of length $1/n$, the rates of convergence are $1/\sqrt{n}$ if $r \leq 1$ and $(n \log n)^{(r-2)/2}$ if $r > 1$, which are optimal in a minimax sense. We bound the co-jump index activity from below with the harmonic mean. Finally, we assess the efficiency of our estimator by comparing it with estimators in the existing literature.

MSC 2010 subject classifications: Primary 60G51, 62G05; secondary 62G10, 62C20, 60J75.

Keywords and phrases: co-jumps, infinite variation, co-integrated volatility, high-frequency data.

1. Introduction

Lévy processes are the main building blocks for stochastic continuous-time jump models. Whenever the modeling of a stochastic process in finance requires the inclusion of jumps, Lévy processes are those to be considered. They play an instrumental role, for example, in the modeling of financial data, see Carr et al. [2002], Barndorff-Nielsen and Shephard [2004, 2006], Wu [2007], Eberlein and Papapantoleon [2005], Geman [2002].

Consequently, the large amount of applications has given rise to a great demand for statistical methods in the study of Lévy processes, especially nonparametric methods. Using nonparametric methods relaxes any dependency on the model. The problem of estimating the characteristics of a Lévy process has received considerable attention over the past decade. Starting with the work by Belomestny and Reiß [2006], a number of articles have considered nonparamet-

*Supported by Deutsche Forschungsgemeinschaft via IRTG 1792 *High Dimensional Non-stationary Time Series*.

ric estimation methods for Lévy processes. Therefore, one important task is to provide estimation methods for the characteristics of a Lévy process.

Moreover, statistical methods require the nature of the observation schemes to be classified as high frequency or low frequency; here, we focus on a high frequency setting. If we can assume high-frequency observations for a Lévy process, we can discretize a natural estimator based on continuous-time observations, where the jumps and the diffusion part are observed directly. In recent years, the literature on this subject has grown extensively, see [Figuroa-Lopez and Houdré \[2004\]](#), [Todorov and Tauchen \[2011\]](#), [Coca \[2018\]](#), [Comte and Genon-Catalot \[2009\]](#), [Neumann and Reiß \[2009\]](#). We now have vast amounts of data on the prices of various assets, exchange rates, and so on, typically *tick data* which are recorded at every transaction time.

Much has been written on the estimation of Lévy density using nonparametric techniques, for instance [Nickl et al. \[2016\]](#), [Duval and Mariucci \[2017\]](#), [Comte et al. \[2014\]](#) and the references therein. However, we are interested in the estimation of the continuous part of a Lévy process, although jumps still play a central role in this estimation. In the univariate context, the seminal work of [Andersen and Bollerslev \[1998\]](#) and [Barndorff-Nielsen and Shephard \[2002\]](#), proposed realized variance as an estimator for quadratic variation. In the presence of jumps, a well-known theoretical result proves that the realized variation converges in probability to the global quadratic variation as the time between two consecutive observations tends towards zero. This result motivated estimators that filter out the jumps, like Bipower Variation by [Barndorff-Nielsen and Shephard \[2004\]](#) and Truncated Realized Variation by [Mancini \[2009\]](#).

In the multivariate context, the recovery of co-integrated volatility (also known as covariance) becomes more complicated. Among various prominent works see [Christensen et al. \[2013\]](#), [Bibinger and Vetter \[2015\]](#), [Bibinger and Winkelmann \[2015\]](#). For models incorporating jumps, the realized covariation converges in probability to the global quadratic variation containing the co-jumps. Co-jumps refer to the case when the underlying processes jump at the same time with the same direction. This raises the question how we can assess the dependent structure among the jump components. We find the answer in the Lévy copula, a subject studied by [Tankov](#) in his PhD thesis. The interested reader should refer to [Tankov \[2003\]](#) and [Kallsen and Tankov \[2006\]](#). The Lévy Copula is the basic tool for the class of multidimensional Lévy processes. To mention only the few approaches which are close to our focus on Lévy processes we refer to [Mancini \[2017\]](#), [Christensen et al. \[2013\]](#), [Martin and Vetter \[2017\]](#), [Bibinger and Vetter \[2015\]](#), [Jacod and Reiß \[2014\]](#) and [Bücher and Vetter \[2013\]](#).

Our aim in the present work is to provide minimax rates of convergence for the estimation of co-integrated volatility when the underlying process belongs to a certain class of multi-dimensional Lévy processes. Many features of co-integrated volatility have already been studied, such as asynchronous observations, microstructure noise, and allowing for dependency among the jumps components. Whereas most of the aforementioned results prove central limit theorems for their estimators, at least to the best of our knowledge no work has dealt with optimal rates of convergence in the minimax sense. This work

serves to fill this gap. Jacod and Reiß [2014] proposed a spectral estimator for integrated volatility achieving minimax rates. In the present work, we generalize their work on finite dimensions. By virtue of simplicity, we will concentrate primarily on a two-dimensional regime, but extensions to the general multi-dimensional setting are straightforward to obtain as well.

Here, we are interested in investigating the optimal rates for the estimation of co-integrated volatility when the model falls in a class $\mathcal{S}_M^{r,L}$ of two-dimensional Lévy processes, the co-jump activity r is either of finite or infinite variation. The size of co-jumps (x_1, x_2) satisfy $\int_{\mathbb{R}^2} (1 \wedge |x_1 x_2|^{r/2}) F(dx_1, dx_2) \leq M$ with $r \in (1, 2)$, $M \in \mathbb{R}$ and F the co-jump measure. Let r_1, r_2 be the index of jump activity for the small jump components. We find that r is bounded from below by the harmonic mean of r_1, r_2 , even in the case of infinite variation jumps. This was not known up to now. Under this assumption for co-jumps we show that our spectral estimate for co-integrated volatility converges at a rate $(n \log n)^{\frac{(r-2)}{2}}$ if $r > 1$ and $\frac{1}{\sqrt{n}}$ if $r \leq 1$.

Assuming a 2-dimensional Itô semimartingale, Mancini [2017] proposed a truncated covariance estimator to estimate co-integrated volatility at the rate $\frac{1}{\sqrt{n}}$ when r_1 is small and r_2 is close to 1, $n^{-\frac{1}{2}(1+\frac{r_2}{r_1}-r_2)}$ when r_1, r_2 is much bigger than 1 and close to 2, $n^{\frac{(r_2}{2}-1)}$ when r_1 is small and r_2 is much bigger than r_1 or in case of independent small jump components. However, these rates are sub-optimal for the class which we described in the last paragraph.

Let us describe the outline of this paper. In section 2 we state the underlying model. In section 3 we give the assumptions to be satisfied in order to prove the minimax rates. In section 4 we construct our spectral estimator for the co-integrated volatility. The upper bound for the family of our estimators is also presented. In section 5 we prove the lower bound in a *minimax* sense. We provide some comparison of our estimator with existent estimators in the literature in section 6. In the last section we provide a simulation study.

2. The underlying model

We assume equidistant discrete observations with the consecutive time between two observations being $i\Delta_n, i = 0, \dots, n$ for a mesh $\Delta_n \rightarrow 0$. Here, we use as a mesh $\Delta_n = \frac{1}{n}$ and $n \rightarrow \infty$. Regarding the time horizon of the process, it is observed on a finite time span $[0, 1]$. Let $\mathbf{X} = (X^{(1)}, X^{(2)})^\top$ be a two-dimensional Lévy process with Lévy-Itô decomposition as

$$\mathbf{X}_t = \mathbf{b}t + \mathbf{W}_t + \int_0^t \int_{\|\mathbf{x}\| \leq 1} \mathbf{x}(\mu - \tilde{\mu})(ds, d\mathbf{x}) + \int_0^t \int_{\|\mathbf{x}\| > 1} \mathbf{x}\mu(ds, d\mathbf{x}). \quad (2.1)$$

Unless stated otherwise, from now on \mathbf{b} is a drift vector in \mathbb{R}^2 , $\mathbf{W} = (W^{(1)}, W^{(2)})$ denotes a bivariate Brownian motion with covariance matrix $\Sigma\Sigma^\top$, and $\mu, \tilde{\mu}$ are the jump measure and its compensator, respectively. The compensator takes the form $\tilde{\mu} = dsF(d\mathbf{x})$, where F is the Lévy measure of \mathbf{X} .

Due to the independence of the continuous part and the discontinuous (jump part) of a Lévy process, the analysis of \mathbf{X} canonically splits into the inference on the covariance matrix and the inference on the jump measure F . Our focus on this paper is to investigate an estimator for the co-integrated volatility of \mathbf{X} .

We assume a filtered space $(\Omega, \mathcal{F}, (\mathcal{F}_t)_{t \geq 0}, \mathbb{P})$ supporting two independent standard Brownian motions $W^{(1)}, W^{(3)}$ and two Poisson random measures $\mu^{(j)}$ for $j = 1, 2$ on $\mathbb{R}^2 \times [0, 1]$. Recall that $W^{(1)}, W^{(2)}$ are correlated with $d\langle W^{(1)}, W^{(2)} \rangle_t = \rho dt$, where ρ is a constant on $[0, 1]$. We construct $W^{(2)}$ as a linear combination of the two independent Brownian motions so $W_t^{(2)} = \rho W_t^{(1)} + \sqrt{1 - \rho^2} W_t^{(3)}$. Next we calculate the variances and covariance of $W^{(1)}, W^{(2)}$, we see that the following holds

$$\begin{aligned} \text{Var}(W_t^{(1)}) &= \langle W_t^{(1)}, W_t^{(1)} \rangle = t \\ \text{Var}(W_t^{(2)}) &= \langle W_t^{(2)}, W_t^{(2)} \rangle = \rho^2 t + (1 - \rho^2)t = t. \end{aligned}$$

For the covariance we obtain

$$\text{Cov}(W_t^{(1)}, W_t^{(2)}) = \langle W_t^{(1)}, W_t^{(2)} \rangle = \rho \langle W_t^{(1)}, W_t^{(1)} \rangle + \sqrt{1 - \rho^2} \langle W_t^{(1)}, W_t^{(3)} \rangle = \rho t;$$

the last equality holds because of $W^{(1)}, W^{(3)}$ being independent. So, without loss of generality we assume that

$$\Sigma = \begin{pmatrix} \sigma^{(1)} & 0 \\ \rho \sigma^{(2)} & \sqrt{1 - \rho^2} \sigma^{(2)} \end{pmatrix} \quad \text{so that} \quad \Sigma \Sigma^\top = \begin{pmatrix} (\sigma^{(1)})^2 & \rho \sigma^{(1)} \sigma^{(2)} \\ \rho \sigma^{(1)} \sigma^{(2)} & (\sigma^{(2)})^2 \end{pmatrix}$$

where $\sigma^{(i)}, i = 1, 2$ are deterministic. Therefore, the global quadratic variation of \mathbf{X} is given by:

$$\langle X_t^{(1)}, X_t^{(2)} \rangle = \int_0^t \rho \sigma^{(1)} \sigma^{(2)} ds + \sum_{s \leq t} \Delta X_s^{(1)} \Delta X_s^{(2)} \quad (2.2)$$

where the first term is the co-integrated volatility and the second term is the sum of products of simultaneous jumps (called co-jumps). Our target of inference, the co-integrated volatility at time $0 \leq t \leq 1$, is

$$C_t^{12} = \int_0^t \rho \sigma^{(1)} \sigma^{(2)} ds. \quad (2.3)$$

3. Assumptions

To derive an estimator for co-integrated volatility and then prove minimax bound for this estimator, we need to establish some assumptions regarding the behavior of small jumps and the class of our estimator. In particular, our setup is intrinsically nonparametric and related to the properties of the observed path.

Assumption 1. *We consider deterministic volatility functions $\Sigma_t, t \in [0, 1]$ which are assumed to be, element-wise, uniformly bounded from above by a positive constant. Thus, $\sup_{t \in [0, 1]} |\Sigma_t|$ is finite. Also, ρ is a constant on $[0, 1]$.*

The quantity to estimate, namely C_t^{12} , depends on the space $(\Omega, \mathcal{F}, (\mathcal{F}_t)_{t \geq 0}, \mathbb{P})$ and on \mathbf{X} . We consider a family which satisfies the following assumption.

Assumption 2. For any $M > 0$ and for any $t \in [0, 1]$, we consider the class

$$S_M^{r,L} = \text{the set of all Lévy processes satisfying}$$

$$|\Sigma\Sigma^\top|_\infty + \int_{\mathbb{R}^2} \left(1 \wedge |x_1 x_2|^{r/2}\right) F(dx_1, dx_2) \leq M \quad (3.1)$$

where $r \in [0, 2)$ and the covariance matrix $\Sigma\Sigma^\top$ is uniformly bounded from above, component-wise.

The second term of (3.1) concerns the behavior of small jumps. By the above assumption we consider the problem of controlling the activity of *co-jumps*, i.e. common jumps. Below, a co-jump, say at time t , means that both components jump at this time but their jump sizes are *not* the same. Ultimately, we are asking that is to say if the small jump components are of finite or infinite variation. This question concerns the behavior of the compensator F , the Lévy measure, near 0. There is always a finite number of big jumps. The question is whether there is a finite or infinite number of small jumps. This is controlled by the behavior of F , near 0. The major difficulty here comes from the possibly erratic behavior of F near 0. The second part of (3.1) aims to control this behavior in a mild and not very restrictive way.

Our interest in identifying the Blumenthal-Gettoor (BG) index lies in the fact that this index allows us to classify the processes from least active to most active, according to the above description. We denote by r the BG index for co-jumps which satisfy

$$r = \inf \left\{ \rho \in [0, 2) : \int_{\mathbb{R}^2} (1 \wedge \|\mathbf{x}\|^\rho) F(d\mathbf{x}) < \infty \right\}. \quad (3.2)$$

The problem of BG index estimation from discrete observations of a Lévy process has drawn much attention in the literature. In the case of high-frequency data, [Aït-Sahalia and Jacod \[2011\]](#) studied the problem of estimating the jump activity index that is defined for any Itô semimartingale. A consistent estimator for the BG index based on low-frequency data was obtained in [Belomestny et al. \[2010\]](#). The interested reader should refer to [Belomestny and Reiß \[2015\]](#), section 7 for a detailed review of these results. An extension to a more general framework and models can be found in [Belomestny and Panov \[2012\]](#), [Belomestny et al. \[2013\]](#).

Remark 3.1. Notice that the second term of (3.1) in Assumption 2 follows from the classical condition to control the activity of small jumps in two dimensions. Through a trivial calculation

$$\begin{aligned} \int_{\mathbb{R}^2} \left(1 \wedge |x_1 x_2|^{r/2}\right) F(dx_1, dx_2) &\leq \int_{\mathbb{R}^2} \left(1 \wedge |x_1^2 + x_2^2|^{r/2}\right) F(dx_1, dx_2) \\ &= \int_{\mathbb{R}^2} (1 \wedge \|\mathbf{x}\|^r) F(d\mathbf{x}). \end{aligned}$$

We assume that

$$\int_{\mathbb{R}^2} \left(1 \wedge |x_1 x_2|^{r/2}\right) F(dx_1, dx_2) < \infty. \quad (3.3)$$

By using this unconventional condition (3.3), we relax the classical condition for small jumps and make our results stronger.

Now we will test this assumption about the boundedness of small co-jumps with some trivial examples. Despite its simple nature, the following example offers significant insight and intuitive understanding into co-jumps with infinite variation.

Example 3.2. Suppose we have independent jumps in the coordinates and $F(d\mathbf{x})$ is a Lévy measure on \mathbb{R}^2 and \mathbf{x} is a vector in \mathbb{R}^2 . Then, $\text{supp}(F) \subseteq \{\mathbb{R} \times \{0\} \cup \{0\} \times \mathbb{R}\}$ which means that

$$\begin{aligned} \int_{\mathbb{R}^2} (1 \wedge \|\mathbf{x}\|^r) F(d\mathbf{x}) &= \int_{\mathbb{R}^2} \left(1 \wedge |x_1^2 + x_2^2|^{r/2}\right) F(dx_1, dx_2) \\ &= \int_{\mathbb{R}} (1 \wedge |x_1|^r) F_1(dx_1) \\ &\quad + \int_{\mathbb{R}} (1 \wedge |x_2|^r) F_2(dx_2) < \infty, \end{aligned}$$

if the marginals of a two-dimensional Lévy process are finite in the one dimensional case, see the assumption section in [Jacod and Reiß \[2014\]](#).

In this example, we notice that

$$\int_{\mathbb{R}^2} \left(1 \wedge |x_1 x_2|^{r/2}\right) (\mathbb{1}_{\{x_1=0\}} + \mathbb{1}_{\{x_2=0\}}) F(dx_1, dx_2) = 0, \quad (3.4)$$

which means that the deterministic error of our estimator is equal to zero, see [subsection 4.2](#) for further details. This example shows us something more: Whenever we have independent jumps, no matter the choice of F , we can always find a control for the activity of small jumps. Even if we have jumps of infinite activity or variation.

Example 3.3. We assume \mathbf{X} to be an a -stable Lévy process in \mathbb{R}^2 , $F(d\mathbf{x}) = \|\mathbf{x}\|^{-2-a} d\mathbf{x}$ for $a \in (0, 2)$. Then it satisfies (3) if $a < r$. Indeed,

$$\begin{aligned} \int_{B_1(0)} \|\mathbf{x}\|^r F(d\mathbf{x}) &= \int_{B_1(0)} \|\mathbf{x}\|^r \|\mathbf{x}\|^{-2-a} d\mathbf{x} \\ &= 2\pi \int_0^1 K^{r-2-a} K dK \\ &= 2\pi \int_0^1 K^{r-1-a} dK < \infty. \end{aligned}$$

In the second equality, we substitute \mathbf{x} with its polar coordinates.

Example 3.4. Suppose we have independent jump size distribution, which means that $F(dx) = F_1(dx_1)F_2(dx_2)$, so

$$\begin{aligned} \int_{B_1(0)} |x_1 x_2|^{r/2} F(dx_1, dx_2) &= \int_{B_1(0)} |x_1 x_2|^{r/2} F_1(dx_1) F_2(dx_2) \\ &\leq \int_{-1}^1 \left(\int_{-1}^1 |x_1|^{r/2} F_1(dx_1) \right) |x_2|^{r/2} F_2(dx_2) < \infty \end{aligned}$$

if and only if $\int_{-1}^1 |x_i|^{r/2} F_i(dx_i) < \infty$ for $i = 1, 2$ and the weaker assumption 2 holds.

We are interested in studying the co-jump activity in the case that at least one of the jump components is of infinite variation; we assume without loss of generality $r_2 \geq 1$.

Assumption 3. Given $r_1, r_2 \in [0, 2)$ assume without loss of generality $r_1 \leq r_2$. Then we have that

$$BG: \quad r > \frac{2r_1 r_2}{r_1 + r_2} \geq r_1 \wedge r_2$$

where r is the index activity of co-jumps, defined as in (3.2).

We observe that the index activity of common jumps is bounded from below by the harmonic mean. Each component $X^{(i)}$ has its own index r_i , different from the others. In the following we will describe the method for obtaining the index activity of co-jumps. The BG index of a Lévy process depends only on the Lévy measure F . r is an index taking care of positive and negative jumps, for simplicity's sake but without loss of generality we develop our method for the case in which the Lévy measure is one-sided, i.e. $X^{(i)}$ only makes positive jumps. Thus, r will be influenced by the dependent structure between the jump components.

We will use a Lévy copula to describe this dependency. The concept of Lévy copula allows us to characterize in a time-independent scheme the dependence structure of the pure jump part of a Lévy process. Here, we use the Lévy copula, which permits a range from a dependent to a total independent framework. For the definition and concepts of independence and total positive dependence copula we refer to [Kallsen and Tankov \[2006\]](#). The next definition is taken from [Mancini \[2017\]](#).

Definition 3.5. The occurrence of joint jumps in $(X^{(1)}, X^{(2)})$ is described by the following tail integrals

$$U(x_1, x_2) = F_\gamma([x_1, +\infty) \times [x_2, +\infty)) = C_\gamma(U_1(x_1), U_2(x_2)), \quad x_1, x_2 \in [0, \infty]$$

where $C_\gamma : [0, \infty]^2 \rightarrow [0, \infty]$ is a Lévy copula of the form

$$C_\gamma(u_1, u_2) = \gamma C_\perp(u_1, u_2) + (1 - \gamma) C_\parallel(u_1, u_2),$$

where $C_\perp = u_2 \mathbf{1}(u_1 = \infty) + u_1 \mathbf{1}(u_2 = \infty)$ is the independence copula, $C_\parallel(u_1, u_1) = u_1 \wedge u_2$ is the total positive dependence copula and γ varies in $[0, 1]$.

The small jumps of each $X^{(i)}$ are following a r_i -stable Lévy process with Lévy measure

$$F^{(i)}(dx_i) = c_i x_i^{-1-r_i} \mathbf{1}(x_i > 0) dx_i$$

for each $i = 1, 2$. We denote by

$$U_i(x_i) := F^{(i)}([x_i, +\infty)) = c_i \frac{x_i^{-r_i}}{r_i} \quad x_i \in [0, \infty]$$

the tail integral of the marginal Lévy measure $F^{(i)}$ of the small jumps of $X^{(i)}$. Note that r_i is the BG index of $X^{(i)}$.

We can have only two types of jumps: disjoint jumps or joint ones. The disjoint jumps have sizes of either $(x_1, 0)$ or $(0, x_2)$. This means that we have jumps only on the Cartesian axes. The independent copula regulates such disjoint jumps. On the other hand, the joint jumps are regulated by the dependent copula; their size falls into the point (x_1, x_2) . The joint jumps are completely positively monotonic, i.e. there exists a strictly increasing and positive function f such that $\forall t > 0$, $\Delta X_t^{(2)} = f(\Delta X_t^{(1)})$. This means that when x_1 is a jump realisation so there is a realisation x_2 such as $x_2 = f(x_1)$, then x_1 is interpreted as the first component of the joint jump. In fact, the sizes (x_1, x_2) are supported by the graph $x_2 = f(x_1)$. For the dependent copula we need the minimum between $U_1(x_1)$ and $U_2(x_2)$, which is attained when $U_1(x_1) = U_2(x_2)$. Hence, the graph $x_2 = U_2^{-1}(U_1(x_1))$ supports the joint jumps.

In our case we assume one-sided r_i -stable processes, which means that the union graph of the joint jumps is given by $x_2 = \left(\frac{c_1 r_2}{r_1 c_2}\right)^{-1/r_2} \cdot x_1^{r_1/r_2}$. We denote by F_γ the Lévy measure in terms of the Lévy copula. Therefore,

$$F_\gamma(d\mathbf{x}) = (1 - \gamma)C_{\parallel}(U_1(x_1), U_2(x_2)) + \gamma C_{\perp}(U_1(x_1), U_2(x_2)). \quad (3.5)$$

In view of example (3.2), the integral with respect to the independent copula will be equal to zero. Then it turns out that (3.2) will take the form

$$\begin{aligned} \int 1 \wedge (x_1 x_2)^{r/2} F_\gamma(dx_1, dx_2) &= \int_{0 \leq x_1, x_2 \leq \epsilon} (x_1 x_2)^{r/2} dC_\gamma(U_1(x_1), U_2(x_2)) \\ &= (1 - \gamma) \int_{0 \leq x_1, x_2 \leq \epsilon} (x_1 x_2)^{r/2} dC_{\parallel}(U_1(x_1), U_2(x_2)). \end{aligned} \quad (3.6)$$

Remember $r_1 \leq r_2$ and $c_1 \leq c_2$, then for sufficiently small $\epsilon > 0$ we have $U_1(\epsilon) \leq U_2(\epsilon)$, which implies $\epsilon \geq U_2^{-1}(U_1(\epsilon)) = f(\epsilon)$. Since we want to bind $x_1 \leq \epsilon$ and $x_2 = f(x_1) \leq \epsilon$, this gives us $x_1 \leq f^{-1} \wedge \epsilon = \epsilon$. Hence,

$$\begin{aligned} \int_{0 \leq x_1 \leq \epsilon} (x_1 \cdot f(x_1))^{r/2} dU_1(x_1) &= \int_{0 \leq x_1 \leq \epsilon} (x_1 \cdot f(x_1))^{r/2} c_1 x_1^{-1-r_1} dx_1 \\ &= C^{r/2} \int_{0 \leq x_1 \leq \epsilon} \left(c_1 \cdot x_1^{\frac{r_1}{r_2} + 1} \right)^{r/2} x_1^{-1-r_1} dx_1 \end{aligned} \quad (3.7)$$

where $C = \left(\frac{c_1 r_2}{r_1 c_2}\right)^{-\frac{1}{r_2}}$.

In light of the above calculations, in order for the integral in (3.7) not to be divergent we need $\left(\frac{r_1}{r_2} + 1\right)\frac{r}{2} - 1 - r_1 > -1$, which means that $r > \frac{2r_1 r_2}{r_1 + r_2}$. We observe that r , the index activity of co-jumps, is at least the harmonic mean of the indices r_1, r_2 . In addition, $\frac{2r_1 r_2}{r_1 + r_2} \geq r_1$, since we assume $r_1 \leq r_2$. To conclude, the Blumenthal-Gettoor (BG) index of the co-jumps will be

$$\text{BG: } r > \frac{2r_1 r_2}{r_1 + r_2} \geq r_1 \wedge r_2. \quad (3.8)$$

We see here that the higher the activity of one jump component, the higher the activity of co-jumps. If at least one of the jump components has an index activity of more than 1 then the co-jump activity follows the jump component with the most active small jumps.

Next we proceed to the construction of a spectral estimate for the co-integrated volatility. Given the fact that we know an estimate for the *integrated volatility* \widehat{IV} , we should consider a straightforward estimate for *co-integrated volatility*. By polarization, $\widehat{IV}(X^{(1)} + X^{(2)})/2 - \widehat{IV}(X^{(1)})/2 - \widehat{IV}(X^{(2)})/2$, is a possible estimator for the co-integrated volatility. However, we refrain from using this estimate because the rates of convergence are slower than following the procedure as in section 4. Let us illustrate this argument with an example.

Example 3.6. We assume $X^{(1)}, X^{(2)}$ be independent r_i -stable Lévy processes for $i = 1, 2$ such that $0 \leq r_1 \leq r_2 < 2$ and $r_2 \geq 1$ with triplets $(0, 0, F_1(dx_1))$ and $(0, 0, F_2(dx_2))$ respectively. The Lévy measure of the two-dimensional Lévy process will be given by $F(d\mathbf{x}) = F_1(dx_1) + F_2(dx_2)$. Now let us describe the dependent structure between the jump components. Recall the dependence construction from Assumption 3. We assume $x_2 = f(x_1) = -x_1$ and

$$F_1(dx_1) = \frac{1}{|x_1|^{1+r_1}} dx_1 \quad \text{and} \quad F_2(dx_2) = \frac{1}{|x_2|^{1+r_2}} dx_2.$$

The Blumenthal-Gettoor index of the co-jumps will be given by:

$$\begin{aligned} r &= \inf \left\{ \rho : \int 1 \wedge \|\mathbf{x}\|^\rho F(d\mathbf{x}) < \infty \right\} \\ &= \inf \left\{ \rho : \int_{0 \leq x_1, x_2 \leq 1} |x_1^2 + x_2^2|^{\rho/2} \left(\frac{1}{|x_1|^{1+r_1}} + \frac{1}{|x_2|^{1+r_2}} \right) dx_1 dx_2 < \infty \right\} \quad (3.9) \\ &= \inf \left\{ \rho : \int_{x_1 \leq f^{-1}(1) \wedge 1} |2x_1|^\rho \left(\frac{1}{|x_1|^{1+r_1}} - \frac{1}{|x_1|^{1+r_2}} \right) dx_1 < \infty \right\}. \end{aligned}$$

As a consequence, we find that $\rho > r_2$ so the Blumenthal-Gettoor index is $r = r_2$.

4. Upper bound

We are in a nonparametric setting in which the process \mathbf{X} satisfies Assumption 2. We prove that a sequence of estimators \widehat{C}_n^{12} achieves the uniform rate w_n for

estimating C_t^{12} at $t = 1$ on $\mathcal{S}_M^{r,L}$.

4.1. Defining the spectral estimator

We adapt an estimator proposed by [Jacod and Reiß \[2014\]](#). Specifically, we let \mathbf{X} be a two-dimensional Lévy process with characteristic triplet (\mathbf{b}, C, F) . The characteristic function of $\mathbf{X}_{1/n}$ is given by:

$$\phi_n(\mathbf{u}_n) = \exp \left\{ \frac{1}{n} \left(i \langle \mathbf{u}_n, \mathbf{b} \rangle - \frac{\langle C \mathbf{u}_n, \mathbf{u}_n \rangle}{2} + \int_{\mathbb{R}^2} \left(\exp(i \langle \mathbf{u}_n, \mathbf{x} \rangle) - 1 - i \langle \mathbf{u}_n, \mathbf{x} \rangle \mathbf{1}_{\{\|\mathbf{x}\|_{\mathbb{R}^2} \leq 1\}} \right) F(d\mathbf{x}) \right) \right\}, \quad (4.1)$$

where $C = \begin{pmatrix} C_{11} & C_{12} \\ C_{21} & C_{22} \end{pmatrix}$ is the covariance matrix and $\mathbf{u}_n = (U_n, U_n)$. In the same vein, we define the characteristic function $\phi(\tilde{\mathbf{u}}_n)$ where $\tilde{\mathbf{u}}_n = (U_n, -U_n)$.

Let us remember that we are in a high-frequency setting and the consecutive time between two observations is $\frac{1}{n}$. Following a trivial calculation we get that

$$\begin{aligned} \langle C \mathbf{u}_n, \mathbf{u}_n \rangle &= C_{11} U_n^2 + C_{22} U_n^2 + 2C_{12} U_n^2 \\ \langle C \tilde{\mathbf{u}}_n, \tilde{\mathbf{u}}_n \rangle &= C_{11} U_n^2 + C_{22} U_n^2 - 2C_{12} U_n^2. \end{aligned}$$

So,

$$C_{12} = \frac{\langle C \mathbf{u}_n, \mathbf{u}_n \rangle - \langle C \tilde{\mathbf{u}}_n, \tilde{\mathbf{u}}_n \rangle}{4U_n^2}.$$

We consider, based on the observations, the empirical characteristic function of the increments, at each stage n :

$$\hat{\phi}_n(\tilde{\mathbf{u}}_n) = \frac{1}{n} \sum_{j=1}^n e^{i \langle \mathbf{u}, \Delta_j^n \mathbf{X} \rangle} \quad \mathbf{u}_n \in \mathbb{R}^2. \quad (4.2)$$

We now define the *spectral estimator*

$$\hat{C}_n^{12}(U_n) = \frac{n}{2U_n^2} \left(\log |\hat{\phi}_n(\tilde{\mathbf{u}}_n)| \mathbf{1}_{\{\hat{\phi}_n(\tilde{\mathbf{u}}_n) \neq 0\}} - \log |\hat{\phi}_n(\mathbf{u}_n)| \mathbf{1}_{\{\hat{\phi}_n(\mathbf{u}_n) \neq 0\}} \right). \quad (4.3)$$

The first main result of this paper is the theorem which will give us an upper bound for the family of our estimators satisfying [Assumption 2](#). Note that the argumentation is in line with the standard nonparametric error decomposition in a bias and variance part.

Precisely, recalling the form of our estimator we can write the estimation error $\hat{C}_n^{12}(U_n) - C_{12}$ as the sum of the deterministic and stochastic errors. Specifically, we define the *deterministic error* as

$$D_n = \frac{n}{2U_n^2} \left(\log |\phi_n(\tilde{\mathbf{u}}_n)| - \log |\phi_n(\mathbf{u}_n)| \right) - C_{12}$$

and the *stochastic error* as

$$H_n = -\frac{n}{2U_n^2} \left(\log \left| \frac{\phi_n(\tilde{\mathbf{u}}_n)}{\phi_n(\mathbf{u}_n)} \right| - \log \left| \frac{\widehat{\phi}_n(\tilde{\mathbf{u}}_n)}{\widehat{\phi}_n(\mathbf{u}_n)} \right| \mathbb{1}_{\{\widehat{\phi}_n(\tilde{\mathbf{u}}_n) \neq 0 \text{ and } \widehat{\phi}_n(\mathbf{u}_n) \neq 0\}} \right).$$

As a result, we define the *estimation error* as $\widehat{C}_{12}(U_n) - C_{12} = D_n + H_n$.

4.2. Bounding the deterministic error

Lemma 4.1. *Under Assumption 2 the deterministic error satisfies $D_n \leq \frac{M}{2}U_n^{r-2} + KU_n^{-2}$, where K is a positive constant.*

Proof. Recall the characteristic function of $\mathbf{X}_{1/n}$ in (4.1). We define

$$d_n = 2 \int_{\mathbb{R}^2} \left(1 - \cos(\langle \mathbf{u}_n, \mathbf{x} \rangle) \right) F(d\mathbf{x}) \quad (4.4)$$

$$\tilde{d}_n = 2 \int_{\mathbb{R}^2} \left(1 - \cos(\langle \tilde{\mathbf{u}}_n, \mathbf{x} \rangle) \right) F(d\mathbf{x}). \quad (4.5)$$

Therefore,

$$|\phi_n(\mathbf{u}_n)| = \exp \left(-\frac{1}{2n} \left(\langle C\mathbf{u}_n, \mathbf{u}_n \rangle + d_n \right) \right)$$

and $|\phi_n(\tilde{\mathbf{u}}_n)| = \exp \left(-\frac{1}{2n} \left(\langle C\tilde{\mathbf{u}}_n, \tilde{\mathbf{u}}_n \rangle + \tilde{d}_n \right) \right)$. Notice that here we use an argument of complex analysis. After taking the absolute value of the characteristic function, the imaginary part of the exponent is vanishing. Summing up,

$$\frac{n}{2U_n^2} (\log |\phi_n(\tilde{\mathbf{u}}_n)| - \log |\phi_n(\mathbf{u}_n)|) - C_{12} = \frac{1}{4U_n^2} (d_n - \tilde{d}_n). \quad (4.6)$$

By (4.6), we have

$$\begin{aligned} D_n &= \frac{n}{2U_n^2} \left(\log |\phi_n(\tilde{\mathbf{u}}_n)| - \log |\phi_n(\mathbf{u}_n)| \right) - C_{12} = \frac{1}{4U_n^2} (d_n - \tilde{d}_n) \\ &= \frac{1}{4U_n^2} \int \left(1 - \cos(\langle \mathbf{u}_n, \mathbf{x} \rangle) \right) F(d\mathbf{x}) - \int \left(1 - \cos(\langle \tilde{\mathbf{u}}_n, \mathbf{x} \rangle) \right) F(d\mathbf{x}) \\ &= \frac{1}{4U_n^2} \int \left(\cos(\langle \tilde{\mathbf{u}}_n, \mathbf{x} \rangle) - \cos(\langle \mathbf{u}_n, \mathbf{x} \rangle) \right) F(d\mathbf{x}) \\ &\leq \frac{1}{4U_n^2} \int \left(2 \wedge |\langle \mathbf{u}_n, \mathbf{x} \rangle^2 - \langle \tilde{\mathbf{u}}_n, \mathbf{x} \rangle^2| \right) F(d\mathbf{x}) \\ &= \frac{1}{4U_n^2} \int (2 \wedge |4U_n^2 x_1 x_2|) F(dx_1, dx_2), \end{aligned}$$

where we used the fact that $\cos x - \cos y \leq 2 \wedge |x^2 - y^2|$. Using the inequality $a \wedge b \leq a^r b^{1-r}$ for $r \in [0, 1]$, the last term can be bounded as follows

$$\begin{aligned} D_n &\leq \frac{1}{2U_n^2} \int \left(1 \wedge 2U_n^2|x_1x_2|\right) F(dx_1, dx_2) \\ &\leq \frac{1}{2U_n^2} \left(\int_{B_1(0)} (U_n^2|x_1x_2|)^{r/2} 1^{1-r/2} F(dx_1, dx_2) + \int_{\mathbb{R}^2 \setminus B_1(0)} 1 F(dx_1, dx_2) \right) \\ &= \frac{U_n^{r-2}}{2} \int_{B_1(0)} |x_1x_2|^{r/2} F(dx_1, dx_2) + \frac{U_n^{-2}}{2} F(\mathbb{R}^2 \setminus B_1(0)). \end{aligned}$$

In the last line the dominant part is the first term of the sum, because the second integral vanishes faster. By Assumption 2 and for some constant $K > 0$

$$D_n \leq \frac{M}{2} U_n^{r-2} + K U_n^{-2} \quad (4.7)$$

as required. \square

4.3. Bounding the stochastic error

We want to investigate how close the empirical characteristic function is to the characteristic function of a two-dimensional Lévy process. The variables $e^{i\langle \mathbf{u}_n, \Delta_j^n \mathbf{X} \rangle}$ are i.i.d. as j varies, with expectation $\phi_n(\mathbf{u}_n)$. The same statement holds true for $e^{i\langle \tilde{\mathbf{u}}_n, \Delta_j^n \mathbf{X} \rangle}$ as well. First, we study the variance of the absolute value for the empirical characteristic function.

Lemma 4.2. *Let $\hat{\phi}_n(\mathbf{u}_n)$ and $\hat{\phi}_n(\tilde{\mathbf{u}}_n)$ be empirical characteristic functions of $\mathbf{X}_{1/n}$ then $\text{Var}(|\hat{\phi}_n(\mathbf{u}_n)|) \leq \frac{2}{n}$ and $\text{Var}(|\hat{\phi}_n(\tilde{\mathbf{u}}_n)|) \leq \frac{2}{n}$.*

Proof. Indeed, we get

$$\begin{aligned} \text{Var}(|\hat{\phi}_n(\mathbf{u}_n)|) &= \text{Var} \left(\left| \frac{1}{n} \sum_{j=1}^n e^{i\langle \mathbf{u}_n, \Delta_j^n \mathbf{X} \rangle} \right| \right) \\ &\leq \frac{1}{n^2} \text{Var} \sum_{j=1}^n |e^{i\langle \mathbf{u}_n, \Delta_j^n \mathbf{X} \rangle}| \\ &= \frac{1}{n^2} \sum_{j=1}^n \text{Var} |\cos \langle \mathbf{u}_n, \Delta_j^n \mathbf{X} \rangle + i \sin \langle \mathbf{u}_n, \Delta_j^n \mathbf{X} \rangle| \\ a &\leq \frac{1}{n^2} \sum_{j=1}^n \text{Var} |\cos (\langle \mathbf{u}_n, \Delta_j^n \mathbf{X} \rangle)| + \frac{1}{n^2} \sum_{j=1}^n \text{Var} |\sin (\langle \mathbf{u}_n, \Delta_j^n \mathbf{X} \rangle)| \\ &\leq \frac{2}{n}. \end{aligned} \quad (4.8)$$

Here we used the fact that $e^{i\langle \mathbf{u}_n, \Delta_j^n X \rangle}$ are i.i.d. for the second inequality and the fact that $\text{Var}|\cos(\langle \mathbf{u}_n, \Delta_j^n X \rangle)| \leq 1$ and $\text{Var}|\sin(\langle \mathbf{u}_n, \Delta_j^n X \rangle)| \leq 1$ for the last inequality. Using the same arguments, we prove that $\text{Var}(|\widehat{\phi}_n(\tilde{\mathbf{u}}_n)|) \leq \frac{2}{n}$ and the claim holds. \square

Definition 4.3. For a \mathbb{C} -valued random variable Z we define

$$\begin{aligned} \text{Var}(Z) &= \mathbb{E}[(Z - \mathbb{E}(Z))(\bar{Z} - \mathbb{E}(\bar{Z}))] \\ &= \mathbb{E}[\bar{Z}Z - Z\mathbb{E}(\bar{Z}) - \bar{Z}\mathbb{E}(Z) + \mathbb{E}(Z)\mathbb{E}(\bar{Z})] \\ &= \mathbb{E}(|Z|^2) - |\mathbb{E}(Z)|^2. \end{aligned}$$

Lemma 4.4. Let $V_n = \widehat{\phi}_n(\mathbf{u}_n) - \phi_n(\mathbf{u}_n)$ and $\tilde{V}_n = \widehat{\phi}_n(\tilde{\mathbf{u}}_n) - \phi_n(\tilde{\mathbf{u}}_n)$, where $V_n, \tilde{V}_n \in \mathbb{C}$. Then, $\mathbb{E}(|V_n|^2) \leq \frac{2}{n}$ and $\mathbb{E}(|\tilde{V}_n|^2) \leq \frac{2}{n}$.

Proof. Set $V_n = Z \in \mathbb{C}$ such that $V_n = \widehat{\phi}_n(\mathbf{u}_n) - \phi_n(\mathbf{u}_n)$. Observe that $\widehat{\phi}_n$ is unbiased due to the fact that $\mathbb{E}[\widehat{\phi}_n(\mathbf{u}_n)] = \phi_n(\mathbf{u}_n)$, thus $|\mathbb{E}(Z)|^2 = 0$. Taking this into consideration with the previous definition (4.3), we obtain that $\mathbb{E}[|Z|^2] = \text{Var}[Z]$. Now recall the form of Z

$$\begin{aligned} Z &= \widehat{\phi}_n(\mathbf{u}_n) - \phi_n(\mathbf{u}_n) \\ &= \frac{1}{n} \left(\sum_j e^{i\langle \mathbf{u}_n, \Delta_j^n \mathbf{X} \rangle} - \mathbb{E}[e^{i\langle \mathbf{u}_n, \Delta_j^n \mathbf{X} \rangle}] \right) \\ &= \frac{1}{n} \sum_j \tilde{Y}_{n,j}, \end{aligned} \tag{4.9}$$

where $\tilde{Y}_{n,j} = e^{i\langle \mathbf{u}_n, \Delta_j^n \mathbf{X} \rangle} - \mathbb{E}[e^{i\langle \mathbf{u}_n, \Delta_j^n \mathbf{X} \rangle}]$. Therefore,

$$\begin{aligned} \mathbb{E}(|V_n|^2) &= \mathbb{E}(|Z|^2) \\ &= \text{Var} \left| \frac{1}{n} \sum_j \tilde{Y}_{n,j} \right| \\ &= \frac{1}{n} \mathbb{E}[|\tilde{Y}_{n,1}|^2] \\ &= \frac{1}{n} \mathbb{E}[|e^{i\langle \mathbf{u}_n, \Delta_1^n \mathbf{X} \rangle} - \mathbb{E}[e^{i\langle \mathbf{u}_n, \Delta_1^n \mathbf{X} \rangle}]|^2] \\ &\leq \frac{1}{n} \mathbb{E}[|e^{i\langle \mathbf{u}_n, \Delta_1^n \mathbf{X} \rangle}|^2] + \mathbb{E}[|\mathbb{E}[e^{i\langle \mathbf{u}_n, \Delta_1^n \mathbf{X} \rangle}]|^2] \\ &\leq \frac{2}{n}. \end{aligned} \tag{4.10}$$

Here, we refer again to the fact that the variables $e^{i\langle \mathbf{u}_n, \Delta_j^n \mathbf{X} \rangle}$ are i.i.d. as j varies and $|e^{i\langle \mathbf{u}_n, \Delta_1^n \mathbf{X} \rangle}|^2 \leq 1$. Thus, the claim holds. \square

We choose $\mathbf{u}_n = (U_n, U_n)$ and $\tilde{\mathbf{u}}_n = (U_n, -U_n)$. Particularly, we choose for $M > 0$, $r \in [0, 2)$ and n large enough

$$U_n = \begin{cases} \sqrt{n} & \text{if } r \leq 1 \\ \sqrt{(r-1)n \log n} / \sqrt{M} & \text{if } r > 1. \end{cases} \quad (4.11)$$

Lemma 4.5. *By Assumption 2, for some constant $\Gamma > 0$ and on the event $\{|V_n| \leq \frac{1}{n^{r/4}}\}$ the stochastic error satisfies:*

$$\mathbb{E} \left[|H_n| \mathbb{1}_{\{|V_n| \leq \frac{1}{n^{r/4}}\}} \right] \leq \begin{cases} \frac{\Gamma}{\sqrt{n}} & \text{if } r \leq 1 \\ \frac{M\Gamma}{(r-1)n^{\frac{2-r}{2}} \log n} & \text{if } r > 1. \end{cases} \quad (4.12)$$

Proof. The stochastic error is defined as follows:

$$H_n = -\frac{n}{2U_n^2} \left(\log \left| \frac{\phi_n(\tilde{\mathbf{u}}_n)}{\phi_n(\mathbf{u}_n)} \right| - \log \left| \frac{\hat{\phi}_n(\tilde{\mathbf{u}}_n)}{\hat{\phi}_n(\mathbf{u}_n)} \right| \mathbb{1}_{\{\hat{\phi}_n(\tilde{\mathbf{u}}_n) \neq 0 \text{ and } \hat{\phi}_n(\mathbf{u}_n) \neq 0\}} \right).$$

The first quantity we need to bound is

$$\begin{aligned} \frac{1}{|\phi_n(\mathbf{u}_n)|} &= e^{\frac{1}{2n}(\langle C\mathbf{u}_n, \mathbf{u}_n \rangle + d_n)} \\ &= e^{\frac{1}{2n}(C_{11}U_n^2 + C_{22}U_n^2 + 2C_{12}U_n^2 + d_n)} \\ &\leq e^{\frac{1}{n}U_n^2 \left(\frac{C_{11} + C_{22}}{2} + C_{12} + \int_{\mathbb{R}^2} (1 \wedge \|\mathbf{x}\|^2) F(d\mathbf{x}) \right)}. \end{aligned} \quad (4.13)$$

The last inequality holds because

$$d_n = 2 \int (1 - \cos(\langle \mathbf{u}_n, \mathbf{x} \rangle)) F(d\mathbf{x}) \leq 2 \int (1 \wedge (\langle \mathbf{u}_n, \mathbf{x} \rangle)^2) F(d\mathbf{x}) \leq 2U_n^2 \int 1 \wedge \|\mathbf{x}\|^2 F(d\mathbf{x}),$$

as well as because of Assumption 3 and the result of the one-dimensional case, according to which the marginals C_{11}, C_{22} are bounded by some constant A , see in Jacod and Reiß [2014] (L-r). We get

$$\frac{1}{|\phi_n(\mathbf{u}_n)|} \leq e^{\frac{1}{n}U_n^2(A+M)}.$$

Next, the form of U_n (4.11) implies that

$$\frac{1}{|\phi_n(\mathbf{u}_n)|} \leq \begin{cases} \Gamma & \text{if } r \leq 1 \\ \Gamma n^{\frac{r-1}{2}} & \text{if } r > 1, \end{cases} \quad (4.14)$$

where $\Gamma = e^{A+M}$. Let us now argue that

$$\frac{\hat{\phi}_n(\tilde{\mathbf{u}}_n)}{\hat{\phi}_n(\mathbf{u}_n)} = \frac{\tilde{V}_n + \phi_n(\tilde{\mathbf{u}}_n)}{V_n + \phi_n(\mathbf{u}_n)} = \frac{\phi_n(\tilde{u}_n) \left(1 + \frac{\tilde{V}_n}{\phi_n(\tilde{\mathbf{u}}_n)} \right)}{\phi_n(u_n) \left(1 + \frac{V_n}{\phi_n(\mathbf{u}_n)} \right)} \neq 0, \infty$$

as soon as $n \geq n_0 = (2\Gamma)^{\frac{4}{(2-r)\wedge r}}$ and by (4.14) on the set $\{|V_n| \leq \frac{1}{n^{r/4}}\}$ and $\{|\tilde{V}_n| \leq \frac{1}{n^{r/4}}\}$. Therefore, $\left|\frac{V_n}{\phi_n}\right| \leq \frac{1}{2}$. Accordingly, for the stochastic error on the events $\{|V_n| \leq \frac{1}{n^{r/4}}\}$ and $\{|\tilde{V}_n| \leq \frac{1}{n^{r/4}}\}$ we obtain:

$$\begin{aligned}
H_n &= \frac{n}{2U_n^2} \left(\log \left| \frac{\hat{\phi}_n(\tilde{\mathbf{u}}_n)}{\hat{\phi}_n(\mathbf{u}_n)} \right| - \log \left| \frac{\phi_n(\tilde{\mathbf{u}}_n)}{\phi_n(\mathbf{u}_n)} \right| \right) \\
&= \frac{n}{2U_n^2} \left(\log \left| \frac{\hat{\phi}_n(\tilde{\mathbf{u}}_n)}{\phi_n(\tilde{\mathbf{u}}_n)} \right| - \log \left| \frac{\hat{\phi}_n(\mathbf{u}_n)}{\phi_n(\mathbf{u}_n)} \right| \right) \\
&= \frac{n}{2U_n^2} \left(\log \left| 1 + \frac{\hat{\phi}_n(\tilde{\mathbf{u}}_n) - \phi_n(\tilde{\mathbf{u}}_n)}{\phi_n(\tilde{\mathbf{u}}_n)} \right| - \log \left| 1 + \frac{\hat{\phi}_n(\mathbf{u}_n) - \phi_n(\mathbf{u}_n)}{\phi_n(\mathbf{u}_n)} \right| \right) \quad (4.15) \\
&= \frac{n}{2U_n^2} \left(\log \left| 1 + \frac{\tilde{V}_n}{\phi_n(\tilde{\mathbf{u}}_n)} \right| - \log \left| 1 + \frac{V_n}{\phi_n(\mathbf{u}_n)} \right| \right) \\
&\leq \frac{n}{2U_n^2} \left(\left| \frac{\tilde{V}_n}{\phi_n(\tilde{\mathbf{u}}_n)} \right| - \left| \frac{V_n}{\phi_n(\mathbf{u}_n)} \right| \right).
\end{aligned}$$

The last inequality is true due to the basic inequality $\log(1+x) \leq x$ and the fact that $\frac{\tilde{V}_n}{\phi_n(\tilde{\mathbf{u}}_n)}$ and $\frac{V_n}{\phi_n(\mathbf{u}_n)}$ are small enough by (4.14).

Therefore,

$$|H_n| \leq \frac{n}{U_n^2} \max \left(\left| \frac{\tilde{V}_n}{\phi_n(\tilde{\mathbf{u}}_n)} \right|, \left| \frac{V_n}{\phi_n(\mathbf{u}_n)} \right| \right). \quad (4.16)$$

Henceforth, for $n \geq n_0$, and for some universal $\Gamma > 0$, we have

$$\begin{aligned}
\mathbb{E} \left[|H_n| \mathbb{1}_{\{|V_n| \leq \frac{1}{n^{r/4}}\}} \right] &\leq \mathbb{E} \left[\frac{n}{U_n^2} \max \left(\left| \frac{\tilde{V}_n}{\phi_n(\tilde{\mathbf{u}}_n)} \right|, \left| \frac{V_n}{\phi_n(\mathbf{u}_n)} \right| \right) \mathbb{1}_{\{|V_n| \leq \frac{1}{n^{r/4}}\}} \right] \\
&\leq \frac{n}{U_n^2} \left| \frac{1}{\phi_n(\mathbf{u}_n)} \right| \mathbb{E} \left[|V_n| \mathbb{1}_{\{|V_n| \leq \frac{1}{n^{r/4}}\}} \right] \\
&\leq \frac{n}{U_n^2} \Gamma n^{\frac{(r-1)^+}{2}} \mathbb{E} (|V_n|^2)^{\frac{1}{2}} \\
&\leq \frac{n}{U_n^2} \Gamma n^{\frac{(r-1)^+}{2}} \frac{1}{\sqrt{n}}.
\end{aligned}$$

The third inequality holds because we applied the Cauchy-Schwarz inequality. To sum up,

$$\mathbb{E} \left[|H_n| \mathbb{1}_{\{|V_n| \leq \frac{1}{n^{r/4}}\}} \right] \leq \begin{cases} \frac{\Gamma}{\sqrt{n}} & \text{if } r \leq 1 \\ \frac{M\Gamma}{(r-1)n^{\frac{2-r}{2}} \log n} & \text{if } r > 1 \end{cases} \quad (4.17)$$

as required. \square

Remark 4.6. Here, we are interested in the events $\{|V_n| \leq \frac{1}{n^{r/4}}\}$ and $\{|\tilde{V}_n| \leq \frac{1}{n^{r/4}}\}$ because the probabilities of the events $\{|V_n| > \frac{1}{n^{r/4}}\}$ and $\{|\tilde{V}_n| > \frac{1}{n^{r/4}}\}$ are negligible. Indeed, applying the Chebyshev inequality we get

$$\mathbb{P}\left(|V_n| > \frac{1}{n^{r/4}}\right) \leq n^{r/2} \mathbb{E}(|V_n|^2) \leq n^{r/2} \frac{1}{n} = n^{\frac{r-2}{2}},$$

which tends towards zero as $n \rightarrow \infty$. Likewise, the probability of the event $\{|\tilde{V}_n| > \frac{1}{n^{r/4}}\}$ tends towards zero as $n \rightarrow \infty$.

We are now ready to state that the family of our estimators $\widehat{C}_n^{12}(\mathbf{X})$ is uniformly tight on $\mathcal{S}_M^{r,L}$ and thus establish an upper bound for our estimator.

Theorem 4.7. *Let Assumptions 1-3 hold. Assume $M > 0$ and $r \in [0, 2)$, then the family of estimators $\widehat{C}_n^{12}(U_n)$ with*

$$U_n = \begin{cases} \sqrt{n} & \text{if } r \leq 1 \\ \sqrt{(r-1)n \log n} / \sqrt{M} & \text{if } r > 1 \end{cases}$$

satisfies $|\widehat{C}_n^{12}(U_n) - C_{12}| = \mathcal{O}_{\mathbb{P}}(w_n^{-1})$ within the class $\mathcal{S}_M^{r,L}$ where

$$w_n = \begin{cases} 1/\sqrt{n} & \text{if } r \leq 1 \\ (n \log n)^{\frac{r-2}{2}} & \text{if } r > 1. \end{cases} \quad (4.18)$$

Particularly, we have that the family of estimators \widehat{C}_n^{12} is consistent with the theoretical co-integrated volatility C_{12} with the exact rates of convergence w_n .

Proof. First, we prove that the family of our estimators is asymptotically consistent. Applying the Markov inequality, we get for every $\epsilon > 0$

$$\begin{aligned} \mathbb{P}(|\widehat{C}_n^{12}(U_n) - C_{12}| \geq \epsilon) &= \mathbb{P}\left(|\widehat{C}_n^{12}(U_n) - C_{12}| > \epsilon, |V_n| \leq \frac{1}{n^{r/4}}\right) + \mathbb{P}\left(|V_n| > \frac{1}{n^{r/4}}\right) \\ &\leq \frac{1}{\epsilon} \mathbb{E}\left[|\widehat{C}_n^{12}(U_n) - C_{12}| \mathbb{1}_{\{|V_n| \leq \frac{1}{n^{r/4}}\}}\right] + n^{\frac{r-2}{2}} \\ &\leq \frac{1}{2\epsilon} \mathbb{E}\left[|H_n| \mathbb{1}_{\{|V_n| \leq \frac{1}{n^{r/4}}\}}\right] + \frac{1}{2\epsilon} |D_n|. \end{aligned} \quad (4.19)$$

Further applying Lemmas 4.5 and 4.1, we see that:

$$\mathbb{P}(|\widehat{C}_n^{12}(U_n) - C_{12}| \geq \epsilon) \leq \begin{cases} \frac{1}{\sqrt{n}} (B\Gamma + \frac{M}{2}) & \text{if } r \leq 1 \\ \frac{1}{(n \log n)^{\frac{2-r}{2}}} \left(\frac{MK^{(2-r)/2}}{(r-1)^{(2-r)/2}} + \frac{BK\Gamma}{r-1} \right) & \text{if } r > 1 \end{cases} \quad (4.20)$$

which tends to zero as $n \rightarrow \infty$. Let us now argue that

$$\mathbb{P}\left[w_n^{-1} |\widehat{C}_n^{12}(U_n) - C_{12}| \geq \epsilon\right] \rightarrow 0 \quad \text{as } n \rightarrow \infty, \quad (4.21)$$

which means that $|\widehat{C}_n^{12}(U_n) - C_{12}| = \mathcal{O}_{\mathbb{P}}(w_n^{-1})$ as $n \rightarrow \infty$. Indeed, following from (4.20) the family of our estimator $\widehat{C}_n^{12}(U_n)$ converges in probability to C_{12} at rates $\frac{1}{\sqrt{n}}$ when $r \leq 1$ and $(n \log n)^{\frac{r-2}{2}}$ when $r > 1$. So for any fixed $\epsilon > 0$ our family of estimators is uniformly tight in $\mathcal{S}_M^{r,L}$ with the exact rates w_n , and the claim follows. \square

5. Lower Bound

In nonparametric statistics it is common to use a minimax approach in order to prove optimal estimators. In the previous section, [Theorem 4.7](#) gave us an upper bound for the estimation of co-integrated volatility using a spectral approach and establishing the rates (5.1) on the class $\mathcal{S}_M^{r,L}$.

In this section, we want to prove that these rates achieve a lower bound as well. The existence of a lower bound on the class \mathcal{S}_M^r constitutes the exact minimax rates for the estimation of co-integrated volatility. Indeed, we have something more for the lower bound, namely that any estimator on the class \mathcal{S}_M^r of Itô semimartingales achieves a lower bound with rates (5.1). So far, we do not know whether the spectral approach for the upper bound yields the same optimal rate on the larger class \mathcal{S}_M^r .

We refer to Chapter 2 in [Tsybakov \[2009\]](#) for the techniques to prove the lower bounds. We establish the lower bound following the argumentation in line with a two-hypothesis test. Next, we introduce a distance between probability measures that will be useful for the lower bound.

Definition 5.1. The **total variation distance** between $\mathbb{P}_0, \mathbb{P}_1$ is defined as follows:

$$\text{TV}(\mathbb{P}_0, \mathbb{P}_1) := \sup \left| \int (p_0 - p_1) \nu(dx) \right|.$$

where $p_0 = d\mathbb{P}_0/d\nu$, $p_1 = d\mathbb{P}_1/d\nu$ and $\nu = \mathbb{P}_0 + \mathbb{P}_1$ a σ -finite measure.

To sum up, in order to prove a lower bound on the minimax probability of error for two hypotheses we use the theorem [2.2] in ?. The lower bound is obtained when the following two properties are satisfied. First, we choose the appropriate parameters for the co-integrated volatility to be close enough but distinguished. Second, we bound from below the total variation distance between the two densities probabilities of our parameters.

Let us illustrate the above procedure giving a trivial lemma and proving that the above arguments are adequate, so as to obtain the lower bound corresponding to our family of estimators $\mathcal{S}_M^{r,L}$. The interested reader may refer to [Lehmann and Romano \[2006\]](#) who explore a lot of examples for hypothesis testing and distances between Gaussian random variables.

Lemma 5.2. (No jumps for a two-dimensional Lévy process). Assume \mathbf{X} is a Lévy process on $\mathcal{S}_M^{r,L}$ with Lévy-Khintchine triplet $(0, \Sigma \Sigma^\top, 0)$. This means that there are no jumps. Then any uniform rate w_n within the class $\mathcal{S}_M^{r,L}$ for

estimating the co-integrated volatility σ_1 , at time $t = 1$, satisfies

$$\inf_{\hat{\sigma}_n} \sup_{\sigma_1 \in \mathcal{S}_M^{r,L}} \mathbb{P}[d(\hat{\sigma}_n, \sigma_1) > Aw_n] \geq K,$$

where A, K are constants and $\hat{\sigma}_n$ is any estimator for the co-integrated volatility, d is the euclidean distance on \mathbb{R}^2 and $w_n = \frac{1}{n}$.

Proof. Consider \mathbf{X} and \mathbf{Y} are Lévy processes in $\mathcal{S}_M^{r,L}$. Also, we assume that no jumps are occurred so the Lévy Khintchine triplets for each process will satisfy $(0, \Sigma_{\mathbf{X}} \Sigma_{\mathbf{X}}^\top, 0)$ and $(0, \Sigma_{\mathbf{Y}} \Sigma_{\mathbf{Y}}^\top, 0)$ respectively. As a result, \mathbf{X} will evolve as follows:

$$dX^{(1)}(t) = \sigma_t^{(1)} dW_t^{(1)}$$

$$dX^{(2)}(t) = \sigma_t^{(2)} dW_t^{(2)}$$

similarly for \mathbf{Y} . We know that the Itô integral $dX^{(1)}(t) = \sigma_t^{(1)} dW_t^{(1)}$ is normally distributed with mean 0 and its variance is given by Itô isometry which translates to

$$X^{(1)} \sim \mathcal{N}\left(0, \int_0^1 (\sigma_t^{(1)})^2 dt\right).$$

Therefore, \mathbf{X} follows the parametric model

$$\mathbf{X} = \begin{pmatrix} X^{(1)} \\ X^{(2)} \end{pmatrix} \sim \mathcal{N}\left(\begin{pmatrix} 0 \\ 0 \end{pmatrix}, \Sigma_{\mathbf{X}} \Sigma_{\mathbf{X}}^\top\right)$$

similarly for \mathbf{Y} .

We will prove the lower bound using the two-hypothesis test, as mentioned in the beginning of this section. We observe that

$$\mathcal{S}_M^{r,L} \supset \mathcal{S}_M^{BM}$$

where \mathcal{S}_M^{BM} is the class of all Brownian motions, and the covariance matrix is bounded component-wise by a constant M . As a consequence,

$$\sup_{\sigma_1 \in \mathcal{S}_M^{BM}} \mathbb{P}[d(\hat{\sigma}_n, \sigma_1)] \leq \sup_{\sigma_1 \in \mathcal{S}_M^{r,L}} \mathbb{P}[d(\hat{\sigma}_n, \sigma_1)].$$

This is enough to prove a lower bound for the rate $w_n = \frac{1}{n}$ for the class of all Brownian motions.

The two-hypothesis test is the following

$$\mathbb{P}_{\mathbf{X}} = \mathcal{N}(0, \Sigma_{\mathbf{X}} \Sigma_{\mathbf{X}}^\top)$$

and

$$\mathbb{P}_{\mathbf{Y}} = \mathcal{N}(0, \Sigma_{\mathbf{Y}} \Sigma_{\mathbf{Y}}^\top),$$

where the covariance matrices are given by $\Sigma_{\mathbf{X}} \Sigma_{\mathbf{X}}^\top = \begin{pmatrix} 2 & 1 \\ 1 & 1 \end{pmatrix}$ and $\Sigma_{\mathbf{Y}} \Sigma_{\mathbf{Y}}^\top = \begin{pmatrix} 2 & 1 + \frac{1}{n} \\ 1 + \frac{1}{n} & 1 \end{pmatrix}$.

Intuitively, we perturb the off-diagonal elements, namely the covariance, by the rate we want to achieve. Following the argumentation of the two-hypothesis test, it is sufficient to prove that the total variation distance is bounded. To do so, we use the Pinsker inequality. By Pinsker inequality we have that

$$\text{TV}(\mathbb{P}_{\mathbf{Y}}, \mathbb{P}_{\mathbf{X}}) \leq \sqrt{KL(\mathbb{P}_{\mathbf{Y}}, \mathbb{P}_{\mathbf{X}})/2},$$

where $KL(\mathbb{P}_{\mathbf{Y}}, \mathbb{P}_{\mathbf{X}})$ is the Kullback-Leibler divergence. Next, we show that the Kullback-Leibler distance is bounded. We define the Kullback-Leibler divergence between two multivariate normal distributions. Here, we denote by $\Sigma_1 = \Sigma_{\mathbf{X}}\Sigma_{\mathbf{X}}^\top$ and $\Sigma_2 = \Sigma_{\mathbf{Y}}\Sigma_{\mathbf{Y}}^\top$. Therefore,

$$KL(\mathbb{P}_{\mathbf{Y}}, \mathbb{P}_{\mathbf{X}}) = \frac{1}{2} \left(\log \frac{|\Sigma_1|}{|\Sigma_2|} - 2 + \text{tr}(\Sigma_1^{-1}\Sigma_2) \right),$$

where $|\cdot|$ denotes the determinant of a matrix. Calculating the appropriate quantities, we obtain

$$|\Sigma_1| = \begin{vmatrix} 2 & \\ & 1 \end{vmatrix} = 1,$$

$$|\Sigma_2| = \begin{vmatrix} 2 & 1+\frac{1}{n} \\ 1+\frac{1}{n} & 1 \end{vmatrix} = 2 - \left(1 + \frac{1}{n}\right)^2,$$

$$\text{tr}(\Sigma_1^{-1}\Sigma_2) = 2 - \frac{2}{n}.$$

Therefore,

$$KL(\mathbb{P}_{\mathbf{X}}, \mathbb{P}_{\mathbf{Y}}) = \frac{1}{2} \left(\log \left(\frac{1}{2 - (1 + \frac{1}{n})^2} \right) - 2 + 2 - \frac{2}{n} \right).$$

Consequently, we obtain that $KL(\mathbb{P}_{\mathbf{Y}}, \mathbb{P}_{\mathbf{X}})$ tends to zero. By Pinsker inequality, the total variation distance tends to zero. Upon using the minimax probability of error is bounded from below by $1/2$ and the claim follows. \square

Next we state the theorem for the bigger class $\mathbf{X} \in \mathcal{S}_M^{r,L}$ and a fortiori in the class \mathcal{S}_M^r of Itô semimartingales.

Theorem 5.3. *Let \mathbf{X} be a Lévy process in $\mathcal{S}_M^{r,L}$, $r \in [0, 2)$ and $M > 0$, then any uniform rate w_n for estimating σ_1 , namely the co-integrated volatility at time $t = 1$ within the class $\mathcal{S}_M^{r,L}$, satisfies the optimal rates w_n*

$$w_n = \begin{cases} 1/\sqrt{n} & \text{if } r \leq 1 \\ (n \log n)^{\frac{r-2}{2}} & \text{if } r > 1. \end{cases} \quad (5.1)$$

such that

$$\inf_{\hat{\sigma}_n} \sup_{\sigma_1 \in \mathcal{S}_M^{r,L}} \mathbb{P}[d(\hat{\sigma}_n, \sigma) > Aw_n] \geq K$$

where A, K are constants and $\hat{\sigma}_n$ is any estimator for the co-integrated volatility, d is the euclidean distance on \mathbb{R}^2 .

To prove this theorem we need to construct the two-hypothesis test in order to bound from below the minimax probability of error.

5.1. Two-hypothesis test

We let \mathbf{X}, \mathbf{Y} be two-dimensional Lévy processes with respective triplets $(0, \Sigma_{\mathbf{X}}\Sigma_{\mathbf{X}}^{\top}, F_n)$, $(0, \Sigma_{\mathbf{Y}}\Sigma_{\mathbf{Y}}^{\top}, G_n)$, where F_n, G_n are Lévy measures in \mathbb{R}^2 satisfying

$$\int_{\mathbb{R}^2} (1 \wedge |x_1x_2|^{r/2}) F_n(dx_1dx_2) \leq M, \quad \int_{\mathbb{R}^2} (1 \wedge |x_1x_2|^{r/2}) G_n(dx_1dx_2) \leq M, \quad (5.2)$$

where $\mathbf{x} = (x_1, x_2)$ is a vector in \mathbb{R}^2 representing the size of small jumps for each process and M is a constant (below M changes from line to line and may depend on r , but all constants are denoted as M). We set $\Sigma_{\mathbf{X}}\Sigma_{\mathbf{X}}^{\top} = \begin{pmatrix} 2 & 1 \\ 1 & 1 \end{pmatrix}$ and $\Sigma_{\mathbf{Y}}\Sigma_{\mathbf{Y}}^{\top} = \begin{pmatrix} 2 & 1+2w_n \\ 1+2w_n & 1 \end{pmatrix}$ to be the parameters of our two-hypothesis test. Under this setting, we perturb the off-diagonal elements with the rate with which we want to achieve the lower bound. The quantity which we want to recover is the co-integrated volatility, so we need the off-diagonal elements. We use these forms of matrices in order for the Gaussian part to be non-degenerated, namely the eigenvalues of the matrices to be positive. As we discussed in the beginning of this section, it is sufficient to construct two sequences $\mathbf{X}_n, \mathbf{Y}_n$ of Lévy processes belonging to the class $\mathcal{S}_M^{r,L}$, with the following two properties:

Property 1. *The two parameters, namely the two covariance matrices are close enough but distinguished.*

Note that for this property the object of our study is the distance between matrices. In this case we consider as a distance the Frobenius norm, and everything still holds. By construction and Frobenius norm

$$\begin{aligned} \|\Sigma_{\mathbf{Y}}\Sigma_{\mathbf{Y}}^{\top} - \Sigma_{\mathbf{X}}\Sigma_{\mathbf{X}}^{\top}\|_F &= \sqrt{\text{tr}(\Sigma_{\mathbf{Y}}\Sigma_{\mathbf{Y}}^{\top} - \Sigma_{\mathbf{X}}\Sigma_{\mathbf{X}}^{\top})(\Sigma_{\mathbf{Y}}\Sigma_{\mathbf{Y}}^{\top} - \Sigma_{\mathbf{X}}\Sigma_{\mathbf{X}}^{\top})^{\top}} \\ &= \sqrt{8w_n}, \end{aligned}$$

which means that the parameters are close enough but distinguished.

Property 2. *The total variation distance between $\mathbb{P}_{\mathbf{X}}$ and $\mathbb{P}_{\mathbf{Y}}$ tends towards zero.*

As far as the second property is concerned, the total variation distance tends towards zero is not trivial. In fact, achieving the second property is quite demanding and we prove several lemmas to conclude this property.

5.2. Construction of the co-jump measure in \mathbb{R}^2

First, we have to construct a measure to satisfy property (5.2). Before we proceed with the technical part of this construction, let us highlight the idea behind it.

Note that we are studying a two-dimensional Lévy process, so it is reasonable to include the possibility of dependence between the two jump components, more specifically the common jumps, i.e. the co-jumps.

Observe here that co-jumps are one-dimensional objects. Co-jumps are the jumps on the diagonal, due to the fact that the two processes jump at the same time with the same jump size. Mathematically speaking, this can be formalized as follows:

Definition 5.4. (Co-jump measure) Let $\mathbf{X} = (X^{(1)}, X^{(2)})$ be a Lévy processes, with $\Delta X_t^{(j)} \neq 0$ for $j = 1, 2$. Here, $\Delta X_t^{(j)} = X_t^{(j)} - X_{t^-}^{(j)}$ denotes the possible jump at time t . The measure on \mathbb{R}^2 is defined by:

$$F_n(B) = \mathbb{E} \left[\# \left\{ t \in [0, 1] : (\Delta X_t^{(1)}, \Delta X_t^{(2)}) \in B \right\} \right] = \mathbb{E} \left[\mu^{X^{(1)}X^{(2)}}(\omega; t, B) \right],$$

where $B = \{(x_1, x_2) \in \mathbb{R}^2 : x_1 = x_2\}$. This is called the Lévy measure in \mathbb{R}^2 of co-jumps for \mathbf{X} . $F_n(B)$ is the expected number of joint jumps, per unite of time, whose size falls into B , and μ is the Poisson random measure of co-jumps where, $\mu^X(\omega; t, B) = \sum_{s \leq t} \mathbb{1}_B(\Delta X_s^{(1)}, \Delta X_s^{(2)})$.

Because the jump dynamics of the co-jump measure is dictated by its density, say f_n , we can write the measure of the co-jumps as following, for $A \subset B \subset \mathbb{R}^2$

$$F_n(A) := \int f_n(x) \mathbb{1}_A(x, x) dx := \int f_n(x) \mathbb{1}_{\tilde{A}}(x) dx, \quad (5.3)$$

where $\tilde{A} = \{x : (x, x) \in A\}$.

The support of the co-jump measure is on \mathbb{R} but the co-jump measure lives on \mathbb{R}^2 . We focus on the case of co-jumps, i.e., when $X^{(1)}$ and $X^{(2)}$ jump at the same time with the same jump size. We are interested in the jumps on the diagonal.

Further, we do not integrate with respect to the Lebesgue measure, since it is equal to zero on the diagonal. In this case we integrate with respect to a measure that is not absolutely continuous with the Lebesgue measure, which we call *co-jump measure*. By (5.3) we want to show that

$$\int_{\mathbb{R}^2} g(x_1, x_2) dF_n(x_1, x_2) = \int_{\mathbb{R}} g(x, x) f_n(x) dx \quad (5.4)$$

without being equal to zero. Being interested in the set of co-jumps, we pass from two dimensions to one dimension. Co-jumps are the concept of total dependency between the small jump components. Indeed, we use the argument of dependency in order to reduce dimensionality. In order to prove this argument, we need the following lemma.

Lemma 5.5. Let $g : \mathbb{R}^2 \rightarrow \mathbb{R}$ be a measurable function and F_n be the co-jump measure on \mathbb{R}^2 . Then

$$\int_{\mathbb{R}^2} g(x_1, x_2) dF_n(x_1, x_2) = \int_B g(x_1, x_2) dF_n(x_1, x_2) = \int f_n(x) g(x, x) dx$$

where $F_n(A) = \int f_n(x) \mathbb{1}_A(x, x) dx$ is the measure of co-jumps, f_n the density function of the co-jump measure F_n , $A \subset B$, and $B = \{(x_1, x_2) \in \mathbb{R}^2 : x_1 = x_2\}$.

Proof. First we use the step functions to prove the lemma. This extends by linearity and by taking limits for all measurable functions g . Indeed, we only need to show the lemma for the case of step functions. Let $g(x_1, x_2) = \sum_{k=1}^m a_k \mathbf{1}_{A_k}(x_1, x_2)$, where $A_k \subset A$ and $\cup_{k=1}^m A_k = A$. Therefore,

$$\begin{aligned}
\int g(x_1, x_2) dF_n(x_1, x_2) &= \int \sum_{k=1}^m a_k \mathbf{1}_{A_k}(x_1, x_2) dF_n(x_1, x_2) \\
&= \sum_{k=1}^m a_k \int \mathbf{1}_{A_k}(x_1, x_2) dF_n(x_1, x_2) \\
&= \sum_{k=1}^m a_k \int_{A_k} dF_n(x_1, x_2) \\
&= \sum_{k=1}^m a_k \int \mathbf{1}_{A_k}(x, x) f_n(x) dx \\
&= \int \sum_{k=1}^m a_k \mathbf{1}_{A_k}(x, x) f_n(x) dx \\
&= \int g(x, x) f_n(x) dx,
\end{aligned} \tag{5.5}$$

and the claim follows. \square

Furthermore, we need to find a measure whose mass is bounded away from the origin but may explode around 0 and integrates $\|x\|^2$. In order to construct the co-jump measure with the above properties, we need to find an appropriate density function for the co-jumps measure $F_n(A)$ so as to satisfy the following condition for $r \in (1, 2)$ and $\mathbf{x} = (x, x)$:

$$\int 1 \wedge |x_1 x_2|^{r/2} F_n(dx_1 dx_2) = \int 1 \wedge |x|^r f_n(x) \mathbf{1}_A(x, x) dx < \infty.$$

Indeed, the following lemma implies condition (5.2) by choosing properly the density function of the co-jumps.

Proposition 5.6. *Let w_n be defined by (5.1) and $r \in (0, 2)$. Assume the even functions $h_n : \mathbb{R}^2 \rightarrow \mathbb{R}$ such that $h_n(\mathbf{u}) = \tilde{h}_n(U) \cdot \tilde{h}_n(U)$, where $\mathbf{u} = (U, U)$,*

$$\tilde{h}_n(U) = \begin{cases} \sqrt{w_n} & |U| \leq U_n \\ \sqrt{w_n} e^{-(U-U_n)^3} & |U| > U_n, \end{cases}$$

and $U_n = 2w_n^{1/(r-2)}$. Then, for any $A \in \mathcal{B}(\mathbb{R}^2)$

$$\int (1 \wedge |x|^r) \mathbf{1}_A(x, x) F_n(dx) < \infty, \tag{5.6}$$

where H_n is the Fourier transform of h_n and $F_n(A) = \int_{\mathbb{R}} \frac{|H_n(x)|}{x^2} \mathbf{1}_A(x, x) dx$.

Proof. The mathematical tool used for the formation of the density function is the Fourier transform. Intuitively, we use the function h_n as a constant inside a fixed interval and which decays exponentially outside this interval. Also, notice that in the exponential we used the power of 3 because we need to differentiate two times, as we shall see later.

Notice that h_n has a range on \mathbb{R} , which is why we use the Fourier transform on \mathbb{R} . The pair of Fourier transform takes the following form:

$$\begin{aligned} H_n(x) &= (\mathcal{F}h_n)(x) = \int e^{iUx} h_n(U) dU \\ h_n(U) &= (\mathcal{F}^{-1}H_n)(U) = \frac{1}{2\pi} \int e^{-iUx} H_n(x) dx \end{aligned}$$

and the respective first derivatives will have the form

$$\begin{aligned} \partial_1 H_n &= x H_n(x) \\ \partial_1 h_n &= i\mathcal{F}^{-1} \partial_1 H_n(x). \end{aligned}$$

For a thorough analysis of the Fourier transform the interested reader should refer to [Bracewell \[1986\]](#).

In the next step, the pair of Fourier transform will provide us with a proper and well-defined density function for the co-jump measure. First, we note that the \mathbb{L}^2 -norm of h_n is bounded. Indeed,

$$\begin{aligned} \|h_n\|_{L^2} &= \|\tilde{h}_n\|_{L^2}^2 = \int |\tilde{h}_n(U)|^2 dU \\ &= w_n \left(\int_{|U| \leq U_n} dU + \int_{|U| > U_n} e^{-2(U-U_n)^3} dU \right) \\ &= 2w_n \left(U_n + \int_{U_n}^{\infty} e^{-2(U-U_n)^3} dU \right) \\ &= 2w_n \left(U_n + \int_0^{\infty} e^{-2K^3} dK \right) \\ &\leq Cw_n U_n = Cw_n^{\frac{r-1}{r-2}}. \end{aligned} \tag{5.7}$$

In the last inequality we used the fact that $\int_0^{\infty} e^{-2K^3} dK$ is bounded by a constant C . In addition, h_n is an \mathbb{L}^2 -function. Applying the Plancherel theorem we deduce that

$$\|H_n\|_{\mathbb{L}^2} = \|h_n\|_{\mathbb{L}^2} \leq Cw_n^{\frac{r-1}{r-2}}. \tag{5.8}$$

Similarly, we get a bound for the first derivative of H_n

$$\|\partial_1 H_n\| \leq \|\partial_1 h_n\|_{\mathbb{L}^2} \leq Cw_n. \tag{5.9}$$

Moreover, $\|H_n\|_{\mathbb{L}^1}$ is also bounded

$$\begin{aligned}
\int |H_n(x)|dx &= \int \frac{1}{\sqrt{1+x^2}} \sqrt{1+x^2} |H_n(x)|dx \\
&\leq \left(\int \frac{1}{1+x^2} dx \right)^{1/2} \left(\int H_n^2(x)(1+x^2)dx \right)^{1/2} \\
&\leq C (H_n^2(x) + x^2 H_n^2(x)dx)^{1/2} \\
&\leq C (\|H_n\|_{\mathbb{L}^2} + \|\partial_1 H_n\|_{\mathbb{L}^2}) \\
&\leq C(1 + w_n^{\frac{r-1}{r-2}}).
\end{aligned} \tag{5.10}$$

We get the first inequality because of the Cauchy-Schwarz inequality. By means of (5.8) and (5.9) the \mathbb{L}^1 -norm of H_n is bounded.

At this point we are ready to define the co-jumps measures $F_n(A)$ and $G_n(A)$ in terms of the Fourier transform $H_n(x)$.

$$F_n(A) = \int_{\mathbb{R}} \frac{|H_n(x)|}{x^2} \mathbf{1}_A(x, x) dx \quad G_n(A) = \int_{\mathbb{R}} \left(F_n(A) + \frac{H_n(x)}{x^2} \right) \mathbf{1}_A(x, x) dx. \tag{5.11}$$

for any $A \in \mathcal{B}(\mathbb{R}^2)$.

These measures satisfy the basic properties of Lévy measures. They are non-negative, integrate x^2 , and may explode around zero since $H_n(0) \rightarrow \infty$.

It remains to prove (5.2) under this argumentation. Based on the above construction and $A = \{(x_1, x_2) \in \mathbb{R}^2 : x_1 = x_2 = x\}$, (5.2) transforms into:

$$\int 1 \wedge |x|^r \frac{|H_n(x)|}{|x|^2} dx < \infty. \tag{5.12}$$

Next we show how to bound from above $|H_n(x)|$.

$$\begin{aligned}
|H_n(x)| &\leq \int |e^{iUx} h_n(U)| dU \leq \int |h_n(U) \cos(Ux)| dU + i \int |h_n(U) \sin(Ux)| dU \\
&= |h_n(U) \cos(Ux)| dU.
\end{aligned} \tag{5.13}$$

In the first line the second term is equal to zero since it is the integral of the product of an even and an odd function.

$$\begin{aligned}
|H_n(x)| &\leq 2w_n \int_0^{U_n} |\cos(Ux)| dU + 2w_n \int_{U_n}^{\infty} |e^{-2(U-U_n)^2} \cos(Ux)| dU \\
&\leq 2w_n \left(\frac{|\sin(U_n x)|}{|x|} + \int_0^{\infty} e^{-2K^3} \cos((K + U_n)x) dK \right) \\
&\leq Cw_n \left(\frac{|\sin(U_n x)|}{|x|} + 1 \right).
\end{aligned} \tag{5.14}$$

Note that in the second inequality the integral is always bounded from above by a constant C .

On the sets $\{|x| \leq \frac{1}{U_n}\}$, $\{\frac{1}{U_n} < |x| \leq 1\}$, $\{|x| > 1\}$ we deduce that

1. $|x| \leq \frac{1}{U_n} \Rightarrow |U_n x| \leq 1 \Rightarrow |\sin(U_n x)| \leq U_n x \Rightarrow \frac{|\sin(U_n x)|}{|x|} + 1 \leq U_n$.
2. $\frac{1}{U_n} < |x| \leq 1 \Rightarrow \frac{|\sin(U_n x)|}{|x|} + 1 = \frac{|\sin(U_n x)| + |x|}{|x|} \leq \frac{2}{|x|}$.
3. $|x| > 1 \Rightarrow \frac{|\sin(U_n x)|}{|x|} + 1 \leq 2$.

In turn, we get that

$$|H_n(x)| \leq Cw_n \left(U_n \mathbb{1} \left(|x| \leq \frac{1}{U_n} \right) + \frac{1}{|x|} \mathbb{1} \left(\frac{1}{U_n} < |x| \leq 1 \right) + \mathbb{1}(|x| > 1) \right). \quad (5.15)$$

By splitting the integration domain into the sets $\{|x| \leq \frac{1}{U_n}\}$, $\{\frac{1}{U_n} < |x| \leq 1\}$, $\{|x| > 1\}$ and recalling that $r \in (1, 2)$, condition (5.2) will take the form:

$$\begin{aligned} & \int 1 \wedge |x|^r \frac{|H_n(x)|}{|x|^2} dx \\ & \leq Cw_n \int \frac{1 \wedge |x|^r}{|x|^2} \left(U_n \mathbb{1} \left(|x| \leq \frac{1}{U_n} \right) + \frac{1}{|x|} \mathbb{1} \left(\frac{1}{U_n} < |x| \leq 1 \right) + \mathbb{1}(|x| > 1) \right) dx \\ & \leq Cw_n U_n^{2-r} \leq C. \end{aligned}$$

In light of the form of U_n the last inequality holds. Recall that $U_n = 2w_n^{1/r-2}$. Therefore, (5.6) is satisfied, which implies condition (5.2), by which the proof is complete. \square

5.3. Characteristic functions of $\mathbf{X}_{1/n}$ and $\mathbf{Y}_{1/n}$

At this point, we study the processes \mathbf{X}, \mathbf{Y} for one observation at the moment $t = \frac{1}{n}$. We denote by $\psi_n(\mathbf{u}), \phi_n(\mathbf{u})$ the characteristic functions of $\mathbf{X}_{1/n}, \mathbf{Y}_{1/n}$ respectively, and by $\eta_n(\mathbf{u})$ their difference. The characteristic triplet for each process is

$$\mathbf{X}_{1/n} \sim (\mathbf{0}, \Sigma_{\mathbf{X}} \Sigma_{\mathbf{X}}^\top, G_n(d\mathbf{x}))$$

$$\mathbf{Y}_{1/n} \sim (\mathbf{0}, \Sigma_{\mathbf{Y}} \Sigma_{\mathbf{Y}}^\top, F_n(d\mathbf{x})),$$

where $\Sigma_{\mathbf{X}} \Sigma_{\mathbf{X}}^\top = \begin{pmatrix} 2 & 1 \\ 1 & 1 \end{pmatrix}$ and $\Sigma_{\mathbf{Y}} \Sigma_{\mathbf{Y}}^\top = \begin{pmatrix} 2 & 1+2w_n \\ 1+2w_n & 1 \end{pmatrix}$. Denote by $C_{\mathbf{X}} = \Sigma_{\mathbf{X}} \Sigma_{\mathbf{X}}^\top$ and $C_{\mathbf{Y}} = \Sigma_{\mathbf{Y}} \Sigma_{\mathbf{Y}}^\top$.

By (5.11) and the fact that H_n is an even function, its Fourier transform will be a real function. The characteristic functions will be defined as follows

$$\phi_n(\mathbf{u}) = \exp \left\{ -\frac{1}{2n} \left(\langle C_{\mathbf{Y}} \mathbf{u}, \mathbf{u} \rangle + 2\tilde{\phi}_n(\mathbf{u}) \right) \right\} \quad (5.16)$$

and

$$\psi_n(\mathbf{u}) = \exp \left\{ -\frac{1}{2n} \left(\langle C_{\mathbf{X}} \mathbf{u}, \mathbf{u} \rangle + 2\tilde{\phi}_n(\mathbf{u}) + 2\tilde{\psi}_n(\mathbf{u}) \right) \right\}. \quad (5.17)$$

We denote by

$$\tilde{\phi}_n(\mathbf{u}) = \tilde{\phi}_n(U) = \int_A (1 - \cos(Ux)) \frac{|H_n(x)|}{x^2} dx \quad (5.18)$$

and

$$\tilde{\psi}_n(\mathbf{u}) = \tilde{\psi}_n(U) = \int_A (1 - \cos(Ux)) \frac{H_n(x)}{x^2} dx \quad (5.19)$$

since the Fourier transform of the co-jump measure has support on \mathbb{R} and A is a subset of the diagonal. Moreover,

$$\langle C_{\mathbf{X}} \mathbf{u}, \mathbf{u} \rangle = 5U^2 \quad \text{and} \quad \langle C_{\mathbf{Y}} \mathbf{u}, \mathbf{u} \rangle = 5U^2 + w_n U^2.$$

Next we bound from above (5.18) and (5.19). First, observe that

$$\tilde{\psi}_n''(U) = \int \cos(Ux) H_n(x) dx = h_n(U),$$

since H_n is an even function. We consider the following two cases:

$$\begin{aligned} |U| \leq U_n &\Rightarrow \tilde{\psi}_n''(U) = w_n \Rightarrow \tilde{\psi}_n'(U) = w_n U \Rightarrow \tilde{\psi}_n(U) = w_n \frac{U^2}{2} \\ |U| \geq U_n &\Rightarrow \tilde{\psi}_n'(U) \leq w_n U \Rightarrow |\tilde{\psi}_n(U)| \leq w_n \frac{U^2}{2}. \end{aligned} \quad (5.20)$$

Now, concerning the $\tilde{\phi}_n(U)$ we exploit the same arguments as before and by (5.10) we obtain

$$\tilde{\phi}_n'(U) = \int \frac{x \sin(Ux)}{x^2} |H_n(x)| dx \leq \int \frac{|U|x}{x} |H_n(x)| dx \leq C|U| \left(1 + w_n^{\frac{r-1}{r-2}}\right) \quad (5.21)$$

$$\tilde{\phi}_n(U) = \int \frac{1 - \cos(Ux)}{x^2} |H_n(x)| dx \leq \int \frac{(Ux)^2}{x^2} |H_n(x)| dx \leq CU^2 \left(1 + w_n^{\frac{r-1}{r-2}}\right). \quad (5.22)$$

5.4. Total variation distance

In order to establish a lower bound for our class with the rates (5.1), the last ingredient to be shown is that the total variation distance between $\mathbb{P}_{\mathbf{X}}$ and $\mathbb{P}_{\mathbf{Y}}$ goes towards zero, property 2. Mathematically speaking, this formulates as

$$\text{TV}(\mathbb{P}_{\mathbf{X}}, \mathbb{P}_{\mathbf{Y}}) = 2n \int (f_{1/n}(x) - g_{1/n}(x)) dx \rightarrow 0. \quad (5.23)$$

As we discussed in the first step, \mathbf{X} and \mathbf{Y} have a nonvanishing Gaussian part so that the variables $\mathbf{X}_{1/n}$ and $\mathbf{Y}_{1/n}$ have densities. Here, $f_{1/n}$ and $g_{1/n}$ denote their densities respectively. Also, $k_n = f_{1/n} - g_{1/n}$ denotes the difference between

the densities. One would be tempted to claim the following

$$\begin{aligned}
\text{TV}(\mathbb{P}_0, \mathbb{P}_1) &= 2n \int \left(f_{1/n}(x) - g_{1/n}(x) \right) dx \\
&= 2n \int \left(\int e^{-iUx} (\phi_n(U) - \psi_n(U)) dU \right) dx \\
&\leq 2n \int \left(\int |e^{-iUx}| |\phi_n(U) - \psi_n(U)| dU \right) dx \\
&\leq 2n \int \left(\int |\phi_n(U) - \psi_n(U)| dU \right) dx.
\end{aligned} \tag{5.24}$$

In the second equality we wrote the density function as the Inverse Fourier transform of its characteristic function. But the last integral is infinite. Hence, this procedure is not working for our goal. Since we want to prove that

$$2n \int |\phi_n(U) - \psi_n(U)| dU \rightarrow 0, \tag{5.25}$$

we know that the total variation distance between $\mathbb{P}_{\mathbf{X}}$ and $\mathbb{P}_{\mathbf{Y}}$ is not more than $2n$ times $\int |k_n(x)| dx$. By using the same argument as for the [Jacod and Reiß \[2014\]](#) Theorem [3.1], by Cauchy-Schwarz inequality and Plancherel theorem, we obtain

$$\begin{aligned}
\int |k_n(x)| dx &= \int \frac{1}{\sqrt{1+|x|^2}} (\sqrt{1+|x|^2}) |k_n(x)| dx \\
&\leq K \int \sqrt{k_n^2(x) + |x|^2 k_n^2(x)} dx \\
&\leq K (\|\eta_n\|_{\mathbb{L}^2} + \|\partial_1 \eta_n\|_{\mathbb{L}^2})
\end{aligned}$$

where $\partial_1 \eta_n$ is the first derivative of $\eta_n(U)$. In the second inequality we used the Cauchy-Schwarz inequality, and in the last one we used Plancherel identity. By virtue of simplicity, remember that we use the same coordinates for the vector $\mathbf{u} = (U, U)$.

Thus, the only ingredient which remains to be shown is the following lemma in order to satisfy Property 2.

Lemma 5.7. *We show that*

$$4n^2 \int |\eta_n(U)|^2 dU \rightarrow 0 \quad \text{and} \quad 4n^2 \int |\partial_1 \eta_n(U)|^2 dU \rightarrow 0 \tag{5.26}$$

as $n \rightarrow \infty$.

Proof. First, we study the convergence of $\eta_n(U)$:

$$\begin{aligned}
|\eta_n(U)| &= |\phi_n(U) - \psi_n(U)| = \psi_n(U) \left| 1 - \frac{\phi_n(U)}{\psi_n(U)} \right| \\
&= \psi_n(U) \left| 1 - \exp \left(\frac{1}{2n} (2\tilde{\psi}_n(U) - w_n U^2) \right) \right| \\
&\leq \psi_n(U) \left| \frac{1}{2n} (2\tilde{\psi}_n(U) - w_n U^2) \right|.
\end{aligned} \tag{5.27}$$

The last inequality holds due to the fact that $1 - e^{-x} \leq x$.

Observe that when $|U| \leq U_n$, $\eta_n(U) = 0$ because of the constant value of h_n inside this interval. Thus the difference of the characteristic functions vanishes for $|U| \leq U_n$ because of $2\tilde{\psi}_n(U) = w_n U^2$ by (5.19).

By means of $\tilde{\phi}_n(U), \tilde{\psi}_n(U) \geq 0$, we get that $\psi_n(U) \leq e^{-\frac{U^2}{2n}}$ and $\phi_n(U) \leq e^{-\frac{U^2}{2n}}$. Thus,

$$|\eta_n(U)| \leq \frac{U^2 w_n}{2n} e^{-\frac{U^2}{2n}} \mathbf{1}_{\{|U| \geq U_n\}}.$$

We define by

$$A := \int_{\{|U| \geq U_n\}} U^4 e^{-\frac{U^2}{2n}} dU. \quad (5.28)$$

Using Cauchy-Schwarz inequality we bound the integral (5.28) from above by

$$A \leq 2 \left(\int_{U_n}^{\infty} U^5 e^{-\frac{U^2}{2n}} dU \right)^{1/2} \cdot \left(\int_{U_n}^{\infty} U^3 e^{-\frac{U^2}{2n}} dU \right)^{1/2}. \quad (5.29)$$

The integrals to the right can be calculated exactly by calculus methods, and recalling $U_n = 2w_n^{1/(r-2)}$ we get

$$4n^2 \int |\eta_n(U)|^2 dU \leq 4n^2 \int_{\{|U| \geq U_n\}} U^4 e^{-\frac{U^2}{2n}} dU \leq C \frac{(\log n)^{3/2}}{n^{3/2}}. \quad (5.30)$$

The first part of the (5.26) follows. Now recall the form of the characteristic functions and their difference $\eta_n = \psi_n(U) - \phi_n(U)$

$$\begin{aligned} \psi_n(U) &= \exp \left\{ -\frac{1}{2n} \left(5U^2 + 2\tilde{\phi}_n(U) + 2\tilde{\psi}_n(U) \right) \right\} \\ \phi_n(U) &= \exp \left\{ -\frac{1}{2n} \left(5U^2 + w_n U^2 + 2\tilde{\phi}_n(U) \right) \right\}. \end{aligned}$$

Therefore by (5.20), (5.21), and the fact that $\psi_n(U) \leq e^{-\frac{U^2}{2n}}$, $\phi_n(U) \leq e^{-\frac{U^2}{2n}}$ we get that

$$\begin{aligned} |\partial_1 \eta_n(U)| &= \frac{1}{n} \left| \left(5U + w_n U + \tilde{\phi}'_n(U) \right) \phi_n(U) - \left(5U + \tilde{\phi}'_n(U) + \tilde{\psi}'_n(U) \right) \psi_n(U) \right| \\ &= \frac{1}{n} \left| w_n U \phi_n(U) + \left(\tilde{\phi}'_n(U) + 5U \right) \eta_n(U) - \tilde{\psi}'_n(U) \psi_n(U) \right| \\ &\leq \frac{1}{n} \left(w_n |U| e^{-\frac{U^2}{2n}} + |\tilde{\phi}'_n(U) + 5U| e^{-\frac{U^2}{2n}} \frac{w_n U^2}{2n} - w_n |U| e^{-\frac{U^2}{2n}} \right) \\ &\leq C \frac{w_n |U|}{n} e^{-\frac{U^2}{2n}} \left(1 + \left(w_n^{\frac{r-1}{r-2}} + 1 \right) \frac{U^2}{2n} \right). \end{aligned} \quad (5.31)$$

Therefore,

$$\begin{aligned}
4n^2 \int_{U_n}^{\infty} |\partial_1 \eta_n(U)|^2 &\leq C w_n^2 \int_{U_n}^{\infty} U^2 e^{-\frac{U^2}{n}} dU + C \frac{w_n^2}{n^4} \left(1 + w_n^{\frac{r-1}{r-2}}\right)^2 \int_{U_n}^{\infty} U^6 e^{-\frac{U^2}{n}} dU \\
&\quad + C \frac{w_n^2}{n} \left(1 + w_n^{\frac{r-1}{r-2}}\right)^2 \int_{U_n}^{\infty} U^4 e^{-\frac{U^2}{n}} dU.
\end{aligned} \tag{5.32}$$

Now, $\frac{1+w_n^{\frac{r-1}{r-2}}}{n^2}$ and $\frac{1+w_n^{\frac{r-1}{r-2}}}{n}$ tend towards zero. Additionally, the integrals on the right side can be bounded again using Cauchy-Schwarz inequality, like integral A. Following these, we can calculate the integrals through basic calculus methods exactly. As a result,

$$4n^2 \int_{U_n}^{\infty} |\partial_1 \eta_n(U)|^2 dU \leq C \frac{(\log n)^2}{n^{1/2}}, \tag{5.33}$$

which also goes to zero as $n \rightarrow \infty$ and the proof is completed. \square

End proof of [Theorem 5.3](#)

Lower bound for the rate $w_n = \frac{1}{\sqrt{n}}$ when $r \in (0, 2)$.

To prove this bound, it is enough to show that it holds on the subclass of all Brownian motions since $\mathcal{S}_M^{r,L} \supset \mathcal{S}_M^{BM}$. Taken together with [Lemma 5.2](#), this bound is achieved.

Lower bound for the rate $w_n = 1/(n \log n)^{\frac{2-r}{2}}$ when $r \in (1, 2)$.

Our goal is to prove by two-hypothesis test that the rate w_n achieves a lower bound for the class of estimators on $\mathcal{S}_M^{r,L}$, hence a fortiori on \mathcal{S}_M^r . Indeed, the main steps of this proof are to show that [Property 1](#) and [Property 2](#) are satisfied. Now, with reference to [Lemma 5.5](#) for the construction of co-jump measure, [Proposition 4.20](#) and [Lemma 5.7](#) we conclude the proof of [Theorem 5.3](#).

6. Discussion

In this section we make some important remarks concerning the upper bound and the rates of convergence. First, we want to compare the efficiency of our estimator with the work of [Mancini \[2017\]](#) in which she considered at least one jump component of a two-dimensional Itô semimartingale with infinity variation. [Mancini \[2017\]](#) introduced the truncated realized covariance (TRC) as an estimator for co-integrated volatility. The proposed estimator is

$$\widehat{IC} = \sum_{i=1}^n \Delta_i X^{(1)} \mathbb{1}_{\{(\Delta_i X^{(1)})^2 \leq r_h\}} \Delta_i X^{(2)} \mathbb{1}_{\{(\Delta_i X^{(2)})^2 \leq r_h\}},$$

where $r_h = h^{2u}$ is the truncation level with $h = 1/n$, $u \in (0, 2)$ and $n \rightarrow \infty$. It is clear that, when $r_h \rightarrow 0$ then no jumps occurred. It is assumed that the

two jump components have an index activity r_1, r_2 where $0 \leq r_1 \leq r_2 < 2$ and $r_2 \geq 1$. Notice by recalling Assumption 3 that in our case we used the index r for the activity of co-jumps. In the following we use the notation “ \gg ” to assume the index activity is much greater than 1 and close to 2. The truncated estimator achieves the rate $(1-\gamma)\sqrt{r_h^{(1+\frac{r_2}{r_1}-r_2)}}$ when $r_1, r_2 \gg 1$. This estimator reaches the rate $h\sqrt{r_h^{-\frac{r_2}{2}}}$ when the two jump components are independent or $r_2 \gg r_1$ and r_1 is small and the rate \sqrt{h} when r_1 is small and r_2 is close to 1. The parameter γ describes the dependence structure of the two jumps with $\gamma \in [0, 1]$. When $\gamma = 0$ we have full dependency between the jump components, while $\gamma = 1$ means independence between the jump components. Finally, for a fair comparison with the spectral estimator we assume $\sqrt{r_h}$ to be approximately $\frac{1}{\sqrt{n}}$ as truncation level, since $u \in (0, \frac{1}{2})$. The truncation level is not optimal, but the work of [Figueroa-López and Mancini \[2017\]](#) proposed an optimal way for the truncation level using mean and conditional mean square error for the case of a one-dimensional Itô semimartingale.

The reliability of estimators (*spectral, truncated*) is summarized and assessed in the following table. For simplicity we take into consideration only the two extreme cases of dependency. In the first two rows we assume $\gamma = 0$, i.e., the dependency setting among the jump components. While in the last row we consider $\gamma = 1$, i.e., the jumps are totally independent.

Rates of convergence		
$r, r_1, r_2 \in [0, 2)$	TRC estimator	Spectral estimator
r_2 close to 1, r_1 small	$n^{-\frac{1}{2}}$	$n^{-\frac{1}{2}}$
r_1, r_2 close to 2	$n^{-\frac{1}{2}(1+\frac{r_2}{r_1}-r_2)}$	$(n \log n)^{\frac{r-2}{2}}$
r_1 small, r_2 close to 2	$n^{(\frac{r_2}{2}-1)}$	$(n \log n)^{\frac{r-2}{2}}$
Independent jumps	$n^{(\frac{r_2}{2}-1)}$	$n^{-\frac{1}{2}}$

Here we notice that when we assume a dependence structure among the jump components the spectral estimator achieves faster rates than the truncated estimator, when we assume infinite variation for both jump components. Notwithstanding, the truncated estimator establishes faster rates than the spectral estimator when only one jump component has infinite variation and its index activity is much bigger than the other one. Indeed, we observe that the higher the dependence degree, the higher the disturbing noise. Because the average weight of the small jumps is higher so is the disturbing noise when estimating the cointegrated volatility. This problem worsens the rate of convergence for the case of Truncated Realised Covariance and the spectral estimator. Finally, when we assume independence between jump components then the spectral estimator reaches a faster rate.

6.1. Numerical experiments.

In this section we test our estimates with Monte-Carlo experiments.¹ This means that we first have to simulate the sample paths of a bivariate Lévy process on $[0, 1]$.

Section 6 of Tankov [2003] suggested various simulation algorithms for Lévy processes. We extend here Algorithms 6.6, 6.5, 6.3 to a bivariate setting. In addition, we use the generalized shot noise method for series representation of a two-dimensional Lévy process of infinite variation introduced by Rosinski [1990].

We now perform Monte-Carlo tests of our spectral estimate $\widehat{C}_{12}^N(U_N)$, comparing it to the Truncated Realized Covariance (TRC) estimate \widehat{IC}_T of Mancini [2017] for a two-dimensional Itô semimartingale. To provide a balanced comparison, we will draw our observations from a process $X_t = B_t + J_t$, where B_t is a two-dimensional Brownian motion and J_t is a two-dimensional jump process. Its jumps are driven by a two-dimensional r -stable process. X_t thus models a process with both diffusion and jump components. In each run of our simulation, we will generate $N = 1000$ observations, corresponding to observations taken every $1/1000$ over a time interval $[0, 1]$.

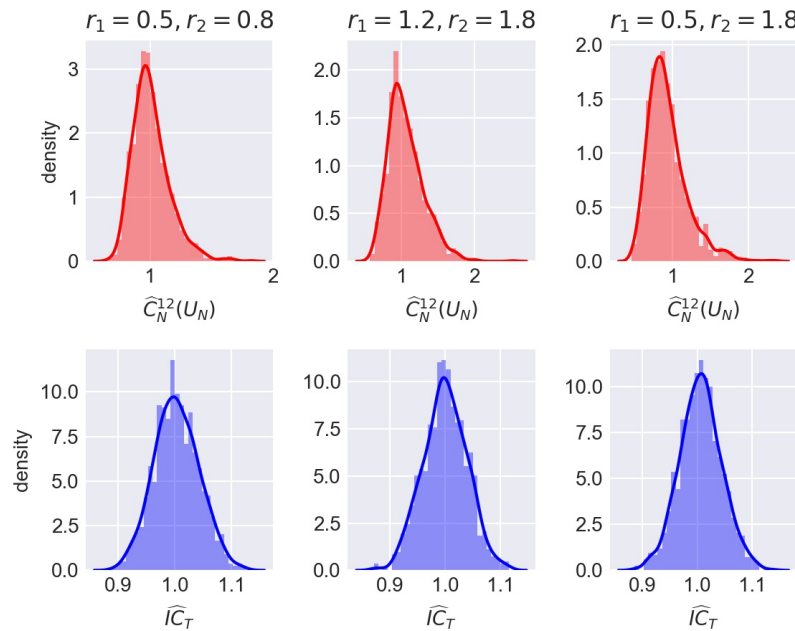


FIG 1. Simulated distributions of the estimates.

¹The interested reader can view the code at <https://github.com/KarinaPapayia/Co-integrated-volatility-multidimensional-Levy-processes>

The estimates $\widehat{C}_N^{12}(U_N)$ and \widehat{IC}_T depend on a number of parameters. We begin by considering the covariance matrix $C = \begin{pmatrix} 2 & 1 \\ 1 & 1 \end{pmatrix}$ for two correlated Brownian motions. In our simulations, the cointegrated volatility of X_t is equal to 1, and so we may choose the parameters accordingly. In our tests, we found the value $M = 4.229$ worked well for bounding from above the jump activity in the case of infinite variation jumps. In the case of \widehat{IC}_T we chose $h = 1/1000$, $u = 0.387$, and as truncation level $r_h = \left(\frac{1}{1000}\right)^{2*0.387}$. We found that this truncation level cuts the jumps bigger than $\left(\frac{1}{1000}\right)^{2*0.387}$, which means that almost all jumps were eliminated.

Figure 1 plots the simulated distributions of the estimates $\widehat{C}_N^{12}(U_N)$ and \widehat{IC}_T together with the density of a standard Gaussian distribution, shown as a solid line. We can see that in every choice for r_1, r_2 , the estimates are centered around 1, which is the expected theoretical cointegrated volatility.

Figure 2 plots the RMSEs of the estimates $\widehat{C}_N^{12}(U_N)$, \widehat{IC}_T against different choices for the index activity of the co-jumps. We study the performance of the estimates under finite, moderate, and infinite activity of co-jumps. We can see that, as N grows, the RMSE of the spectral estimate $\widehat{C}_N^{12}(U_N)$ is getting smaller compared with the truncated estimate. However, we observe that the RMSEs of the truncated estimate \widehat{IC}_T are smaller compared with the spectral estimate when $N = 1000$. We observe this behavior in Figure 2 for the truncated estimate

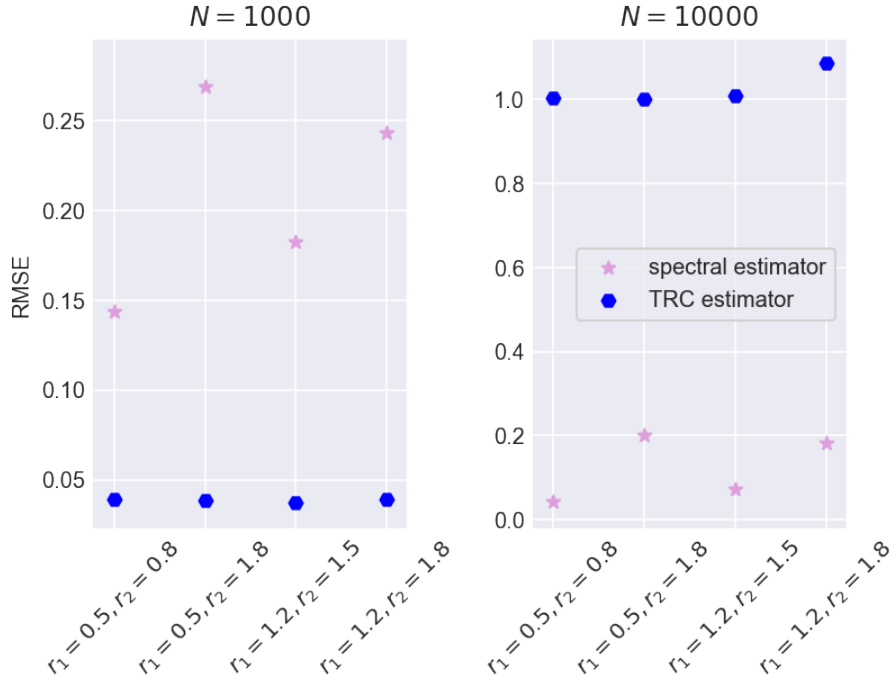


FIG 2. Simulated RMSEs of the estimates $\widehat{C}_N^{12}(U_N)$ and \widehat{IC}_T .

\widehat{IC}_T because of our choice of truncation level, which is not an optimal. While the threshold $r_h = \left(\frac{1}{1000}\right)^{2*0.387}$ works well for $N = 1000$, it does not work well when the number of observations is bigger, for example when $N = 10000$.

Figures 3, 4 give violin plots for the spectral estimate $\widehat{C}_N^{12}(U_N)$ under a number of choices for the amount of observations N and the index activity for the co-jumps, whilst Figures 5, 6 show violin plots for the truncated estimate \widehat{IC}_T under the same settings. The number of observations varies from 1000 to 10000 by step 1000. In Figure 3, we used as an index activity for the jumps $r_1 = 0.5$,

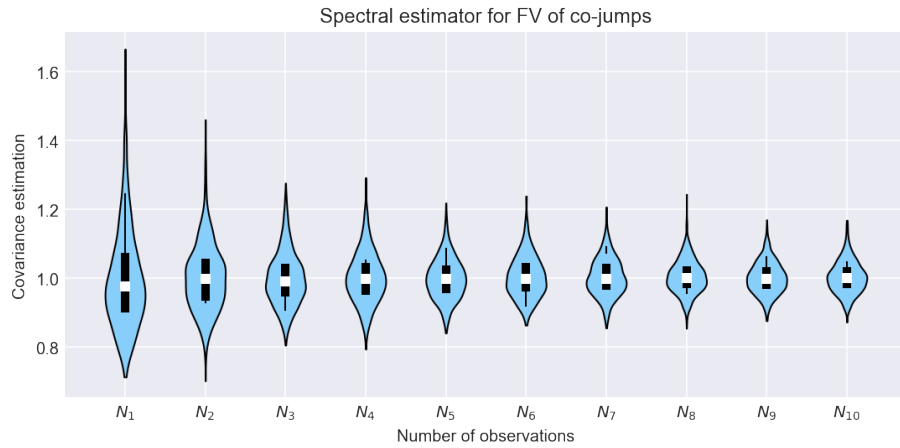


FIG 3. Violin plots for the estimates $\widehat{C}_N^{12}(U_N)$.

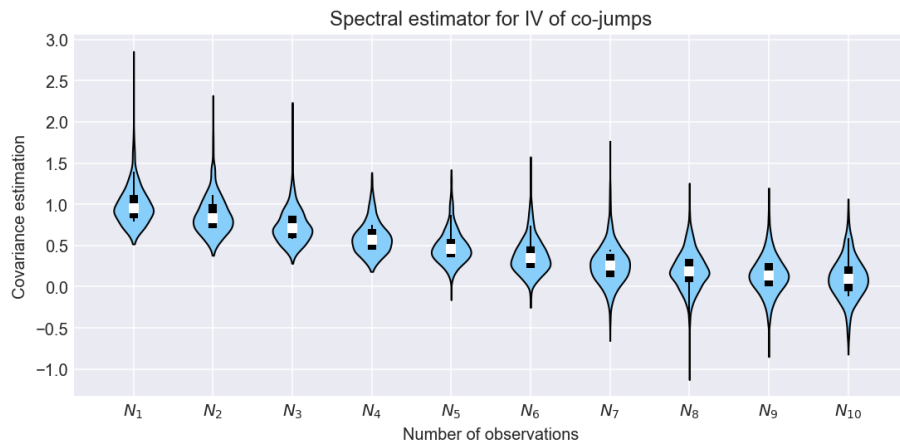


FIG 4. Violin plots for the estimates $\widehat{C}_N^{12}(U_N)$.

$r_2 = 0.8$, while in Figure 4 we set $r_1 = 1.2$ and $r_2 = 1.8$. In the case of $r_1 = 1.2$

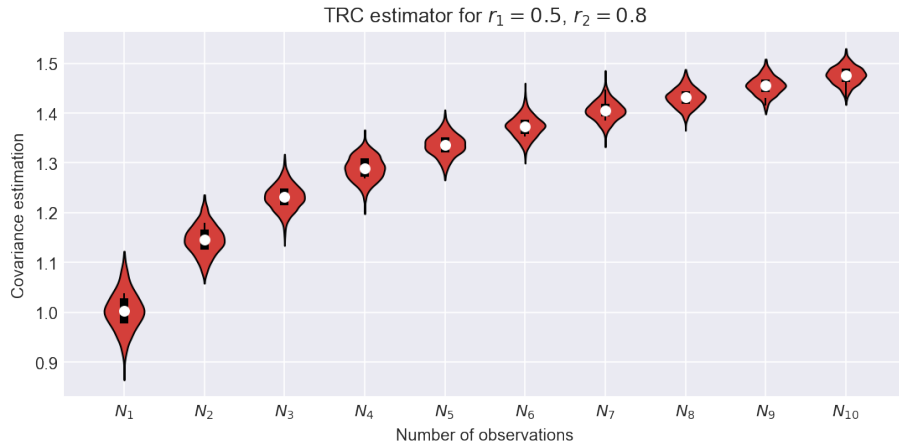


FIG 5. Violin plots for the estimates \widehat{IC}_T .

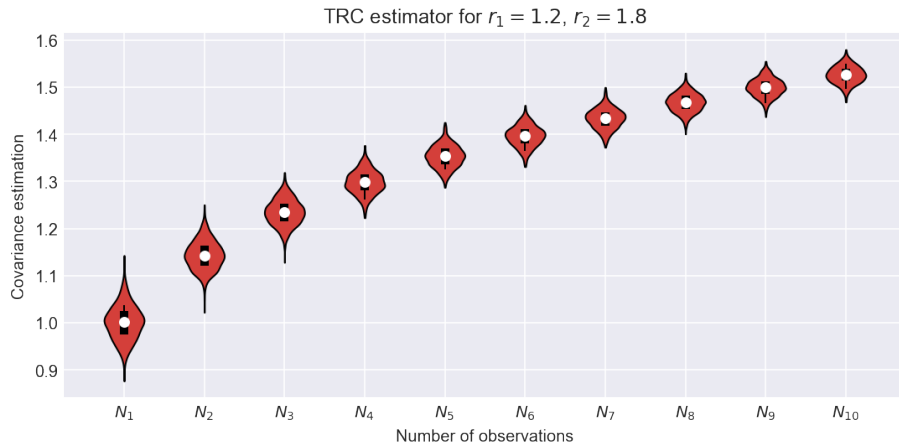


FIG 6. Violin plots for the estimates \widehat{IC}_T .

and $r_2 = 1.8$, we see that the estimation for the covariance slightly deviates from the center as N grows. Furthermore, the effect can be expected to disappear as N tends toward infinity. Figures 5 and 6 show again that the truncated estimate \widehat{IC}_T deviates strongly from the center as N grows, an expected effect due to the choice of truncation level. The chosen threshold works well for $N = 1000$ but not when N grows. We expect this effect to disappear once the optimal choice for the threshold r_h is established. Finally, U_N is the parameter which controls the frequency for our spectral estimate $\widehat{C}_N^{12}(U_N)$. In view of the form (4.11) for U_N we can find a constant to multiply which will give us the optimal choice for U_N . The results will still hold.

References

- Y. Aït-Sahalia and J. Jacod. Testing whether jumps have finite or infinite activity. *The Annals of Statistics*, pages 1689–1719, 2011.
- T. Andersen and T. Bollerslev. Answering the skeptics: Yes, standard volatility models do provide accurate forecasts. *International economic review*, pages 885–905, 1998.
- O. Barndorff-Nielsen and N. Shephard. Econometric analysis of realized volatility and its use in estimating stochastic volatility models. *Journal of the Royal Statistical Society: Series B (Statistical Methodology)*, 64(2):253–280, 2002.
- O. Barndorff-Nielsen and N. Shephard. Power and bipower variation with stochastic volatility and jumps. *Journal of financial econometrics*, 2(1):1–37, 2004.
- O. Barndorff-Nielsen and N. Shephard. Econometrics of testing for jumps in financial economics using bipower variation. *Journal of financial Econometrics*, 4(1):1–30, 2006.
- Denis Belomestny and Vladimir Panov. Abelian theorems for stochastic volatility models with application to the estimation of jump activity of volatility. 2012.
- Denis Belomestny and Markus Reiß. Spectral calibration of exponential lévy models. *Finance and Stochastics*, 10(4):449–474, 2006.
- Denis Belomestny and Markus Reiß. Estimation and calibration of lévy models via fourier methods. In *Lévy Matters IV*, pages 1–76. Springer, 2015.
- Denis Belomestny, Vladimir Panov, et al. Estimation of the activity of jumps in time-changed lévy models. *Electronic Journal of Statistics*, 7:2970–3003, 2013.
- Denis Belomestny et al. Spectral estimation of the fractional order of a lévy process. *The Annals of Statistics*, 38(1):317–351, 2010.
- M. Bibinger and M. Vetter. Estimating the quadratic covariation of an asynchronously observed semimartingale with jumps. *Annals of the Institute of Statistical Mathematics*, 67(4):707–743, 2015.
- M. Bibinger and L. Winkelmann. Econometrics of co-jumps in high-frequency data with noise. *Journal of Econometrics*, 184(2):361–378, 2015.
- R. Bracewell. *The Fourier transform and its applications*, volume 31999. McGraw-Hill New York, 1986.
- A. Bücher and M. Vetter. Nonparametric inference on lévy measures and copulas. *The Annals of Statistics*, 41(3):1485–1515, 2013.
- P. Carr, H. Geman, D. Madan, and M. Yor. The fine structure of asset returns: An empirical investigation. *The Journal of Business*, 75(2):305–332, 2002.
- K. Christensen, M. Podolskij, and M. Vetter. On covariation estimation for multivariate continuous itô semimartingales with noise in non-synchronous observation schemes. *Journal of Multivariate Analysis*, 120:59–84, 2013.
- A. Coca. Efficient nonparametric inference for discretely observed compound poisson processes. *Probability Theory and Related Fields*, 170(1-2):475–523, 2018.
- F. Comte and V. Genon-Catalot. Nonparametric estimation for pure jump

- lévy processes based on high frequency data. *Stochastic Processes and their Applications*, 119(12):4088–4123, 2009.
- F. Comte, C. Duval, and V. Genon-Catalot. Nonparametric density estimation in compound poisson processes using convolution power estimators. *Metrika*, 77(1):163–183, 2014.
- C. Duval and E. Mariucci. Compound poisson approximation to estimate the lévy density. *arXiv preprint arXiv:1702.08787*, 2017.
- E. Eberlein and A. Papapantoleon. Symmetries and pricing of exotic options in lévy models. *Exotic option pricing and advanced Lévy models*, pages 99–128, 2005.
- E. Figueroa-Lopez and C. Houdré. Nonparametric estimation for lévy processes with a view towards mathematical finance. *arXiv preprint math/0412351*, 2004.
- José E Figueroa-López and Cecilia Mancini. Optimum thresholding using mean and conditional mean square error. *arXiv preprint arXiv:1708.04339*, 2017.
- H. Geman. Pure jump lévy processes for asset price modelling. *Journal of Banking & Finance*, 26(7):1297–1316, 2002.
- J. Jacod and M. Reiß. A remark on the rates of convergence for integrated volatility estimation in the presence of jumps. *The Annals of Statistics*, 42(3):1131–1144, 2014.
- J. Kallsen and P. Tankov. Characterization of dependence of multidimensional lévy processes using lévy copulas. *Journal of Multivariate Analysis*, 97(7):1551–1572, 2006.
- E. Lehmann and J. Romano. *Testing statistical hypotheses*. Springer Science & Business Media, 2006.
- C. Mancini. Non-parametric threshold estimation for models with stochastic diffusion coefficient and jumps. *Scandinavian Journal of Statistics*, 36(2):270–296, 2009.
- C. Mancini. Truncated realized covariance when prices have infinite variation jumps. *Stochastic Processes and their Applications*, 127(6):1998–2035, 2017.
- O. Martin and M. Vetter. The null hypothesis of common jumps in case of irregular and asynchronous observations. *arXiv preprint arXiv:1712.07159*, 2017.
- M. Neumann and M. Reiß. Nonparametric estimation for lévy processes from low-frequency observations. *Bernoulli*, 15(1):223–248, 2009.
- R. Nickl, M. Reiß, J. Söhl, and M. Trabs. High-frequency donsker theorems for lévy measures. *Probability Theory and Related Fields*, 164(1):61–108, 2016.
- Jan Rosinski. On series representations of infinitely divisible random vectors. *Ann. Probab.*, 18(1):405–430, 01 1990. . URL <https://doi.org/10.1214/aop/1176990956>.
- P. Tankov. Processus de lévy en finance: Problèmes inverses et modélisation de dépendance.
- P. Tankov. *Financial modelling with jump processes*, volume 2. CRC press, 2003.
- V. Todorov and G. Tauchen. Volatility jumps. *Journal of Business & Economic Statistics*, 29(3):356–371, 2011.

- A. Tsybakov. Introduction to nonparametric estimation. revised and extended from the 2004 french original. translated by vladimir zaiats, 2009.
- L. Wu. Modeling financial security returns using lévy processes. *Handbooks in operations research and management science*, 15:117–162, 2007.