

On Finite 1-Dimensional Cellular Automata: Reversibility and Semi-reversibility

Kamalika Bhattacharjee^{a,*}, Sukanta Das^a

^a*Department of Information Technology, Indian Institute of Engineering Science and Technology, Shibpur, West Bengal, India 711103*

Abstract

Reversibility of a one-dimensional finite cellular automaton (CA) is dependent on lattice size. A finite CA can be reversible for a set of lattice sizes. On the other hand, reversibility of an infinite CA, which is decided by exploring the rule only, is different in its kind from that of finite CA. Can we, however, link the reversibility of finite CA to that of infinite CA? In order to address this issue, we introduce a new notion, named *semi-reversibility*. We classify the CAs into three types with respect to reversibility property – reversible, semi-reversible and strictly irreversible. A tool, *reachability tree*, has been used to decide the reversibility class of any CA. Finally, relation among the existing cases of reversibility is established.

Keywords: Cellular Automata (CAs), Rule Min Term (RMT), Reversibility, Semi-reversibility, Strictly Irreversibility, Reachability Tree

I. Introduction

The reversibility property of a cellular automaton (CA) refers to that each configuration of the CA has a unique predecessor. This implies, there is no loss of information during the evolution of the CA. It has direct correspondence with the reversibility of microscopic physical systems, implied by the laws of quantum mechanics. The reversible (or bijective) cellular automata (CAs) have been utilized in different domains, like simulation of natural phenomenon [1], cryptography [2], pattern generations [3], pseudo-random number generation [4], recognition of languages [5] etc. In this work, we are concentrating on reversibility for 1-dimensional CAs.

Classically cellular automata (CAs) are defined over infinite lattice. In classical literature, therefore, reversibility of a CA simply implies the reversibility of the CA, defined over infinite lattice. On the other hand, the issue of reversibility

*Corresponding author

Email addresses: kamalika.it@gmail.com (Kamalika Bhattacharjee),
sukanta@it.iiests.ac.in (Sukanta Das)

of finite CAs has gained the interest of researchers in last few decades due to various reasons. For finite CAs, lattice size along with a CA rule is a parameter to decide its reversibility. Hence, there is an ambiguity in the term “reversibility of a CA”, because the CA can be defined over finite as well as infinite lattice.

Additionally, reversibility of CAs under finite and infinite cases are two different issues which are not to be mixed up. There exist classical algorithms (e.g. [6, 7]) to decide reversibility of 1-dimensional infinite CAs. However, these classical algorithms do not work for finite CAs. Therefore, there is no apparent bridge between finite and infinite cases. The primary motivation of this paper is to inquire of a relation between these two cases.

1.1. Some Existing Results on Reversibility

While studying the reversibility (i.e. injectivity) of infinite and finite CAs over a given local map R , there are at least the following four cases:

Case 1: An infinite CA whose global function is injective on the set of “all infinite configurations”.

Case 2: An infinite CA whose global function is injective on the set of “all *periodic* configurations”. In one-dimension, a configuration x is periodic, or more precisely, spatially periodic if there exists $p \in \mathbb{N}$ such that $x_{i+p} = x_i$ for all $i \in \mathbb{Z}$.

Case 3: An infinite CA whose global function is injective on the set of “all finite configurations of length n ” for all $n \in \mathbb{N}$.

Case 4: A finite CA whose global function is injective on the set of “all configurations of length n ” for a fixed n .

Therefore, for a CA with a given local map R , there exists at least four types of global transition functions depending on the above four cases – let, G be the global transition function on the set of all infinite configurations, G_P be the global transition function on the set of periodic configurations, G_F be the global transition function on the set of finite configurations for all lattice size $n \in \mathbb{N}$ and G_n be the global transition function over a fixed lattice size n . For one-dimensional CAs, periodic boundary condition over configurations of length n , for all $n \in \mathbb{N}$ evidently implies periodic configurations. So, in this paper, by the global transition function on the set of periodic configurations, we mean both the notions and use result on any one of these to portray the other.

There are many interesting results regarding reversibility of 1-dimensional CAs, over a given local map R , for the first three cases:

Theorem 1. : *The following statements hold for 1-dimensional infinite CAs:*

1. *A CA, defined over infinite lattice, is reversible, if inverse of its global transition function G , G^{-1} is the global transition function of some (infinite) CA [8].*
2. *An infinite CA is reversible, if G is injective [8, 9].*

3. If G is injective, then G_F is surjective [9].
4. G_F is injective if and only if G is surjective [10, 11].
5. G_F is surjective if and only if it is bijective [12].
6. If G_F is surjective, then G_F is injective; but the converse is not true [9].
7. G is injective, if and only if G_P is injective [13].
8. If G_P is injective, then G is surjective [13].
9. G_P is surjective, if and only if G is surjective [13].
10. If G_P is injective, then G_P is surjective [13].
11. If G_P or G_F is surjective, then G is surjective [14].
12. If G is injective, then G_P and G_F are injective [14].
13. If G_P is injective, then G is injective [14].
14. If G is surjective, then G_P is surjective [14].

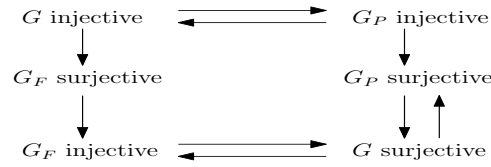


Figure 1: Relationship between Injectivity and Surjectivity properties of 1-dimensional CAs

The relation among G , G_F and G_P is shown in Figure 1. Therefore, for a one dimensional CA with local rule R , injectivity of G implies injectivity of G_F and G_P . However, Case 4, that is, reversibility for finite CAs, where G_n is injective over the set of all configurations of length n for a fixed n , is different from these three cases. In [15], an algorithm is presented which can decide reversibility of a d -state 3-neighborhood finite CA for a given lattice size n .

1.2. The Challenges

One can observe that, there is a both way implication between the injectivity of G_P and G (see Figure 1). That is, if a CA is injective over the set of all periodic configurations, it is also injective over the set of all infinite configurations and vice versa. Further, injectivity of an infinite CA implies reversibility of it. Hence, one can exploit the injectivity (or, bijectivity) of G_P over periodic configurations to deduce about injectivity (or, bijectivity) of G .

Moreover, injectivity of G_P implies injectivity of the CA over configurations of length n under periodic boundary condition for all $n \in \mathbb{N}$. But, injectivity of CAs over configurations of length n under periodic boundary condition is the Case 4, where the global transition function is G_n . Hence, by using injectivity of G_n for all $n \in \mathbb{N}$, we may extrapolate about injectivity of G_P . That is, by

exploiting reversibility of finite CAs with discrete n , we are targeting to infer about reversibility of CAs defined over infinite lattice.

But problem with this approach is, injectivity of G_n (Case 4) is dependent on the lattice size n . That is, for a Case 4 CA where number of states per cell is d and size of the neighborhood is m , we need to additionally know the lattice size to decide its reversibility. In fact, for many of these CAs, the set of discrete lattice sizes for which the CA is reversible is an infinite set. For instance, elementary CA (ECA) 101 is reversible if n is odd, but ECA 51 is reversible for any $n \in \mathbb{N}$. In [16–18], existence of elementary CAs (ECAs) and 2-neighborhood 3-state CAs which are reversible for infinite number of lattice sizes under periodic boundary condition are explored. However, classical reversibility of the infinite CAs referred by Case 1 as well as of Case 2 and 3 is independent of lattice size. So, to conclude about injectivity of G_P , and correspondingly about G and G_F , G_n has to be injective for every $n \in \mathbb{N}$.

There are many finite CAs (Case 4) which are reversible for some n ; that is, for a given local rule R , G_n is bijective for those n . However, as G_n is not bijective for all $n \in \mathbb{N}$, G_P is not bijective for those CAs. So, in classical sense, these CAs are irreversible when defined over infinite lattice, but reversible when its lattice size is finite. Therefore, when CA is defined over finite lattice, we get a new class of reversibility – reversible for some $n \in \mathbb{N}$. To deal with this class of CAs, we introduce the notion of *semi-reversibility*. Hence, there are three types of finite CAs – (1) CAs for which G_n is injective for each $n \in \mathbb{N}$, (2) CAs for which G_n is injective for some $n \in \mathbb{N}$, and (3) CAs for which G_n is not injective for each $n \in \mathbb{N}$.

The algorithm of [15] can decide reversibility of a finite CA with a local rule R for a given lattice size n . However, for a finite CA with a set of (possibly infinite) lattice sizes, one needs to check every lattice size n , to see whether the CA is reversible/irreversible for each n or some of these $n \in \mathbb{N}$. Nonetheless, if the set is not very small, it is very difficult to do such test. In this scenario, the following two questions arise –

1. Is it possible to understand the reversibility behavior of a finite CA by exploring the CA for some small, but sufficient lattice size n ?
2. What is the relation between reversibility of finite CA over fixed n (Case 4) to that of the other three cases?

This paper targets to answer these two questions for 1-dimensional d -state m -neighborhood CAs under periodic boundary condition. Our contributions are mainly the following:

1. Identification of *semi-reversible* CAs, which are classically treated as irreversible, but are reversible for a set (possibly infinite) of lattice sizes. Hence, we get a new classification of CAs – reversible, semi-reversible and *strictly* irreversible (Section III).
2. A tool named *reachability tree* is used to find the class of reversibility of a 1-dimensional CA. Hence, we decide the reversibility behavior of a CA for any $n \in \mathbb{N}$ from a finite size (Section IV).

3. Development of a scheme to decide (semi-)reversibility of a CA along with an expression to find the infinite set of sizes for which it is reversible (Section V).
4. Establishment of relation among the four cases of reversibility (Section VI).

II. Definitions: Basics

In this work, we consider 1-dimensional CA where the cells are arranged as a ring $\mathcal{L} = \mathbb{Z}/n\mathbb{Z}$ and each cell can assume any of the states of $S = \{0, 1, \dots, d-1\}$. The cells change their states depending on the present states of itself, its l_r number of consecutive left neighbors and r_r number of consecutive right neighbors. Therefore, the next-state function or local rule of the CA is $R : S^m \rightarrow S$, where $m = l_r + r_r + 1$. The local rule, or simply *rule*, however, can be expressed by a tabular form (see Table 1). Such a table has an entry for each m -tuple $\langle s_0, s_1, \dots, s_{m-1} \rangle$, corresponding to the m neighbors of a cell. This tuple is called as *Rule Min Term (RMT)* [15].

Definition 1. Let $R : S^m \rightarrow S$ be a rule, where $m = l_r + r_r + 1$. An input $\langle s_0, s_1, \dots, s_{m-1} \rangle$ to R is called as Rule Min Term (RMT).

Table 1: Some rules for $d = 3$ and $m = 3$.

RMT	222	221	220	212	211	210	202	201	200	122	121	120	112	111	110	102	101	100	022	021	020	012	011	010	002	001	000
	(26)	(25)	(24)	(23)	(22)	(21)	(20)	(19)	(18)	(17)	(16)	(15)	(14)	(13)	(12)	(11)	(10)	(9)	(8)	(7)	(6)	(5)	(4)	(3)	(2)	(1)	(0)
	0	1	2	0	1	2	1	2	0	0	1	2	2	1	0	1	0	2	2	0	1	0	2	1	1	0	2
R	2	0	1	0	1	2	2	1	0	2	0	1	0	1	2	2	1	0	2	0	1	0	1	2	2	1	0
	2	2	2	1	1	1	1	2	0	0	1	0	0	0	0	0	0	1	1	0	1	0	1	2	2	2	1
	1	0	2	2	2	1	0	1	0	1	0	2	2	2	1	0	1	0	1	0	2	2	2	1	0	1	0
	1	1	2	2	2	1	0	1	0	1	1	2	2	2	1	0	0	0	1	1	2	2	2	1	0	0	0

Each RMT is associated to a number $r = s_0 \times d^{m-1} + s_1 \times d^{m-2} + \dots + s_{m-2} \times d + s_{m-1}$, whereas $R(s_0, s_1, \dots, s_{m-1})$ is presented by $R[r]$. The number of possible RMTs for a CA is d^m . In this work, we present a rule in two ways – by a string “ $R[d^m - 1] \dots R[1]R[0]$ ”, or by its decimal equivalent. In case of ECAs, decimal numbers are used to present rules.

Definition 2. Let Σ be a set of symbols, and $k \geq 1$ be a number. Then, the de Bruijn graph is $B(k, \Sigma) = (V, E)$, where $V = \Sigma^k$ is the set of vertices, and $E = \{(ax, xb) | a, b \in \Sigma, x \in \Sigma^{k-1}\}$ is the set of edges.

A one-dimensional CA can also be represented by a de Bruijn graph $B(m-1, S)$, where each edge (ax, xb) of $B(m-1, S)$ depicts the overlapping sequence of nodes and $(axb) \in S^m$ [7]. Observe that, this overlapping sequence is equivalent to RMT. This graph has d^{m-1} number of nodes and d^m number of edges and is balanced in the sense that each vertex has both in-degree and out-degree k . Figure 2 represents a 3-neighborhood 3-state CA 012012120012210102201021102. For ease of understanding, each of the edges (ax, xb) is labeled by the overlapping sequence of the connecting nodes $(axb) / R(axb) \in S$.

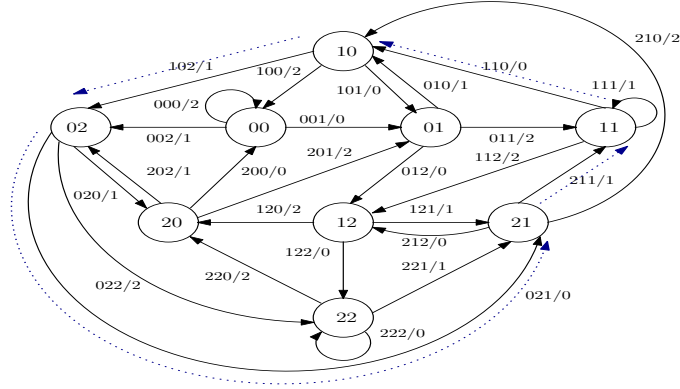


Figure 2: de Bruijn graph for a 3-neighborhood 3-state CA 012012120012210102201021102

Definition 3. A rule $R : S^m \rightarrow S$ is called **balanced** if it contains d^{m-1} number of RMTs for each of the d states possible for that CA; otherwise it is an **unbalanced** rule.

For example, the 3-neighborhood 3-state CA 012012120012210102201021102 (3^{rd} row of Table 1) is balanced, but the CA 112221010112221000112221000 (7^{th} row of Table 1) is unbalanced.

A configuration of a CA is a mapping $c : \mathcal{L} \rightarrow S$, which specifies the states of all cells. That means, if x is a configuration of an n -cell CA, then $x = (x_i)_{i \in \mathcal{L}}$, where x_i is the state of cell i . During evolution, a CA hops from one configuration to another. Let \mathcal{C}_n be the set of all configurations of an n -cell CA and $G_n : \mathcal{C}_n \rightarrow \mathcal{C}_n$ be its global transition function induced by the local rule R . Then,

$$y = G_n(x) = G_n(x_0 x_1 \cdots x_{n-1}) = (R(x_{i-l_r}, \cdots, x_i, \cdots, x_{i+r_r}))_{i \in \mathcal{L}}$$

Here, y is the successor of the configuration x . However, an alternative way of representing a configuration is *RMT sequence*.

Definition 4. Let $x = (x_i)_{i \in \mathcal{L}}$ be a configuration of a CA. The **RMT sequence** of x , denoted as \tilde{x} , is $(r_i)_{i \in \mathcal{L}}$ where r_i is the RMT $(x_{i-l_r}, \cdots, x_i, \cdots, x_{i+r_r})$.

We can also get an RMT sequence from a de Bruijn graph by traversing a cycle in the graph. For instance, let 1021 be a configuration of a 3-neighborhood 3-state CA with 4 cells. Then the RMT sequence corresponding to this configuration is a cycle of length 4 in the de Bruijn graph – $\langle 12(110), 11(102), 7(021), 22(211) \rangle$ (shown in directed dotted line in Figure 2). The next configuration for any configuration can, therefore, be found by traversing the de Bruijn graph. For example, the next configuration of the configuration 1021 for the CA of Figure 2 is 0101.

However, only a specific set of RMTs can be chosen after an RMT in an RMT sequence. For example, in an RMT sequence of 3-neighborhood 3-state

CAs, after RMT 12(110), either of the RMTs 9(100), 10(101) or 11(102) can exist. The set of RMTs, from which the next RMT in an RMT sequence is to be chosen, is called *sibling* RMTs. Similarly, the set of RMTs for which the next RMT is from the same sibling RMTs, is termed as *equivalent* RMTs. In the de Bruijn graph of a CA, d number of outgoing RMTs corresponding to each node are siblings to each other and d number of incoming RMTs to that node are equivalents to each other [15].

Definition 5. A set of d RMTs r_1, r_2, \dots, r_d of a d -state CA rule are said to be equivalent to each other if $r_1 d \equiv r_2 d \equiv \dots \equiv r_d d \pmod{d^m}$.

Definition 6. A set of d RMTs r'_1, r'_2, \dots, r'_d of a d -state CA rule are said to be sibling to each other if $\left\lfloor \frac{r'_1}{d} \right\rfloor = \left\lfloor \frac{r'_2}{d} \right\rfloor = \dots = \left\lfloor \frac{r'_d}{d} \right\rfloor$.

There are d^{m-1} sets of equivalent RMTs and d^{m-1} sets of sibling RMTs corresponding to the d^{m-1} nodes of de Bruijn graph. We define $Equi_i$ as a set of RMTs which contains RMT i and all of its equivalent RMTs. That is, $Equi_i = \{i, d^{m-1} + i, 2d^{m-1} + i, \dots, (d-1)d^{m-1} + i\}$, where $0 \leq i \leq d^{m-1} - 1$. Similarly, $Sibl_j$ represents a set of sibling RMTs where $Sibl_j = \{d \cdot j, d \cdot j + 1, \dots, d \cdot j + d - 1\}$ ($0 \leq j \leq d^{m-1} - 1$). That means, the set of sibling RMTs associated to any node i of de Bruijn graph is $Sibl_i$ and the set of equivalent RMTs associated with that node is $Equi_i$. Table 2 shows the relationship among the RMTs of 3-neighborhood 3-state CAs. An interesting relation is followed in the RMT sequence $(r_i)_{i \in \mathcal{L}}$: if $r_i \in Equi_j$, then $r_{i+1} \in Sibl_j$ ($0 \leq j \leq d^{m-1} - 1$).

Table 2: Relations among the RMTs for 3-neighborhood 3-state CA

#Set	Equivalent Set		#Set	Sibling Set	
	Equivalent RMTs	Decimal Equivalent		Sibling RMTs	Decimal Equivalent
$Equi_0$	000, 100, 200	0, 9, 18	$Sibl_0$	000, 001, 002	0, 1, 2
$Equi_1$	001, 101, 201	1, 10, 19	$Sibl_1$	010, 011, 012	3, 4, 5
$Equi_2$	002, 102, 202	2, 11, 20	$Sibl_2$	020, 021, 022	6, 7, 8
$Equi_3$	010, 110, 210	3, 12, 21	$Sibl_3$	100, 101, 102	9, 10, 11
$Equi_4$	011, 111, 211	4, 13, 22	$Sibl_4$	110, 111, 112	12, 13, 14
$Equi_5$	012, 112, 212	5, 14, 23	$Sibl_5$	120, 121, 122	15, 16, 17
$Equi_6$	020, 120, 220	6, 15, 24	$Sibl_6$	200, 201, 202	18, 19, 20
$Equi_7$	021, 121, 221	7, 16, 25	$Sibl_7$	210, 211, 212	21, 22, 23
$Equi_8$	022, 122, 222	8, 17, 26	$Sibl_8$	220, 221, 222	24, 25, 26

A configuration is *reachable* for a CA, if starting from a distinct initial configuration, that configuration can be reached in the evolution of the CA; otherwise it is *non-reachable*.

Definition 7. Let $x \in \mathcal{C}_n$ be a configuration of a CA with global transition function $G_n : \mathcal{C}_n \rightarrow \mathcal{C}_n$. The configuration x is called **reachable**, if there exists another configuration $y \in \mathcal{C}_n$, such that, $G_n(y) = x$. Otherwise, it is called **non-reachable**. Here, \mathcal{C}_n is the set of all configurations of length n .

For example, in Figure 3a, all configurations are reachable, because every configuration has a predecessor. However, for Figure 3b, the configurations

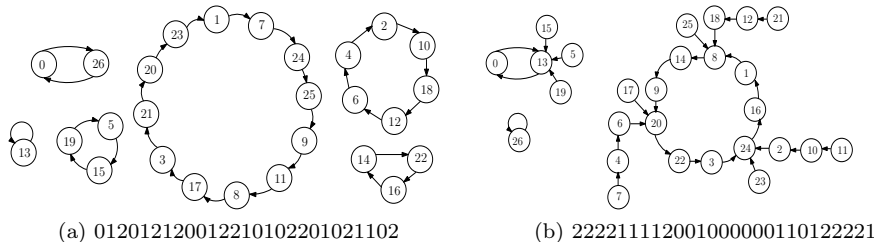


Figure 3: Configuration transition diagram for two 3-neighborhood 3-state CAs with 3 cells

5, 15, 19, 21, 25, 17, 7, 23 and 11 are non-reachable, as they can not be reached from any other configurations. It can be noted that, a CA can be in a non-reachable configuration, only if it is the initial configuration of the CA.

Definition 8. A finite CA of size n with global transition function $G_n : \mathcal{C}_n \rightarrow \mathcal{C}_n$ is **reversible**, if for each $x \in \mathcal{C}_n$, where \mathcal{C}_n is the set of all configurations of length n , there exists exactly one $y \in \mathcal{C}_n$, such that, $G_n(y) = x$. That is, the CA is reversible if G_n is a bijection. Otherwise, the CA is **irreversible** for that n .

In Figure 3a, the CA 012012120012210102201021102 is reversible for $n = 3$. Whereas, the CA 222211112001000000110122221 of Figure 3b is irreversible for $n = 3$. For this CA, the configurations 8, 20, 24 and 13 have multiple predecessors.

III. Reversibility and Semi-reversibility

For a finite CA of size n , reversibility is dependent on n . A CA is reversible for length n , if G_n is bijective, and irreversible, if G_n is not bijective over \mathcal{C}_n . Injectivity and surjectivity of G_n are not equivalent to that of G_P . Recall that, G_P is the global transition function on the set of all periodic configurations. If G_P is bijective for periodic configurations of length n , for all $n \in \mathbb{N}$, G_n is also bijective for an n , and if G_n is not bijective for a size n , then G_P is not bijective. However, if G_n is bijective for only some n , then, G_P is not a bijection. We are interested in inquiring about injectivity of G_P from injectivity of G_n . So, in order to relate G_n with G_P , we redefine the notion of reversibility and irreversibility of the CA.

Definition 9. A CA with rule R is called **reversible**, if G_n is bijective on the set of all configurations of length n , for each $n \in \mathbb{N}$.

Definition 10. A CA with rule R is called **strictly irreversible**, if G_n is not bijective on the set of all configurations of length n , for each $n \in \mathbb{N}$.

Definition 11. A CA with rule R is called **semi-reversible**, if G_n is bijective on the set of all configurations of length n , for some $n \in \mathbb{N}$.

The algorithms by Amoroso and Patt [6] as well as of Sutner [7], identify the reversible CAs of Definition 9 as reversible for infinite configurations and the strictly irreversible CAs of Definition 10 as irreversible for infinite configurations. These also identify semi-reversible CAs of Definition 11, as irreversible for infinite configurations. Therefore, if a CA with rule R is *reversible*, it is actually reversible for all cases (Case 1 to 4), that is, G_P , G and G_F as well as G_n for each $n \in \mathbb{N}$ are injective. Similarly, if a CA with local map R is *strictly irreversible*, it is irreversible for all cases, implying each of G_n , G_P , G and G_F is not injective.

Hence, finite CAs can be classified into three sets – (1) reversible, (2) strictly irreversible and (3) semi-reversible. Note that, by the term *reversible*, we mean a CA which is reversible for all sizes $n \in \mathbb{N}$ (Definition 9) and by the term *reversible for length n* , we mean a CA whose global function G_n is bijective for that length n . These two notions are used throughout this paper.

Theorem 2. : *A CA is strictly irreversible if and only if it is irreversible for $n = 1$.*

Proof :

If Part: Let us consider that a CA with rule R is irreversible for $n = 1$. That means, for the CA, there exists at least two configurations x and y such that $G_{|x|}(x) = G_{|y|}(y)$. As $|x| = |y| = 1$, because of periodic boundary condition, each of these configurations has only a single RMT of the form (x, x, \dots, x) and (y, y, \dots, y) , where, $x, y \in \{0, 1, 2, \dots, d - 1\}$.

Now, let p and q be two configurations of any length using the RMTs (x, x, \dots, x) and (y, y, \dots, y) respectively; that is, $p = x^k$ and $q = y^k$ where $k \in \mathbb{N}$. Therefore, $G_{|p|}(p) = G_{|x^k|}(x^k) = (G_{|x|}(x))^k = (G_{|y|}(y))^k = G_{|y^k|}(y^k) = G_{|q|}(q)$. So, for any CA size $n \in \mathbb{N}$, there exists at least two configurations p and q which have same successor. Hence, the CA is irreversible for each $n \in \mathbb{N}$; that is, it is strictly irreversible.

Only if Part: Assume that a CA is strictly irreversible. Obviously, it is irreversible for $n = 1$.

□

Corollary 1. : *Let R be the rule of a CA. The CA is strictly irreversible if and only if there exists two RMTs r and s , such that $R[r] = R[s]$, where $r = (x, x, \dots, x)$ and $s = (y, y, \dots, y)$, $x, y \in S$.*

Example 1. For any n -cell ECA, if RMT 0 and RMT 7 have same next state values, that is, $R[0] = R[7]$, the CA is strictly irreversible. For instance, the ECAs 90(01011010) and 30(00011110) are strictly irreversible.

Table 3 gives the minimal rules (for the minimal ECA rules and their equivalents, see pages 485–557 of [19]) for reversible, strictly irreversible and semi-reversible ECAs. There are only 6 ECA rules, which are reversible according

Table 3: The reversible, strictly irreversible and semi-reversible rules of ECAs. Here, only minimal representation [19] of the rules are written and non-trivial semi-reversible rules are represented in bold face

Reversible ECAs	15 51 170 204
Strictly Irreversible ECAs	0 2 4 6 8 10 12 14 18 22 24 26 28 30 32 34 36 38 40 42 44 46 50 54 56 58 60 62 72 74 76 78 90 94 104 106 108 110 122 126 130
Semi-reversible ECAs	1 3 5 7 9 11 13 19 25 33 35 37 41 73 23 27 29 43 45 57 77 105 128 132 134 136 138 140 142 146 150 152 154 156 160 162 164 168 172 178 184 200 232

to Definition 9 and 128 rules which are strictly irreversible (irreversible for each $n \in \mathbb{N}$). Other 122 rules are semi-reversible (reversible for some $n \in \mathbb{N}$).

If a CA is irreversible for $n = 1$, it is strictly irreversible (Theorem 2). Otherwise, it is either reversible for each $n \in \mathbb{N}$, or semi-reversible. However, among these semi-reversible CAs, some CAs may be present, which are reversible only for a (small) finite set of sizes, and irreversible for an infinite set of sizes. We name such CAs as *trivially* semi-reversible CAs.

Definition 12. A CA is *trivially* semi-reversible, if the CA is semi-reversible for a finite set of sizes.

In Table 3, the semi-reversible rules written in plain face are trivial semi-reversible rules. Many of these rules are unbalanced and all of the CAs are not surjective when defined over infinite lattice. However, some CAs exist which are not trivial semi-reversible. For them, an infinite number of sizes exist for which the CA is reversible. In Table 3, such CAs are marked by bold face. We call these CAs *non-trivial* semi-reversible CAs.

Definition 13. A semi-reversible CA is *non-trivial*, if the CA is semi-reversible for an infinite set of sizes.

Example 2. The ECA rules 45 (00101101) and 154 (10011010) are reversible for $n = 1, 3, 5, 7, \dots$, that is, when n is odd. The rules 105 (01101001) and 150 (10010110) are reversible for $n = 1, 2, 4, 5, 7, 8, \dots$, that is, when $n \neq 3k$, $k \in \mathbb{N}$. Hence, these are *non-trivial* semi-reversible CAs. However, the trivial semi-reversible ECA rules 23 (00010111) and 232 (11101000) are reversible for $n = 1$ and 2 only, rule 27 (00011011) is reversible for $n = 1$ and 3 only and rules 29 (00011101), 43 (00101011), 57 (00111001), 77 (01001101), 142 (10001110), 156 (10011100), 172 (10101100), 178 (10110010) and 184 (10111000) are reversible only for $n = 1, 2$ and 3.

Let us consider two 4-neighborhood 2-state CAs 0101101010101001 and 1011010011110000. The first one is trivially semi-reversible, as it is reversible for only $n \in \{1, 2\}$, whereas the other one is non-trivially semi-reversible because it is reversible for each odd n .

From the discussion of this section, it is evident that, strictly irreversible CAs can be identified beforehand by observing the RMTs (x, x, \dots, x) , $x \in S$.

If two such RMTs have same next state value, the CA is strictly irreversible. However, the following questions need to be addressed:

1. How can we identify whether a finite CA is reversible for each $n \in \mathbb{N}$ from bijectivity of G_n for some n ?
2. Can we identify non-trivial semi-reversibility of a CA from a G_n and list the n for which the CA is reversible? These non-trivial semi-reversible CAs are of interest to us. Obviously, for each of these CAs, infinite number of sizes exist for which the CA is reversible. So, our target is to find this infinite set of sizes by some expression(s).
3. How can we identify a trivially semi-reversible CA?

To address these questions, we use a tool, named reachability tree, as discussed in the next section.

IV. The Reachability Tree and Reversibility

In this section, we use a discrete mathematical tool, named *reachability tree*, to analyze the reversibility behavior of any 1-D finite CA. Reachability tree depicts all reachable configurations of an n -cell CA and helps to efficiently decide whether a given n -cell CA is reversible or not. It is first introduced for binary CAs in [20] and then for d -state CAs in [15]. For an m -neighborhood d -state CA, the reachability tree can be defined as following –

Definition 14. *Reachability tree of an n -cell m -neighborhood d -state CA is a rooted and edge-labeled d -ary tree with $(n+1)$ levels where each node $N_{i,j}$ ($0 \leq i \leq n$, $0 \leq j \leq d^i - 1$) is an ordered list of d^{m-1} sets of RMTs, and the root $N_{0,0}$ is the ordered list of all sets of sibling RMTs. We denote the edges between $N_{i,j}$ ($0 \leq i \leq n-1$, $0 \leq j \leq d^i - 1$) and its possible d children as $E_{i,dj+x} = (N_{i,j}, N_{i+1,dj+x}, l_{i,dj+x})$ where $l_{i,dj+x}$ is the label of the edge and $0 \leq x \leq d-1$. Like nodes, the labels are also ordered list of d^{m-1} sets of RMTs. Let us consider that $\Gamma_p^{N_{i,j}}$ is the p^{th} set of the node $N_{i,j}$, and $\Gamma_q^{E_{i,dj+x}}$ is the q^{th} set of the label on edge $E_{i,dj+x}$ ($0 \leq p, q \leq d^{m-1} - 1$). So, $N_{i,j} = (\Gamma_p^{N_{i,j}})_{0 \leq p \leq d^{m-1} - 1}$ and $l_{i,dj+x} = (\Gamma_q^{E_{i,dj+x}})_{0 \leq q \leq d^{m-1} - 1}$. Following are the relations which exist in the tree:*

1. [For root] $N_{0,0} = (\Gamma_k^{N_{0,0}})_{0 \leq k \leq d^{m-1} - 1}$, where $\Gamma_k^{N_{0,0}} = Sibl_k$.
2. $\forall r \in \Gamma_k^{N_{i,j}}$, r is included in $\Gamma_k^{E_{i,dj+x}}$, if $R[r] = x$, ($0 \leq x \leq d-1$), where R is the rule of the CA. That means, $\Gamma_k^{N_{i,j}} = \bigcup_x \Gamma_k^{E_{i,dj+x}}$, ($0 \leq k \leq d^{m-1} - 1$, $0 \leq i \leq n-1$, $0 \leq j \leq d^i - 1$).
3. $\forall r$, if $r \in \Gamma_k^{E_{i,dj+x}}$, then RMTs of $Sibl_p$, that is $\{d.r \pmod{d^m}, d.r + 1 \pmod{d^m}, \dots, d.r + (d-1) \pmod{d^m}\}$ are in $\Gamma_k^{N_{i+1,dj+x}}$, where $0 \leq x \leq d-1$, $0 \leq i \leq n-1$, $0 \leq j \leq d^i - 1$ and $r \equiv p \pmod{d^{m-1}}$.

4. [For level $n-\iota$, $1 \leq \iota \leq m-1$] $\Gamma_k^{N_{n-\iota,j}} = \{y \mid \text{if } r \in \Gamma_k^{E_{n-\iota-1,j}} \text{ then } y \in \{d.r \pmod{d^m}, d.r+1 \pmod{d^m}, \dots, d.r+(d-1) \pmod{d^m}\} \cap \{i, i+d^{m-\iota}, i+2d^{m-\iota}, \dots, i+(d^\iota-1)d^{m-\iota}\}\}$, where $i = \lfloor \frac{k}{d^{\iota-1}} \rfloor$, $0 \leq k \leq d^{m-1} - 1$ and $0 \leq j \leq d^{n-\iota} - 1$.

Note that, the nodes of level $n-\iota$, $1 \leq \iota \leq m-1$, are different from other intermediate nodes (Points 4 of Definition 14). At level $n-\iota$, $1 \leq \iota \leq m-1$, only some specific RMTs can be present, these RMTs are called *valid* RMTs for this level. In a reachability tree, the root is at level 0 and the leaves are at level n . A sequence of edges from root to leaf, $\langle E_{0,j_1}, E_{1,j_2}, \dots, E_{n-1,j_n} \rangle$, where $0 \leq j_i \leq d^i - 1$, $1 \leq i \leq n$, constitutes an RMT sequence, where each edge represents a cell's state. If an edge (resp. node) has no RMT, then it is non-reachable edge (resp. node) and represents a non-reachable configuration.

Example 3. The reachability tree for a 5-cell 4-neighborhood 2-state CA with rule 1010101010101010 is shown in Figure 4. The details of the nodes and edges for this reachability tree is shown in Table 4. This tree contains no non-reachable nodes or edges, so the tree is complete. One reachable configuration 11010 is represented by the sequence $\langle E_{0,1}, E_{1,3}, E_{2,6}, E_{3,13}, E_{4,26} \rangle$.

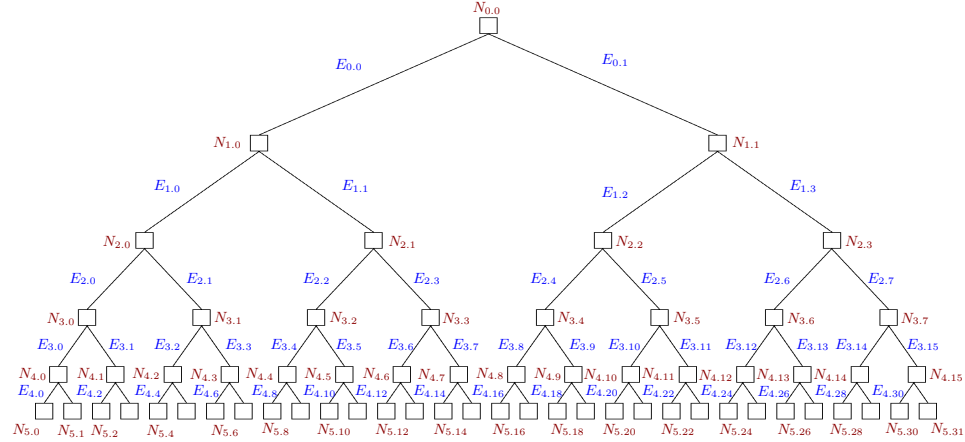


Figure 4: Reachability tree for 4-neighborhood 2-state 5-cell CA 10101010101010

Table 4: Reachability Tree for CA 4-neighborhood 2-state CA 1010101010101010 (Figure 4) with $n = 5$

Level	Nodes	Edges
0	$N_{0,0} = (\{0, 1\}, \{2, 3\}, \{4, 5\}, \{6, 7\}, \{8, 9\}, \{10, 11\}, \{12, 13\}, \{14, 15\})$	NA
1	$N_{1,0} = (\{0, 1\}, \{4, 5\}, \{8, 9\}, \{12, 13\}, \{0, 1\}, \{4, 5\}, \{8, 9\}, \{12, 13\})$	$E_{0,0} = (\{0\}, \{2\}, \{4\}, \{6\}, \{8\}, \{10\}, \{12\}, \{14\})$
	$N_{1,1} = (\{2, 3\}, \{6, 7\}, \{10, 11\}, \{14, 15\}, \{2, 3\}, \{6, 7\}, \{10, 11\}, \{14, 15\})$	$E_{0,1} = (\{1\}, \{3\}, \{5\}, \{7\}, \{9\}, \{11\}, \{13\}, \{15\})$

Continued on next page

Table 4 – Continued from previous page

Level	Nodes	Edges
	$N_{5.31} = (\emptyset, \emptyset, \emptyset, \emptyset, \emptyset, \emptyset, \emptyset, \{14, 15\})$	$E_{4.31} = (\emptyset, \emptyset, \emptyset, \emptyset, \emptyset, \emptyset, \emptyset, \{15\})$

In a reachability tree, some nodes are *balanced*, some are not.

Definition 15. A node is called **balanced** if it has equal number of RMTs corresponding to each of the d -states possible; otherwise it is **unbalanced** [15].

For instance, all nodes of the balanced rule (see Definition 3) 10101010101010 of Example 3 are balanced.

IV.1. Reversibility Theorems for Reachability Tree

Here, we explore reachability tree to report the conditions it needs to fulfill to represent a reversible CA of size n . See Appendix for proofs of these theorems.

Theorem 3. : The reachability tree of a finite reversible CA of length n ($n \geq m$) is complete.

Theorem 4. : The reachability tree of a finite CA of length n ($n \geq m$) is complete if and only if

1. The label $l_{n-\iota,j}$, for any j , contains only $d^{\iota-1}$ RMTs, where $1 \leq \iota \leq m-1$; that is,

$$\left| \bigcup_{0 \leq k \leq d^{m-1}-1} \Gamma_k^{E_{n-\iota,j}} \right| = d^{\iota-1}$$

2. Each other label $l_{i,j}$ contains d^{m-1} RMTs, where $0 \leq i \leq n-m$; that is,

$$\left| \bigcup_{0 \leq k \leq d^{m-1}-1} \Gamma_k^{E_{i,j}} \right| = d^{m-1}$$

Corollary 2. : The nodes of a reachability tree of a reversible CA of length n ($n \geq m$) contains

1. d RMTs, if the node is in level n , i.e. $\left| \bigcup_{0 \leq k \leq d^{m-1}-1} \Gamma_k^{N_{n,j}} \right| = d$ for any j .
2. d^ι RMTs, if the node is at level $n-\iota$ i.e., $\left| \bigcup_{0 \leq k \leq d^{m-1}-1} \Gamma_k^{N_{n-\iota,j}} \right| = d^\iota$ for any j , where $1 \leq \iota \leq m-1$.
3. d^m RMTs for all other nodes $N_{i,j}$, $\left| \bigcup_{0 \leq k \leq d^{m-1}-1} \Gamma_k^{N_{i,j}} \right| = d^m$ where $0 \leq i \leq n-m$.

Corollary 3. : The nodes of the reachability tree of an n -cell ($n \geq m$) reversible CA are balanced.

Corollary 4. : Let R be the rule of a CA. Now, the CA is trivially semi-reversible (irreversible for each $n \geq m$) if the following conditions are satisfied–

1. R is unbalanced and
2. no two RMTs r and s exist, such that $r = (x, x \cdots, x)$ and $s = (y, y, \cdots, y)$, $x, y \in S$ and $R[r] = R[s]$.

Reachability tree helps to identify whether a CA is reversible for a size n . If the reachability tree of an n -cell CA has all possible edges/nodes, then this implies that, all configurations are reachable for the CA. That is, if the tree is complete, the CA is reversible for that cell length n (see Theorem 3). However, for a CA to be reversible for an n , ($n \geq m$), the reachability tree needs to satisfy the following two conditions –

1. The nodes of the reachability tree are to be balanced.
2. Each node of level n is to have d RMTs, each node of level $n - \iota$, $1 \leq \iota \leq m - 1$, is to contain d^ι RMTs, whereas all other nodes are to be made with d^m RMTs.

For instance, the tree of Figure 4 is complete. Further, each node and edge of the reachability tree satisfies the above reversibility conditions. So, by Theorem 3 and Theorem 4, the CA is reversible for $n = 5$.

IV.2. Minimized Reachability Tree

However, for very large n , the tree grows exponentially with large number of nodes, so it becomes impossible to deal with. Nevertheless, one can observe that, in a reachability tree, some nodes are similar to each other. For example,

1. if $N_{i,j} = N_{i,k}$ when $j \neq k$ for any i , then both the nodes are roots of two similar sub-trees. So, we can proceed with only one node. Similarly, if $l_{i,j} = l_{i,k}$ ($j \neq k$), then also we can proceed with only one edge.
2. if $N_{i,j} = N_{i',k}$ when $i > i'$, $0 \leq i, i' \leq n - \iota - 1$ and $1 \leq \iota \leq m - 1$, then the nodes that follow $N_{i',k}$ are similar with the nodes followed by $N_{i,j}$. Therefore, we need not to explicitly develop the sub-tree of $N_{i,j}$.

It is observed that after few levels, no unique node is generated. So, for arbitrary large n , we need not to develop the whole tree, rather, the *minimized reachability tree* [15] is developed which stores only the *unique* nodes generated in the tree. Here, the steps of forming the minimized tree (consisting of all possible unique nodes for the CA) are enlisted briefly.

Step 1: Form the root $N_{0,0}$ of the tree. Set index of level, $i \leftarrow 0$ and set of levels of node $N_{0,0} \leftarrow \{0\}$. As root is always unique, move to the next level.

Step 2: For each node \mathcal{N} of level i ,

1. Find the children of \mathcal{N} for level $i + 1$
2. For each child node, say, $N_{i+1,j}$, check whether it is unique or not –

- (a) If $N_{i+1,j} = N_{i+1,k}$ when $j > k$, then both the nodes are roots of two similar sub-trees. So, we discard $N_{i+1,j}$ and add a link from the parent node \mathcal{N} to $N_{i+1,k}$.
 - (b) If $N_{i+1,j} = N_{i',k}$ when $i + 1 > i'$, then the nodes that follow $N_{i',k}$ are similar with the nodes followed by $N_{i+1,j}$. Therefore, we discard $N_{i+1,j}$ and add a link from \mathcal{N} to $N_{i',k}$. The level of node $N_{i',k}$ is updated by adding $i + 1$ with the existing set of levels. For example, say, $N_{i',k}$ was present only in level i' , then the previous set of levels of $N_{i',k}$ is $\{i'\}$. This set is now updated as $\{i', i + 1\}$. In this case, a *loop* is embodied between levels $i + 1$ and i' . Presence of this loop is indicated by this set of levels of node $N_{i',k}$.
 - (c) Otherwise, the node $N_{i+1,j}$ is unique. Add this node in the minimized reachability tree and update its set of levels according to the set of levels of the parent node \mathcal{N} .
3. Whenever, a new level is added to the set of levels of an existing node \mathcal{N}' of the minimized tree, the set of levels for each node of the subtree of \mathcal{N}' are updated according to the new set of levels of \mathcal{N}' .

Step 3: If a new node is added in the tree, update $i \leftarrow i + 1$ and go to Step 2.

Step 4: If no new node is added in the tree, construction of the minimized reachability tree is complete.

Strictly speaking, the minimized reachability tree is not a tree; rather, it is a directed graph, and the directions are necessary to reconstruct the original tree. In our further discussion, however, we call it as tree. Nevertheless, if n_0 is the level when the last unique node is added in the minimized reachability tree corresponding to a CA, then, for any $n \geq n_0$, the minimized tree for the CA does not change. However, if $n < n_0$, then we need to develop the minimized reachability tree up to level $n - m$ and generate nodes of $n - \iota$, $1 \leq \iota \leq m - 1$ according to Point 3 of Definition 14.

In the minimized tree, if a node \mathcal{N} is generated in level i as well as level i' , $i' \geq i$, then the unique node of level i gets two node levels $\{i, i'\}$ and a loop of length $(i' - i)$ is associated with the node. This loop implies that the node reappears at levels on the arithmetic series $i + (i - i')$, $i + 2(i - i')$, $i + 3(i - i')$, etc. Moreover, a node \mathcal{N} can be part of more than one loop, which implies that, \mathcal{N} can appear at levels implied by each of the loops. However, if we observe in more detail, we can find that, although every loop confirms presence of \mathcal{N} , but all loops are not significant in the tree. We need to keep only the relevant loops in the tree and discard the other loops.

Example 4. Consider the minimized reachability tree of ECA 75(01001011) shown in Figure 5. Details of nodes of the minimized tree along with the updated levels associated with each node is shown in Table 5. The minimized tree has only 21 nodes and the height of the tree is 5. Therefore, for each $n \geq 5$, the minimized tree remains the same and conveys all information regarding

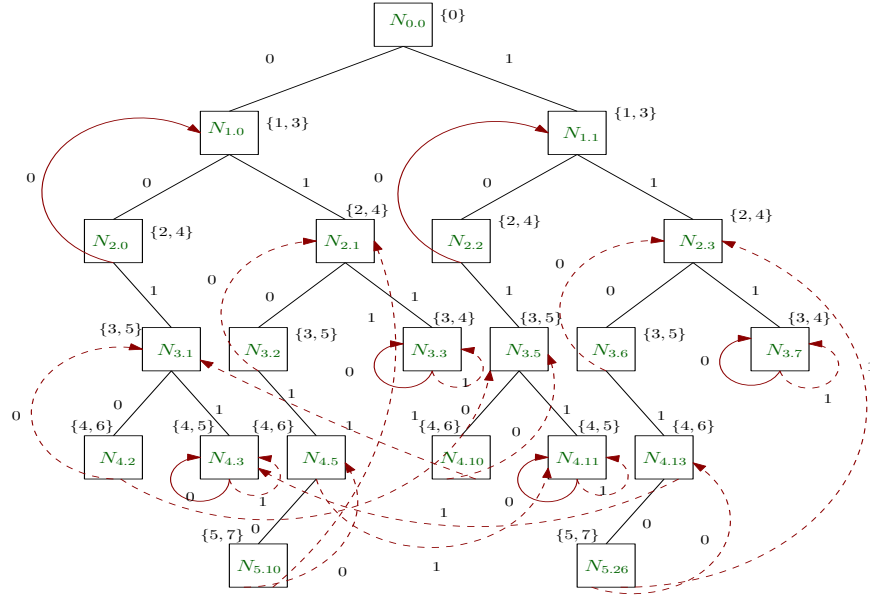


Figure 5: Minimized reachability tree of ECA 75(01001011)

reversibility of the CA for that n . Here, most of the nodes of the minimized tree has multiple levels associated with it reflecting the loops. In Figure 5, the irrelevant loops in the tree are shown in dashed line.

Table 5: Details of minimized tree for ECA rule 75(01001011)

i	Unique Node	Level of the Node	Unbalanced for level?	Irreversibility Expression
0	$N_{0,0} = (\{0,1\}, \{2,3\}, \{4,5\}, \{6,7\})$	{0}	NA	NA
1	$N_{3,0} \equiv N_{1,0} = (\emptyset, \{4,5\}, \{0,1,2,3\}, \{6,7\})$	{1,3}	$n-1$	$n=2j+2$
	$N_{3,4} \equiv N_{1,1} = (\{0,1,2,3\}, \{6,7\}, \emptyset, \{4,5\})$	{1,3}	$n-1$	$n=2j+2$
2	$N_{2,0} = (\emptyset, \{0,1,2,3\}, \{4,5\}, \{6,7\})$	{2,4}	$n-2$	$n=2j+4$
	$N_{6,21} \equiv N_{4,4} \equiv N_{2,1} = (\emptyset, \emptyset, \{0,1,2,3,6,7\}, \{4,5\})$	{2,4}	No	NA
	$N_{2,2} = (\{4,5\}, \{6,7\}, \emptyset, \{0,1,2,3\})$	{2,4}	$n-2$	$n=2j+4$
3	$N_{6,53} \equiv N_{4,12} \equiv N_{2,3} = (\{0,1,2,3,6,7\}, \{4,5\}, \emptyset, \emptyset)$	{2,4}	$n-2$	$n=2j+4$
	$N_{5,21} \equiv N_{5,4} \equiv N_{3,1} = (\emptyset, \{0,1,2,3,6,7\}, \emptyset, \{4,5\})$	{3,5}	$n-1$	$n=2j+4$
	$N_{3,2} = (\emptyset, \emptyset, \{4,5,6,7\}, \{0,1,2,3\})$	{3,5}	$n-1$	$n=2j+4$
	$N_{4,7} \equiv N_{4,6} \equiv N_{3,3} = (\emptyset, \emptyset, \{0,1,2,3,4,5,6,7\}, \emptyset)$	{3,4}	No	NA
	$N_{5,20} \equiv N_{5,5} \equiv N_{3,5} = (\emptyset, \{4,5\}, \emptyset, \{0,1,2,3,6,7\})$	{3,5}	$n-1$	$n=2j+4$
	$N_{3,6} = (\{4,5,6,7\}, \{0,1,2,3\}, \emptyset, \emptyset)$	{3,5}	No	NA
4	$N_{4,15} \equiv N_{4,14} \equiv N_{3,7} = (\{0,1,2,3,4,5,6,7\}, \emptyset, \emptyset, \emptyset)$	{3,4}	No	NA
	$N_{4,2} = (\emptyset, \{4,5,6,7\}, \emptyset, \{0,1,2,3\})$	{4,6}	$n-2$	$n=2j+6$
	$N_{5,27} \equiv N_{5,7} \equiv N_{5,6} \equiv N_{4,3} = (\emptyset, \{0,1,2,3,4,5,6,7\}, \emptyset, \emptyset)$	{4,5}	No	NA
	$N_{6,20} \equiv N_{4,5} = (\emptyset, \emptyset, \{4,5\}, \{0,1,2,3,6,7\})$	{4,6}	No	NA
	$N_{4,10} = (\emptyset, \{0,1,2,3\}, \emptyset, \{4,5,6,7\})$	{4,6}	No	NA
5	$N_{5,23} \equiv N_{5,22} \equiv N_{5,11} \equiv N_{4,11} = (\emptyset, \emptyset, \emptyset, \{0,1,2,3,4,5,6,7\})$	{4,5}	No	NA
	$N_{6,52} \equiv N_{4,13} = (\{4,5\}, \{0,1,2,3,6,7\}, \emptyset, \emptyset)$	{4,6}	No	NA
	$N_{5,10} = (\emptyset, \emptyset, \{0,1,2,3\}, \{4,5,6,7\})$	{5,7}	$n-1$	$n=2j+6$
	$N_{5,26} = (\{0,1,2,3\}, \{4,5,6,7\}, \emptyset, \emptyset)$	{5,7}	No	NA

IV.3. Minimized Tree and Reversibility for all $n \in \mathbb{N}$

Number of possible unique nodes for a CA is fixed and finite. So, the minimized reachability tree of a CA with any $n \geq n_0$, $n \in \mathbb{N}$, is always of finite height. (Here, while constructing minimized tree for a CA, our target is to draw the tree with all possible unique nodes in the CA, without considering the *special* levels $n - \iota$, $1 \leq \iota \leq m - 1$. This is because, these special levels can be identified from this minimized tree, as discussed below.) Therefore, a CA with any number of cells can also be represented by its minimized reachability tree of fixed height having only the unique nodes. This minimized tree is instrumental in relating reversibility of infinite CAs with that of finite CAs.

For a finite CA with fixed size n , the reversibility of the CA for that n can be decided by using the minimized reachability tree. To decide this, we check whether any node at any level l , $1 \leq l \leq n$, violates any reversibility conditions. To find the nodes of a level p , we take help of the loops in the tree. For instance, if a node \mathcal{N} has three levels associated with it- $\{i, i', i''\}$, $i'' > i' > i$, then, it can be present in level p , if $(p - i) \equiv 0 \pmod{(i' - i)}$, or $(p - i) \equiv 0 \pmod{(i'' - i)}$. Therefore, by this procedure, we can identify the nodes of level $n - \iota$, $1 \leq \iota \leq m - 1$. A node can be present in level $n - \iota$, if $(n - \iota - i) \equiv 0 \pmod{(i' - i)}$, where $i' > i$ is any level associated with \mathcal{N} and $1 \leq \iota \leq m - 1$. However, if a node can exist in level $n - \iota$ ($1 \leq \iota \leq m - 1$), Point 4 of Definition 14 is applied to this node. So, to be reversible, these (modified) nodes also need to satisfy the reversibility conditions. Hence, we can verify the conditions of reversibility for any n .

However, as minimized reachability tree is same for any $n \geq n_0$, this tree contains the same information regarding reachability of the configurations for every $n \in \mathbb{N}$. So, for each $n \in \mathbb{N}$, one can check the minimized tree to find whether the CA is reversible or not. Nevertheless, this process of checking reversibility for every n is not feasible. In this scenario, we exploit the property of the loops in the minimized reachability tree once again. Because, each loop invariably indicates the appearances of a specific node repeatedly at different levels in the tree, that is, for different n in arithmetic series.

For a CA to be reversible (according to Definition 9), every node of the minimized reachability tree has to satisfy the reversibility conditions of Corollary 2 and Corollary 3 for each $n \in \mathbb{N}$. In the minimized tree, if a node is not associated with any loop, this node can not appear in any other level except its present level. So, if all such nodes satisfy the reversibility conditions, we can proceed to other nodes associated with loop(s). Note that, to understand reversibility for any $n \in \mathbb{N}$, we need to observe these loops in the minimized tree. As we are to consider all $n \in \mathbb{N}$, each node associated with a loop can appear in each of the levels $n - \iota$, $1 \leq \iota \leq m - 1$ for some n . So, every node associated with loop(s) is verified whether it violates any reversibility conditions of Corollary 2 and Corollary 3 for any of levels $n - \iota$, $1 \leq \iota \leq m - 1$ by applying Point 4 of Definition 14 on that node. If no such node exists in the minimized reachability tree, that means, for every $n \in \mathbb{N}$, the tree satisfies all reversibility conditions. That is, the CA is reversible for every $n \in \mathbb{N}$ (Definition 9). Therefore, by using

minimized reachability tree for a CA, we can decide whether a CA is reversible (according to Definition 9).

Example 5. Consider the 2-state 4-neighborhood CA 1010101010101010. The minimized tree for this CA is shown in Figure 6. The tree contains only 15 unique nodes and the height of the minimized tree is 3. Hence, for any $n \geq 3$, the minimized tree remains the same. For this CA, the nodes of the minimized

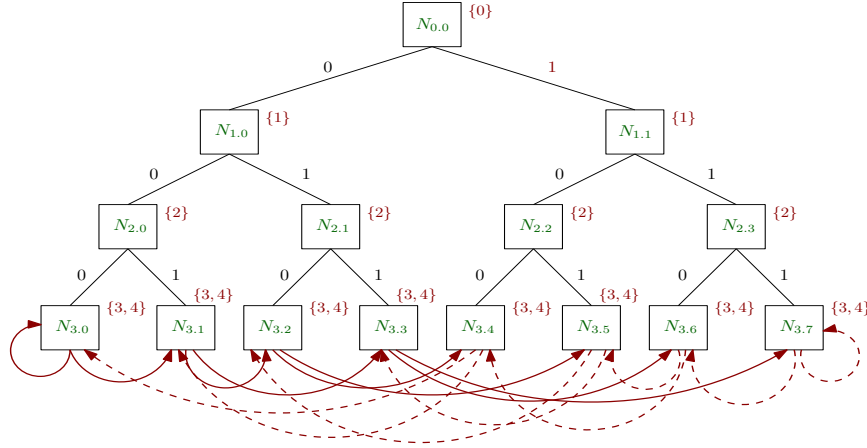


Figure 6: Minimized Reachability tree of 2-state 4-neighborhood CA with rule 1010101010101010

tree satisfy every reversibility condition. Further, each of the nodes of level 3 is associated with self-loop. But, even after applying Point 4 of Definition 14 on those nodes, none of the modified nodes violate any reversibility conditions for any $n \in \mathbb{N}$. Hence, the CA is reversible for each $n \in \mathbb{N}$.

Moreover, the tree can help us to identify in which class of reversibility, the CA belongs to. The next section discusses about this.

V. Minimized Reachability Tree and Semi-reversibility

Using the minimized tree for a CA, we can understand the reversibility class of the CA. If a CA is strictly irreversible, it can be identified easily by using Corollary 1. For such a CA, two RMTs exist of form $(x, x \cdots, x)$, $x \in S$, for which the next state values are same. For instance, the 3-neighborhood 3-state CA 102012120012102120102102120 has $R[13] = R[0] = 0$, so the CA is strictly irreversible and there is no need to construct minimized reachability tree for the CA. Similarly, if a CA rule is unbalanced, but the CA is not strictly irreversible, it is trivially semi-reversible (by Corollary 4). Take as example the 2-neighborhood 3-state CA 021122011. The rule is unbalanced, so the CA is trivially semi-reversible (irreversible for all $n \geq 2$). Here also, we do not have

to construct the minimized tree. However, for other cases, we need to construct the minimized reachability tree for that CA.

During the construction of the minimized tree, we test the reversibility conditions of Corollary 2 and Corollary 3 at addition of each new node in the tree. If a reversibility condition is violated before completion of the construction, we conclude that the CA is trivially semi-reversible. For example, some nodes may be found, which are not part of any loop, but for which the CA does not satisfy the reversibility conditions. If a CA has such node(s) in the minimized tree at level i , that means, for every $n \geq i$ ($i \geq m$), the CA is irreversible. So, such CAs are trivially semi-reversible. (If we draw minimized reachability tree for a strictly irreversible CA, then also, reversibility conditions are violated before completion of the tree.) For example, for a 2-neighborhood 3-state CA 012122001, the minimized tree has an unbalanced node $N_{1.0} = (\{3, 4, 5, 6, 7, 8\}, \emptyset, \{6, 7, 8\})$ at level 1. So, the CA is irreversible for all $n > 1$, that is, it is a trivial semi-reversible CA.

Similarly, if a node has a self-loop at level i , that means, it will be present in the reachability tree for each $n \geq i$. If such a node violates conditions of reversibility after applying Point 4 of Definition 14, the CA is trivially semi-reversible. Whenever a CA is detected to be trivial semi-reversible, there is no need to continue construction of the minimized reachability tree. However, in case of non-trivial semi-reversible CA and reversible CA, we can complete construction of the minimized reachability tree. For the reversible CAs, no node of the minimized reachability tree violates the reversibility conditions. Nevertheless, we next discuss the way of identifying a non-trivial semi-reversible CA with the infinite set of sizes for which the CA is reversible.

A CA is non-trivially semi-reversible, if there exists infinite number of sizes for which it is reversible. In the minimized reachability tree, reversibility for any size n can be confirmed if no node in the tree violates reversibility conditions for that n . However, if a CA is irreversible for some n , the minimized tree has node(s) which violate(s) reversibility conditions for those n . If a node at level i violates any reversibility condition, that means the CA is irreversible for all $n > i$. Hence, it is trivially semi-reversible. Nonetheless, a node associated with loop(s) may violate these conditions after applying Point 4 of Definition 14 to that node for some loop. This means, the CA is irreversible for all those n in arithmetic series implied by the loop.

For example, say, according to the values of a loop, a node can exist in level $n - \iota$ ($1 \leq \iota \leq m - 1$). So, by Point 4 of Definition 14, only $\frac{1}{d}$ of the RMTs of the original node of the loop remains valid for this node. If this (modified) node does not satisfy the reversibility conditions for levels $n - \iota$ ($1 \leq \iota \leq m - 1$) (using Corollary 2 and Corollary 3), the CA is irreversible for those values of n . Therefore, if a node does not satisfy these conditions, we can get an expression over cell length $n = k(i' - i) + i + \iota$, where $k \geq 0$ and $1 \leq \iota \leq m - 1$, for which the CA is irreversible. This expression is termed as *irreversibility expression*. For each loop violating the reversibility conditions for some values of n , we get an irreversibility expression. By using these irreversibility expressions, we can find the set of sizes for which the CA is irreversible. Let \mathcal{I} be the set of CA

sizes from the irreversibility expressions for which the CA is irreversible. Then, $\mathbb{N} \setminus \mathcal{I}$ denotes the set of lattice sizes for which the CA is reversible.

If the minimized reachability tree for a CA has some loops, where for some specific values of n , the nodes of the loops violate reversibility condition(s), then the CA is irreversible for only those specific values of n . For other n , the CA is reversible. Such a CA is non-trivially semi-reversible. Because, for such CAs, the set $\mathbb{N} \setminus \mathcal{I}$ denotes an infinite set of n for which the CA is reversible. However, for trivial semi-reversible CAs, this set indicates only finitely many sizes for which the CA is reversible. Similarly, a CA is declared reversible, when there is no n , for which an irreversibility expression can be found in the minimized tree. That is, the set $\mathcal{I} = \emptyset$.

Example 6. Consider the minimized reachability tree of the ECA 75(01001011) shown in Figure 5. Here, the CA violates reversibility conditions only when the lattice size is an even number (see Table 5 for details). So, the irreversibility expressions are $n = 2j + 2$, $n = 2j + 4$ and $n = 2j + 6$, where $j \geq 0$. That is, the final expression of irreversibility is $n = 2j + 2$, $j \geq 0$ and the set $\mathcal{I} = \{k \mid k \equiv 0 \pmod{2}\}$. Therefore, ECA 75(01001011) is reversible for the set $\mathbb{N} \setminus \mathcal{I} = \{n \mid n \equiv 1 \pmod{2}\}$, that is, when n is an odd number.

Similarly, for the 2-state 4-neighborhood CA 10101010101010 of Figure 6, the set $\mathcal{I} = \emptyset$. So, the CA is reversible for each $n \in \mathbb{N}$.

Therefore, the minimized reachability tree can segregate the non-trivial semi-reversible CAs from the trivial semi-reversible CAs and reversible CAs. In other words, given a CA, it can efficiently detect its reversibility class. Further, we can also deduce the expression of irreversibility for non-trivial semi-reversible CAs.

While conducting an experiment on all possible rules for some particular d and m , we have observed that, for ECAs ($d = 2$, $m = 3$), maximum height of the minimized reachability tree according to is 5, for 2-state 4-neighborhood CAs, the height is 9 and for 3-state 3-neighborhood CAs the maximum height of the minimized tree for deciding non-trivial semi-reversibility is 19. Table 6 shows some sample results of this experiment. In this table, the first column represents the number of states per cell (d), second column represents the number of neighbors (m) and the third column shows a CA rule for that d and m . The number of unique nodes generated in the minimized tree for that CA is reported in the fourth column along with the height of the minimized reachability tree (Column 5); whereas, the reversibility class of the CA with an expression of irreversibility (Column 7) is depicted in the sixth column.

Hence, minimized reachability tree of size 5, 9 and 19 are sufficient to decide reversibility class of ECAs, 4-neighborhood 2-state CAs and 3-neighborhood 3-state CAs respectively. That is, from a small set of sizes, reversibility class of the CAs can be identified.

Table 6: Classification of some sample rules using minimized reachability tree

d	m	Rule	M	Height of tree	Reversibility Class?	Expression of irreversibility
2	3	01010101	7	2	Reversible	\emptyset
2	3	00011110	NA	NA	Strictly irreversible	$\forall n \in \mathbb{N}$
2	3	00101101	21	5	Non-trivial semi-reversible	$n = 2j + 2, j \geq 0$
2	3	10010110	12	4	Non-trivial semi-reversible	$n = 3j + 3, j \geq 0$
2	3	00101011	4	2	Trivial semi-reversible	$n \geq 3$
3	3	012012012012012210012102012	84	6	Non-trivial semi-reversible	$n = 4j + 4, j \geq 0$
3	3	012210210102012102210210012	1371	19	Non-trivial semi-reversible	$n = 2j + 4, n = 3j + 3, j \geq 0$
3	3	012012012012012012012012012	13	2	Reversible	\emptyset
3	3	210201102201120210201012102	NA	NA	Strictly irreversible	$\forall n \in \mathbb{N}$
2	3	02110111020222202110010021	1345	19	Non-trivial semi-reversible	$n = 2j + 4, n = 3j + 3, j \geq 0$
3	3	111011011222220122000102200	252	9	Non-trivial semi-reversible	$n = 2j + 4, j \geq 0$
3	3	102120120102120021120120120	104	7	Non-trivial semi-reversible	$n = 2j + 4, j \geq 0$
2	4	0001000011101111	65	7	Non-trivial semi-reversible	$n = 3j + 3, j \geq 0$
2	4	0101101010100101	56	9	Non-trivial semi-reversible	$n = 7j + 7, j \geq 0$
2	4	0000111101001011	32	5	Reversible	\emptyset
2	4	0000111101001110	NA	NA	Strictly irreversible	$\forall n \in \mathbb{N}$
2	4	0000111101010101	4	2	Trivial semi-reversible	$n \geq 4$
2	4	0000111101001011	32	5	Reversible	\emptyset
2	4	110110010001101	NA	NA	Strictly irreversible	$\forall n \in \mathbb{N}$
2	4	110110000110010	2	1	Trivial semi-reversible	$n \geq 4$

VI. New Relation about Reversibility

Theorem 2 and minimized reachability tree guide us to decide the nature of reversibility of any 1-D CA. By construction, height of the minimized tree for a CA is finite, say n_0 . So, we can deduce about the reversibility class of the CA, if we construct the reachability tree for each n up to length $n_0 + m - 1$. Otherwise, we can construct the minimized reachability tree for an n -cell CA, where $n \geq n_0$ and detect the reversibility class of the CA for any $n \in \mathbb{N}$. Therefore, the sufficient length to decide the reversibility class of CA is $n_0 + m - 1$ for which the minimized reachability tree has height n_0 and contains all possible unique nodes for the CA. Now we can relate the different cases of reversibility using the global transition functions.

If a finite CA with rule R is found reversible by minimized reachability tree (resp. strictly irreversible by Theorem 2), then the CA is also reversible (resp. strictly irreversible) for configurations of length n , for all $n \in \mathbb{N}$, under periodic boundary condition; that is, for the set of all periodic configurations. That means, for a CA with local rule R , injectivity of G_n (Case 4) for all $n \in \mathbb{N}$, implies injectivity of G_P (Case 2), and hence, injectivity of G (Case 1) and G_F (Case 3). We can further note the following:

- For a finite CA with a set of periodic configurations of length n for a fixed n , G_n injective $\Rightarrow G_n$ surjective.
- If a CA is bijective for periodic configurations of length n , for all n , it is also bijective for periodic configurations of length n , for a fixed n , but the converse is not true. That is, G_P injective $\not\Rightarrow G_n$ injective.
- If a CA is not bijective for periodic configurations of length n , for a fixed n , then it is not bijective for periodic configurations of length n , for all n ,

but the converse is not true. That is, G_n not bijective $\not\leftrightarrow G_P$ not bijective.

- If G is injective, then G_n is also injective for any $n \in \mathbb{N}$, but the converse is not true. However, if G_n is not injective, then G is also not injective.
- The algorithms of Amoroso and Patt [6] as well as of Sutner [7], report the trivial semi-reversible CAs as neither surjective nor injective, but the non-trivial semi-reversible CAs as not injective but surjective for infinite configurations.

By Definition 13, the finite CAs which are reversible for length n , for all n , are a special case of non-trivial semi-reversible CAs. However, for a finite CA with a local rule R , we can get different G_n by varying the lattice size n . To relate the injectivity of G_P with G_n , let us define the following:

Definition 16. Let, $G_R^* = \{G_n \mid n \in \mathbb{N}\}$ be the set of global transition functions for rule R , when $n \in \mathbb{N}$. G_R^* is called **reversible** if G_n is reversible for each $n \in \mathbb{N}$, **strictly irreversible** if G_n is irreversible for each $n \in \mathbb{N}$ and **semi-reversible** if G_n is reversible for some $n \in \mathbb{N}$.

Let us now relate G_R^* with G , G_P and G_F . We can understand that, when G_R^* is reversible, that means, the finite CA is reversible for every $n \in \mathbb{N}$, hence G_P is injective. Similarly, if G_R^* is strictly irreversible, G_P is not injective.

Let us define S_R to be the set of CA rules which are reversible for some cell length $n \in \mathbb{N}$. So, all the semi-reversible and reversible CAs belong to this set S_R , that is $S_R = \{R \mid G_R^* \text{ is reversible} \vee G_R^* \text{ is semi-reversible}\}$. Let us further define S_I to be the set of CA rules whose G is bijective over the set of infinite configurations, S_F to be the set of CA rules whose G_F is bijective over the set of all finite configurations, and S_P to be the set of CA rules whose G_P is bijective over the set of periodic configurations. From the above discussions, it is evident that, S_P is a subset of the set S_R . As, for one dimensional CAs, S_F , S_I and S_P are equivalent, so, S_R is superset of all these sets. That is, $S_P \equiv S_I \equiv S_F \subset S_R$. Hence, Figure 1 is updated to depict the relation among the cases of reversibility in Figure 7.

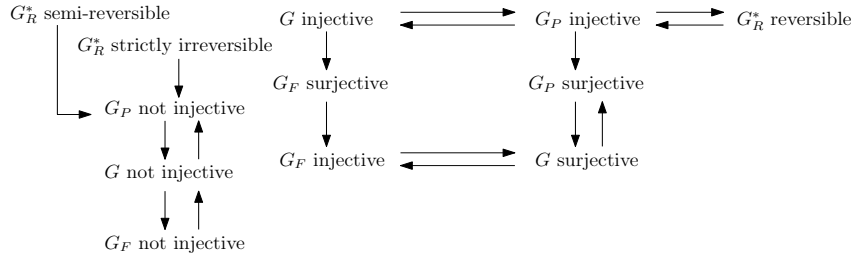


Figure 7: Updated relationship among various kinds of reversibility of 1-dimensional CAs

The above discourse points to the fact that, the cell length n plays a salient role to determine the reversibility of the CA. Depending on the value of n , a CA can be reversible or irreversible. For each CA, we can get an n_0 , height of the minimized tree, which is necessary to identify its reversibility class. However, is there any sufficient value of n , which is agreed by every CA, to predict the reversibility behavior of any CA? This question remains open for future research.

VII. Conclusion

In this work, we have divided 1-D CAs into three classes – reversible, semi-reversible and strictly irreversible CAs. Semi-reversible CAs are further classified into two sub-classes – trivially semi-reversible and non-trivially semi-reversible. Reachability tree has been used to identify the appropriate class of a CA and find the expression of irreversibility for any non-trivially semi-reversible CA. It is observed that, from the reversibility for a some small set of sizes, we can confer about the reversibility of the CA defined over periodic configurations, and consequently for infinite CAs. Finally, we have related the four cases of reversibility: infinite configurations with G , periodic configurations with G_P , finite configurations for all $n \in \mathbb{N}$ with G_F and configurations for fixed n with G_n under periodic boundary condition.

However, we have observed that for a CA with rule R , the minimized reachability tree does not have much unique nodes. In fact, after certain number of levels, no new nodes are generated. Since, number of levels and number of cells are related, this observation raises the following question– what is the tight upper bound of the necessary and sufficient lattice size (n_0) to decide reversibility class of a finite CA? Efforts may be taken to answer this question. We have also noticed that, for the trivial semi-reversible CAs, we need not to complete the construction of minimized reachability tree. Hence, the question arises, is there any other criteria for identifying such CAs without constructing the minimized tree?

VIII. Acknowledgments

This research is partially supported by Innovation in Science Pursuit for Inspired Research (INSPIRE) under Dept. of Science and Technology, Govt. of India. The authors are grateful to Prof. Mihir K. Chakraborty, Visiting Professor, Department of Humanities and Social Sciences, Indian Institute of Engineering Science and Technology, Shibpur for his valuable suggestions.

Appendix

Here, proofs of the reversibility theorems for reachability tree are depicted.

Theorem 5. : *The reachability tree of a finite reversible CA of length n ($n \geq m$) is complete.*

Proof : If a CA is reversible for length n , every configuration of it is reachable. So, in the corresponding reachability tree of $n + 1$ levels, the number of leaves is d^n . Hence, the tree is complete. \square

Theorem 6. : *The reachability tree of a finite CA of length n ($n \geq m$) is complete if and only if*

1. *The label $l_{n-\iota,j}$, for any j , contains only $d^{\iota-1}$ RMTs, where $1 \leq \iota \leq m-1$; that is,*

$$\left| \bigcup_{0 \leq k \leq d^{m-1}-1} \Gamma_k^{E_{n-\iota,j}} \right| = d^{\iota-1}$$

2. *Each other label $l_{i,j}$ contains d^{m-1} RMTs, where $0 \leq i \leq n-m$; that is,*

$$\left| \bigcup_{0 \leq k \leq d^{m-1}-1} \Gamma_k^{E_{i,j}} \right| = d^{m-1}$$

Proof :

If Part: Let us consider, the number of RMTs in the label of an edge is less than that is mentioned in (1) and (2). This implies,

- (i) The label $l_{n-1,j}$ is empty, for some j . That is, $\bigcup_{0 \leq k \leq d^2-1} \Gamma_k^{E_{n-1,j}} = \emptyset$. So, the tree has a non-reachable edge and it is incomplete.

(ii) In general, for some j , the label $l_{n-\iota,j}$ contains less than $d^{\iota-1}$ RMTs, where $1 \leq \iota \leq m-1$. That is, $\left| \bigcup_{0 \leq k \leq d^{m-1}-1} \Gamma_k^{E_{n-\iota,j}} \right| \leq d^{\iota-1} - 1$. Then, the number of RMTs in the node $N_{n-\iota+1,j} \leq d(d^{\iota-1} - 1)$. However, according to Point 4 of the Definition 14, only $\frac{1}{d}$ of the RMTs of these levels are valid. So, the number of valid RMTs is $\leq \frac{d(d^{\iota-1}-1)}{d} = (d^{\iota-1} - 1)$. If this scenario is continued for all ι , then in the best case, the tree may not have any non-reachable node up to level $(n-1)$. But, at level $n-1$, there will be at least one node for which $\left| \bigcup_{0 \leq k \leq d^{m-1}-1} \Gamma_k^{N_{n-1,g}} \right| \leq d-1$, that is, the maximum number of possible edges

from this node is $d-1$. Hence, at least one (non-reachable) edge $E_{n-1,b}$ exist in the tree for which $\bigcup_{0 \leq k \leq d^{m-1}-1} \Gamma_k^{E_{n-1,b}} = \emptyset$.

(iii) Let, every other label $l_{i,j}$ contains less than d^{m-1} RMTs, that is, $\left| \bigcup_{0 \leq k \leq d^{m-1}-1} \Gamma_k^{E_{i,j}} \right| < d^{m-1}$, ($0 \leq i \leq n-m$). Then, $\left| \bigcup_{0 \leq k \leq d^{m-1}-1} \Gamma_k^{N_{i+1,j}} \right| < d^m$.

The corresponding node $N_{i+1,j}$ may have d number of edges. Here also, in best case, the tree may not have any non-reachable edge up to level $(n-1)$. Then there exists at least one node $N_{n-1,p}$ where $\left| \bigcup_{0 \leq k \leq d^{m-1}-1} \Gamma_k^{N_{n-1,p}} \right| < d^2$. Since

the node is at level $(n-1)$, it has maximum $\frac{(d^2-1)}{d} < d$ valid RMTs (see Point 4 of the Definition 14). Therefore, there exists at least one edge from the node

$N_{n-1,p}$, where $|\bigcup_{0 \leq k \leq d^{m-1}-1} \Gamma_k^{E_{n-1,q}}| = \emptyset$, which makes the tree an incomplete one by (i).

On the other hand, any intermediate edge E_{i,j_1} has, say, more than d^{m-1} RMTs, that is, $|\bigcup_{0 \leq k \leq d^{m-1}-1} \Gamma_k^{E_{i,j_1}}| \geq d^{m-1}$. Then there exists an edge E_{i,j_2} in the same label i for which

$|\bigcup_{0 \leq k \leq d^{m-1}-1} \Gamma_k^{E_{i,j_2}}| < d^{m-1}$, where $0 \leq i \leq n - m$, and $j_1 \neq j_2$. So, by (iii),

the tree is incomplete. Now, if for any p , label $l_{n-\iota,p}$ contains more than $d^{\iota-1}$ RMTs, then also there exists an edge $E_{n-\iota,q}$ for which $|\bigcup_{0 \leq k \leq d^{m-1}-1} \Gamma_k^{E_{n-\iota,q}}| < d^{\iota-1}$. Hence, the tree is incomplete (by (ii)). Hence, if the number of RMTs for any label is not same as mentioned in (1) and (2), the reachability tree is incomplete.

Only if Part: Now, consider that, the reachability tree is complete. The root $N_{0,0}$ has d^m number of RMTs. In the next level, these RMTs are to be distributed such that the tree remains complete. Say, an edge E_{0,j_1} has less than d^{m-1} RMTs, another edge E_{0,j_2} has greater than d^{m-1} RMTs and other edges $E_{0,j}$ ($0 \leq j, j_1, j_2 \leq d - 1$ and $j_1 \neq j_2 \neq j$) has d^{m-1} RMTs. Then node N_{1,j_1} has less than d^m RMTs, N_{1,j_2} has greater than d^m RMTs and other edges $N_{1,j}$ has d^m RMTs. There is no non-reachable edge at level 1. Now, this situation may continue up to level $n - m$. However, at level $(n - \iota)$, $1 \leq \iota \leq m - 1$, only $\frac{1}{d}$ of the RMTs are valid (see Definition 14). So, the nodes at level $n - m + 1$ with less than d^m RMTs has at maximum $d^{m-1} - 1$ valid RMTs, nodes at level $n - m + 2$ has $< d^{m-2}$ valid RMTs and so on. So, at level $n - 1$, there exists at least one node $N_{n-1,p}$, such that $|\bigcup_{0 \leq k \leq d^{m-1}-1} \Gamma_k^{N_{n-1,p}}| < d$ for which the tree

will have non-reachable edge (by (ii)). Similar situation will arise, if any number of intermediate edges have less than d^{m-1} RMTs. Because, this means, some other edges at the same level have more than d^{m-1} RMTs. Hence, the tree will be incomplete which contradicts our initial assumption. So, for all intermediate edges $E_{i,j}$, $|\bigcup_{0 \leq k \leq d^{m-1}-1} \Gamma_k^{E_{i,j}}| = d^{m-1}$, where $0 \leq i \leq n - m$.

Now, if this is true, then in general, at level $n - \iota$, the nodes have d^ι valid RMTs and every edge has $d^{\iota-1}$ valid RMTs. If an edge $E_{n-\iota,p}$ has less than $d^{\iota-1}$ RMTs, then the node $N_{n-\iota,p}$ has at maximum $d(d^{\iota-1} - 1)$ RMTs out of which only $d^{\iota-1} - 1$ are valid. Hence, in this way, at level $n - 1$, we can get at least one edge from $N_{n-1,q}$, which is non-reachable making the tree incomplete. So, for the tree to be complete, each edge label $l_{n-\iota,j}$, for any j , is to have $d^{\iota-1}$ RMTs. Hence the proof. \square

Corollary 5. : *The nodes of a reachability tree of a reversible CA of length n ($n \geq m$) contains*

1. d RMTs, if the node is in level n , i.e. $|\bigcup_{0 \leq k \leq d^{m-1}-1} \Gamma_k^{N_{n,j}}| = d$ for any j .
2. d^ι RMTs, if the node is at level $n - \iota$ i.e. $|\bigcup_{0 \leq k \leq d^{m-1}-1} \Gamma_k^{N_{n-\iota,j}}| = d^\iota$ for any j , where $1 \leq \iota \leq m - 1$.
3. d^m RMTs for all other nodes $N_{i,j}$, $|\bigcup_{0 \leq k \leq d^{m-1}-1} \Gamma_k^{N_{i,j}}| = d^m$ where $0 \leq i \leq n - m$.

Proof : This can be directly followed from Theorem 4. □

Corollary 6. : *The nodes of the reachability tree of an n -cell ($n \geq m$) reversible CA are balanced.*

Proof : For an n -cell ($n \geq m$) reversible CA, the reachability tree is complete. So, each node has d number of edges. Each node $N_{i,j}$ contains d^m RMTs when $i < n - \iota$, $1 \leq \iota \leq m - 1$ (Corollary 2) and each edge $E_{i+1,k}$, for any k , contains d^{m-1} RMTs (Theorem 4). So, the node $N_{i,j}$ is balanced and the number of RMTs per each state is d^{m-1} . Similarly, the nodes of level $n - \iota$ are balanced. □

Corollary 7. : *Let R be the rule of a CA. Now, the CA is trivially semi-reversible (irreversible for each $n \geq m$) if the following conditions are satisfied-*

1. R is unbalanced and
2. no two RMTs r and s exist, such that $r = (x, x \cdots, x)$ and $s = (y, y, \cdots, y)$, $x, y \in S$ and $R[r] = R[s]$.

Proof : If the rule R is unbalanced, number of RMTs per each state is unequal. So, for every $n \geq m$, the root node $N_{0,0}$ of the corresponding reachability tree is unbalanced. Hence, there exists at least one edge $E_{0,j}$ where $|\bigcup_{0 \leq k \leq d^{m-1}-1} \Gamma_k^{E_{0,j}}| < d^{m-1}$ ($0 \leq j \leq d^{m-1} - 1$). Therefore, by Theorem 4, the CA is irreversible for every $n \geq m$.

However, the second condition ensures that, the CA does not violate Corollary 1. So, it is not irreversible for $n = 1$.

Therefore, the CA is reversible for a finite number of lattice sizes (for at least $n = 1$) and irreversible for an infinite set of sizes (for each $n \geq m$). Hence, by Definition 12, the CA is trivially semi-reversible. □

References

- [1] H. Hartman, P. Tamayo, Reversible cellular automata and chemical turbulence, Physica D: Nonlinear Phenomena 45 (1) (1990) 293 – 306.
- [2] P. Pal Chaudhuri, D. Roy Chowdhury, S. Nandi, S. Chattopadhyay, Additive Cellular Automata – Theory and Applications, Vol. 1, IEEE Computer Society Press, USA, ISBN 0-8186-7717-1, 1997.

- [3] J. Kari, Universal pattern generation by cellular automata, *Theoretical Computer Science* 429 (2012) 180 – 184.
- [4] S. Das, D. Dey, S. Sen, B. K. Sikdar, P. P. Chaudhuri, An Efficient Design of Non-linear CA Based PRPG for VLSI Circuit Testing, in: *Proceedings of the Asia and South Pacific Design Automation Conference*, 2004, pp. 110–112.
- [5] M. Kutrib, A. Malcher, Fast reversible language recognition using cellular automata, *Information and Computation* 206 (9-10) (2008) 1142 – 1151, Special Issue: 1st International Conference on Language and Automata Theory and Applications (LATA 2007).
- [6] S. Amoroso, Y. N. Patt, Decision procedures for surjectivity and injectivity of parallel maps for tessellation structures, *Journal of Computer and System Sciences* 6 (1972) 448–464.
- [7] K. Sutner, De bruijn graphs and linear cellular automata, *Complex Systems* 5 (1) (1991) 19–30.
- [8] G. A. Hedlund, Endomorphisms and automorphisms of the shift dynamical system, *Mathematical Systems Theory* 3 (4) (1969) 320–375.
- [9] D. Richardson, Tessellations with local transformations, *Journal of Computer and System Sciences* 6 (1972) 373–388.
- [10] E. F. Moore, Machine models of self-reproduction, in: *Proceedings of Symposia in Applied Mathematics*, Vol. 14, 1962, pp. 17–33.
- [11] J. Myhill, The converse of Moore’s Garden of Eden theorem, in: *Proceedings of American Mathematical Society*, Vol. 14, 1963, pp. 685–686.
- [12] S. Amoroso, G. Cooper, The Garden-of-Eden theorem for finite configurations, *Proceedings of the American Mathematical Society* 26 (1) (1970) 158–164.
- [13] T. Sato, N. Honda, Certain relations between properties of maps of tessellation automata, *Journal of Computer and System Sciences* 15 (2) (1977) 121 – 145.
- [14] J. Kari, Theory of cellular automata: A survey, *Theoretical Computer Science* 334 (1-3) (2005) 3–33.
- [15] K. Bhattacharjee, S. Das, Reversibility of d -state finite cellular automata, *Journal of Cellular Automata* 11 (2-3) (2016) 213–245.
- [16] S. Inokuchi, K. Honda, H. Y. Lee, T. Sato, Y. Mizoguchi, Y. Kawahara, On reversible cellular automata with finite cell array, in: *Unconventional Computation*, Springer, 2005, pp. 130–141.

- [17] T. Sato, K. Honda, H. Lee, Y. Kawahara, A classification of triplet local rules with inverse image sequences, in: *Natural Computing*, Vol. 1 of *Proceedings in Information and Communications Technology*, Springer Japan, 2009, pp. 167–178.
- [18] A. Nobe, F. Yura, On reversibility of cellular automata with periodic boundary conditions, *Journal of Physics A: Mathematical and General* 37 (22) (2004) 5789.
- [19] S. Wolfram, *Theory and applications of cellular automata*, World Scientific Publishing Co. Ltd., Singapore, 1986.
- [20] S. Das, B. K. Sikdar, Characterization of 1-d periodic boundary reversible CA, *Electronic Notes in Theoretical Computer Science* 252 (2009) 205–227.