

Reconstruction of $f(R)$ gravity models for an accelerated universe using Raychaudhuri equation

Shibendu Gupta Choudhury^{1*}, Ananda Dasgupta^{1†}, Narayan Banerjee^{1‡}

¹*Department Of Physical Sciences, IISER Kolkata, Mohanpur, Nadia 741235, India*

Accepted ??, Received ??; in original form ??

ABSTRACT

A new strategy for the reconstruction of $f(R)$ gravity models have been attempted using Raychaudhuri equation. Two examples, one for an eternally accelerating universe and the other for one that mimics a Λ CDM expansion history have been worked out. For both the cases, the relevant $f = f(R)$ could be found out analytically. In the first case, $f(R)$ is found to be a combination of power-law terms and in the expression for the second case involves hypergeometric functions. The evolution history of the universe, given as specific values of the kinematical quantities like the jerk or the deceleration parameter, serve as the input. It is found that the corresponding $f(R)$ gravity models, in both the examples, are not viable options.

Key words: dark energy, cosmological parameters

1 INTRODUCTION

Arguably, the most talked about but unresolved puzzle in cosmology for the last twenty years has been that of “Dark Energy”, the driver of the alleged accelerated expansion of the universe (Rubin & Hayden 2016; Haridasu et al. 2017). Although a non-zero cosmological constant can indeed match the observational data (Padmanabhan 2003), its observationally required value appears to be too small compared to the theoretically predicted value. Quintessence models, which are scalar fields with a potential, also do very well in explaining the cosmological data with a bit of fine tuning, but there is hardly any strongly motivated scalar field model with support for that from theoretical particle physics. For a recent account of various dark energy models, we refer to the work of Brax (2018).

A parallel approach towards finding a resolution of accelerated expansion is to modify the theory of gravity rather than to introduce an exotic matter. Examples of such attempts include a non-minimally coupled scalar field theory (Bertolami & Martins 2000; Banerjee & Pavon 2001) or an $f(R)$ theory of gravity (Capozziello et al. 2003; Nojiri & Odintsov 2003a,b; Carroll et al. 2004; Das, Banerjee & Dadhich 2006). In an $f(R)$ gravity model, the Ricci scalar R in the Einstein-Hilbert action is generalised to $f(R)$, an analytic function of R . It has been known that higher

powers of R in the Einstein-Hilbert action can give rise to “inflation”, an accelerated expansion in the very early stages (Starobinsky 1980). It is then an obvious avenue to check if negative powers of R in the action can give rise to a late time acceleration. Every single form of $f(R)$ gives rise to a new theory of gravity, so it is essential that the theory is tested against observations, not only cosmological, but also other requirements such as the stability of the solutions, local astronomy like perihelion shift or the amount of light bending. Some investigations along these lines are there in the current literature, such as those in Dolgov & Kawasaki (2003); Cembranos (2006); Nojiri & Odintsov (2006, 2007). For a comprehensive review of $f(R)$ gravity models, we refer to the work of Sotiriou & Faraoni (2010).

There are plenty of models that indeed fit the bill for an accelerated expansion of the universe, but there are hardly any that have a pressing requirement imposed by other branches of physics. In the absence of a theoretical model that is a clear winner as dark energy, a reconstruction of models from observational data becomes a very good option. The idea is to find the required matter distribution from a given evolution history of the universe (Ellis & Madsen 1991).

In the present work, we make an attempt to reconstruct $f(R)$ gravity models, not from the observational data, but rather following the work of Ellis & Madsen (1991). We choose a particular form of evolution leading to an accelerated expansion, implemented through a kinematical quantity and seek for the relevant $f(R)$ gravity models. For

* E-mail: sgc14ip003@iiserkol.ac.in

† E-mail: adg@iiserkol.ac.in

‡ E-mail: narayan@iiserkol.ac.in

the importance of the kinematical quantities in the game of reconstruction of accelerated models, we refer to Visser (2004); Zhai et al. (2013); Mukherjee & Banerjee (2016).

While attempts to find the relevant $f(R)$ model through this kind of reverse engineering can already be found in the literature (Song, Peiris & Hu 2007; Pogosian & Silvestri 2008; Capozziello, Cardone & Salzano 2008; Nojiri, Odintsov & Saez-Gomez 2009; Dunsby et al. 2010; Carloni, Goswami & Dunsby 2012; Lombriser et al. 2012; He & Wang 2013), we shall adopt a different strategy. We utilise the Raychaudhuri equation (Raychaudhuri 1955; Ehlers 1961, 1993), duly modified for $f(R)$ gravity, for the purpose of the reconstruction. We construct the kinematical quantities from the given expansion history and write the metric components (which for a spatially homogeneous and isotropic expansion is contained in the scale factor only) in terms of the Ricci scalar R and integrate Raychaudhuri equation for $f(R)$.

Raychaudhuri equation only assumes Riemannian geometry at the outset, and thus can work equally well in $f(R)$ gravity theories. This equation can thus be very useful in extracting some general results about the model even without actually solving for the metric. For instance, one can look at the fate of the effective energy condition. The present case, however, is simple where even without using Raychaudhuri equation one can arrive at the results with a few more steps. For a more involved situation, this technique may lead to informations that cannot be obtained otherwise. The motivation for using Raychaudhuri equation in this case is to start from a situation as general as possible.

Raychaudhuri equation has already been utilised in the context of $f(R)$ gravity in order to look at the effective energy conditions and hence to assess the possibility of obtaining a repulsive gravity out of geometry itself (Santos et al. 2007; Albareti et al. 2013; Santos et al. 2017). We employ this powerful tool of Raychaudhuri equation directly to find the $f(R)$ gravity model for two cases. The first one is the case of an eternally accelerated model. The second one is the case where the evolution mimics that due to a Λ CDM model, which apparently is the most favoured behaviour of the evolution in terms with the observational data. In the first case, we obtain a combination of powers of the Ricci scalar R . In the second case, combinations of hypergeometric functions are obtained. The viability of the $f(R)$ models against various cosmological and astronomical requirements are also analysed.

The paper is organised as follows. Section 2 deals with the relevant equations in $f(R)$ gravity. In the next section we present the Raychaudhuri equation for a general $f(R)$ gravity model. The fourth section presents the actual reconstruction of $f(R)$ models for two examples, an ever accelerating universe and a Λ CDM model and also the viability analysis. The fifth and final section includes some concluding remarks.

2 $f(R)$ GRAVITY

The action that defines an $f(R)$ gravity theory is given by,

$$S = \int d^4x \sqrt{-g} f(R) + S_m, \quad (1)$$

where $f(R)$ is an analytic function of the Ricci scalar R and S_m is the action for the relevant matter distribution. A variation of the action with respect to the metric tensor $g_{\alpha\beta}$ gives the following field equations,

$$f' R_{\mu\nu} - \frac{f}{2} g_{\mu\nu} - (\nabla_\mu \nabla_\nu - g_{\mu\nu} \square) f' = T_{\mu\nu}, \quad (2)$$

where $f'(R) = \frac{df(R)}{dR}$ and $T_{\mu\nu} = -\frac{2}{\sqrt{-g}} \frac{\delta S_m}{\delta g^{\mu\nu}}$ is the stress-energy tensor. We have chosen the units such that $c = 8\pi G = 1$.

The field equations in $f(R)$ gravity can be written in terms of the Einstein tensor with an effective energy-momentum tensor $T_{\mu\nu}^{\text{eff}}$, that takes care of the contribution from the curvature (Guarnizo, Castaneda & Tejeiro 2011), as,

$$G_{\mu\nu} = \frac{1}{f'(R)} (T_{\mu\nu} + T_{\mu\nu}^{\text{eff}}), \quad (3)$$

where

$$T_{\mu\nu}^{\text{eff}} = \left[\frac{f - Rf'}{2} g_{\mu\nu} + (\nabla_\nu \nabla_\nu - g_{\mu\nu} \square) f' \right]. \quad (4)$$

This equation looks like Einstein's equations, at least formally, with a difference that the presence of f' indicates a non-minimal coupling. The effective gravitational coupling will not be a constant in this formulation.

3 RAYCHAUDHURI EQUATION AND $f(R)$ GRAVITY

Raychaudhuri equation for a timelike congruence having velocity vector u^μ is given by (Raychaudhuri 1955; Ehlers 1961, 1993),

$$\frac{d\theta}{d\tau} = -\frac{1}{3}\theta^2 + \nabla_\mu a^\mu - \sigma_{\mu\nu}\sigma^{\mu\nu} + \omega_{\mu\nu}\omega^{\mu\nu} - R_{\mu\nu}u^\mu u^\nu. \quad (5)$$

where $\theta = \nabla_\mu u^\mu$ is the expansion scalar, τ is affine parameter, $\sigma_{\mu\nu} = \nabla_{[\nu} u_{\mu]} - \frac{1}{3} h_{\mu\nu} \theta + a_{[\nu} u_{\mu]}$ is the shear tensor where h_{ab} is the spatial metric, $\omega_{\mu\nu} = \nabla_{[\nu} u_{\mu]} - a_{[\nu} u_{\mu]}$ is the rotation tensor, $a^\mu = u^\nu \nabla_\nu u^\mu$ is the acceleration vector, $R_{\mu\nu}$ is the Ricci scalar and u_μ is the timelike velocity vector.

Using the field equations (2) for $f(R)$ theory, the last term in the right hand side of equation (5) can be written as,

$$R_{\mu\nu}u^\mu u^\nu = \frac{1}{f'} \left[T_{\mu\nu} + \frac{f}{2} g_{\mu\nu} + (\nabla_\mu \nabla_\nu - g_{\mu\nu} \square) f' \right] u^\mu u^\nu. \quad (6)$$

The present work deals with a spatially isotropic and homogeneous universe with a flat spatial section given by the metric

$$ds^2 = -dt^2 + a^2(t)(dr^2 + r^2 d\theta^2 + r^2 \sin^2 \theta d\phi^2), \quad (7)$$

where $a(t)$ is the scale factor.

For such a metric and a matter distribution of a perfect fluid given by $T^{\mu\nu} = (\rho + p)u^\mu u^\nu + pg^{\mu\nu}$, Raychaudhuri equation (5) takes the form (Guarnizo et al. 2011)

$$\frac{\ddot{a}}{a} = \frac{1}{f'} \left(\frac{f}{6} + Hf''\dot{R} - \frac{\rho}{3} \right). \quad (8)$$

It should be noted that we have not assumed any equation of state for the fluid distribution until now, but field equations (3) have been used in Raychaudhuri equation (5) so as to eliminate the fluid pressure p .

4 RECONSTRUCTION OF $f(R)$ GRAVITY MODELS

We shall now try to reconstruct $f(R)$ gravity models for a given mode of acceleration of the universe using equation (8). The mode of acceleration will be determined by the kinematical quantities like the deceleration parameter q or the jerk parameter j . Two examples are considered here, one in which the universe is ever accelerating with a constant deceleration parameter and the other which has the jerk parameter $j = 1$ indicating a model that mimics the behaviour of the Λ CDM model in standard general relativity.

4.1 A constant deceleration parameter

The Hubble parameter $H = \frac{\dot{a}}{a}$ is the oldest observable quantity in physical cosmology. As it was found to be evolving, the next higher order derivative of a , expressed as the deceleration parameter $q = -\frac{a\ddot{a}}{\dot{a}^2}$, used to be a focus of interest.

In the present section we consider a constant negative deceleration parameter q , given by,

$$q = -\frac{1}{H^2} \frac{\ddot{a}}{a} = \text{constant} = -m, \quad (9)$$

where m is a positive constant restricted as $0 < m < 1$. Equation (9) can be integrated twice to yield a simple power-law solution for the scale factor as,

$$a(t) = C(t - t_0)^{\frac{1}{1-m}}, \quad (10)$$

where C and t_0 are integration constants.

This model obviously describes a universe that is ever-accelerating. We can calculate the effective equation of state for this kind model using the equations (Sotiriou & Faraoni 2010),

$$H^2 = \frac{\rho_{\text{eff}}}{3} \quad (11)$$

and

$$\frac{\ddot{a}}{a} = -\frac{3p_{\text{eff}} + \rho_{\text{eff}}}{6} \quad (12)$$

where ρ_{eff} and p_{eff} are the effective energy density and effective pressure respectively. Using the solution for the scale factor (10) we get, the equation of state parameter

$$w_{\text{eff}} = \frac{p_{\text{eff}}}{\rho_{\text{eff}}} = -\frac{1+2m}{3}. \quad (13)$$

For the two extreme values of m , namely 0 and 1, w_{eff} takes the values $-1/3$ and -1 respectively.

We can also look at the effective energy condition in this context if we calculate the quantity $\rho_{\text{eff}} + 3p_{\text{eff}}$ which for this case is given by,

$$\rho_{\text{eff}} + 3p_{\text{eff}} = \frac{-6m}{(1-m)^2(t-t_0)^2} \quad (14)$$

This is always negative and thus violates the energy condition, which is expected for an eternally accelerated model.

Using the solution for the scale factor (10), equation (8) can be written in terms of the scale factor a as,

$$\frac{12(1+m)}{(1-m)^3} \left(\frac{C}{a} \right)^{4(1-m)} f''(R) + \frac{m}{(1-m)^2} \left(\frac{C}{a} \right)^{2(1-m)} f'(R) - \frac{f(R)}{6} = -\frac{\rho}{3}. \quad (15)$$

For a spatially flat FRW metric, the Ricci scalar R is given by $R = 6\frac{\dot{a}^2}{a^2} + 6\frac{\ddot{a}}{a}$. Thus, using the solution for the scale factor (10), one can write,

$$R = 6\frac{\dot{a}^2}{a^2} + 6\frac{\ddot{a}}{a} = 6\frac{(1+m)}{(1-m)^2} \left(\frac{C}{a} \right)^{2(1-m)}. \quad (16)$$

Equation (15) can now be written by replacing the terms involving a by powers of R as,

$$\frac{1-m}{3(1+m)} R^2 f''(R) + \frac{m}{6(1+m)} R f'(R) - \frac{f(R)}{6} = -\frac{\rho}{3} \quad (17)$$

Now, if we assume the Energy-momentum tensor corresponding to the fluid distribution is conserved independently, i.e., the equation $\dot{\rho} + 3H(\rho + p) = 0$ is satisfied, then for a dust dominated (pressure $p = 0$) case, $\rho = \frac{\rho_0}{a^3}$ and equation (17) takes the form,

$$R^2 f''(R) + \frac{m}{2(1-m)} R f'(R) - \frac{1+m}{2(1-m)} f(R) = ER^{\frac{3}{2(1-m)}}, \quad (18)$$

where $E = -\frac{\rho_0}{C^3} \frac{(1+m)}{(1-m)} \left[\frac{(1-m)^2}{6(1+m)} \right]^{\frac{3}{2(1-m)}}$.

The equation (18) can be integrated analytically and the solution for $f(R)$ is given by,

$$f(R) = C_1 R^\alpha + C_2 R^\beta + FR^\gamma, \quad (19)$$

where C_1, C_2 are integration constants. Constants F, α, β, γ are given by,

$$F = \frac{4E(1-m)^2}{1+m(9+2m)},$$

$$\alpha = \frac{1}{4(1-m)} [(2-3m) + \sqrt{m^2 - 12m + 12}]$$

$$\beta = \frac{1}{4(1-m)} [(2-3m) - \sqrt{m^2 - 12m + 12}]$$

$$\gamma = \frac{3}{2(1-m)}.$$

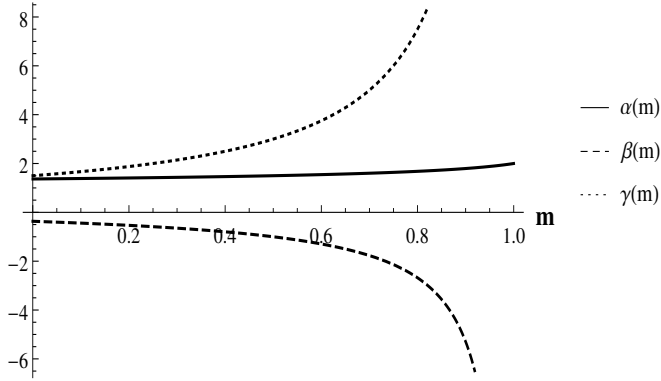


Figure 1. Plot of α , β , γ with m

The solution for $f(R)$ contains three different powers of R . Figure 1 shows the variation of α , β and γ with m . It is to be noted that for $0 < m < 1$, α and γ are always positive, while β is always negative. It may be pointed out that C_2 , being a constant of integration, can be chosen to be zero, so we find that it is possible to have accelerated expansion even with an action that contains only positive powers of R . It deserves mention that [Capozziello et al. \(2003\)](#) already observed this.

In order to have General Relativity as a special case from this particular class of models, one of the two positive powers must be unity. From the plots, we find that α can not be unity in the given range of m . If one wants to have $\gamma = 1$, m turns out to be $-\frac{1}{2}$, and the model would not yield an accelerated expansion.

Here it should be mentioned that we can always take $m = 1$ in equation (9), that will give us an exponential expansion, a pure deSitter universe without any matter that evolves with time, which is not included in the discussion.

Viability analysis:

A model with a constant acceleration is definitely not one that the observations indicate. We shall try to check if the corresponding $f(R)$ gravity model is theoretically consistent. For any $f(R)$ model to be viable one must have $f'(R) > 0$ and $f''(R) > 0$ ([Sawicki & Hu 2007](#); [Silvestri & Trodden 2009](#); [Sotiriou & Faraoni 2010](#)). The first condition ensures the effective constant of gravitation is positive and second condition is needed for the stability of the model. In the expression of $f(R)$ (19), the second term will dominate as $R \rightarrow 0$ as β is negative. Thus for the viability criterion at low curvature we must have $C_2 = 0$ and $C_1 > 0$. whereas at high curvature the third term will dominate as $\gamma > \alpha$ always. But the coefficient $F < 0$, which means the model will not be viable at high curvature which is also illustrated in figures 2 and 3 where for example we have chosen $m = 0.5$ and $\frac{\rho_0}{C^3} = 1$ for the plots.

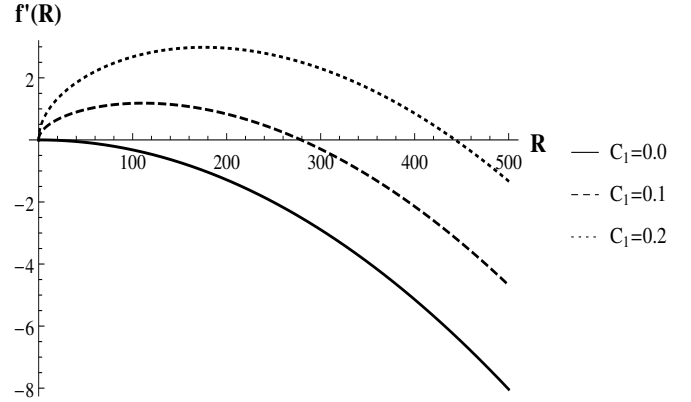


Figure 2. Plot of f' with R for different values of C_1 , where we have chosen $C_2 = 0$, $m = 0.5$ and $\frac{\rho_0}{C^3} = 1$.

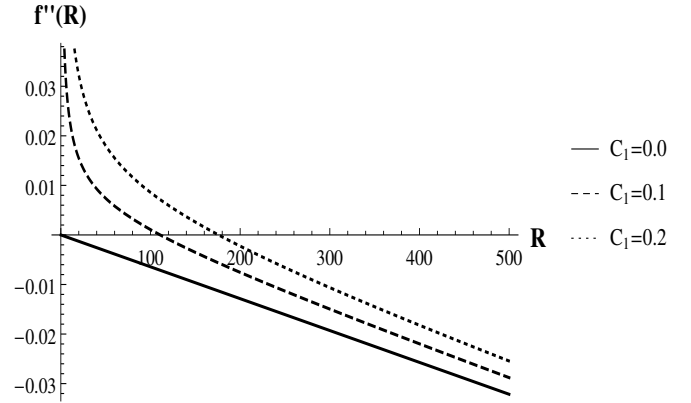


Figure 3. Plot of f'' with R for different values of C_1 , where we have chosen $C_2 = 0$, $m = 0.5$ and $\frac{\rho_0}{C^3} = 1$.

4.2 A constant jerk parameter

We have assumed q to be constant in the previous section to find the relevant $f(R)$. Now that q can be estimated from the observational data and is found to be evolving, the focus should naturally shift to its evolution, namely the third order derivative of a , given by the dimensionless jerk parameter j as,

$$j = \frac{1}{H^3} \frac{\ddot{a}}{a}. \quad (20)$$

The jerk parameter finds increasing interest in the reconstruction of the models of the universe with an accelerated expansion. We refer to the references [Zhai et al. \(2013\)](#) and [Mukherjee & Banerjee \(2016\)](#) for the motivation behind treating j as an important kinematical quantity as the starting block for the reconstruction of models with an accelerated expansion.

It is well known that in spite of the huge discrepancy between the theoretically predicted value and the cosmologically required one of the cosmological constant Λ , a Λ CDM model does very well in explaining the accelerated expansion

of the universe. In what follows, we shall assume

$$j = \frac{1}{H^3} \frac{\ddot{a}}{a} = 1 \quad (21)$$

which mimics the Λ CDM model, and make an attempt to reconstruct the corresponding $f(R)$ gravity model.

The general solution of (21) is,

$$a(t) = [A \exp(\lambda t) + B \exp(-\lambda t)]^{\frac{2}{3}}, \quad (22)$$

where A, B , and λ are integration constants. We note in passing that if $AB < 0$ we can rewrite this expression in the form $a(t) = a_0 [\sinh(\lambda(t - t_0))]^{\frac{2}{3}}$, we shall call this as Type I evolution, while for $AB > 0$ we can write $a(t) = a_0 [\cosh(\lambda(t - t_0))]^{\frac{2}{3}}$, we shall call this as Type II evolution of the scale factor.

We can calculate the effective equation of state parameter using the expression for the scale factor (22) in the same way as in the previous case which is given by,

$$w_{\text{eff}} = \frac{p_{\text{eff}}}{\rho_{\text{eff}}} = - \frac{[A \exp(\lambda t) + B \exp(-\lambda t)]^2}{[A \exp(\lambda t) - B \exp(-\lambda t)]^2} \quad (23)$$

For Type I evolution we have,

$$\frac{p_{\text{eff}}}{\rho_{\text{eff}}} = - \tanh[\lambda(t - t_0)]^2, \quad (24)$$

which tends to -1 when $t \rightarrow \infty$ and tends to zero when $t \rightarrow t_0$. This looks quite promising as we have a long matter era followed by an accelerated expansion, which is expected from a Λ CDM model. In this case,

$$\rho_{\text{eff}} + 3p_{\text{eff}} = \frac{4}{3} \lambda^2 (\coth^2[\lambda(t - t_0)] - 3) \quad (25)$$

For Type II evolution,

$$w_{\text{eff}} = \frac{p_{\text{eff}}}{\rho_{\text{eff}}} = - \coth[\lambda(t - t_0)]^2 \quad (26)$$

which also tends to -1 when $t \rightarrow \infty$ but tends to a very large value as $t \rightarrow t_0$. This is definitely unacceptable as a model for the observed universe, as one does not have a matter dominated era in the past. Here we have,

$$\rho_{\text{eff}} + 3p_{\text{eff}} = \frac{4}{3} \lambda^2 (\tanh^2[\lambda(t - t_0)] - 3) \quad (27)$$

For Type I evolution, equation (25) indicates that the energy condition is satisfied or violated depending on the epoch t one is looking at. Whereas for Type II evolution, the energy condition will always be violated as can be seen from equation (27).

The Ricci scalar for Type I evolution is then,

$$R = \frac{16\lambda^2}{3} \left(1 + \frac{a_0^3}{a^3}\right). \quad (28)$$

and for Type II evolution,

$$R = \frac{16\lambda^2}{3} \left(1 - \frac{a_0^3}{a^3}\right). \quad (29)$$

As the scale factor has to be real and positive, the following conditions have to be satisfied : for Type I evolution $R > \frac{16\lambda^2}{3}$ while for Type II evolution $R < \frac{16\lambda^2}{3}$.

For both the cases the Raychaudhuri equation (8) takes the form,

$$(R - 4\lambda^2) \left(R - \frac{16}{3}\lambda^2\right) f''(R) - \frac{1}{6} (R - 8\lambda^2) f'(R) - \frac{1}{6} f(R) = -\frac{\rho}{3}. \quad (30)$$

The corresponding homogeneous equation (i.e. $\rho = 0$ in this case) can be transformed into the standard hypergeometric equation, by the substitution $z = \frac{3(R - 4\lambda^2)}{4\lambda^2}$, as

$$z(1-z) \frac{d^2 f}{dz^2} + [c - (a+b+1)z] \frac{df}{dz} - abf = 0, \quad (31)$$

where $a = \frac{-7 + \sqrt{73}}{12}$, $b = \frac{-7 - \sqrt{73}}{12}$, $c = -\frac{1}{2}$.

If the argument z is complex, this hypergeometric equation has three different singular points at $z = 0, 1, \infty$. In terms of R , they are at $R = 4\lambda^2, \frac{16}{3}\lambda^2, \infty$. But here we are interested in real solutions, thus one has to distinguish between $\pm\infty$ and the homogeneous part of equation (30) has real solutions around four different singular points, namely, $R = -\infty, 4\lambda^2, \frac{16}{3}\lambda^2, \infty$. The solutions around different singular points and their region of validity are summarised in TABLE I. For a discussion on hypergeometric functions, we refer to the work of Maier (2006).

Here we have written down four different solutions around four singular points. Now, the question that which of these solutions are actually relevant as the complementary functions of equation (30) depends on the boundary conditions and what range of the Ricci scalar R one is looking for. We will discuss this in detail when we write down the general solution for $f(R)$.

We will now solve for the particular integral by considering a particular form for the inhomogeneous term $\frac{\rho}{3}$ in the right hand side of equation (30). Here again we consider $\rho = \frac{\rho_0}{a^3}$ as discussed in the context of constant deceleration parameter case and equation (30) becomes,

$$(R - 4\lambda^2) \left(R - \frac{16}{3}\lambda^2\right) f''(R) - \frac{1}{6} (R - 8\lambda^2) f'(R) - \frac{1}{6} f(R) = k \left(R - \frac{16\lambda^2}{3}\right) \quad (32)$$

where $k = \pm \frac{\rho_0}{16\lambda^2 a_0^3}$, positive and negative sign correspond to Type II and Type I evolution respectively. The particular integral for this equation can easily be found to be,

$$f_p(R) = -3k \left(R - \frac{8\lambda^2}{3}\right) \quad (33)$$

where subscript p stands for particular integral.

In order to find the relevant $f(R)$ gravity model giving rise to a late time Λ CDM model, we need to choose proper conditions. We will illustrate this with two examples, one each for Type I and Type II evolution.

Table 1. The solution around different singular points and their region of validity. Subscript h stands for the homogeneous part of the solution. W_1 and W_2 are integration constants.

Singular Point	Solution	Range of applicability
$z = 0$ ($R = 4\lambda^2$)	$f_h(z) = W_1 {}_2F_1(a, b; c; z)$ $+W_2 z^{1-c} {}_2F_1(1+a-c, 1+b-c; 2-c; z)$	$-1 < z < 1$ ($\frac{8\lambda^2}{3} < R < \frac{16\lambda^2}{3}$)
$z = 1$ ($R = \frac{16\lambda^2}{3}$)	$f_h(z) = W_1 {}_2F_1(a, b; 1+a+b-c; 1-z)$ $+W_2 (z-1)^{c-a-b} {}_2F_1(c-a, c-b; 1+c-a-b; 1-z)$.	$0 < z < 2$ ($4\lambda^2 < R < \frac{20\lambda^2}{3}$)
$z = \infty$ ($R = \infty$)	$f_h(z) = W_1 (z-1)^{-a} {}_2F_1(a, c-b; a-b+1; (1-z)^{-1})$ $+W_2 (z-1)^{-b} {}_2F_1(b, c-a; b-a+1; (1-z)^{-1})$	$1 < z < \infty$ ($\frac{16\lambda^2}{3} < R < \infty$)
$z = -\infty$ ($R = -\infty$)	$f_h(z) = W_1 (-z)^{-a} {}_2F_1(a, a-c+1; a-b+1; z^{-1})$ $+W_2 (-z)^{-b} {}_2F_1(b, b-c+1; b-a+1; z^{-1})$	$-\infty < z < 0$ ($-\infty < R < 4\lambda^2$)

Example of a general solution for Type I evolution:

Let us first take up the Type I evolution. From Table I, we have two choices for this case. We can use the third solution for the whole range $\frac{16\lambda^2}{3} < R < \infty$ and also the second solution for the range $\frac{16\lambda^2}{3} < R < \frac{20\lambda^2}{3}$. We will use the third solution as the complementary function for this case, as this one function will do the job for the entire region $R > \frac{16\lambda^2}{3}$.

We will thus write down the complete solution for $f(R)$, in terms of $z = \frac{3(R-4\lambda^2)}{4\lambda^2}$, for Type I case which is valid for the whole range $R > \frac{16\lambda^2}{3}$. As the curvature R is expected to decrease with the evolution, this is consistent with an indefinite past -

$$f(z) = W_1 (z-1)^{-a} {}_2F_1(a, c-b; a-b+1; (1-z)^{-1}) + W_2 (z-1)^{-b} {}_2F_1(b, c-a; b-a+1; (1-z)^{-1}) - 4k\lambda^2 (z+1). \quad (34)$$

We have one free parameter at our disposal to make this work at the present epoch. The value of λ should be such that that $R_0 > \frac{16}{3}\lambda^2$, where R_0 is the present value of the Ricci scalar.

Viability of the solution:

From the expression of $f(z)$, one can note that at high curvature when $z \rightarrow \infty$ the second term will dominate. Thus, for the viability criterion at high curvature regime we must have $W_2 > 0$. At low curvature when z is very close to 1, the first two terms will dominate and the behaviour will depend on the relative sizes of W_1 and W_2 . In this case f' and f'' will be of opposite signs as can be seen from the figures 4, 5 where as example we have chosen

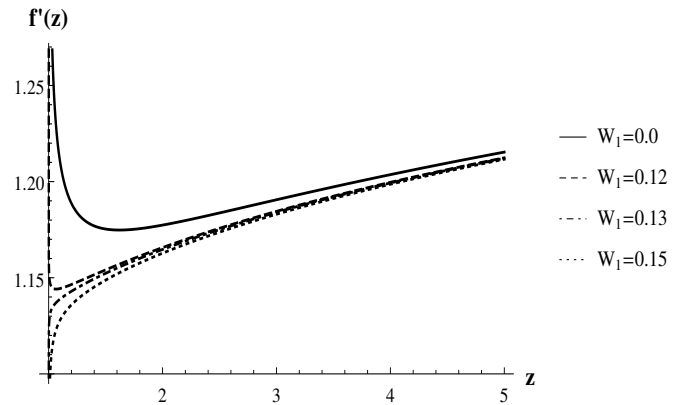


Figure 4. Plot of f' with z for different values of W_1 , where we have chosen $W_2 = 0.1$, and $4k\lambda^2 = -\frac{\rho_0}{a_0^3} = -1$.

$W_2 = 0$ and $\frac{\rho_0}{a_0^3} = 1$ (with this choice $\frac{\rho_0}{a_0^3} = 1$ we have $f'_p(z) = 1$ but the qualitative inferences will not depend on this particular choice) and thus both of them can not be positive simultaneously. So either f' or f'' dips to high negative values for low values of z . The model will show an effectively negative value of the Newtonian constant of gravity or will be unstable, which are not viable options for local astronomy if not for anything else.

Example of a general solution for Type II evolution:

For Type II case, we can use the first solution for the range $\frac{8\lambda^2}{3} < R < \frac{16\lambda^2}{3}$, the second solution for the range $4\lambda^2 < R < \frac{16\lambda^2}{3}$ and the fourth solution for the range $-\infty < R < 4\lambda^2$. None of which are valid for the whole range $0 < R < \frac{16\lambda^2}{3}$. Here we will use the first one as the complementary function, so the complete solution which is

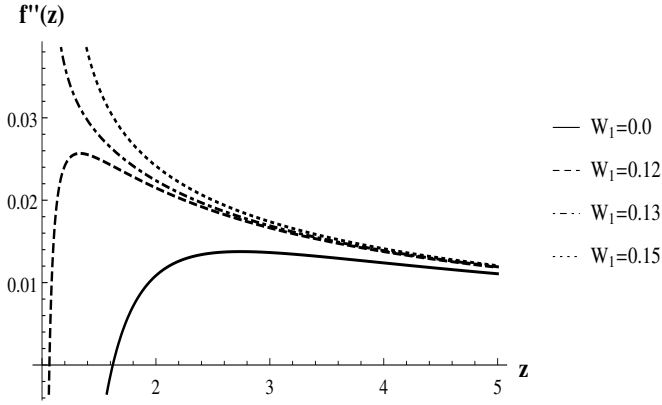


Figure 5. Plot of f'' with z for different values of W_1 , where we have chosen $W_2 = 0.1$, and $4k\lambda^2 = -\frac{\rho_0}{a_0^3} = -1$.

valid for the range $\frac{8\lambda^2}{3} < R < \frac{16\lambda^2}{3}$, is given by,

$$f(z) = W_1 {}_2F_1(a, b; c; z) + W_2 z^{1-c} {}_2F_1(1+a-c, 1+b-c; 2-c; z) - 4k\lambda^2(z+1). \quad (35)$$

For $W_2 \neq 0$ this expression is valid in the range $0 < z < 1$. Otherwise it is valid for the range $-1 < z < 1$.

One can easily see that by fixing the value of λ , this example can also be made work at the present epoch, but this cannot be extended to an indefinite past.

Viability of the solution:

With non-zero W_2 , when $z \rightarrow 0$, the contribution from the second term in f' will be very small. If we choose, for example $4k\lambda^2 = \frac{\rho_0}{a_0^3} = 1$, some manipulations with the hypergeometric series will reveal that $W_1 > 3$ for $f' > 0$ when $z \rightarrow 0$. The contribution from the second term will dominate in f'' . Thus, we need $W_2 > 0$ for f'' to be positive. When $W_2 = 0$ for $f'' > 0$ we must have $W_1 < 0$. Thus we cannot make both f' and f'' positive when $z \rightarrow 0$ with $W_2 = 0$. We have also plotted f' and f'' in figures 6 and 7 to study the features in more detail with the choice $4k\lambda^2 = \frac{\rho_0}{a_0^3} = 1$ and $W_1 = 3.5$ as example. For higher values of W_2 , such as 2 or 3, one can have both f' and f'' positive, but the equation of state for the type II models are completely unfavourable for low values of t , i.e., high values of z .

As examples we have chosen two of the solutions from Table I and performed the viability analysis. We can also do the same for rest of the solutions of the table. For the solution around $z = 1$ i.e. the second one in the table, f' and f'' have opposite sign as $z \rightarrow 1$. The same is the situation for the solution around $z = -\infty$ i.e. the last solution in the table, when $z \rightarrow 0$.

One thing is important to note here that the particular integral for the constant jerk case contains R as a term, thus we can always recover the General Relativity $f(R) = R$ as

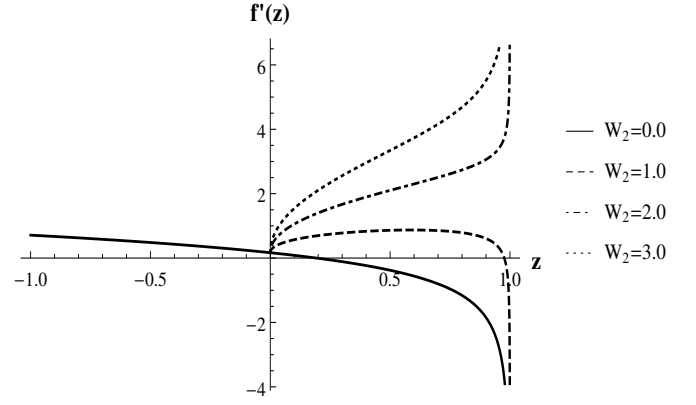


Figure 6. Plot of f' with z for different values of W_2 , where we have chosen $W_1 = 3.5$, and $4k\lambda^2 = \frac{\rho_0}{a_0^3} = 1$.

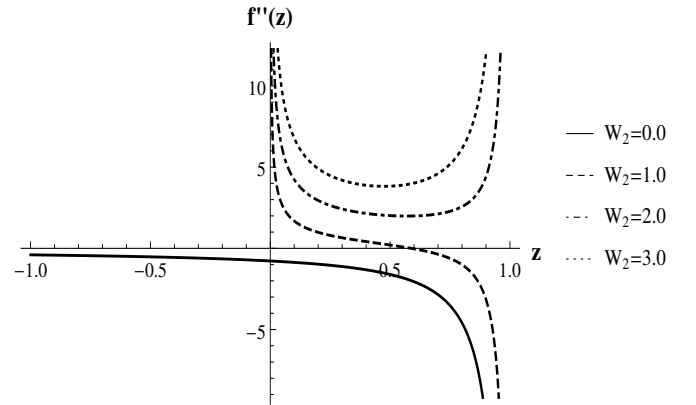


Figure 7. Plot of f'' with z for different values of W_2 , where we have chosen $W_1 = 3.5$, and $4k\lambda^2 = \frac{\rho_0}{a_0^3} = 1$.

a special case for this kind of model.

Dunsby et al. (2010) started with an evolution ansatz for the Hubble parameter. From Friedmann equations for an $f(R)$ gravity model along with a cosmological constant, they found that the only real valued $f(R)$ that is able to mimic Λ CDM expansion for a dust filled universe actually corresponds to the Einstein-Hilbert action with a positive cosmological constant. In a later work He & Wang (2013) showed, with a slightly different approach, that there is indeed a real-valued analytical $f(R)$ in terms of the hypergeometric functions which admit an exact Λ CDM expansion history. The solution that they got matches with one of the present cases, written as equation (34), if one identifies $\frac{16}{3}\lambda^2 = 4\Lambda$ and $3k = -1$. The difference is that, they have made $W_2 = 0$ by arguing that the model should have a ‘‘chameleon’’ property i.e. $f_h(R)$ and $f'_h(R)$ are convergent when $R \rightarrow \infty$.

5 CONCLUSION

In this work a new strategy for reconstructing $f(R)$ gravity models for a given expansion history of the universe has been attempted using Raychaudhuri equation. Two examples have been successfully worked out. The first one is that of a simple ever accelerating model. The reconstructed $f(R)$ is a simple combination of powers of R , consistent with the examples found in the literature. But potentially a wide variety of models can be found from the present work as the powers of R are not uniquely determined. One intriguing feature is that the $f(R)$ models, giving rise to Einstein gravity as a special case, cannot yield an ever accelerating model for the universe.

The second example recovers the celebrated Λ CDM mode of evolution. Two illustrations are given. The $f(R)$ theory recovered is definitely not a simple function of R , all the models are such that $f(R)$ is a hypergeometric function of R . We also recover the model given by [He & Wang \(2013\)](#) as a special case of the first illustration (Type I). The model is valid for the early universe (large curvature regime) to the present epoch subject to a tuning of the constants. The second illustration (Type II) is definitely different from the one given by [He & Wang \(2013\)](#). But this works only for a limited span of the evolution as R is bounded on both sides. This looks fine for the current state of the universe, but cannot be extended to a distant past.

The major conclusion from the present work is the following. The second example that we discuss, which is arguably the most favoured evolution history of the universe, namely the Λ CDM mode of evolution, can lead only to the trivial choice $f(R) = R - 2\Lambda$ as the viable option. All the non trivial possibilities of the choice of $f(R)$ leading to $j = 1$, are plagued with either instability, or a negative effective Newtonian constant of gravity or not having a sufficient matter dominated regime in the past or some combination of such pathologies. Our first example, the toy model with a constant negative deceleration parameter, fails the fitness test of stability for moderately high values of z .

The method, a theoretical reconstruction of cosmological models using the Raychaudhuri equation, appears to be quite powerful. Many exotic models can in principle be put to test with the help of this tool.

ACKNOWLEDGEMENTS

The authors thank the anonymous referee whose comments and suggestions improved the quality of the work. Shibendu Gupta Choudhury (SGC) thanks CSIR, India for financial support. SGC thanks Soumya Chakrabarti for valuable discussions.

REFERENCES

Albareti F. D., Cembranos J. A. R., de la Cruz-Dombriz A., Dobado A., 2013, *J. Cosmology Astropart. Phys.*, 1307, 009
 Banerjee N., Pavon D., 2001, *Phys. Rev. D*, 63, 043504

Bertolami O., Martins P. J., 2000, *Phys. Rev. D*, 61, 064007
 Brax P., 2018, *Rep. Prog. Phys.*, 81, 016902
 Capozziello S., Cardone V. F., Carloni S., Troisi A., 2003, *Int. J. Mod. Phys. D*, 12, 1969
 Capozziello S., Cardone V. F., Salzano V., 2008, *Phys. Rev. D*, 78, 063504
 Carloni S., Goswami R., Dunsby P. K. S., 2012, *Class. Quantum Grav.*, 29, 135012
 Carroll S. M., Duvvuri V., Trodden M., Turner M. S., 2004, *Phys. Rev. D*, 70, 043528
 Cembranos J. A. R., 2006, *Phys. Rev. D*, 73, 064029
 Das S., Banerjee N., Dadhich N., 2006, *Class. Quantum Grav.*, 23, 4159
 Dolgov A. D., Kawasaki M., 2003, *Phys. Lett. B*, 573, 1
 Dunsby P. K. S., Elizalde E., Goswami R., Odintsov S., Saez-Gomez D., 2010, *Phys. Rev. D*, 82, 023519
 Ehlers J., 1961, *Akad. Wiss. Lit. Abhandl. Math.-Nat.Kl.*, 11, 793
 Ehlers J., 1993, *Gen. Relat. Gravit.*, 25, 1225
 Ellis G. F. R., Madsen M. S., 1991, *Class. Quantum Grav.*, 8, 667
 Guarnizo A., Castaneda L., Tejeiro J. M., 2011, *Gen. Relativ. Gravit.*, 43, 2713
 Haridasu B. S., Lukovic V. V., D'Agostino R., Vittorio N., 2017, *A&A*, 600, L1
 He J., Wang B., 2013, *Phys. Rev. D*, 87, 023508
 Lombriser L., Slosar A., Seljak U., Hu W., 2012, *Phys. Rev. D*, 85, 124038
 Maier R. S., 2006, *Trans. Amer. Math. Soc.*, 358, 39
 Mukherjee A., Banerjee N., 2016, *Phys. Rev. D*, 93, 043002
 Nojiri S., Odintsov S. D., 2003, *Phys. Lett. B*, 576, 5
 Nojiri S., Odintsov S. D., 2003, *Phys. Rev. D*, 68, 123512
 Nojiri S., Odintsov S. D., 2006, *Phys. Rev. D*, 74, 086005
 Nojiri S., Odintsov S. D., 2007, *Int. J. Geom. Meth. Mod. Phys.*, 4, 115
 Nojiri S., Odintsov S. D., Saez-Gomez D., 2009, *Phys. Lett. B*, 681, 74
 Padmanabhan T., 2003, *Phys. Rep.*, 380, 235
 Pogosian L., Silvestri A., 2008, *Phys. Rev. D*, 77, 023503
 Raychaudhuri A., 1955, *Phys. Rev.*, 98, 1123
 Rubin D., Hayden B., 2016, *ApJ*, 833, L30
 Santos C. S., Santos J., Capozziello S., Alcaniz J. S., 2017, *Gen. Relativ. Gravit.*, 49, 50
 Santos J., Alcaniz J. S., Reboucas M. J., Carvalho F. C., 2007, *Phys. Rev. D*, 76, 083513
 Sawicki I., Hu W., 2007, *Phys. Rev. D*, 75, 127502
 Silvestri A., Trodden M., 2009, *Rept. Prog. Phys.*, 72, 096901
 Song Y-S., Peiris H., Hu W., 2007, *Phys. Rev. D*, 76, 063517
 Sotiriou T. P., Faraoni V., 2010, *Rev. Mod. Phys.*, 82, 451
 Starobinsky A. A., 1980, *Phys. Lett. B*, 91, 99
 Visser M., 2004, *Class. Quantum Grav.*, 21, 2603
 Zhai ZX., Zhang MJ., Zhang ZS., Liu XM., Zhang TJ., 2013, *Phys. Lett. B*, 727, 8