

Optimal (Randomized) Parallel Algorithms in the Binary-Forking Model

Guy E. Blelloch
Carnegie Mellon University
guyb@cs.cmu.edu

Jeremy T. Fineman
Georgetown University
jfineman@cs.georgetown.edu

Yan Gu
Carnegie Mellon University
yan.gu@cs.cmu.edu

Yihan Sun
Carnegie Mellon University
yihans@cs.cmu.edu

ABSTRACT

In this paper we develop optimal algorithms in the binary-forking model for a variety of fundamental problems, including sorting, semisorting, list ranking, tree contraction, range minima, and set union, intersection and difference. In the binary-forking model, tasks can only fork into two child tasks, but can do so recursively and asynchronously, and join up later. The tasks share memory, and costs are measured in terms of work (total number of instructions), and span (longest dependence chain).

Due to the asynchronous nature of the model, and a variety of schedulers that are efficient in both theory and practice, variants of the model are widely used in practice in languages such as Cilk and Java Fork-Join. PRAM algorithms can be simulated in the model but at a loss of a factor of $\Omega(\log n)$ so most PRAM algorithms are not optimal in the model even if optimal on the PRAM. All algorithms we describe are optimal in work and span (logarithmic in span). Several are randomized. Beyond being the first optimal algorithms for their problems in the model, most are very simple.

1 INTRODUCTION

There is a rich history of research on parallel algorithms from the 1970s, or some even earlier. During the 80s and early 90s, there were hundreds of papers and several books and survey articles [19, 66, 68, 80] for parallel algorithms, mostly analysed using the Random Access Machine (PRAM) model [82]. Despite the advantages of the PRAM, unfortunately, the corresponding parallel machines did not make it to the mainstream during the 90s, leaving a gap in research during the turn of the century.

In recent years, however, parallel machines have become prevalent from the smallest smartphones to PCs and servers. As with the PRAM, almost all of these new machines are shared memory. It is therefore natural to ask whether PRAM algorithms are relevant to today's multicore machines. The answer is certainly **yes** in terms of conceptual ideas. For instance, Blelloch et al. [49, 84] have a series of results that show that many algorithms using ideas developed for the PRAM lead to the current fastest parallel implementations for a variety of fundamental problems.

This is not to say that today's multicore machines look like or should be programmed as a PRAM—indeed, they do not and should not. Today's machines differ from the PRAM in that they are highly asynchronous as a consequence of variations in processor rates due to cache effects, processor pipelines, branch prediction, hyper-threading, changing clock speeds, interrupts, and several other factors. Furthermore, due to sharing with other jobs, the number of processors available can change over time. For all these reasons, and more, most parallel programming assumes dynamic creation of

threads (tasks), a dynamic scheduler to map threads to processors, and no assumption of tight synchronization. Most programming languages and extensions for shared memory parallelism, such as Cilk [72], Java Fork-join [71] or OpenMP [47], support this form of parallelism with dynamic scheduling.

Therefore, it is natural to ask what is the appropriate theoretical model to capture these properties? Researchers have been working on this questions and have suggested models based on dynamic parallelism and measuring the algorithmic cost using work and span (equivalently depth or critical path length), e.g., [10, 17, 19, 28, 33, 35, 72]. Such models provide a higher level of abstraction and allow algorithm design without worrying about mapping the computation to the physical processors or enforcing tight synchronization. The mapping process is done by a *scheduler* that can be both efficient in theory and in practice. In this paper we consider the binary-forking model based on nested parallelism, which we believe can appropriately measure the cost of an algorithm on modern hardware. The binary-forking model assumes a computation begins with one thread, and can fork new threads dynamically one at a time in any nested fashion, to be joined at when they finish. The instructions of the parallel threads can be interleaved arbitrarily. The cost of a computation is measured in terms of the total work and the span (critical path or depth) of a computation. Any computation in the binary-forking model that has W work and D span can be simulated (scheduled) on P loosely synchronous processors in $O(W/P + D)$ time *whp*¹ [35]—similar bounds hold when the number of processors and their relative processing rates change over time. More details on the model and scheduling is given in Section 2.

Since binary forking (as opposed to arbitrary-way forking) is important to the simulation and scheduling results [1, 10, 35], this model is used in a variety of recent papers for parallel algorithm research (a list of examples: [2, 29, 59, 83]). Therefore, it is natural to ask, *how does the restriction of binary forking change theoretical results for a variety of parallel algorithms?* Specifically, what are the algorithmic costs for fundamental algorithms under this more realistic assumption? Perhaps surprisingly, the answer to this question is not even known for basic problems such as sorting. For example, Cole's ingenious pipelined merge sort on n keys and processors takes $O(\log n)$ parallel time (span) on the PRAM [38]. Translated to the binary-forking model, however, the algorithm requires $O(\log^2 n)$ span since each round requires binary forking to create n -way parallelism. With $O(\log^2 n)$ span it is no better than a much more naive merge sort [29]. We are unaware of any existing sorting can be done in $O(n \log n)$ work and $O(\log n)$ span in the binary-forking model. Many other similar questions on the optimality of other problems are unknown, including for semisorting, list/tree contraction, random permutation, ordered-set operations (union, intersect, and difference), and range minimum queries.

¹We say $O(f(n))$ **with high probability (whp)** in n to indicate $O(cf(n))$ with probability at least $1 - n^{-c}$ for $c \geq 1$. When clear from context we drop the “in n ”.

Problem	Ref.	Work	Span
Previously Known			
Reduce	[16, 66]	$O(n)$	$O(\log n)$
Merge	[29, 66]	$O(n)$	$O(\log n)$
Prefix Sum	[16, 66]	$O(n)$	$O(\log n)$
Matrix Multiplication	[45]	$O(n^3)$	$O(\log n)$
New in This Paper			
List Contraction	Sec 3	$O(n)$	$O(\log n)^*$
Sorting, Semisorting	Sec 4	$O(n \log n)^\dagger$	$O(\log n)^*$
Random Permutation	Sec 5	$O(n)^\dagger$	$O(\log n)^*$
Range Minimum Query	Sec 6	$O(n)$	$O(\log n)$
Tree Contraction	Sec 7	$O(n)$	$O(\log n)^*$
Ordered-Set Operations (UNION, INTERSECT, DIFF.)	Sec 8	$O(m \log \frac{n}{m} + 1)$	$O(\log n)$

Table 1: The bounds of the new algorithms in this paper in the binary-forking model.

*: with high probability. † : in expectation.

The biggest challenge in designing efficient parallel algorithms in the binary-forking model is to avoid heavy use of global synchronization. The main contribution of this paper is a list of new optimal parallel algorithms, and the results are summarized in Table 1.

THEOREM 1.1 (MAIN THEOREM). *Sorting, semisorting, list/tree contraction, random permutation, ordered-set operations, and range minimum queries can be computed in the binary-forking model with optimal work and span ($O(\log n)$).*

All new algorithms in this paper use none or only a constant number of global synchronization rounds, which is by itself an interesting result. It is also worth mentioning that most of the new algorithms are arguably simple. For instance, we believe that the algorithm of list contraction is simpler than previous ones [9, 11, 41, 66, 68, 78, 79, 87–89].

2 MT-RAM AND BINARY-FORKING MODELS

There are many shared-memory models that have been proposed to capture the asynchronous nature of today’s machines. To be precise, in this paper, we use the Multi-Threaded Random-Access Machine (MT-RAM) model [22, 49]. The model measures the cost of algorithms in terms of their work and their span (or depth). It captures ideas of several other models that are based on dynamic nested parallelism and analyzing costs in terms of work and span [10, 19, 28, 35], and is similar to the cost models of the Nesl [17, 20] and Cilk [33, 72] programming languages. We consider an important special case of the MT-RAM model, the binary-forking model.

For background, the PRAM model [82] consists of p processors, each a sequential random access machine (RAM), connected to a common shared memory of unbounded size. Processors run synchronously in lockstep. Although processors have their own instruction pointer, in typical algorithms they all run the same program. There are several variants of the model depending on how concurrent accesses to shared memory are handled—e.g., CRCW allows concurrent reads and writes, and EREW requires exclusive reads and writes. A more detailed description of the model and its variants can be found in JáJá’s book on parallel algorithms [66].

The **Multi-Threaded Random-Access Machine (MT-RAM)** [22] consists of a set of **threads** that share a memory of unbounded size. Each thread acts like a sequential RAM—it works on a program stored in memory, has a constant number of registers, and has standard RAM instructions (including an end to finish the computation).

The MT-RAM extends the RAM with a fork instruction that takes a positive integer k and forks k new child threads. Each child thread receives a unique integer in the range $1, \dots, k$ in its first register and otherwise has the identical state as the parent, which has a 0 in that register. They all start by running the next instruction. When a thread performs a fork, it is suspended until all the children terminate (execute an end instruction). The first instruction run by the parent when all its children complete is called a **join** instruction. A computation starts with a single **root** thread and finishes when that root thread ends. This model supports what is often referred to as nested parallelism. If the root thread never does a fork, it is a standard sequential program.

A computation in the MT-RAM defines a partial order on the instructions. In particular, (1) every instruction depends on its previous instruction in the same thread (if any), (2) every first instruction in a thread depends on the fork instruction of the parent that generated it, and (3) every join instruction depends on the end instruction of all child threads that the corresponding fork generated. These dependences define the partial order. The *work* of a computation is the total number of instructions, and the *span* is the longest sequence of dependent instructions. As usual, the partial order can be viewed as a DAG.

We assume that the results of memory operations are consistent with some total order (linearization) on the instructions that preserves the partial order—i.e., a read will return the value of the previous write to the same location in the total order. The choice of total order can affect the results of a program since threads can communicate through the shared memory. In general, therefore, computations can be nondeterministic. Two instructions are said to be **concurrent** if they are unordered, and **ordered** otherwise. Two instructions **conflict** if one writes to a memory location that the other reads or writes. We say two instructions **race** if they are concurrent and conflict. If there are no races in a computation, then all linearized orders will return the same result. A particular linearized order is to iterate sequentially from the first to last child in each fork. We call this the **sequential ordering**. The new algorithms for range minimum query and set operations in this paper are race-free, and the others are not.

Since the MT-RAM is asynchronous, it is useful to add some additional memory instructions for the purpose of synchronizing. Possible instructions include test-and-set (TS), fetch-and-add (FA), compare-and-swap (CA), and priority-write (PW). For all algorithms in this paper, TS is sufficient. It takes a reference to a memory location, and atomically checks if its contents is 0 and if so sets it to 1 and returns true; otherwise it returns false.

To simplify issues of parallel memory allocation we assume there is an allocate instruction that takes a positive integer n and allocates a contiguous block of n memory locations, returning a pointer to the block, and a free instruction that given a pointer to an allocated block, frees it.

The **binary-forking model** is the MT-RAM with $k = 2$, i.e, it only supports binary forking, and assumes all instructions including forking and synchronization instructions have unit costs. When we use TS in the algorithm, we say it works in the binary-forking model with TS.

Why the MT-RAM and binary-forking model?

The standard PRAM model assumes all processors are fully synchronized, but real machines are not synchronous. Furthermore,

most parallel current parallel programs rely on a scheduler to dynamically map threads (or processes) to processors. There are several reasons why asynchrony and dynamic scheduling is crucial. Many factors can cause processors to proceed at different rates (caches, pipelining, interrupts, branch prediction, clock scaling, etc.). This means that even if synchronization instructions were cheap, it would be wasteful, or even fruitless, to try to keep the processors synchronized. It also means it is important to dynamically schedule since most of these costs and variations are non-deterministic and cannot be known ahead of time. On top of this, in many practical environments multiple jobs are running on the same resources, and the operating system needs to dynamically take away or add processors to a job.

Analyzing algorithm in the MT-RAM, or similar models, raises the level of abstraction and allows the scheduler to dynamically schedule the threads to processors to handle variations in progress, and possibly number of processors. The question then becomes how to account for the costs and effectiveness of the scheduler. Fortunately, several scheduling theorems are known that can bound the costs of computations using the given scheduler on particular classes of machine [10, 28, 35]. For example, the following theorem [10, 34] can bound the runtime for programs in the binary-forking model on a P processor loosely synchronized parallel machine.

THEOREM 2.1 ([10, 34]). *For any computation in the binary-forking model that does W work and has D span, a work-stealing scheduler will execute the computation in*

$$O\left(\frac{W}{P} + D\right)$$

time on P processors whp in W .

This is optimal. A slight variant of the theorem applies in a more general setting where individual processors can stop and start [10].

An important question is how the models relate to the PRAM from a theoretical perspective. In the PRAM we can measure work as the time-processor product, and the span as the time. The PRAM and MT-RAM can be cross simulated in a work-preserving fashion, with at most a logarithmic change in span. Since a PRAM is at least as powerful as a loosely coupled machine, the binary-forking model can be simulated on a CRCW PRAM in the bounds given in Theorem 2.1 (i.e., no change in span, but randomized). This is true even allowing for TS. The MT-RAM with arbitrary k can be simulated on a p -processor CRCW PRAM with an additional $O(\log^* p)$ factor based on approximate prefix sums [28, 57]. A p -processor CRCW PRAM can be trivially simulated on the MT-RAM with $k = p$ with no loss in work or span.

Importantly simulating a p -processor PRAM, even the weakest EREW version, on the binary-forking model requires a $\Theta(\log p)$ factor loss in span. This is a lower bound since just forking p parallel instructions (one step on a PRAM) requires at least $\log p$ steps on the binary-forking model.

Existing results based on binary forking. As mentioned, many existing parallel algorithms [2, 29, 59, 83] are analyzed in variants of the binary-forking model. Regarding optimal parallel algorithms, the classic algorithms for reduce, merge, and prefix sum [16, 66] can easily be converted to be optimal in the binary-forking model [29]. Matrix multiplication can be viewed as independent inner products, which is also optimal. However, for many fundamental problems

Algorithm 1: LIST-CONTRACTION(L)

Input: A doubly-linked list L of size n . Each element l_i has a random priority $p(l_i)$.

```

1  $flag \leftarrow \{0, \dots, 0\}$ 
2 parallel foreach element  $l_i$  in  $L$  do
3   if  $p(l_i) < p(prev(l_i))$  or  $p(l_i) < p(next(l_i))$  then
4      $l_i.flag \leftarrow 1$  // 0 or 1 child in the tree
5 parallel foreach element  $l_i$  in  $L$  do
6    $c \leftarrow l_i$ 
7   while  $p(c) < p(prev(c))$  and  $p(c) < p(next(c))$  do
8     //  $c$  is a leaf node
9     Splice  $c$  out, and let  $c'$  be  $prev(c)$  or  $next(c)$  with the
      smaller priority
10    if TEST-AND-SET( $c'.flag$ ) then
11      break // not the last child of  $c'$ 
       $c \leftarrow c'$ 
```

discussed in this paper, we are unaware of existing parallel algorithms with optimal work and $O(\log n)$ span. The classic algorithms use synchronization in a crucial way to reduce the span, and we see no way to easily remove it.

Memory Costs. In this paper we assume memory access has constant cost. It is easy to extend the MT-RAM to account for caching or assymetric read-write costs. In fact a significant amount of previous work on models similar to the MT-RAM has been either in the context of modeling caches [1, 21, 26, 27, 29, 32, 39, 40], or for read-write asymmetry [12, 24, 25, 37, 65]. The reason for this is that in these models different instructions have different costs (e.g., a cache miss is more expensive than an cache hit, or a write is more expensive than a read), so assuming full synchrony does not work.

We believe assuming constant cost is still very useful in helping design efficient algorithms for todays machines. Recent work has shown that algorithms that are efficient in the MT-RAM are also efficient in practice [49]. In this paper we focus on shared memory and do not consider distributed settings [48, 58, 67].

3 LIST CONTRACTION

List ranking [9, 11, 41, 66, 68, 78, 79, 87–89] is one of the most canonical problems in the study of parallel algorithms. The problem is given a set of linked lists, to return to each element in each list its position in the list. The problem has received considerable attention because of: (1) its fundamental nature as a pointer-based algorithm that seems on the surface to be sequential; and (2) it has many applications as a subroutine in other algorithms. Wyllie [89] first gave an $O(n \log n)$ work and $O(\log n)$ time algorithm for the problem on the PRAM over 40 years ago. This was later improved to a linear work algorithm [42]. Although this problem has been extensively studied, to the best of our knowledge, all existing algorithms have $\Omega(\log^2 n)$ span in the binary-forking model because they are all round-based algorithms and run in $\Omega(\log n)$ rounds.

We now present a simple randomized algorithm (Algorithm 1) that is theoretically optimal (linear work, and $O(\log n)$ span whp) in the binary-forking model. The algorithm contracts a list but can be easily adapted to rank the list by a second phase that expands it back out. This algorithm is inspired by the list contraction algorithm in [85], but it improves the span by $\Theta(\log n)$, and is quite simple.

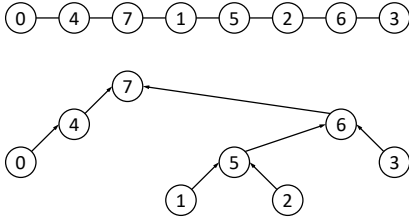


Figure 1: An example of an input list with 8 elements. The number in each element is the priority drawn from a random permutation. The dependences of the contractions are shown as a binary tree structure. In a round-based algorithm [85], the execution is in 4 rounds: $\{0, 1, 2, 3\}$, $\{4, 5\}$, then $\{6\}$, and finally $\{7\}$. In Algorithm 1, the execution is asynchronous, and a possible tree-path decomposition is $\{0, 4\}$, $\{\emptyset\}$, $\{\emptyset\}$, $\{1\}$, $\{\emptyset\}$, $\{2, 5, 6, 7\}$, $\{\emptyset\}$, and $\{3\}$ for all 8 elements from left to right. The length of a tree-path is bounded by the tree height.

The main challenge in designing a work-efficient parallel list contraction algorithm is to avoid interference by preventing removing two consecutive elements. One solution is via assigning each element a priority from a random permutation. An element can be spliced out only when it has a smaller priority than its previous and next elements, so the neighbor elements cannot be spliced out simultaneously. If the splicing is executed in rounds (namely, splicing out all possible elements in a round-based manner), then Shun et al. [85] showed that the entire algorithm requires $\Theta(\log n)$ rounds *whp*, leading to $\Theta(\log^2 n)$ span *whp* in the binary-forking model. The dependence structure of the computation is equivalent to a randomized binary tree. On each round we can remove all leaf nodes so the full tree is processed in a number of rounds proportional to the tree depth. An example is illustrated in Figure 1.

After a more careful investigation, we note that the splicing can proceed asynchronously, and not necessarily based on rounds. For example, the last spliced node with priority 7 separates the list into two disjoint sublists, and the contractions on the two sides are independent and can run asynchronously. Conceptually we can do this recursively, and the recursion depth is $\Theta(\log n)$ *whp* [85]. Unfortunately, we cannot directly apply the divide-and-conquer approach since L is stored as a linked list and deciding the elements within sublists is as hard as the list contraction algorithm itself.

In Algorithm 1, we show an approach that is equivalent to the algorithm in [85], but it reduces the span to $\Theta(\log n)$ in the binary-forking model by allowing the splicing in each round to be run asynchronously. A parallel-for loop generates n tasks (threads) that each checks an element to see if it can be spliced out immediately. The loop can be implemented by binary forking for $\log_2 n$ levels. Those tasks with failed checks quit (line 6), and the others splice the nodes, remain alive, and grasp the next elements to be spliced (line 7). It is possible that two tasks grasp the same element from both sides. For instance, the threads for nodes 1 and 2 in Figure 1 will both try to work on node 5 after they finish their first splittings. This is resolved by the *flag* of each element, which is set to be 0 if such a situation happens on this node and 1 otherwise (line 2-3). Then by applying TEST-AND-SET on this flag, the first task succeeds and quits, and the second task fails, takes the element, and is responsible for future operations.

THEOREM 3.1. *Algorithm 1 for list contraction has $O(n)$ work and $O(\log n)$ span *whp* in the binary-forking model with TS.*

PROOF. The correctness of this algorithm can be shown as it applies the same operations as the list contraction algorithm in [85], although Algorithm 1 runs in a much less synchronous manner. The execution of each thread corresponds to a tree-path in the dependence structure starting from a leaf node and ending on either the root or when winning a TEST-AND-SET. A possible decomposition of the example is shown in the caption of Figure 1. This observation also indicates that the number of iterations of the while-loop on line 6 for any task is $O(\log n)$ *whp*, bounded by the tree height. The span is therefore $O(\log n)$ *whp*. The work is linear because one element is spliced out every time when line 7-9 is executed. \square

It is worth noting that, even disregarding the improved span for the binary-forking model, we believe this algorithm is conceptually simpler and easier to implement compared to existing linear-work, logarithmic-time PRAM algorithms [9, 43]. The version discussed here requires a random permutation, which is discussed in Section 5. A more carefully analysis can show that the priority can be chosen as integers from 1 to n^k for $k \geq 2$ with arbitrary tie-breaking.

4 SORTING

In this section we discuss optimal parallel algorithms to comparison sort and semisort [86] n elements using $O(n \log n)$ and $O(n)$ expected work respectively, and $O(\log n)$ span *whp*.

For comparison sort, we do not know any existing work-efficient algorithms with $O(\log n)$ span (e.g., [29, 38, 40, 66]). One can possibly try to adapt the logarithmic-depth sorting networks [4, 81] to the binary-forking model. However, not only are we unaware of an existing solution, but also these algorithms themselves are complicated and not very practical. A promising candidate is to use sample-based sorting [53] because it is based on divide-and-conquer and does not require no global synchronization among the subproblems.

In this paper, we discuss a relatively simple algorithm (Algorithm 2) that sorts n elements in $O(n \log n)$ expected work and $O(\log n)$ span *whp*. The work bound can be shown with high probability, and details are discussed in the full version of this paper. The analysis is also straightforward, so even without considering the binary-forking model, it is still an interesting result.

Algorithm 2 runs as follows recursively. Once the subproblem size falls below a constant threshold, we sequentially sort them and quit. Otherwise, for a subproblem of size n , we select $n^{1/3} \log_2 n$ samples uniformly at random, and use the quadratic sorting algorithms to sort these samples (i.e., by making pairwise comparisons). These two steps use $o(n)$ work, and has constant time (span) on a PRAM or $O(\log n)$ span in the binary-forking model. Then we subselect every $\log_2 n$ -th sample to be a pivot, and use these $n^{1/3}$ pivots to partition all elements into $n^{1/3} + 1$ buckets, each contains at most $c_1 n^{2/3}$ elements with probability at least $1 - n^{-c_1}$ for a certain constant r and any constant $c_1 > 1$ (using the Chernoff bound). We then allocate $n^{1/3} + 1$ arrays each with size $2c_1 n^{2/3}$. Then we apply a parallel for-loop for every element, and use a binary search for each element to decide the corresponding bucket. Then each element will iteratively select a random position in the list, try to TEST-AND-SET to reserve the position, and redo this process if it fails. The maximal number of retries is $c_2 \log_2 n$ for constant $c_2 > 2$. If any element cannot find an available slot, we restart the process

Algorithm 2: COMPARISON-SORT(A)**Input:** An unsorted array A .

```

1 Let  $n = |A|$ 
2 if  $n$  is a constant then
3   | Sort the base case and return
4 Randomly select  $n^{1/3} \log_2 n$  samples
5 Use quadratic sorting algorithm to sort the samples
6 Subsample  $n^{1/3}$  pivots from the samples
7 Distribute all elements in  $A$  to  $n^{1/3} + 1$  buckets based on the
  samples (to form a partition of  $A$  to  $A_0, A_1, \dots, A_{n^{1/3}}$ )
8 parallel foreach  $i \leftarrow 0$  to  $n^{1/3}$  do
9   | COMPARISON-SORT( $A_i$ )

```

from selecting random samples. Otherwise, after all elements are inserted, we pack the lists to get the partition of the input elements. Finally we recursively solve the subproblems.

THEOREM 4.1. *Algorithm 2 sorts n elements in $O(n \log n)$ expected work and $O(\log n)$ span whp in the binary-forking model with TS.*

We first prove a lemma which will be useful for analyzing a probability bound on the total span of retries along any path to a leaf.

LEMMA 4.2. *Given m random variables $X_1 \dots, X_m$ that each element X_i follows a geometric distribution with successful probability $p_i = 1 - 2^{-k^i}$ where $k > 1$ is a constant. Then $\sum_{i=1}^m k^i \cdot X_i \leq O(ck^m)$ holds with probability at least $1 - 2^{-ck^m}$ for any given constant $c \geq 1$.*

PROOF. We view each term $k^i \cdot X_i$ as a series of independent coin flips each with $1/2$ probability to be head or tail. $k^i \cdot X_i$ can be counted as the process that we toss k^i coins simultaneously, and if all k^i coins are heads we charge k^i to the sum and this process repeats. However, in this analysis, we toss one coin at a time until a tail shows, and we charge 1 to the sum for each head before that. In this way we can only increase the sum. Hence, $\sum_{i=1}^m k^i \cdot X_i$ can be bounded by the number of heads when keeping tossing a coin until we see m tails. By the Chernoff bound that $\Pr(X \leq (1 - \delta)\mu) \leq e^{-\delta^2\mu/2}$ (X as the sum of the variables and $\mu = \mathbb{E}[X]$), the probability that we can see more than qk^m heads is no more than:

$$\exp\left[-\left(\frac{q-1}{q+1}\right)^2 \cdot \frac{(q+1)k^m}{4}\right] \leq \exp\left[-\frac{(q-1)^2 k^m}{4q+4}\right] < 2^{-(\frac{q}{4}-1)k^m}$$

This proves the lemma by setting $q = 4(c+1)$. \square

PROOF OF THEOREM 4.1. The main challenge is to analyze the work and span for the distribution cost, especially to bound the cost for restarting the distribution step. There are two reasons that can cause a restart: unlucky chosen pivots such that some buckets contains too many elements and are therefore overfull, or unlucky random number sequences such that the tried positions are all occupied. Here we say a bucket is oversize if it has more than $c_1 n^{2/3}$ elements, and such probability is no more than n^{-c_1} . Here we pessimistically assume that the distribution step restarts once a bucket is oversize. Therefore, for the later case with bad random number sequences, the allocated array is always no more than half-full.

We now analyze the additional costs for the restarts. For the later case, the probability that the number of retries for at least one element is more than $c_2 \log_2 n$ is less than n^{1-c_2} . For the first case, the probability that any bucket is oversize is n^{1-c_1} . By setting c_1 and c_2 to be at least 2, the expected work for restarts is asymptotically bounded by the first round of selecting pivots and distributing the elements. Therefore, we have the recurrence for the expected work to be $W(n) \leq n^{1/3} \cdot W(n^{2/3}) + O(n)$, which solves to $O(n \log n)$.

We now focus on the span, and first analyze the case for the chain of subproblems for one element. The number of recursive level is $O(\log \log n)$, and for each level with subproblem size n' , let $c = c_1 = c_2 \geq 2$, and the probability for a restart is less than $2(n')^{1-c}$, and the span cost for a restart is $c \log_2 n$. Treating the number of restarts in each level as a random variable, we can plug in Lemma 4.2 with $k = 1.5$ and $m = \log_{1.5} \log_2 n$, and show that the span of this chain is $O(k^m) = O(\log n)$ with probability at least $1 - 2^{-c \log n} = 1 - n^{-c}$. Then by taking an union bound for the n chains to all leaves of the recursion, the probability is at least $1 - n^{1-c}$. Combining the analyses of the work and the span proves the theorem. \square

Semisorting Semisorting reorders an input array of n keys such that equal keys are contiguous but different keys are not necessarily in sorted order. It can be used to implement integer sort with small key range. Semisorting is a widely-used primitive in parallel algorithms (e.g., the random permutation algorithm in Section 5).

We note that with the new comparison sorting algorithm with optimal work and span, we can plug it in the semisorting algorithm by Gu et al. [60] (Step 3 in Algorithm 1). The rest of the algorithm is similar to the distribution step but just run for one round, so it naturally fits in the binary-forking model with no additional cost. Hence, this randomized algorithm is optimal in the binary-forking model— $O(n)$ expected work and $O(\log n)$ span whp.

5 RANDOM PERMUTATION

Generating random permutation in parallel is useful in parallel algorithms, and used in the list and tree contraction algorithms in this paper. Hence it has been well-studied both theoretically [6, 8, 46, 54–56, 61, 63, 73, 77, 85] and experimentally [44, 62, 85]. To the best of our knowledge, none of these algorithms can be implemented in the binary-forking model using linear work and $O(\log n)$ span. We now consider the simple sequential algorithm of Knuth [70] (Durstensfeld's [51]) shuffle that iteratively decides each element:

```

1 Function KNUTHSHUFFLE( $A, H$ )
2   | for  $i \leftarrow n - 1$  to 0 do
3     |    $A[i] \leftarrow i$ 
4     |   swap( $A[i], A[H[i]]$ )

```

where $H[i]$ is an integer uniformly drawn between 0 and $i - 1$, and $A[\cdot]$ is the output random permutation.

A recent work [85] shows that this sequential iterative algorithm is readily parallel. The key idea is to allow multiple swaps to be applied in parallel as long as the sets of source and destination locations of the swaps are disjoint. Figure 2 shows an example, and we can swap location 5 and 2, 7 and 1, 6 and 3 simultaneously in the first round, and the three swaps do not interfere each other. If the nodes pointing to the same node are chained together and the self-loops are removed, we get the dependences of the computation.

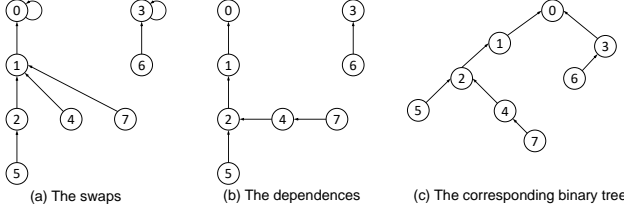


Figure 2: An example when $H = [0, 0, 1, 3, 1, 2, 3, 1]$. Figure (a) indicates the destinations of the swaps shown by H . The dependences of the swaps are shown by Figure (b), indicating the order of the swaps. Figure (c) links the roots of the forest to make it as a binary tree.

An example is given in Figure 2(b). Similar to list contraction, we can execute the swaps for all leaf nodes and remove them from the tree in a round-based manner. It can be shown that the modified dependences by chaining all the roots in the dependence forest correspond to a random binary search tree, and the tree depth is again bounded by $O(\log n)$ whp. The span of this algorithm is therefore $O(\log^2 n)$ whp in the binary-forking model.

Similar to the new list contraction algorithm discussed in Section 3, the computation can be executed asynchronously. Namely, the swaps in different leaves or subtrees are independent. Therefore, once the dependence structure is generated, we can apply a similar approach as in Algorithm 1, but instead of splicing out each node, we swap the values for the pair of nodes.

The remaining question is how to generate the dependence structure. We do this in two steps. We first semisort all nodes based on the destination locations (grouping the nodes on all the horizontal chains in Figure 2(b) or right chains in Figure 2(c)). Then we use a quadratic algorithm to sort the nodes within each group, and connect the nodes as discussed.

THEOREM 5.1. *The above algorithm generates a random permutation of size n using $O(n)$ expected work and $O(\log n)$ span whp in the binary-forking model with TS.*

PROOF. Similar to the list contraction algorithm in Section 3, this algorithm applies the same operations as the random permutation algorithm in [85], and the swaps obey the same ordering for any pair of vertices with dependency. The improvement for span is due to allowing asynchrony for disjoint subtrees.

The cost after the construction of dependence tree is the same as the list contraction algorithm (Algorithm 1), which is $O(n)$ work and $O(\log n)$ span whp. For constructing the dependence tree, the semisort step takes $O(n)$ expected work and $O(\log n)$ span whp using the algorithm in Section 4. Since the lengths of the chains are $O(\log n)$ whp, the quadratic sorting takes $O(\log n)$ whp span. We now analyze the work to sort the chains.

Let a 0/1 random variable $A_{i,j}$ is 1 if $H[i] = j$ for $j < i$, and the possibility $\Pr[A_{i,j} = 1]$ is $1/i$. $\Pr[A_{i,j}A_{k,j} = 1]$ is then $1/ik$ for $j < i < k$. The expected overall work for sorting is bounded by the

following.

$$\begin{aligned} \mathbb{E}[W_{\text{Sort}}(n)] &= \mathbb{E}\left[\sum_{j=1}^n \left(\sum_{i=j}^n A_{i,j}\right)^2\right] \\ &= \mathbb{E}\left[\sum_{j=1}^n \sum_{i=j}^n A_{i,j}^2\right] + 2 \cdot \mathbb{E}\left[\sum_{j=1}^n \sum_{i=j+1}^n \sum_{k=i+1}^n A_{i,j}A_{k,j}\right] \\ &= O\left(n \cdot 1 + \sum_{i=1}^n \sum_{k=i+1}^n \frac{1}{k}\right) = O(n) \end{aligned}$$

Combining all results gives the stated theorem. \square

6 RANGE MINIMUM QUERIES

Given an array A of size n , the range minimum query (RMQ) takes two input indices i and j , and reports the minimal value within this range. Solving RMQ is a fundamental algorithmic building block, and it can be used to solve other problems such as the lowest common ancestor (LCA) problem on rooted trees, the longest common prefix (LCP) problem, and lots of other problems on trees, strings and graphs.

An optimal RMQ algorithm requires linear preprocessing work and space, and constant query time. It can be achieved by a variety of algorithms [7, 13, 14, 52]. The high-level idea in these algorithms is to chunk the array into $O(n/\log n)$ groups each with size $O(\log n)$, find the minima of the groups, and precompute the sparse table of the minima in $O(n)$ work. Then the minimum of the groups that are fully within the query range can be acquired. For the boundary groups that contain A_i and A_j , these algorithms use different techniques for such small-interval queries.

To parallelize the preprocessing step in the binary-forking model, we only need to consider the step to compute the sparse table, because each group only has $O(\log n)$ size so even sequentially processing within each group only requires $O(\log n)$ span.

For simplicity, we first assume the number of groups n' is a power of 2. In the classic sparse table, we denote $T_{i,k}$ as the minimal value between group range i and $i + 2^k - 1$, and can be computed as $\min\{T_{i,k-1}, T_{i+2^{k-1},k-1}\}$. Then for query from group i to j , let $k = \lfloor \log_2 j - i \rfloor$, and we have $\text{RMQ}(i, j) = \min\{T_{i,k}, T_{j-2^k+1,k}\}$. Directly parallelizing the construction for the sparse table uses $O(\log^2 n)$ span— $O(\log n)$ levels in total and $O(\log n)$ span within each level. We now consider a variant of the sparse table which is easier to be generated in the binary-forking model and equivalently effective.

In the modified version, we similarly have $\log_2 n'$ levels, and in k -th level we partition the array into $n'/2^k$ subarrays each with size 2^k . For each subarray, we further partition it to two parts with equal size, and compute the suffix minima for the left side, and prefix minima for the right side. We denote $T'_{i,k}$ as such value with index i in the k -th level. For each query (i, j) , we find the highest significant bit that is different for i and j . If this bit is the k -th bit from the right, then we have $\text{RMQ}(i, j) = \min\{T'_{i,k}, T'_{j,k}\}$. An illustration is shown in Figure 3.

We now describe how to compute $T'_{i,k}$. We note that the computation for each subarray is independent, and each takes linear work and logarithmic span proportional to the subarray size [18]. Since

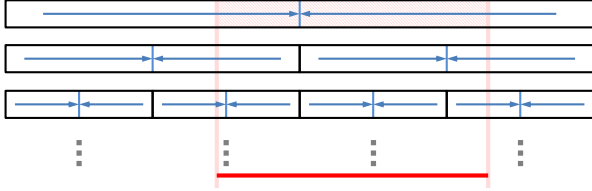


Figure 3: An illustration of the modified sparse table discussed in Section 6. The range is hierarchically partitioned into logarithmic number of levels, and the prefix and suffix minima are computed as the arrows indicate. For each query range shown as the red segment, we can locate a unique level such that the minimum of the range can be answered by the suffix and the prefix minima (shown as the shaded range).

each element corresponds to $\log_2 n'$ computed values, the overall cost is therefore $O(n' \cdot \log_2 n') = O(n)$ work and $O(\log n)$ span.

THEOREM 6.1. *The range minimum queries for an array of size n can be preprocessed in $O(n)$ work and $O(\log n)$ span in the binary-forking model, and each query requires constant cost.*

7 TREE CONTRACTION

Parallel algorithms for tree contraction have received considerable interest because of its ample applications for many tree and graph applications [12, 66, 73, 80, 85]. There are many variants of parallel tree contraction. Here we will assume we are contracting rooted binary trees in which every internal node has exactly two children. Any rooted tree can be reformatted to this shape in linear work and logarithmic depth. We assume the tree T has n leaf nodes (and $n - 1$ interior nodes).

List contraction can be considered as a degenerated case of tree contraction when all interior nodes are chained up. As a result, we do not know an optimal parallel algorithm for tree contraction with $O(n)$ work and $O(\log n)$ depth. Similarly, the difficulty in designing such an algorithm remains in using no synchronization.

Here we consider parallelizing the sequential iterative algorithm that “rakes” one leaf node at a time. A rake operation removes a leaf node and its parent node v , and if v is not the root, it sets the other child of v to replace v as the child of v ’s parent. We assign each leaf node a priority drawn from a random permutation, so the priority defines a global ordering of the nodes to be removed, and eventually only one node with the lowest priority remains. By maintaining some additional information on the tree nodes, we can apply a variety of tree operations such as expression evaluation, roofix or leafix, which are useful in many applications [80].

Similar to list contraction, we want to avoid applying two rake operations simultaneously such that one of the interior nodes is the parent of the other. Beyond that, we can rake a set of leaf nodes in parallel. For instance, in Figure 4(a), we can contract leaf nodes 0, 1, 2, and their parents together, as shown in Figure 4(d).

To decide the nodes that can be processed together, we define $M(v)$ of each interior node v as the lowest priority (maximum value) of any of the leaves in its subtree (blue numbers in Figure 4(b)). Based on $M(\cdot)$, we further define $L(v) = \min\{M(v.lChild, v.rChild)\}$ (red numbers in Figure 4(c)) if v is an interior node, or its own priority if v is a leaf node. $L(v)$ defines a one-to-one mapping between the interior nodes and the leaf nodes, and $L(v) = u$ indicates that v will be raked by the leaf node u . Based on the labeling, the parallel

algorithm in [85] checks every node v , and it can be raked immediately if v ’s parent has an L value smaller than those of v ’s sibling and v ’s grandparent (if it exists). Otherwise the node waits for the next round. If we rake all possible leaf nodes in a round-based manner, the number of rounds is $O(\log n)$ *whp*, leading to an $O(\log^2 n)$ depth *whp* in the binary-forking model.

Assuming that $L(\cdot)$ has already been computed, we can change the round-based algorithm to an asynchronous divide-and-conquer algorithm similar to the list contraction algorithm (Algorithm 1) in Section 3. The only difference is when setting the *flags* since now there can be either 1, 2, or 3 directions that may activate a postponed node (in list contraction it is either 1 or 2, depending on the initialization of the *flag* array). This however, can be easily decided by checking the number of neighbor interior nodes. Similarly, the last thread corresponding to the contraction of a neighbor node that reaches a postponed node activates it and apply the rake operation. Since the longest possible path has length $O(\log n)$, the algorithm for the contraction phase uses $O(n)$ work, and $O(\log n)$ depth *whp*.

The last challenge is computing $L(\cdot)$. As shown in Figure 4(b), computing $M(\cdot)$ is a leafix operation on the tree (analogy to prefix minima but from the leaves to the root), which can be solved by the standard range minimum queries as discussed in Section 6, based on Euler-tour of the input tree. In Section 3, we discussed the list ranking algorithm to generate the Euler tour. As a result, computing $M(\cdot)$ and $L(\cdot)$ uses $O(n)$ work and $O(\log n)$ depth *whp*. In summary, we have the following theorem.

THEOREM 7.1. *Tree contraction uses $O(n)$ work and $O(\log n)$ depth *whp* in the binary-forking model with TS.*

8 ORDERED SET-SET OPERATIONS

In this section, we show deterministic algorithms for ordered set-set operations (UNION, INTERSECTION and DIFFERENCE) based on balanced binary trees, with optimal work and span in the binary-forking model. We will start by reviewing the literature on algorithms in Section 8.1, and then give several useful definitions and lemmas in Section 8.2. We describe our algorithm using weight-balanced trees in Section 8.5 to 8.3.

Our approach is based on a (roughly \sqrt{n} -way) divide-and-conquer algorithm with the lazy reconstruction-based rebalancing. At a high-level, for two sets of size n and m ($\leq n$), we will split both trees with k pivots equally distributed among the $m + n$ elements, where $k = O(\sqrt{m + n})$ is a power of 2. The algorithm runs recursively until the based case that smaller tree size is less than $\sqrt{m + n}$, where we apply a work-inefficient algorithm discussed in Section 8.5. The work-inefficient approach will not affect the overall asymptotic bound because of the criterion at which the base cases are reached. After that, the k pieces are connected using the pivots. At this time, rebalancing may occur, but we do not handle it immediately. Instead, we apply a final step at the end of the algorithm to recursively rebalance the output tree based on a reconstruction-based algorithm discussed in Section 8.4. The high-level idea is that, whenever a subtree has two children imbalanced by more than some constant factor, the whole subtree gets flattened and reconstructed. Otherwise, the subtree can be rebalanced using a constant number of rotations. An illustration of our algorithm is shown in Figure 6.

There are several advantages to the new approach. First, our new algorithms are purely functional, which have many advantages (e.g., persistence is support by default). Also, the algorithms for all three

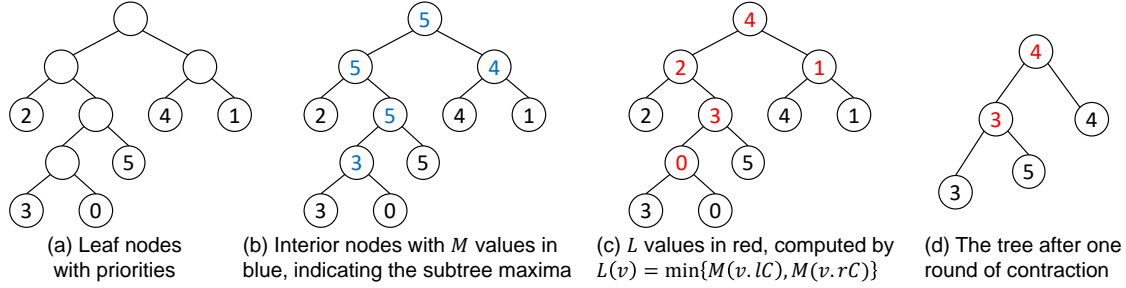


Figure 4: An example of the tree contraction algorithm. It first generates the priority of the leaf node from a random permutation, as shown in Figure (a). Then every interior node computes the highest priority label in the subtree, and the computed values are shown as the blue numbers in Figure (b). Then each interior node v is paired with the leaf node that has the priority which is stored in the child node different from the priority of v . Taking the root node as an example, the priority 5 is different from the right node which has priority 4, so the root node is paired with the leaf node with priority 4. The pairing results are shown as the red numbers in Figure (c). In this example, leaf nodes 0, 1, and 2 can be contracted simultaneously, and the contracted tree is shown in Figure (d).

set operations (UNION, INTERSECTION and DIFFERENCE) are unified in our framework, which we believe to be a new observation of the essence of the set operations. In particular for each algorithm, the algorithm for UNION does not require the rebalancing step, and for INTERSECTION we can afford a full reconstruction for the output tree. Therefore, we believe that each individual algorithm is arguably simpler than the previous work-efficient PRAM algorithms listed in Section 8.2.

We first review the background and related work in Section 8.1. Then in Section 8.2 we present some preliminaries and useful lemmas. In Section 8.3, we present the high-level description of our divide-and-conquer algorithm for all the three set functions. Then in Section 8.4, we describe the rebalancing algorithm, which is a subcomponent of our main algorithm. In Section 8.5, we introduce algorithms for the base cases. Finally in Section 8.6, we prove the optimality of our algorithms.

8.1 Background and Related Work

Ordered set-set operations UNION, INTERSECTION and DIFFERENCE are fundamental algorithmic primitives, and there is a rich literature of efficient algorithms to implement them. For two ordered sets of size n and $m \leq n$, the lower bound for comparison-based algorithms is $O(m \log(\frac{n}{m} + 1))$ [64]. The lower bound on span in the binary-forking model is $O(\log n)$.

Many algorithms match the work bound, both sequentially and in parallel [5, 23, 31, 36]. In the parallel setting, several algorithms achieved $O(\log n)$ span on PRAM [75, 76]. However, they are not work-efficient, requiring $O(m \log n)$ work. Katajainen [69] claimed an algorithm with $O(m \log(\frac{n}{m} + 1))$ work and $O(\log n)$ span using 2-3 trees, but it appears to contain some bugs in the analysis [31].

Many previous algorithms achieved optimal work and polylogarithmic span. Blelloch and Reid-Miller proposed algorithms on treaps with optimal expected work and $O(\log n)$ span *whp* on an EREW PRAM with scan operations. Akhremtsev and Sanders [5] described an algorithm for array-tree UNION based on (a, b) -trees with optimal work and $O(\log n)$ span on a CRCW PRAM. Blelloch et al. [31] proposed ordered set algorithms for a variety of balancing schemes [23] with optimal work. All the above-mentioned algorithms have $O(\log m \log n)$ span on the binary-forking model. There has also been parallel bulk operations for self-adjusting data

structures [3]. As far as we know, there is no parallel algorithm for ordered set functions (UNION, INTERSECTION and DIFFERENCE) with optimal work and $O(\log n)$ span in the binary-forking model.

8.2 Preliminaries

We assume the two input trees have sizes m and $n \geq m$. Both trees are weight-balanced binary trees [74] with balancing parameter α (WBB[α] tree). The weight of a subtree is defined as its size plus one, such that the weight of a tree node is always the sum of the weights of its two children. WBB[α] trees maintain the invariant that for any two subtrees of a node, the weights are within a factor of α ($0 < \alpha \leq 1 - 1/\sqrt{2}$) of each other. We refer to a tree of size n as a *large tree*, denoted as T_L , and a tree of size m as a *smaller tree*, denoted as T_S .

Definition 8.1. In a tree T , the *upper nodes* of an element k are all the nodes in T on the search path to k (inclusive).

Definition 8.2. In a tree T , an element k falls into a subtree $T_x \in T$, if the search path to k on T overlaps the subtree T_x .

Note that the above two definitions are more general than the definitions of ancestors and descendants, since k may or may not appear in T .

We present two useful lemmas (proofs are in the appendix).

LEMMA 8.3. Suppose a tree T of size n satisfies that for any subtree $T_x \in T$, the height of T_x is $O(\log |T_x|)$. Let S be the set of all the upper node of $m \leq n$ elements in T , then $|S| \in O(m \log(\frac{n}{m} + 1))$.

LEMMA 8.4. Let $\sum_{i=1}^k m_i = m$, $\sum_{i=1}^k n_i = n$ and $\forall i, m_i, n_i \in \mathbb{Z}^+$, $m_i < \sqrt{n_i + m_i}$, then we have $\sum_{i=1}^k m_i \log n_i \in O(m \log(\frac{n}{m} + 1))$.

LEMMA 8.5. For a binary tree T , if its left and right subtrees are both valid WBB[α] trees, and their weights differ by no more than $2/\alpha$, then we can rebalance T as a WBB[α] tree by a constant number of rotations, given $0 < \alpha \leq 1 - 1/\sqrt{2}$.

Lemma 8.5 is a special case and can be shown similarly as Lemma 3 in [15].

We use path-copying to update the weight-balanced trees, so the structure is persistent [50] and purely functional. Basically, we copy a node as long as any information gets updated (subtree size, the pointer to children, etc.).

8.3 The Main Algorithms

To start with, we give a high-level description of our algorithms for the three set-set functions. We denote the larger input tree as T_L , and the smaller input tree as T_S .

Our algorithm is based on a d -way divide-and-conquer scheme, where $d = O(\sqrt{n+m})$ is a power of 2. Throughout the recursive process, we track the following quantities for each tree node v :

- (1) The size of the subtree, noted as $\text{size}(v)$.
- (2) The number of elements originally from T_L , noted as $\text{large}(v)$.
- (3) The number of elements originally from T_S , noted as $\text{small}(v)$.
- (4) The number of elements appearing both in T_L and T_S , noted as $\text{common}(v)$.

Weight-balanced trees need to track $\text{size}(v)$, and the other three quantities are used for $T_L - T_S$, $T_S - T_L$, and $T_S \cap T_L$ respectively.

We show the algorithm framework in Algorithm 3, and an illustration is shown in Figure 6. It is generic for all the three set operations, and the difference only applies in the base cases. The recursive algorithm has two steps:

- (1) **Sketching** (Algorithm 4). This step generates an output tree T' containing all elements in the result, without being rebalanced. There are three subcomponents in this step.
 - (a) **Base Case.** When $m < \sqrt{n+m}$, the algorithm reaches the base case. It calls the work-inefficient algorithm to generate a balanced output tree using $O(m \log n)$ work and $O(\log n)$ span.
 - (b) **Dividing.** In this substep, we use $d-1$ pivots to split both input trees into d chunks, and denote the partitioning of T_L as $T_{L, \{1, \dots, d\}}$, and T_S as $T_{S, \{1, \dots, d\}}$. The $d-1$ pivots are the global b -th, $2b$ -th, ... elements in the two trees $b = (n+m)/d$, so that $|T_{L,i}| + |T_{S,i}|$ for all i to have the same value (or differ by at most 1). All the splits (Line ??) can be done in parallel using a persistent `split` algorithms on weight-balanced trees [23]. We then recursively deal with each pair of chunks.
Note that not all the pivots will appear in the output tree of the entire algorithm, depending on the set function. For example, for `INTERSECTION`, those pivots that only appear in one tree will not show up at the end. In the `SKETCH` step, we only mark this pivot node as a *tomb*, and filter them out later in the rebalancing step.
 - (c) **Connecting.** After dividing substep, we now have $d-1$ pivots (including tombs) and d combined chunks returned by the recursive calls. In this connecting substep, we directly connect them regardless of the balancing issues. Since d is a power of 2, the $d-1$ pivots will form a full balanced binary tree structure on the top $\log d$ levels, and all the combined chunks dangles on the d external nodes. This process is shown in Line 14.

The output of the `SKETCH` step T' is a binary tree structure, which may or may not be balanced. It may also contain tombs, and we will filter them out in the next step.

- (2) **Rebalancing.** We will use a reconstruction-based rebalancing algorithm to remove the tombs and rebalance the sketch tree T' (Algorithm 5). This rebalancing algorithm stands alone, and can be of independent interest. We describe the algorithm in Section 8.4.

8.4 Rebalancing Algorithm

We now present the reconstruction-based rebalancing algorithm. The similar idea was also used in [30], but in this paper, instead of supporting write-efficiency, we use this technique to support better parallelism.

We denote the *effective size* of a subtree as the number of elements in this subtree exclusive of all tombs. The effective size for a tree node v can be computed based on $\text{size}(v)$, $\text{large}(v)$, $\text{small}(v)$ and $\text{common}(v)$, regarding to the specific set operation. It is used in determining if two subtrees will be balanced after removing all tombs.

We show the rebalancing algorithm in Algorithm 5. The algorithm recursively *settles* each level top-down. For a tree node, we check the effective sizes of its two children and decide if they are almost-balanced. Here *almost-balanced* indicates that sizes of the two subtrees differ by more than a factor of $2/\alpha$.² If not, we flatten the subtree and re-build it. Otherwise, we recursively settle its two children, and after that concatenate the two subtrees using at most a constant number of rotations.

We also need to filter out the *tombs* if there exist any, since they should not appear in the final output tree. This step can also be done recursively. If the root of the current subtree is a tomb, we will need to fill it in using the last element in its left subtree. We note that the effective size of the left subtree cannot be 0 (otherwise the if-condition at Line 10 will fail). To efficiently do this, the algorithm will take an extra boolean argument `last` denoting if the last element of the result needs to be extracted (returned as e in the output of Algorithm 5). In this case, if the root of T' is a tomb, the algorithm simply passes a true value for the left recursive call, getting the last element to replace the tomb. For computing this value r , there are two cases.

First, if the subtree needs to be rebalanced, then after flattening the elements into an array, we simply take out the last element in the array as r and return. This process will be inlined in function `reconstruction`. Otherwise, we will recursively deal with the two subtrees. If `last` is true, we extract the last element in its right subtree and return.

There are multiple base cases for this algorithm. First of all, if the effective size of T' is 0, the algorithm directly returns an empty tree and an empty element. The second base case is when no element in T_S falls into T' . This can be determined by looking at $\text{small}(T')$. Note that all the chunks in the sketching algorithm is designed to be the same size. Therefore, in this case, the whole subtree should be (almost) perfectly balanced, and we directly return it. These base cases are essential in bounding the work of rebalancing, since we do not need to traverse the whole subtree for these special cases.

8.5 Base Case Algorithms

We now present algorithms for base cases, that solve the set functions in $O(\log n)$ span and $O(m \log n)$ work. We give a brief illustration of the algorithms in Figure 7. Recall the subtree from the small tree is T_S with size m , and the other tree is T_L with size n .

Intersection. As shown in Figure 7(b), we will only need to search in T_L for each element in T_S , and for those appearing in both sets, we build a new tree structure. This requires $O(m \log n)$ work and $O(\log n)$ span.

²Generally speaking, the constant 2 here can be any value, but here we use 2 for convenience.

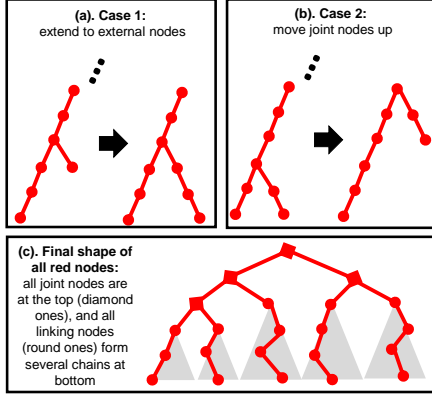


Figure 5: An illustration about adjusting red nodes in Proof 8.3. (a) Extend all inner joint nodes to some external node. (b) Move all joint nodes to upper levels as far as possible. (c) The final shape after adjusting the red nodes. All joint nodes are at the top, and all linking nodes form chains at bottom.

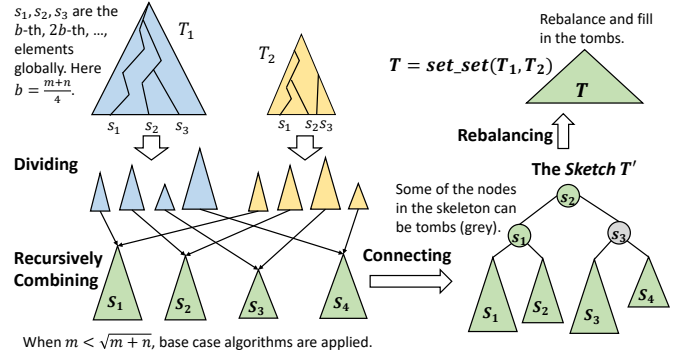


Figure 6: An illustration of the set-set algorithms. We first split both trees into chunks by the globally b -th, $2b$ -th, ..., elements. Here $b = \frac{m+n}{4}$, but in general b should be $O(\sqrt{m+n})$. We then recursively sketch each pair of chunks, until we reach the base case and call the base case algorithms (see Figure 7). We then connect the results with pivots, and get the sketch of the result tree. Finally we rebalance the tree structure and fill in all tombs.

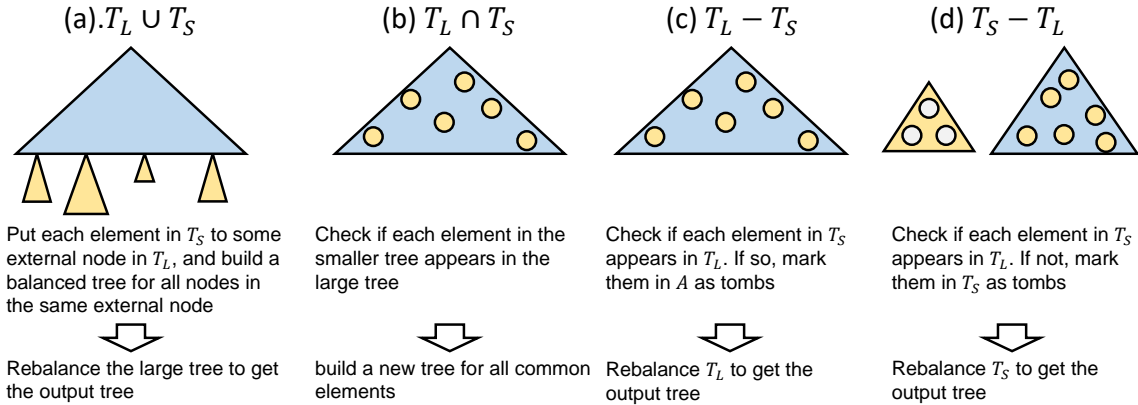


Figure 7: Illustrations for the base case algorithms for UNION, INTERSECTION and DIFFERENCE. Objects in T_L are marked in blue, and objects in T_S are marked in yellow.

Union. As shown in Figure 7(a), our approach consists of two parts: a *scatter* phase, which locates all nodes in T_S in one of the external nodes in T_L , and a *rebalancing* phase, which rebalances the tree via our reconstruction-based algorithm (of course we skip line 2 in Algorithm 5). Later in Corollary 8.13 we show that the work of rebalancing is $O(m \log(\frac{n}{m} + 1))$, and the span of rebalancing is $O(\log n)$.

We now focus on the scatter algorithm. The scatter phase first flattens T_S into an array, and apply m searchings for each element from T_S in T_L . For all the tree nodes falling in the same external node in T_L , we build a balanced tree from the array, and directly attach the root to the external node. The work of scattering is $O(m \log n)$, and the span is $O(\log m + \log n) = O(\log n)$.³ In total, this algorithm has work $O(m \log n)$ and span $O(\log n)$.

Difference ($T_L - T_S$). As shown in Figure 7(c), we will only need to search in T_L for each element in T_S , and for those appearing in both sets, we mark them as a tomb in T_L . Then we call Algorithm 5 to filter out the tombs and rebalance the tree. Similarly as the UNION algorithm, applying Corollary 8.13 we can show that this algorithm has work $O(m \log n)$ and span $O(\log n)$.

Difference ($T_S - T_L$). Similarly, as shown in Figure 7(d), we search in T_L for each element in T_S , and for those appearing in both sets, we mark them as a tomb in T_S . Then we use Algorithm 5 to rebalance the tree. The total cost is also $O(m \log n)$ work and $O(\log n)$ span.

8.6 Cost Analysis

We now prove the work and span of Algorithm 3 and show the following theorem.

THEOREM 8.6. (Optimal algorithm for ordered set algorithms) *Algorithm 3 for UNION, INTERSECTION and DIFFERENCE of two ordered sets of size n and $m < n$ has $O(m \log(\frac{n}{m} + 1))$ work and $O(\log n)$ span in the binary-forking model.*

³ In some models that are less restrictive than the binary-forking model (e.g., the PRAM model), the scatter step can be done effectively in optimal $O(m \log(\frac{n}{m} + 1))$ work and $O(\log n)$ span.

Algorithm 3: $T \leftarrow \text{SET_SET}(T_L, T_S)$, the main algorithm for ordered set-set operations

Input: Two weight-balanced trees storing two ordered sets, $|T_L| \geq |T_S|$.

Output: A weight-balanced tree T storing the union/intersection/difference of the two input sets.

```

1  $T' \leftarrow \text{SKETCH}(T_L, T_S)$  // Algorithm 4
2  $T \leftarrow \text{REBALANCE}(T')$  // Algorithm 5
3 return  $T$ 

```

Algorithm 4: $T' \leftarrow \text{SKETCH}(T_L, T_S)$

Input: Two binary trees representing two ordered sets (T_L from the original larger tree and T_S from the original smaller tree).

Output: A binary tree sketch T' representing the union/intersection/difference of the two input sets.

```

1 if  $T_L = \emptyset$  then return  $T_S$ 
2 if  $T_S = \emptyset$  then return  $T_L$ 
3 if  $|T_S| < \sqrt{|T_L| + |T_S|}$  then return  $\text{BASE\_CASE}(T_L, T_S)$ 
4  $d \leftarrow 2^{\lceil \log_2 \sqrt{m+n} \rceil}$ 
5  $b \leftarrow (m+n)/d$ 
6  $\text{splitter}_0 \leftarrow -\infty$ 
7  $\text{splitter}_d \leftarrow +\infty$ 
8 parallel for  $i \leftarrow 1$  to  $d-1$  do
9   Find  $\text{splitter}_i$ , which is the  $(i \cdot b)$ -th element in  $T_L$  and  $T_S$ 
   (duplicate value counts twice) by dual-binary search
10  Let  $f_i$  indicate if  $\text{splitter}_i$  is a tomb
11 parallel for  $i \leftarrow 1$  to  $d$  do
12   Split  $T_L$  using  $\text{splitter}_{i-1}$  and  $\text{splitter}_i$ , output tree  $T_{L,i}$ 
13   Split  $T_S$  using  $\text{splitter}_{i-1}$  and  $\text{splitter}_i$ , output tree  $T_{S,i}$ 
   // splitters are not in the output trees
    $T'_i \leftarrow \text{SKETCH}(T_{L,i}, T_{S,i})$ 
14 Connect  $T'_1, \dots, T'_d$  using  $\text{splitter}_1, \dots, \text{splitter}_{d-1}$  and return
   the result tree

```

Although Algorithm 3 is not very complicated, the analysis is reasonably involved, especially when we need to analyze all three different ordered set operations. As a high-level overview, we first analyze the span in Lemma 8.9, and the work bounds for the sketch step (Algorithm 4) in Lemma 8.11, and the rebalance step (Algorithm 5) in Lemma 8.12. Combining these three lemmas proves the theorem.

Recall in the divide-and-conquer algorithm, we use pivots to split the input trees to subproblems, and connect them back regardless of balancing. We do so until reaching the base cases. As a result, all pivots in the algorithm form the upper levels of the sketch T' , which is a connected component. It consists of several full binary trees of different sizes. We refer to these upper levels containing all the pivots throughout the algorithm as the *skeleton* of T' . We first show two useful lemmas, revealing some useful information about the sketch tree T' . We first bound the size of the skeleton of T' .

LEMMA 8.7. *For two input trees of sizes m and $n \geq m$, there are in total $O(m)$ pivots in Algorithm 3.*

We then bound the height of all subtrees in the sketch T' .

Algorithm 5: $\langle T, e \rangle \leftarrow \text{REBALANCE}(T', \text{last})$

Input: A tree sketch T' , and a boolean flag *last* indicating if the last element should be extracted.

Output: A valid weight-balanced tree T with no tombs. If *last* is true, e is the extracted element.

Note: $\text{EFFECTIVE_SIZE}(\cdot)$ returns the number of non-tombs in a subtree

```

1 if  $\text{EFFECTIVE\_SIZE}(T') = 0$  then return  $\langle \emptyset, \emptyset \rangle$ 
2 if  $T'$  is obtained by base cases then
3   if last then return  $\langle \text{REMOVEDLAST}(T'), \text{LAST}(T') \rangle$ 
4   else return  $\langle T', \emptyset \rangle$ 
5 if no nodes in  $T_S$  fall into  $T'$  (by checking  $\text{small}(T')$ ) then
6   if last then return  $\langle \text{REMOVEDLAST}(T'), \text{LAST}(T') \rangle$ 
7   else return  $\langle T', \emptyset \rangle$ 
8 if last then  $b \leftarrow 1$ 
9 else  $b \leftarrow 0$ 
10 if  $|\text{EFFECTIVE\_SIZE}(\text{LEFTTREE}(T')) - b + 1|$  and
     $|\text{EFFECTIVE\_SIZE}(\text{RIGHTTREE}(T')) + 1|$  differs by more than a
    factor of  $2/\alpha$  then
11   Flatten  $T'$ , reconstruct it (if last then extract the last
    element in  $T'$ ), and return the new tree
12 if the root of  $T'$  is a tomb then  $t \leftarrow \text{true}$ 
13 In parallel:
14    $\langle T_L, e_L \rangle = \text{REBALANCE}(\text{LEFTTREE}(T'), t)$ 
15    $\langle T_R, e_R \rangle = \text{REBALANCE}(\text{RIGHTTREE}(T'), \text{last})$ 
16 if  $\text{EFFECTIVE\_SIZE}(\text{RIGHTTREE}(T')) = 0$  and last then
17   if the root of  $T'$  is a tomb then  $T \leftarrow T_L, e \leftarrow e_L$ 
18   else  $T \leftarrow T_L, e \leftarrow T'.\text{root}$ 
19 else
20    $e \leftarrow e_R$ 
21   if the root of  $T'$  is a tomb then  $T \leftarrow \text{CONNECT}(T_L, e_L, T_R)$ 
22   else  $T \leftarrow \text{CONNECT}(T_L, T'.\text{root}, T_R)$ 
23 return  $\langle \text{REBALANCEBYROTATION}(T), e \rangle$ 

```

LEMMA 8.8. (Subtree height in sketch T') *For any subtree in T' obtained by the sketching step in Algorithm 3, the height is no more than $O(\log n')$ for a subtree of size n' .*

We now prove the span of the algorithm. Intuitively, the sketching step is a $\sqrt{n+m}$ -way recursion, and thus requires logarithmic span. For the rebalancing step, either reconstruction or rebalance by rotations costs a constant amortized time per level. We formally show the following lemma.

LEMMA 8.9. *Algorithm 3 has span $O(\log n)$ in the binary-forking model.*

PROOF. We first look at the *sketching step* working on two trees of size n' (from the original large tree) and m' (from the original small tree). The span for finding $d-1$ pivots, checking tombs, splitting, and the connecting functions are all $O(\log(n' + m'))$. For the next level of recursive call, the size of the problem shrink to $\sqrt{m' + n'}$. The span of a base case also has span $O(\log(m' + n'))$. The recursion is therefore:

$$T(m+n) = c_1 \log(m+n) + T(\sqrt{m+n})$$

The solution is $T(m+n) \in O(\log(m+n))$.

For the *rebalancing* step. We show this by induction that the span to rebalance a tree T obtained by the sketching step is $O(\log |T|)$. The base case is straightforward. Other than the base case, there are two cases.

If a subtree has its left and right children unbalanced, we need to reconstruct the tree structure. This requires to flatten all elements in an array and then build a complete binary tree on top of the array. The span of this step is no more than the height of the tree, which, according to Lemma 8.8, is $O(\log |T|)$.

Otherwise, each of the left and right subtrees has no more than $c|T|$ elements for some constant $c < 1$. Rebalancing each of them, according to the inductive hypothesis, only need span $O(\log c|T|)$. There is extra cost in rebalancing at the root of T by rotation, which is constant time.

For both cases, settling the subtree T cost span $O(\log |T|)$. \square

Next we prove the work of the algorithm, we start with showing that the total work of all bases cases is $O(m \log(\frac{n}{m} + 1))$.

LEMMA 8.10. *For two input trees of sizes m and $n \geq m$, all base cases in Algorithm 3 require $O(m \log(\frac{n}{m} + 1))$ work.*

This directly follows Lemma 8.4.

Next, we prove that the sketching step (Algorithm 4) uses work $O(m \log(\frac{n}{m} + 1))$. This process is a leaf-dominated recursion and thus the total work is bounded by all bases cases.

LEMMA 8.11. *The sketching step (Algorithm 4) has $O(m \log(\frac{n}{m} + 1))$ work.*

PROOF. We look at the work caused by the *sketching* step on two trees of size n' (from the original large tree) and m' (from the original small tree). In the parallel-for loops, the main work are for 1) finding the splitters, 2) splitting each tree into d pieces and 3) checking if each splitter is a tomb. All these cost work $O(\log(n' + m'))$. Let $t = m + n$, the total work for these operations is:

$$t^{1/2} \log t + t^{1/2} \cdot t^{1/4} \log t^{1/2} + t^{1/2} \cdot t^{1/4} \cdot t^{1/8} \log t^{1/4} + \dots \\ = \sum \frac{1}{2^i} t^{1-1/2^i} \log t$$

This recursion is leaf-dominated. The total cost is asymptotically bounded by all base cases. Based on Lemma 8.10, the total work is $O(m \log(\frac{n}{m} + 1))$.

For all connecting steps, since there are at most $O(m)$ base cases, there are at most $O(m)$ connecting pivots. Each connecting costs a constant time, which means that this part only costs work $O(m)$.

Therefore, the work of the sketching step is $O(m \log(\frac{n}{m} + 1))$. \square

Finally, we show the total work of rebalancing is $O(m \log(\frac{n}{m} + 1))$. Intuitively, this is because the amortized time to settle a tree node is a constant for either rotation or rebalancing. In addition, for filling in all tombs, the total work is $O(m \log(\frac{n}{m} + 1))$. We formally prove it as follows.

LEMMA 8.12. *The rebalancing step (Algorithm 5) has $O(m \log(\frac{n}{m} + 1))$ work.*

PROOF. We first show that for UNION we do not need to rebalance. If there are no duplicates in the two input sets, all the chunks are of the same size. Considering the duplicates, the size of each chunk can shrink by at most a half. In this case, the tree is still balanced under the weight-balanced invariant.

We then consider INTERSECTION and DIFFERENCE. In Algorithm 5, the total work consists of three parts: filling up the tombs (Line 3 and 6), reconstruction (Line 11), and rotation (Line 23). We note them as W_1 , W_2 and W_3 , respectively.

We first prove that $W_2 + W_3$ is $O(m \log(\frac{n}{m} + 1))$. We ignore the cost of REMOVE_LAST for now. Note that all subtrees obtained by base cases are balanced, so the rebalancing process will not touch those parts in T' (Line 5), and will only visit the pivots in the skeleton.

For all elements $k \in T_S$, we mark all their upper nodes as red. If there is no element $k \in T_S$ falling into a subtree in T' , this subtree will be skipped over directly (Line 5). Therefore the red nodes are the only nodes visited by the algorithm for reconstruction and rotation.

Based on Lemma 8.3 and Lemma 8.8, there are at most $O(m \log(\frac{n}{m} + 1))$ such red nodes in the skeleton. We denote the number of red nodes in a subtree T (or a subtree rooted at v) as $R(T)$ (or $R(v)$). We first show that if we do not consider the cost of filling the tombs, the rebalancing cost for any subtree $T_x \in T'$ is asymptotically no more than $R(T_x)$. We show this by induction.

First, only those red nodes will be reached in the rebalancing step. Therefore the base case hold (e.g., when the tree is just one red node). For each red node v in T' , there are two cases.

- (1) v 's left and right subtrees are almost balanced. In this case v will be settled by a constant number of rotations. Considering the inductive hypothesis, the total work is asymptotically no more than the number of red nodes in the whole subtree.
- (2) The sizes of v 's left and right subtrees differ by more than a constant factor. Then we need to reconstruct the subtree, and the work is linear to the size of v 's subtree.

We first show $M \leq R(v)$. This is because the red nodes are always ancestors (inclusive) of those tree nodes from T_S . Therefore, $M \leq R(v)$ holds for all tree nodes v .

Recall that all the chunks are designed to be of the same size. For UNION (i.e., no tombs in the tree), the size of two chunks can differ by at most a factor of two (due to duplicates), which will not cause imbalance. For DIFFERENCE and INTERSECTION, the only reason of the imbalance is that there are tombs being removed. There are two cases. We next show that in either case, the difference of the left subtree and right subtree of v is no more than M .

- (a) In DIFFERENCE ($T_L - T_S$). All tombs are elements in T_S . In these case, the difference of the left subtree and right subtree of v is no more than M .
- (b) In DIFFERENCE ($T_S - T_L$) and INTERSECTION. In these two cases all elements in v 's subtree must appear in T_S . Thus the size of the whole subtree (excluding tombs) rooted at v is no more than M , and therefore the difference of the left subtree and right subtree of v is no more than M .

Therefore $c_2 \cdot \text{size}(v) \leq |\text{size}(r(v)) - \text{size}(l(v))| \leq M \leq R(v)$, for some constant $c_2 < 1$. Therefore, the total work $O(\text{size}(v))$ is also $O(R(v))$.

Therefore we proved that in any of the subtree $T_x \in T'$ is asymptotically no more than $R(T_x)$. This will also be true for T' itself, and $W_1 + W_2$ for whole T' is $O(m \log(\frac{n}{m} + 1))$.

Next we show that W_3 is $O(m \log(\frac{n}{m} + 1))$. For W_3 , the algorithm will pop up at most m elements to fill in the tombs. Each such operation follows the right spine in the corresponding subtree of size n' in $O(\log n')$ time. All such subtrees are disjoint. Therefore, based on Lemma 8.4, the total cost is $O(m \log(\frac{n}{m} + 1))$. \square

Lemma 8.12 also indicates the following corollary:

COROLLARY 8.13. *REBALANCE(T , false) as shown in Algorithm 5 on a weight-balanced tree T of size n with m tombs in its cost work $O(m \log(\frac{n}{m} + 1))$. For this case we ignore the part of if-condition about base case at line 5.*

This corollary is weaker than the condition considered in Lemma 8.12, and thus can be shown using a similar proof. This corollary can be used to bound the work of the base case work for UNION and DIFFERENCE (see Section 8.5).

REFERENCES

- [1] U. A. Acar, G. E. Blelloch, and R. D. Blumofe. The data locality of work stealing. *Theoretical Computer Science (TCS)*, 35(3), 2002.
- [2] K. Agrawal, J. T. Fineman, K. Lu, B. Sheridan, J. Sukha, and R. Utterback. Provably good scheduling for parallel programs that use data structures through implicit batching. In *ACM Symposium on Parallelism in Algorithms and Architectures (SPAA)*, pages 84–95, 2014.
- [3] K. Agrawal, S. Gilbert, and W. Q. Lim. Parallel working-set search structures. In *ACM Symposium on Parallelism in Algorithms and Architectures (SPAA)*, 2018.
- [4] M. Ajtai, J. Komlós, and E. Szemerédi. An $O(n \log n)$ sorting network. In *ACM Symposium on Theory of Computing (STOC)*, 1983.
- [5] Y. Akhremtsev and P. Sanders. Fast parallel operations on search trees. In *High Performance Computing (HiPC)*. IEEE, 2016.
- [6] L. Alonso and R. Schott. A parallel algorithm for the generation of a permutation and applications. *Theoretical Computer Science (TCS)*, 159(1), 1996.
- [7] S. Alstrup, C. Gavoille, H. Kaplan, and T. Rauhe. Nearest common ancestors: A survey and a new algorithm for a distributed environment. *Theory of Computing Systems (TOCS)*, 37(3):441–456, 2004.
- [8] R. Anderson. Parallel algorithms for generating random permutations on a shared memory machine. In *ACM Symposium on Parallelism in Algorithms and Architectures (SPAA)*, 1990.
- [9] R. J. Anderson and G. L. Miller. A simple randomized parallel algorithm for list-ranking. *Information Processing Letters*, 33(5):269–273, 1990.
- [10] N. S. Arora, R. D. Blumofe, and C. G. Plaxton. Thread scheduling for multi-programmed multiprocessors. *Theory of Computing Systems (TOCS)*, 34(2), Apr 2001.
- [11] S. Baase. Introduction to parallel connectivity, list ranking, and Euler tour techniques. In J. Reif, editor, *Synthesis of Parallel Algorithms*, pages 61–114. Morgan Kaufmann, 1993.
- [12] N. Ben-David, G. E. Blelloch, J. T. Fineman, P. B. Gibbons, Y. Gu, C. McGuffey, and J. Shun. Parallel algorithms for asymmetric read-write costs. In *ACM Symposium on Parallelism in Algorithms and Architectures (SPAA)*, 2016.
- [13] M. A. Bender and M. Farach-Colton. The lca problem revisited. In *Latin American Symposium on Theoretical Informatics*, pages 88–94. Springer, 2000.
- [14] O. Berkman and U. Vishkin. Recursive star-tree parallel data structure. *SIAM J. on Computing*, 22(2):221–242, 1993.
- [15] G. Blelloch, D. Ferizovic, and Y. Sun. Parallel ordered sets using join. *arXiv preprint arXiv:1602.02120*, 2016.
- [16] G. E. Blelloch. Scans as primitive parallel operations. *IEEE Trans. Computers*, 38(11), 1989.
- [17] G. E. Blelloch. NESL: A nested data-parallel language. Technical Report CMU-CS-92-103, School of Computer Science, Carnegie Mellon University, Jan. 1992.
- [18] G. E. Blelloch. Prefix sums and their applications. In J. Reif, editor, *Synthesis of Parallel Algorithms*. Morgan Kaufmann, 1993.
- [19] G. E. Blelloch. Programming parallel algorithms. *Commun. ACM*, 39(3), Mar. 1996.
- [20] G. E. Blelloch. NESL. In D. A. Padua, editor, *Encyclopedia of Parallel Computing*. Springer, 2011.
- [21] G. E. Blelloch, R. A. Chowdhury, P. B. Gibbons, V. Ramachandran, S. Chen, and M. Kozuch. Provably good multicore cache performance for divide-and-conquer algorithms. In *ACM-SIAM Symposium on Discrete Algorithms (SODA)*, 2008.
- [22] G. E. Blelloch and L. Dhulipala. Introduction to parallel algorithms. <http://www.cs.cmu.edu/~realworld/slides18/parallelChap.pdf>, 2018. Carnegie Mellon University.
- [23] G. E. Blelloch, D. Ferizovic, and Y. Sun. Just join for parallel ordered sets. In *ACM Symposium on Parallelism in Algorithms and Architectures (SPAA)*, 2016.
- [24] G. E. Blelloch, J. T. Fineman, P. B. Gibbons, Y. Gu, and J. Shun. Sorting with asymmetric read and write costs. In *ACM Symposium on Parallelism in Algorithms and Architectures (SPAA)*, 2015.
- [25] G. E. Blelloch, J. T. Fineman, P. B. Gibbons, Y. Gu, and J. Shun. Efficient algorithms with asymmetric read and write costs. In *European Symposium on Algorithms (ESA)*, 2016.
- [26] G. E. Blelloch, J. T. Fineman, P. B. Gibbons, and H. V. Simhadri. Scheduling irregular parallel computations on hierarchical caches. In *ACM Symposium on Parallelism in Algorithms and Architectures (SPAA)*, 2011.
- [27] G. E. Blelloch and P. B. Gibbons. Effectively sharing a cache among threads. In *ACM Symposium on Parallelism in Algorithms and Architectures (SPAA)*, 2004.
- [28] G. E. Blelloch, P. B. Gibbons, and Y. Matias. Provably efficient scheduling for languages with fine-grained parallelism. *J. ACM*, 46(2), Mar. 1999.
- [29] G. E. Blelloch, P. B. Gibbons, and H. V. Simhadri. Low depth cache-oblivious algorithms. In *ACM Symposium on Parallelism in Algorithms and Architectures (SPAA)*, 2010.
- [30] G. E. Blelloch, Y. Gu, J. Shun, and Y. Sun. Parallel write-efficient algorithms and data structures for computational geometry. In *ACM Symposium on Parallelism in Algorithms and Architectures (SPAA)*, 2018.
- [31] G. E. Blelloch and M. Reid-Miller. Fast set operations using treaps. In *ACM Symposium on Parallelism in Algorithms and Architectures (SPAA)*, 1998.
- [32] G. E. Blelloch, H. V. Simhadri, and K. Tangwongsan. Parallel and I/O efficient set covering algorithms. In *ACM Symposium on Parallelism in Algorithms and Architectures (SPAA)*, 2012.
- [33] R. D. Blumofe, C. F. Joerg, B. C. Kuszmaul, C. E. Leiserson, K. H. Randall, and Y. Zhou. Cilk: An efficient multithreaded runtime system. In *ACM Symposium on Principles and Practice of Parallel Programming (PPoPP)*, 1995.
- [34] R. D. Blumofe and C. E. Leiserson. Space-efficient scheduling of multithreaded computations. *SIAM J. on Computing*, 27(1), 1998.
- [35] R. D. Blumofe and C. E. Leiserson. Scheduling multithreaded computations by work stealing. *J. ACM*, 46(5):720–748, 1999.
- [36] M. R. Brown and R. E. Tarjan. A fast merging algorithm. *Journal of the ACM (JACM)*, 26(2):211–226, 1979.
- [37] E. Carson, J. Demmel, L. Grigori, N. Knight, P. Koanantakool, O. Schwartz, and H. V. Simhadri. Write-avoiding algorithms. In *IEEE International Parallel and Distributed Processing Symposium (IPDPS)*, 2016.
- [38] R. Cole. Parallel merge sort. *SIAM J. on Computing*, 17(4), 1988.
- [39] R. Cole and V. Ramachandran. Bounding cache miss costs of multithreaded computations under general schedulers: Extended abstract. In *ACM Symposium on Parallelism in Algorithms and Architectures (SPAA)*, 2017.
- [40] R. Cole and V. Ramachandran. Resource oblivious sorting on multicores. *ACM Transactions on Parallel Computing (TOPC)*, 3(4), 2017.
- [41] R. Cole and U. Vishkin. Deterministic coin tossing and accelerating cascades: Micro and macro techniques for designing parallel algorithms. In *ACM Symposium on Theory of Computing (STOC)*, pages 206–219, 1986.
- [42] R. Cole and U. Vishkin. Approximate parallel scheduling. part i: The basic technique with applications to optimal parallel list ranking in logarithmic time. *SIAM J. on Computing*, 17:128–142, 1988.
- [43] R. Cole and U. Vishkin. Faster optimal parallel prefix sums and list ranking. *Information and computation*, 81(3):334–352, 1989.
- [44] G. Cong and D. A. Bader. An empirical analysis of parallel random permutation algorithms on SMPs. In *Parallel and Distributed Computing and Systems (PDCS)*, 2005.
- [45] T. H. Cormen, C. E. Leiserson, R. L. Rivest, and C. Stein. *Introduction to Algorithms (3rd edition)*. MIT Press, 2009.
- [46] A. Czumaj, P. Kanarek, M. Kutylowski, and K. Lorys. Fast generation of random permutations via networks simulation. *Algorithmica*, 1998.
- [47] L. Dagum and R. Menon. Openmp: An industry-standard api for shared-memory programming. *IEEE Comput. Sci. Eng.*, 5(1), 1998.
- [48] J. Dean and S. Ghemawat. MapReduce: simplified data processing on large clusters. *Commun. ACM*, 2008.
- [49] L. Dhulipala, G. E. Blelloch, and J. Shun. Theoretically efficient parallel graph algorithms can be fast and scalable. In *ACM Symposium on Parallelism in Algorithms and Architectures (SPAA)*, 2018.
- [50] J. R. Driscoll, N. Sarnak, D. D. Sleator, and R. E. Tarjan. Making data structures persistent. *Journal of computer and system sciences*, 38(1):86–124, 1989.
- [51] R. Durstenfeld. Algorithm 235: Random permutation. *Commun. ACM*, 7(7):420, 1964.
- [52] J. Fischer and V. Heun. Theoretical and practical improvements on the RMQ-problem, with applications to LCA and LCE. In *Annual Symposium on Combinatorial Pattern Matching*, pages 36–48. Springer, 2006.
- [53] W. D. Frazer and A. C. McKellar. Samplesort: A sampling approach to minimal storage tree sorting. *J. ACM*, 17(3), July 1970.
- [54] P. B. Gibbons, Y. Matias, and V. Ramachandran. Efficient low-contention parallel algorithms. *Journal of Computer and System Sciences*, 53(3), 1996.
- [55] J. Gil. Fast load balancing on a PRAM. In *Symposium on Parallel and Distributed Processing*, 1991.
- [56] J. Gil, Y. Matias, and U. Vishkin. Towards a theory of nearly constant time parallel algorithms. In *IEEE Symposium on Foundations of Computer Science (FOCS)*, 1991.
- [57] M. T. Goodrich, Y. Matias, and U. Vishkin. Optimal parallel approximation for prefix sums and integer sorting. In *ACM-SIAM Symposium on Discrete Algorithms (SODA)*, 1994.
- [58] M. T. Goodrich, N. Sitchinava, and Q. Zhang. Sorting, Searching, and Simulation in the MapReduce Framework. In *Algorithms and Computation (ISAAC)*, pages 374–383, 2011.
- [59] Y. Gu. *Write-Efficient Algorithms*. PhD Thesis, 2018.
- [60] Y. Gu, J. Shun, Y. Sun, and G. E. Blelloch. A top-down parallel semisort. In *ACM Symposium on Parallelism in Algorithms and Architectures (SPAA)*, 2015.
- [61] J. Gustedt. Randomized permutations in a coarse grained parallel environment. In *ACM Symposium on Parallelism in Algorithms and Architectures (SPAA)*, 2003.
- [62] J. Gustedt. Engineering parallel in-place random generation of integer permutations. In *Workshop on Experimental Algorithmics*, 2008.

- [63] T. Hagerup. Fast parallel generation of random permutations. In *International Colloquium on Automata, Languages and Programming*. Springer, 1991.
- [64] F. K. Hwang and S. Lin. A simple algorithm for merging two disjoint linearly ordered sets. *SIAM J. on Computing*, 1(1):31–39, 1972.
- [65] R. Jacob and N. Sitchinava. Lower bounds in the asymmetric external memory model. In *ACM Symposium on Parallelism in Algorithms and Architectures (SPAA)*, 2017.
- [66] J. JaJa. *Introduction to Parallel Algorithms*. Addison-Wesley Professional, 1992.
- [67] H. J. Karloff, S. Suri, and S. Vassilvitskii. A Model of Computation for MapReduce. In *ACM-SIAM Symposium on Discrete Algorithms (SODA)*, 2010.
- [68] R. M. Karp and V. Ramachandran. Parallel algorithms for shared-memory machines. In *Handbook of Theoretical Computer Science, Volume A: Algorithms and Complexity (A)*. MIT Press, 1990.
- [69] J. Katajainen. Efficient parallel algorithms for manipulating sorted sets. In *Proc. of Computer Science Conference*. University of Canterbury, 1994.
- [70] D. E. Knuth. *The Art of Computer Programming, Volume II: Seminumerical Algorithms*. Addison-Wesley, 1969.
- [71] D. Lea. A Java fork/join framework. In *ACM Conference on Java Grande*, 2000.
- [72] C. E. Leiserson. Cilk. In D. A. Padua, editor, *Encyclopedia of Parallel Computing*. Springer, 2011.
- [73] G. Miller and J. Reif. Parallel tree contraction and its application. In *IEEE Symposium on Foundations of Computer Science (FOCS)*, pages 478–489, 1985.
- [74] J. Nievergelt and E. M. Reingold. Binary search trees of bounded balance. *SIAM J. Comput.*, 2(1):33–43, 1973.
- [75] H. Park and K. Park. Parallel algorithms for red-black trees. *Theoretical Computer Science (TCS)*, 262(1–2):415–435, 2001.
- [76] W. J. Paul, U. Vishkin, and H. Wager. Parallel dictionaries in 2-3 trees. In *Intl. Colloq. on Automata, Languages and Programming (ICALP)*, pages 597–609, 1983.
- [77] S. Rajasekaran and J. H. Reif. Optimal and sublogarithmic time randomized parallel sorting algorithms. *SIAM J. on Computing*, 18(3), 1989.
- [78] A. Ranade. A simple optimal list ranking algorithm. In *International Conference on High Performance Computing (ICHPC)*, 1998.
- [79] M. Reid-Miller, G. L. Miller, and F. Modugno. List ranking and parallel tree contraction. In J. Reif, editor, *Synthesis of Parallel Algorithms*, pages 115–194. Morgan Kaufmann, 1993.
- [80] J. H. Reif. *Synthesis of Parallel Algorithms*. Morgan Kaufmann, 1993.
- [81] J. H. Reif and L. G. Valiant. A logarithmic time sort for linear size networks. *J. ACM*, 34(1), Jan. 1987.
- [82] Y. Shiloach and U. Vishkin. Finding the maximum, merging, and sorting in a parallel computation model. *J. Algorithms*, 2(1), 1981.
- [83] J. Shun. *Shared Memory Parallelism Can Be Simple, Fast, and Scalable*. Ph.D. Thesis, Carnegie Mellon University, 2015.
- [84] J. Shun, G. E. Blelloch, J. T. Fineman, P. B. Gibbons, A. Kyrola, H. V. Simhadri, and K. Tangwongsan. Brief announcement: the Problem Based Benchmark Suite. In *ACM Symposium on Parallelism in Algorithms and Architectures (SPAA)*, 2012.
- [85] J. Shun, Y. Gu, G. E. Blelloch, J. T. Fineman, and P. B. Gibbons. Sequential random permutation, list contraction and tree contraction are highly parallel. In *ACM-SIAM Symposium on Discrete Algorithms (SODA)*, pages 431–448, 2015.
- [86] L. G. Valiant. General purpose parallel architectures. In J. van Leeuwen, editor, *Handbook of Theoretical Computer Science (Vol. A)*, pages 943–973. MIT Press, 1990.
- [87] U. Vishkin. Randomized speed-ups in parallel computation. In *ACM Symposium on Theory of Computing (STOC)*, pages 230–239, 1984.
- [88] U. Vishkin. Advanced parallel prefix-sums, list ranking and connectivity. In J. Reif, editor, *Synthesis of Parallel Algorithms*, pages 215–257. Morgan Kaufmann, 1993.
- [89] J. C. Wyllie. The complexity of parallel computations. Technical Report TR-79-387, Department of Computer Science, Cornell University, Ithaca, NY, Aug. 1979.

A PROOF DETAILS FOR ORDERED SET-SET OPERATIONS

PROOF OF LEMMA 8.3. First of all, we find all the searching paths to all the m elements, and mark all related nodes on the path as red. All the red nodes form a tree structure, which is a connected component of T . We then adjust the red nodes, such that the number of red nodes does not decrease. We define a red node with two red children as a *joint* node, and a red node with one red children as a *linking* node.

- (1) First, as shown in Figure 5 (a), any of the red nodes are internal nodes in T , we arbitrarily extend it to some external node in the tree.
- (2) Second, as shown in Figure 5 (b), if there is any linking node v with some joint nodes as its descendent, then we move the

first joint node of its descendants up to replace the non-red child of v .

We repeat the two steps until there is no such situations. These adjustments only make the total number of red nodes larger. Finally we will have all joint nodes on the top levels of the tree, forming a connected component. All the linking nodes form several (at most m) chains at the bottom levels. The total number of joint nodes is $O(m)$ because the number of chains is at most m . For all the linking nodes, note that the length of each chain corresponds to a subtrees in T , and all such subtrees are disjoint. We assume the size of the i -th subtree is n_i , then we have $\sum_{i=1}^m n_i = n$. The total length of all chains is:

$$\sum_{i=1}^m \log(n_i + 1) \leq m \log\left(\frac{\sum_{i=1}^m n_i + 1}{m}\right) \leq m \log\left(\frac{n}{m} + 1\right)$$

□

PROOF OF LEMMA 8.4. We will show that given the conditions above, the maximum value of $\sum_{i=1}^k m_i \log n_i$ is no more than $cm \log(\frac{n}{m} + 1)$ for some constant c . This follows the observation that $m_i \log n_i + a_j \log n_j$ gets the maximum value when $\frac{n_i}{n_j} = \frac{m_i}{m_j}$, given $n_i + n_j$ is fixed. Then for any two terms n_i and n_j on the left-hand side of the equation, if n_i and n_j are not distributed as the ratio of m_i/m_j , we re-distribute them as so, and the objective will never decrease. Thus the maximum value of the objective is when $n_i = \frac{m_i}{m} n$. This might invalidate the condition that $m_i < \sqrt{n_i + m_i}$, but will only make the bound looser. In this case, $m_i < \sqrt{n_i + m_i} < \sqrt{2n_i} = \sqrt{\frac{2m_i}{m} n}$, leading to $m_i < \frac{2n}{m}$. Then we have:

$$\begin{aligned} \sum_{i=1}^k m_i \log n_i &\leq \sum_{i=1}^k m_i \log \frac{m_i}{m} n \\ &= \sum_{i=1}^k m_i \log \frac{n}{m} + \sum_{i=1}^k m_i \log m_i \\ &< m \log \frac{n}{m} + \sum_{i=1}^k m_i \log \frac{2n}{m} \\ &\in O\left(m \log\left(\frac{n}{m} + 1\right)\right) \end{aligned}$$

□

PROOF OF LEMMA 8.7. We look at the tree skeleton consisting of all pivots in the algorithm. We will show that there at most $O(m)$ leaves in this skeleton. Each leaf corresponds to a function call of the base case. For any two sibling leafs, at least one of the elements in T_S must fall into one of the two base cases, otherwise the algorithm should come to the base case on the upper level. This means that there can be at most $2m$ base cases. □

PROOF OF LEMMA 8.8. For any subtree $T_x \in T'$, there are two parts. The first several upper levels are in the skeleton, and the bottom several levels are those obtained by base cases. For the base case subtrees, they are balanced, and thus the height is at most $O(\log n')$. For the skeleton, it consists of several full binary trees of size d , for different d values of recursion calls. Assume on the topmost (complete) level it is d_0 -way dividing, so the first several levels should be a full binary tree of height $O(\log_2 d_0)$. Then for the next levels, it is at most $\sqrt{d_0}$ -way, so the height is at most $\log_2 \sqrt{d_0}$. So on so forth. There also can be an incomplete full binary tree above d_0 , and the height can be at most $\log_2 d_0$. Therefore the height

Optimal Parallel Algorithms in the Binary-Forking Model

of the skeleton is at most $2 \log_2 d_0 + \log_2 \sqrt{d_0} + \dots = O(\log d_0) = O(\log n)$. \square