

Active learning for enumerating local minima based on Gaussian process derivatives

Yu Inatsu ^{*} Daisuke sugita [†] Kazuaki Toyoura [‡] Ichiro Takeuchi ^{*†§¶}

March 11, 2019

ABSTRACT

We study active learning (AL) based on Gaussian Processes (GPs) for efficiently enumerating all of the local minimum solutions of a black-box function. This problem is challenging due to the fact that local solutions are characterized by their zero gradient and positive-definite Hessian properties, but those derivatives cannot be directly observed. We propose a new AL method in which the input points are sequentially selected such that the confidence intervals of the GP derivatives are effectively updated for enumerating local minimum solutions. We theoretically analyze the proposed method and demonstrate its usefulness through numerical experiments.

1. Introduction

In many areas of science and technology, machine learning has been successfully used for uncovering unknown complex systems which are formulated as black-box functions. When the evaluation of a black-box function is expensive, it is often difficult to exhaustively investigate the function in the entire input domain. *Active learning (AL)* has been developed as a method for effectively selecting the input points at which the function evaluations are helpful for the target task. For example, if the target task is to find the global minimum, it is reasonable to evaluate the function at the input points which are likely to be global minima (this AL problem has been intensively studied in the context of *Bayesian Optimization (BO)* [9, 2, 1, 6, 14, 5]).

In this paper, we study the problem of enumerating local minima (or maxima) of a black-box function. In many applications, it is beneficial to identify the positions of local minima and/or maxima because it helps to roughly grasp the “shape” of the black-box function. Furthermore, it is often the case that each local minimum point has its own special meaning. For example, when modeling the energy space of a physical system, each local minimum point corresponds to a stable energy point of the system, which is crucially important for revealing various physical properties of the system (see §5 for an application of the proposed method to a physical problem).

A local minimum point is characterized by the first and the second derivatives of the function, i.e., an input point is a local minimum if the gradient vector is zero and the Hessian matrix is *positive-definite (PD)*. The difficulty of this problem is due to the fact that we need to select the input points which are likely to be local minima under a situation that those derivatives cannot be directly observed. In other words, we need to select a set of input points at which the function evaluations are helpful for getting information on the zero gradient and the PD Hessian properties.

We employ *Gaussian Processes (GPs)* for modeling a black-box function. GPs are useful in many AL problems since they enable one to predict not only the average but also the uncertainty of the black-box function. Our basic idea is to exploit the property that the derivative of a GP is also a GP. Based on this property, we develop a method for computing the confidence intervals (CIs) of each element of the gradient vector and the minimum eigenvalue of the Hessian matrix¹. Then, these CIs are used for designing an *acquisition function (AF)* for efficiently enumerating all of the local minima. We call the proposed method *Active learning for Local Optima Enumeration (ALOE)*.

^{*}RIKEN Center for Advanced Intelligence Project

[†]Nagoya Institute of Technology

[‡]Kyoto University

[§]Center for Materials Research by Information Integration, National Institute for Materials Science

[¶]E-mail:takeuchi.ichiro@nitech.ac.jp

¹A Hessian matrix is PD if and only if the minimum eigenvalue is positive.

Related works BO has been intensively studied (see [10, 9] for comprehensive survey of BO). In a few existing BO studies, the gradient of a GP is used for accelerating the BO task. For example, [15] discussed the advantage of using the gradient in a framework called *Knowledge-Gradient*. Furthermore, [11] demonstrated that the gradient of a GP is helpful for modeling dynamical systems. In these works, it is assumed that not only the function values but also the gradient vectors are directly observed. On the other hand, we consider a setup where neither the gradient nor Hessian are directly observed. The CI-based approach in ALOE is motivated by [4], in which the CIs of function values are used for estimating a level set of the function. Similarly, the CIs of the function values were also used for safe BO in [13]. We employ some of the theoretical techniques developed in [12, 4] for analyzing the various theoretical properties of ALOE. In contrast to these existing studies, we use the CIs of the gradient and the Hessian, which are not be easily available since they cannot be directly observed.

Our contribution To the best of our knowledge, there is no existing AL method for enumerating local minima. We propose a new AL method called ALOE, in which we develop a method to compute the CIs of the gradients and the minimum eigenvalue of the Hessian, without observing these derivatives directly. Furthermore, based on these CIs, we propose a novel AF for efficiently enumerating local minima. We theoretically analyze the accuracy and the convergence of ALOE, and evaluate its empirical performance by numerical experiments with synthetic data and real application to a physical problem.

2. Preliminaries

Problem setting Suppose that an unknown function $f : D \rightarrow \mathbb{R}$ is defined on a set $D \subseteq \mathbb{R}^d$. For simplicity, we consider a finite set of input points $\mathcal{X} \subset D$, and consider an AL method to classify if each point $\mathbf{x} \in \mathcal{X}$ is local minimum point². Let us define the following subset of points in \mathcal{X} .

Definition 2.1 (The set of local minima).

$$S := \left\{ \mathbf{x} \in \mathcal{X} \mid \frac{\partial f}{\partial \mathbf{x}} = \mathbf{0} \text{ and } \frac{\partial^2 f}{\partial \mathbf{x} \mathbf{x}^\top} \succ 0 \right\}, \quad (2.1)$$

where $M \succ 0$ indicates that the matrix M is PD.

Note that S does not contain “pathological” local minimum points at which all the eigenvalues of the Hessian are zero, e.g., $x = 0$ for $f(x) = x^4$. Hereafter, with a slight abuse of terminology, we call S as *the set of local minima*. The goal of ALOE is to efficiently classify all the points in \mathcal{X} into either of S or $\bar{S} := \mathcal{X} \setminus S$ with as small number of function evaluations as possible.

We employ GP for modeling the unknown function f . Specifically, we assume that the prior distribution of f is $\mathcal{GP}(0, k(\mathbf{x}, \mathbf{x}'))$, where $k(\mathbf{x}, \mathbf{x}') : D \times D \rightarrow \mathbb{R}$ is a PD kernel. Consider the t^{th} step where a sequence of the input points $\mathbf{x}_1, \dots, \mathbf{x}_t$ on D are selected by an AL method. Then, the joint distribution $(f(\mathbf{x}_1), \dots, f(\mathbf{x}_t))^\top$ follows the t -dimensional normal distribution $\mathcal{N}_t(\boldsymbol{\mu}_t, \mathbf{K}_t)$ with the mean vector $\boldsymbol{\mu}_t = (0, \dots, 0)^\top \equiv \mathbf{0}_t$ and the covariance matrix \mathbf{K}_t whose $(i, j)^{\text{th}}$ element is $k(\mathbf{x}_i, \mathbf{x}_j)$. The output y_i is assumed to be obtained as $y_i = f(\mathbf{x}_i) + \varepsilon_i$, where $\varepsilon_1, \dots, \varepsilon_t$ are independent random variables from $\mathcal{N}(0, \sigma^2)$. Furthermore, the posterior distribution of f is also represented as a GP whose mean $\mu_t(\mathbf{x})$, variance $\sigma_t^2(\mathbf{x})$ and covariance $k_t(\mathbf{x}, \mathbf{x}')$ are given by

$$\begin{aligned} \mu_t(\mathbf{x}) &= \mathbf{k}_t(\mathbf{x})^\top \mathbf{C}_t^{-1} \mathbf{y}_t, \quad \sigma_t^2(\mathbf{x}) = k_t(\mathbf{x}, \mathbf{x}), \\ k_t(\mathbf{x}, \mathbf{x}') &= k(\mathbf{x}, \mathbf{x}') - \mathbf{k}_t(\mathbf{x})^\top \mathbf{C}_t^{-1} \mathbf{k}_t(\mathbf{x}') \end{aligned}$$

where $\mathbf{k}_t(\mathbf{x}) = (k(\mathbf{x}_1, \mathbf{x}), \dots, k(\mathbf{x}_t, \mathbf{x}))^\top$, $\mathbf{C}_t = (\mathbf{K}_t + \sigma^2 \mathbf{I}_t)$, $\mathbf{y}_t = (y_1, \dots, y_t)^\top$ and \mathbf{I}_t is a t -dimensional identity matrix.

GP derivatives We assume that the kernel function $k(\mathbf{x}, \mathbf{x}')$ is differentiable up to order four. Many commonly used kernels including Gaussian and Linear kernels satisfy this assumption. Under this assumption, it is known that the first and second derivatives of $\mathcal{GP}(0, k(\mathbf{x}, \mathbf{x}'))$ is also GPs (e.g., [8], [7]). Here, let $f_i^{(1)}$ and $f_{jk}^{(2)}$ be the first and the second derivatives of f in the i^{th} and $(j, k)^{\text{th}}$ elements, respectively.

²All the methods and theories in this paper can be extended to the case where \mathcal{X} is continuous with reasonable assumptions.

Then, given the observations $(\mathbf{x}_1, y_1), \dots, (\mathbf{x}_t, y_t)$, the posterior distribution of $f_i^{(1)}$ is also GP, and its mean, variance and covariance are respectively given by

$$\begin{aligned}\mu_{t,i}^{(1)}(\mathbf{x}) &= \mathbf{k}_{t,i}^{(1)}(\mathbf{x})^\top \mathbf{C}_t^{-1} \mathbf{y}_t, \quad \{\sigma_{t,i}^{(1)}(\mathbf{x})\}^2 = v_{t,i}^{(1)}(\mathbf{x}, \mathbf{x}), \\ v_{t,i}^{(1)}(\mathbf{x}, \mathbf{x}') &= v_i^{(1)}(\mathbf{x}, \mathbf{x}') - \mathbf{k}_{t,i}^{(1)}(\mathbf{x})^\top \mathbf{C}_t^{-1} \mathbf{k}_{t,i}^{(1)}(\mathbf{x}'),\end{aligned}$$

where the l^{th} element of $\mathbf{k}_{t,i}^{(1)}(\mathbf{x})$ is $\partial k(\mathbf{x}_l, \mathbf{x})/\partial x_i$ and $v_i^{(1)}(\mathbf{x}, \mathbf{x}') = \partial^2 k(\mathbf{x}, \mathbf{x}')/\partial x_i \partial x'_i$. Similarly, the posterior distribution of $f_{jk}^{(2)}$ is also GP, and its mean, variance, and covariance are respectively given by

$$\begin{aligned}\mu_{t,jk}^{(2)}(\mathbf{x}) &= \mathbf{k}_{t,jk}^{(2)}(\mathbf{x})^\top \mathbf{C}_t^{-1} \mathbf{y}_t, \quad \{\sigma_{t,jk}^{(2)}(\mathbf{x})\}^2 = v_{t,jk}^{(2)}(\mathbf{x}, \mathbf{x}), \\ v_{t,jk}^{(2)}(\mathbf{x}, \mathbf{x}') &= v_{jk}^{(2)}(\mathbf{x}, \mathbf{x}') - \mathbf{k}_{t,jk}^{(2)}(\mathbf{x})^\top \mathbf{C}_t^{-1} \mathbf{k}_{t,jk}^{(2)}(\mathbf{x}'),\end{aligned}$$

where the l th element of the second derivative $\mathbf{k}_{t,jk}^{(2)}(\mathbf{x})$ is given by $\partial^2 k(\mathbf{x}_l, \mathbf{x})/\partial x_j \partial x_k$, and

$$v_{jk}^{(2)}(\mathbf{x}, \mathbf{x}') = \partial^4 k(\mathbf{x}, \mathbf{x}')/\partial x_j \partial x_k \partial x'_j \partial x'_k.$$

3. Proposed method

In this section, we describe the proposed ALOE method for efficiently identifying the set of local minima S in (2.1). At the step, ALOE estimates whether each $\mathbf{x} \in \mathcal{X}$ is included in S using the CIs of the gradients and the Hessian minimum eigenvalue. Figure 1 illustrates the behavior of ALOE.

3.1. Local minimum estimation based on the CIs of GP derivatives

For each $\mathbf{x} \in \mathcal{X}$, we define the CIs of $f_i^{(1)}(\mathbf{x})$ at the t^{th} iteration as $Q_{t,i}^{(1)}(\mathbf{x}) = [l_{t,i}^{(1)}(\mathbf{x}), u_{t,i}^{(1)}(\mathbf{x})]$, where $l_{t,i}^{(1)}(\mathbf{x}) = \mu_{t,i}^{(1)}(\mathbf{x}) - \beta_t^{1/2} \sigma_{t,i}^{(1)}(\mathbf{x})$, $u_{t,i}^{(1)}(\mathbf{x}) = \mu_{t,i}^{(1)}(\mathbf{x}) + \beta_t^{1/2} \sigma_{t,i}^{(1)}(\mathbf{x})$ and $\beta_t^{1/2} \geq 0$. Then, by using an accuracy parameter $\epsilon_i^{(1)} > 0$ we define $G_{t,i}^{(1)}$ and $\bar{G}_{t,i}^{(1)}$ as

$$G_{t,i}^{(1)} = \{\mathbf{x} \in \mathcal{X} \mid -\epsilon_i^{(1)} < l_{t,i}^{(1)}(\mathbf{x}) \wedge u_{t,i}^{(1)}(\mathbf{x}) < \epsilon_i^{(1)}\}, \quad (3.1)$$

$$\bar{G}_{t,i}^{(1)} = \{\mathbf{x} \in \mathcal{X} \mid 0 \leq l_{t,i}^{(1)}(\mathbf{x}) \vee u_{t,i}^{(1)}(\mathbf{x}) \leq 0\}. \quad (3.2)$$

Here, $G_{t,i}^{(1)}$ is the set of points at which the CIs of the gradients fall within $[-\epsilon_i^{(1)}, \epsilon_i^{(1)}]$, i.e., the set of points expected to have zero gradient with the accuracy $\epsilon_i^{(1)}$. Similarly, $\bar{G}_{t,i}^{(1)}$ is the set of points at which the CIs of the gradients are sufficiently away from zero.

Next, we consider the identification of the points at which the Hessian of f is PD. Note that the minimum eigenvalue of a matrix is positive if and only if the Hessian is PD. Using this equivalence, we perform identification of PD Hessian using the CI of the minimum eigenvalue. For each point $\mathbf{x} \in \mathcal{X}$, we define the CI of the minimum eigenvalue $\lambda(\mathbf{x})$ as $Q_t^{(2)}(\mathbf{x}) = [l_t^{(2)}, u_t^{(2)}]$, where $l_t^{(2)} = \lambda_t(\mathbf{x}) - \gamma_t^{1/2} \varsigma_t^{(2)}(\mathbf{x})$, $u_t^{(2)} = \lambda_t(\mathbf{x}) + \gamma_t^{1/2} \varsigma_t^{(2)}(\mathbf{x})$, $\gamma_t^{1/2} \geq 0$ and $\lambda_t(\mathbf{x})$ is the minimum eigenvalue of the $d \times d$ matrix whose $(j, k)^{\text{th}}$ element is $\mu_{t,jk}^{(2)}(\mathbf{x})$. On the other hand, since the variance of $\lambda(\mathbf{x})$ is not readily available, we use $\varsigma_t^{(2)}(\mathbf{x})$ defined as $\varsigma_t^{(2)}(\mathbf{x}) = \max_{j,k \in [d]} \sigma_{t,jk}^{(2)}(\mathbf{x})$, where $[d] := \{1, \dots, d\}$. As shown in section 4, by appropriately adjusting γ_t , $\lambda(\mathbf{x})$ is shown to be included in $Q_t^{(2)}(\mathbf{x})$ with high probability. Then, using an accuracy parameter $\epsilon^{(2)} > 0$ we define $H_t^{(2)}$ and $\bar{H}_t^{(2)}$ as

$$H_t^{(2)} = \{\mathbf{x} \in \mathcal{X} \mid l_t^{(2)} > -\epsilon^{(2)}\}, \quad (3.3)$$

$$\bar{H}_t^{(2)} = \{\mathbf{x} \in \mathcal{X} \mid u_t^{(2)} < \epsilon^{(2)}\}, \quad (3.4)$$

where $H_t^{(2)}$ (resp. $\bar{H}_t^{(2)}$) is the set of points where the minimum eigenvalue is expected to be positive (resp. negative) with an accuracy $\epsilon^{(2)}$. Then, from (3.1)–(3.2) and (3.3)–(3.4), we estimate S as follows:

Definition 3.1 (S estimation). The estimates of S and $\bar{S} := \mathcal{X} \setminus S$ are respectively defined as

$$\hat{S}_t = H_t^{(2)} \cap \bigcap_{i=1}^d G_{t,i}^{(1)}, \quad \hat{\bar{S}}_t = \bar{H}_t^{(2)} \cup \bigcup_{i=1}^d \bar{G}_{t,i}^{(1)}.$$

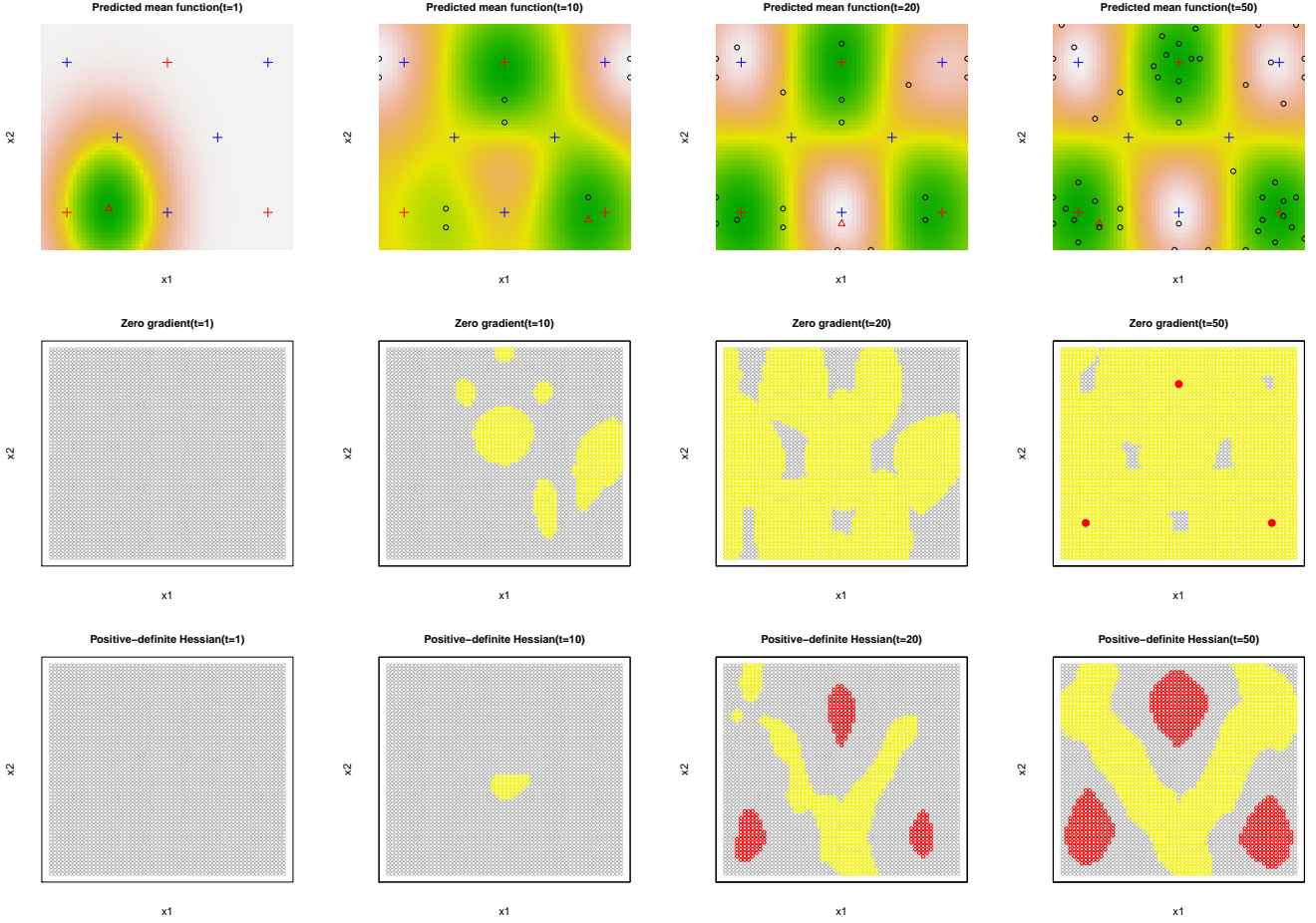


Figure 1: An example of ALOE in a synthetic 2-dimensional data. The top, middle and bottom row show the predicted mean functions, zero-gradient regions, and PD Hessian regions, respectively (in the middle and bottom rows, red, yellow, and gray colors indicate zero-gradient/PD-Hessian regions, NON zero-gradient/PD-Hessian regions, and unknown regions, respectively). In the top row, the red and blue crosses indicate local minimum and local maximum points, respectively. ALOE effectively selected the sequence of input points from the region close to the local minima, and efficiently identified all the local minimum points at $t = 50$.

The set of remaining points at step t is defined as $U_t = \mathcal{X} \setminus (\widehat{S}_t \cup \widehat{\bar{S}}_t)$. Figure 2 shows an example of CIs.

3.2. Acquisition function by predicted violations

Based on \widehat{S}_t and $\widehat{\bar{S}}_t$, we propose an AF for efficiently enumerating local minima. The proposed AF $a_t(\mathbf{x})$ consists of components as

$$a_t(\mathbf{x}) = r_t \sigma_t^2(\mathbf{x}) + (1 - r_t) b_t(\mathbf{x}), \quad (3.5)$$

where $r_t = \{0, 1\}$ adjusts the trade-off between two components. The first component $\sigma_t^2(\mathbf{x})$ is merely the posterior variance of $f(\mathbf{x})$. Thus, when $r_t = 1$, the AF is reduced to the AF of *Uncertainty sampling* [9]. The second component $b_t(\mathbf{x})$ is a specific function designed for reducing the uncertainties in the gradients and Hessian minimum eigenvalue for the task of enumerating local minima. In the remainder of this section, we describe the detail of $b_t(\mathbf{x})$.

First, we define *violations* (see, Figure 2). Remembering that the goal is to classify each point $\mathbf{x} \in \mathcal{X}$ into either of S or \bar{S} , the violation of the CI of $f_i^{(1)}$ at \mathbf{x} is defined as

$$V_{t,i}^{(1)}(\mathbf{x}) = \min\{\xi(u_{t,i}^{(1)}(\mathbf{x})), \xi(-l_{t,i}^{(1)}(\mathbf{x})), \xi(u_{t,i,\epsilon_i^{(1)}}^{(1)}(\mathbf{x})) + \xi(l_{t,i,\epsilon_i^{(1)}}^{(1)}(\mathbf{x}))\},$$

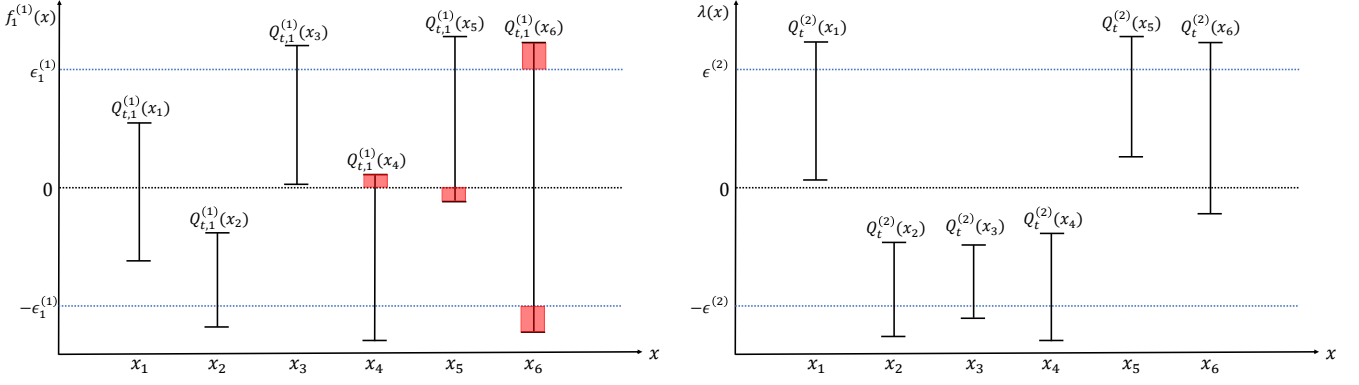


Figure 2: A schematic diagram of the CIs and the violation in ALOE. Left and right plots show the CIs of the gradients and the Hessian minimum eigenvalues of one-dimensional six input points x_1, \dots, x_6 . The left plot indicates that the gradients at x_1, x_4, x_5 , and x_6 could be zero, while the right plot indicates that the Hessians at x_1, x_5 , and x_6 could be PD. Here, $S_t := \{x_1\}, \bar{S}_t = \{x_2, x_3, x_4\}, U_t = \{x_5, x_6\}$. The red parts indicate the violations which play an important role in the AF of ALOE.

where $u_{t,i,\epsilon_i}^{(1)}(\mathbf{x}) = u_{t,i}^{(1)}(\mathbf{x}) - \epsilon_i^{(1)}$ and $l_{t,i,\epsilon_i}^{(1)}(\mathbf{x}) = -\epsilon_i^{(1)} - l_{t,i}^{(1)}(\mathbf{x})$. Here, $\xi(a) = a$ if $a > 0$ and otherwise 0. The $b_t(\mathbf{x})$ in the second component of the AF is designed to be able to select the next point such that the largest violation is maximally reduced.

Let $\mathbf{x}^+ \in U_t$ be the input at which the sum of the violation $\sum_{i=1}^d V_{t,i}^{(1)}(\mathbf{x}^+)$ is largest, i.e.,

$$\mathbf{x}_t^+ := \operatorname{argmax}_{\mathbf{x} \in U_t} \sum_{i=1}^d V_{t,i}^{(1)}(\mathbf{x}).$$

Unfortunately, since the gradient $f_i^{(1)}(\mathbf{x}^+)$ cannot be directly observed, it is not sufficient to simply select the input \mathbf{x}^+ as the next input point. Indeed, we need to select the input point $\mathbf{x}^* \in D$ such that the *predicted violation* of $f_i^{(1)}(\mathbf{x}^+)$ can be maximally reduced by evaluating $f(\mathbf{x}^*)$. Let $\sigma_{t,i}^{(1)}(\mathbf{x}; \mathbf{x}^*)$ be the posterior variance of $f_i^{(1)}(\mathbf{x})$ when the function $f(\mathbf{x}^*)$ is newly evaluated. By replacing $\sigma_{t,i}^{(1)}(\mathbf{x})$ in $Q_{t,i}^{(1)}(\mathbf{x})$ to $\sigma_{t,i}^{(1)}(\mathbf{x}; \mathbf{x}^*)$, we obtain the predicted CIs $[l_{t,i}^{(1)}(\mathbf{x}^+; \mathbf{x}^*), u_{t,i}^{(1)}(\mathbf{x}^+; \mathbf{x}^*)]$ ³. Then, by replacing $l_{t,i,\epsilon_i}^{(1)}(\mathbf{x})$ and $u_{t,i,\epsilon_i}^{(1)}(\mathbf{x})$ to similarly defined $l_{t,i,\epsilon_i}^{(1)}(\mathbf{x}; \mathbf{x}^*)$ and $u_{t,i,\epsilon_i}^{(1)}(\mathbf{x}; \mathbf{x}^*)$, respectively, we similarly define the predicted violation $V_{t,i}^{(1)}(\mathbf{x}^+; \mathbf{x}^*)$, which represents the predicted violation when $f(\mathbf{x}^*)$ is newly evaluated. In summary, the second component of the AF is defined as

$$b_t(\mathbf{x}) = \sum_{i=1}^d (V_{t,i}^{(1)}(\mathbf{x}_t^+) - V_{t,i}^{(1)}(\mathbf{x}_t^+; \mathbf{x})).$$

Algorithm 1. shows the flow of ALOE.

4. Theoretical results

We provide theorems on the performance and convergence of Algorithm 1. First, the following theorem holds:

Theorem 4.1. Let $\epsilon_1^{(1)}, \dots, \epsilon_d^{(1)}, \epsilon^{(2)}$ be positive numbers, and let $\epsilon = \min\{\epsilon_1^{(1)}, \dots, \epsilon_d^{(1)}, \epsilon^{(2)}\}$. For any $\delta \in (0, 1)$, define $\beta_t = 2 \log((d+1)|\mathcal{X}|\pi^2 t^2 / (6\delta))$, $\gamma_t = 2d^2 \log(d^2(d+1)|\mathcal{X}|\pi^2 t^2 / (6\delta))$ and

$$\eta_t = \max\{\max_{\mathbf{x} \in \mathcal{X}} 2\beta_t^{1/2} \sigma_{t,1}^{(1)}(\mathbf{x}), \dots, \max_{\mathbf{x} \in \mathcal{X}} 2\beta_t^{1/2} \sigma_{t,d}^{(1)}(\mathbf{x}), \max_{\mathbf{x} \in \mathcal{X}} \gamma_t^{1/2} \varsigma_t^{(2)}(\mathbf{x})\}.$$

Then, Algorithm 1 completes classification after at least the minimum positive integer T trials that satisfy the following inequality $\eta_T^2 \leq \epsilon^2$. Moreover, with probability at least $1 - \delta$, for any $t \geq 1$, $\mathbf{x} \in \mathcal{X}$ and $i \in [d]$ it holds that

$$\mathbf{x} \in \hat{S}_t \Rightarrow -\epsilon_i^{(1)} < f_i^{(1)}(\mathbf{x}) < \epsilon_i^{(1)} \wedge \lambda(\mathbf{x}) > -\epsilon^{(2)}$$

³ Here, the mean $\mu_{t,i}^{(1)}(\mathbf{x})$ is not replaced since its update is unknown before we actually evaluate $f(\mathbf{x}^*)$.

Algorithm 1 Local minima identification using GP derivatives

Input: Initial training data, GP prior $\mathcal{GP}(0, k(\mathbf{x}, \mathbf{x}'))$ **Output:** Estimated sets \widehat{S} and $\widehat{\bar{S}}$

```
1:  $\widehat{S}_0 \leftarrow \emptyset, \widehat{\bar{S}}_0 \leftarrow \emptyset, U_0 \leftarrow \mathcal{X}$ 
2:  $t \leftarrow 1$ 
3: while  $U_{t-1} \neq \emptyset$  do
4:    $\widehat{S}_t \leftarrow \widehat{S}_{t-1}, \widehat{\bar{S}}_t \leftarrow \widehat{\bar{S}}_{t-1}, U_t \leftarrow U_{t-1}$ 
5:   for all  $\mathbf{x} \in \mathcal{X}$  do
6:     Compute confidence intervals  $Q_{t,i}^{(1)}(\mathbf{x})$  and  $Q_t^{(2)}(\mathbf{x})$  from GP derivatives
7:   end for
8:   Compute  $G_{t,i}^{(1)}, \bar{G}_{t,i}^{(1)}, H_t^{(2)}$  and  $\bar{H}_t^{(2)}$  for each  $i \in [d]$ 
9:   for all  $\mathbf{x} \in \mathcal{X}$  do
10:    if  $\mathbf{x} \in H_t^{(2)} \cap \bigcap_{i=1}^d G_{t,i}^{(1)}$  then
11:       $\widehat{S}_t \leftarrow \widehat{S}_{t-1} \cup \{\mathbf{x}\}, U_t \leftarrow U_{t-1} \setminus \{\mathbf{x}\}$ 
12:    else if  $\mathbf{x} \in \bar{H}_t^{(2)} \cup \bigcup_{i=1}^d \bar{G}_{t,i}^{(1)}$  then
13:       $\widehat{\bar{S}}_t \leftarrow \widehat{\bar{S}}_{t-1} \cup \{\mathbf{x}\}, U_t \leftarrow U_{t-1} \setminus \{\mathbf{x}\}$ 
14:    end if
15:  end for
16:  Compute  $\mathbf{x}_t$  from (3.5)
17:   $y_t \leftarrow f(\mathbf{x}_t) + \varepsilon_t$ 
18:   $t \leftarrow t + 1$ 
19: end while
20:  $\widehat{S} \leftarrow \widehat{S}_{t-1}, \widehat{\bar{S}} \leftarrow \widehat{\bar{S}}_{t-1}$ 
```

and

$$\mathbf{x} \in \widehat{S}_t \Rightarrow f_i^{(1)}(\mathbf{x}) \neq 0 \vee \lambda(\mathbf{x}) < \epsilon^{(2)}.$$

Proof. First, when the inequality on η_T holds, the lengths of $Q_{T,i}^{(1)}(\mathbf{x})$ and $Q_T^{(2)}(\mathbf{x})$ are less than $\epsilon_i^{(1)}$ and $2\epsilon^{(2)}$, respectively. Hence, from classification rules, all the points are classified. Next, noting that the posterior of $f_i^{(1)}$ is also GP, from Lemma 5.1 in [12], with probability at least (w.p.a.l.) $1 - (d+1)^{-1}\delta$ it holds that $f_i^{(1)}(\mathbf{x}) \in Q_{t,i}^{(1)}(\mathbf{x})$ for any $i \in [d], t \geq 1$ and $\mathbf{x} \in \mathcal{X}$. This implies that w.p.a.l. $1 - d(d+1)^{-1}\delta$ it holds that $f_i^{(1)}(\mathbf{x}) \in Q_{t,i}^{(1)}(\mathbf{x})$ for all $i \in [d]$. Similarly, by using the same argument for $f_{jk}^{(2)}$, w.p.a.l. $1 - d^{-2}(d+1)^{-1}\delta$ the inequality $|f_{jk}^{(2)}(\mathbf{x}) - \mu_{t,jk}^{(2)}(\mathbf{x})| \leq \tilde{\gamma}_t^{1/2} \sigma_{t,jk}^{(2)}(\mathbf{x})$ holds for any $j, k \in [d], t \geq 1$ and $\mathbf{x} \in \mathcal{X}$, where $\tilde{\gamma}_t^{1/2} = d^{-1} \gamma_t^{1/2}$. Thus, w.p.a.l. $1 - (d+1)^{-1}\delta$ above inequalities are simultaneously satisfied. Here, denote the Hessian matrix of \mathbf{x} by $\mathbf{H}(\mathbf{x}) = \mathbf{M}_t(\mathbf{x}) + \mathbf{Z}_t(\mathbf{x})$, where the $(j, k)^{\text{th}}$ element of $\mathbf{M}_t(\mathbf{x})$ is $\mu_{t,jk}^{(2)}(\mathbf{x})$ and that of $\mathbf{Z}_t(\mathbf{x})$ is normal distribution with mean 0 and variance $\{\sigma_{t,jk}^{(2)}(\mathbf{x})\}^2$. Therefore, w.p.a.l. $1 - (d+1)^{-1}\delta$ the absolute value of each element in $\mathbf{Z}_t(\mathbf{x})$ is less than $\tilde{\gamma}_t^{1/2} \varsigma_t^{(2)}(\mathbf{x})$. Then, for any \mathbf{a} satisfying $\|\mathbf{a}\| = 1$, it holds that

$$\begin{aligned} \lambda(\mathbf{x}) &= \inf_{\mathbf{a}} \mathbf{a}^\top \mathbf{H}(\mathbf{x}) \mathbf{a} \geq \inf_{\mathbf{a}} \mathbf{a}^\top \mathbf{M}_t(\mathbf{x}) \mathbf{a} + \inf_{\mathbf{a}} \mathbf{a}^\top \mathbf{Z}_t(\mathbf{x}) \mathbf{a} \\ &= \lambda_t(\mathbf{x}) + \inf_{\mathbf{a}} \mathbf{a}^\top \mathbf{Z}_t(\mathbf{x}) \mathbf{a}. \end{aligned}$$

Furthermore, noting that $(|a_1| + \dots + |a_d|)^2 \leq d$ and

$$|\mathbf{a}^\top \mathbf{Z}_t(\mathbf{x}) \mathbf{a}| \leq \tilde{\gamma}_t^{1/2} \varsigma_t^{(2)}(\mathbf{x}) (|a_1| + \dots + |a_d|)^2,$$

the inequality $|\mathbf{a}^\top \mathbf{Z}_t(\mathbf{x}) \mathbf{a}| \leq \tilde{\gamma}_t^{1/2} \varsigma_t^{(2)}(\mathbf{x}) d = \gamma_t^{1/2} \varsigma_t^{(2)}(\mathbf{x})$ holds. Hence, we have $\lambda(\mathbf{x}) \geq \lambda_t(\mathbf{x}) - \gamma_t^{1/2} \varsigma_t^{(2)}(\mathbf{x})$. Similarly, we also have $\lambda(\mathbf{x}) \leq \lambda_t(\mathbf{x}) + \gamma_t^{1/2} \varsigma_t^{(2)}(\mathbf{x})$. This implies that w.p.a.l. $1 - (d+1)^{-1}\delta$ it holds that $\lambda(\mathbf{x}) \in Q_t^{(2)}(\mathbf{x})$. Therefore, w.p.a.l. $1 - \delta$ it holds that $f_i^{(1)}(\mathbf{x}) \in Q_{t,i}^{(1)}(\mathbf{x}), i \in [d]$ and $\lambda(\mathbf{x}) \in Q_t^{(2)}(\mathbf{x})$. \square

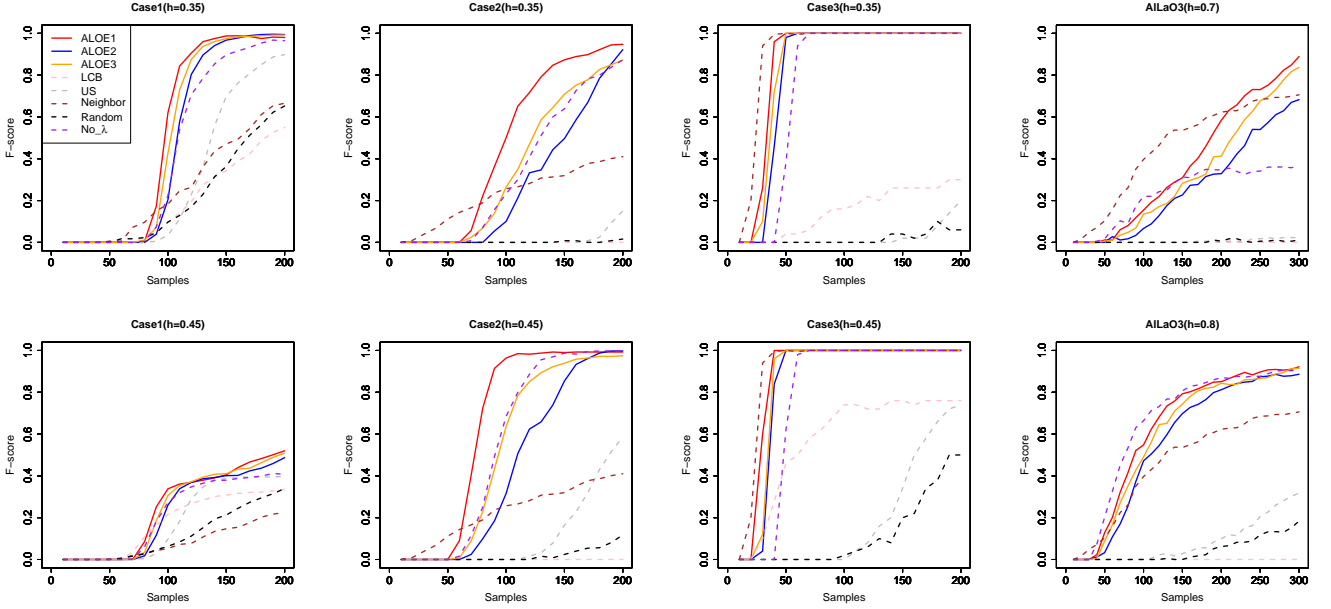


Figure 3: Average F-score for each experiment. The bottom left plot indicates the result of real data experiments, while the other 7 plots indicate the results of synthetic function experiments.

Next, we provide an upper bound of η_t . Let

$$\begin{aligned}\tilde{f}_{t,i}^{(1)}(\mathbf{x}; \zeta) &= f_{t,i}^{(1)}(\mathbf{x}) - \frac{f_t(\mathbf{x} + \zeta \mathbf{e}_i) - f_t(\mathbf{x})}{\zeta}, \\ \tilde{f}_{t,jk}^{(2)}(\mathbf{x}; \zeta) &= f_{t,jk}^{(2)}(\mathbf{x}) - \frac{f_t(\mathbf{x} + \zeta \mathbf{e}_{jk}) - f_t(\mathbf{x} + \zeta \mathbf{e}_j)}{\zeta^2} - \frac{f_t(\mathbf{x} + \zeta \mathbf{e}_k) - f_t(\mathbf{x})}{\zeta^2},\end{aligned}$$

where $\mathbf{e}_{jk} = \mathbf{e}_j + \mathbf{e}_k$ and \mathbf{e}_i is a d -dimensional vector whose i th element is one and remainders are zeros. Assume the following conditions:

- (A1). There exists a positive constant A_0 such that for any ζ satisfying $|\zeta| < A_0$, $(\mathbf{x} + \zeta \mathbf{e}_i) \in D$ and $(\mathbf{x} + \zeta \mathbf{e}_{jk}) \in D$ for any $\mathbf{x} \in \mathcal{X}$ and $i, j, k \in [d]$.
- (A2). There exists a positive constant C_0 such that

$$\text{Var}[\tilde{f}_{0,i}^{(1)}(\mathbf{x}; \zeta)] \leq |\zeta| C_0, \quad \text{Var}[\tilde{f}_{0,jk}^{(2)}(\mathbf{x}; \zeta)] \leq |\zeta| C_0,$$

for any $\mathbf{x} \in \mathcal{X}$, $i, j, k \in [d]$ and ζ satisfying $|\zeta| < A_0$, where A_0 is given in the assumption (A1).

Finally, let $I(\mathbf{y}_t; f)$ be a mutual information between \mathbf{y}_t and f . Also let κ_t be a maximum information gain after t rounds on D , defined by $\kappa_t = \max_{A \subset D; |A|=t} I(\mathbf{y}_A; f_A)$. Then, the following theorem holds:

Theorem 4.2. Let $C_1 = 2\sigma^2 C_2$, $C_2 = \sigma^{-2} / \log(1 + \sigma^{-2})$, $R_t = r_1 + \dots + r_t$, $\tilde{C}_0 > C_0$ and

$$\tilde{\eta}_t^2 = \max \left\{ \frac{3200 \tilde{C}_0^2 C_1 \beta_t^3 \kappa_t}{R_t \epsilon^4}, \frac{1250 \tilde{C}_0^4 C_1 \gamma_t^5 \kappa_t}{R_t \epsilon^8} \right\}.$$

Then, it holds that $\eta_t^2 \leq \tilde{\eta}_t^2 + \frac{4}{5} \epsilon^2$.

The proof is given in Appendix. In addition, Srinivas et al. [12] provided the order of κ_t for certain kernels under mild conditions. For example, in Gaussian kernel, its order is $\mathcal{O}((\log t)^{d+1})$. Hence, if we set $R_t = \mathcal{O}(t)$, then $\tilde{\eta}_t^2$ converges to 0, i.e., η_T^2 satisfies $\eta_T^2 < \epsilon^2$ for some T .

5. Numerical experiments

We confirm the performance of ALOE by numerical experiments. We used F-score defined as $F = 2 \cdot Pre \cdot Rec / (Pre + Rec)$, where precision Pre and recall Rec are given by

$$Pre = |S \cap \widehat{S}_t| / |\widehat{S}_t|, \quad Rec = |S \cap \widehat{S}_t| / |S|.$$

Here, we compared the following seven AFs:

(Random): Random sampling.

(US): Uncertainty sampling, i.e., we set $r_t = 1$ for any $t \geq 1$ in (3.5).

(LCB): Lower confidence bound (LCB) $lcb(\mathbf{x})$, where $lcb(\mathbf{x}) = \mu_t(\mathbf{x}) - 3\sigma_t(\mathbf{x})$.

(No- λ): AF for ALOE with $r_t = 0$ for any $t \geq 1$, and use $U_t = \mathcal{X} \setminus (\bigcap_{i=1}^d G_{t,i}^{(1)} \cup \bigcup_{i=1}^d \bar{G}_{t,i}^{(1)})$.

(ALOE1): AF for ALOE with $r_t = 0$ for any $t \geq 1$.

(ALOE2): AF for ALOE with $r_t = 1$ if t is a multiple of 5 and otherwise 0.

(ALOE3): AF for ALOE with $r_t = 1$ if t is a multiple of 10 and otherwise 0.

Furthermore, we consider the following as a competitor. Let

$$P_t(\mathbf{x}; \alpha) = \mathbb{P}(f_t(\mathbf{x}) \leq f_t(\mathbf{x}_{l,s}^{(\alpha)}), \quad l \in [d], s \in \{1, -1\})$$

where $\mathbf{x}_{l,1}^{(\alpha)}$ satisfies $\mathbf{x} - \mathbf{x}_{l,1}^{(\alpha)} = \alpha \mathbf{e}_l$ and $\mathbf{x}_{l,-1}^{(\alpha)}$ satisfies $\mathbf{x} - \mathbf{x}_{l,-1}^{(\alpha)} = -\alpha \mathbf{e}_l$. Then, if \mathbf{x} satisfies $P_t(\mathbf{x}; 0.3) > 0.6$, \mathbf{x} is classified as \widehat{S}_t . When using this neighborhood based classification rule (Neighbor), we use $Nei_t(\mathbf{x}) = \sigma_t^2(\mathbf{x})P_t(\mathbf{x}; 0.3)$ as the acquisition function, and next input is selected by $\mathbf{x}_{t+1} = \arg\max Nei_t(\mathbf{x})$. In all the experiments, we use Gaussian kernel $k(\mathbf{x}, \mathbf{x}') = \sigma_f^2 \exp(-\|\mathbf{x} - \mathbf{x}'\|^2/L)$. Moreover, we assume that error variance σ^2 is known.

5.1. Synthetic function experiments

We considered 2-dimensional synthetic functions. Let \mathcal{A} be a grid point set obtained by dividing the interval $[A, B]$ into 40 equal parts, and let $D = \mathcal{A} \times \mathcal{A}$. Define

$$\mathcal{X} = \{\mathbf{x} = (x_1, x_2) \in D \mid x_1 \in [a, b], x_2 \in [a, b]\}.$$

The following three cases were considered:

(Case 1): $f(x_1, x_2) = \sin(x_1) \cos(x_2)$, $A = -\pi/2$, $B = 7\pi/2$, $a = 0$, $b = 3\pi$, $\sigma_f^2 = 1$, $L = 4.5$.

(Case 2): $f(x_1, x_2) = 18 + \sum_{s=1}^2 \{(1/4)x_s^4 - (13/3)x_s^3 + 25x_s^2 - 56x_s\}/3$, $A = -1$, $B = 9$, $a = 0$, $b = 8$, $\sigma_f^2 = 2$, $L = 3$.

(Case 3): $f(x_1, x_2) = \sum_{s=1}^2 (x_s - 4)^2$, $A = -1$, $B = 9$, $a = 0$, $b = 8$, $\sigma_f^2 = 2$, $L = 3$.

Furthermore, we set $\sigma^2 = 0.005$, $\beta_t^{1/2} = \gamma_t^{1/2} = 3$, $\epsilon_1^{(1)} = \epsilon_2^{(1)} \equiv h \in \{0.35, 0.45\}$ and $\epsilon^{(2)} = 0.1$. Here, At this time, one initial point was randomly determined, and based on each AF, function evaluations were sequentially done up to step 200. This was repeated 50 times, and the average of the F-score was calculated (Fig.3). The results indicate that ALOE has better performance than other methods.

5.2. Real data experiments

We analyzed the potential energy (PE) data in inorganic crystal AlLaO3. The data includes 3-dimensional inputs $\mathbf{x}_i \in D$ corresponding to 3-dimensional coordinates and PE y_i^* , for $i = 1, \dots, 5832$. Here, D is given by $D = \mathcal{A}^3$ and \mathcal{A} is a grid point set obtained by dividing the interval $[0, r]$ into 17 equal parts, where $r \approx 3.6$. In this experiment, GP was first fitted using the whole data excluding outliers, and the posterior mean at each point is defined as the true function $f(\mathbf{x})$. We used this to calculate the energy at each point as $y_i = f(\mathbf{x}_i) + \varepsilon_i$. Moreover, we defined $\mathcal{X} = \{\mathbf{x} = (x_1, x_2, x_3) \in D \mid x_s \in [0.4, 2], s = 1, 2, 3\}$. Furthermore, we set $\sigma^2 = 0.01$, $L = 2.5$, $\beta_t^{1/2} = 4$, $\gamma_t^{1/2} = 1$, $\epsilon_1^{(1)} = \epsilon_2^{(1)} = \epsilon_3^{(1)} \equiv h \in \{0.7, 0.8\}$ and $\epsilon^{(2)} = 1.2$. In addition, it is known that there are 6 local minimum points in \mathcal{X} from the domain knowledge in material science. Therefore, these six points are defined as the members of S . Here, one initial point was randomly selected, and based on each AF, function evaluations was iterated up to step 300. This was repeated 50 times, and the average of F-score was calculated (see the bottom right plot in Fig.3). The results indicate that the performance of ALOE is better than other competitors as in the previous synthetic experiments.

6. Conclusion

In this paper, we proposed an AL method called ALOE for enumerating local minima using GP derivatives. From the theoretical results and numerical experiments, the usefulness of ALOE was confirmed.

Acknowledgments

This work was partially supported by MEXT KAKENHI (17H00758, 16H06538), JST CREST (JP-MJCR1302, JPMJCR1502), RIKEN Center for Advanced Intelligence Project, and JST support program for starting up innovation-hub on materials research by information integration initiative.

References

- [1] Edwin V Bonilla, Kian M. Chai, and Christopher Williams. Multi-task gaussian process prediction. In *Advances in Neural Information Processing Systems 20*, pages 153–160. Curran Associates, Inc., 2008.
- [2] David K Duvenaud, Hannes Nickisch, and Carl E. Rasmussen. Additive gaussian processes. In *Advances in Neural Information Processing Systems 24*, pages 226–234. Curran Associates, Inc., 2011.
- [3] Subhashis Ghosal and Anindya Roy. Posterior consistency of gaussian process prior for nonparametric binary regression. *The Annals of Statistics*, pages 2413–2429, 2006.
- [4] Alkis Gotovos, Nathalie Casati, Gregory Hitz, and Andreas Krause. Active learning for level set estimation. In *Proceedings of the Twenty-Third International Joint Conference on Artificial Intelligence*, pages 1344–1350, 2013.
- [5] Philipp Hennig and Christian J. Schuler. Entropy search for information-efficient global optimization. *J. Mach. Learn. Res.*, 13(1):1809–1837, June 2012.
- [6] Vu Nguyen, Sunil Gupta, Santu Rana, Cheng Li, and Svetha Venkatesh. Regret for expected improvement over the best-observed value and stopping condition. In *Proceedings of the Ninth Asian Conference on Machine Learning*, volume 77, pages 279–294, 2017.
- [7] Athanasios Papoulis and S Unnikrishna Pillai. *Probability, random variables, and stochastic processes*. Tata McGraw-Hill Education, 2002.
- [8] Carl Edward Rasmussen and Christopher K. I. Williams. *Gaussian Processes for Machine Learning (Adaptive Computation and Machine Learning)*. The MIT Press, 2005.
- [9] Burr Settles. Active learning literature survey. Computer Sciences Technical Report 1648, University of Wisconsin–Madison, 2009.
- [10] Bobak Shahriari, Kevin Swersky, Ziyu Wang, Ryan P Adams, and Nando De Freitas. Taking the human out of the loop: A review of bayesian optimization. *Proceedings of the IEEE*, 104(1):148–175, 2016.

- [11] E. Solak, R. Murray-smith, W. E. Leithead, D. J. Leith, and Carl E. Rasmussen. Derivative observations in gaussian process models of dynamic systems. In *Advances in Neural Information Processing Systems 15*, pages 1057–1064. MIT Press, 2003.
- [12] Niranjan Srinivas, Andreas Krause, Sham Kakade, and Matthias Seeger. Gaussian process optimization in the bandit setting: No regret and experimental design. In *Proceedings of the 27th International Conference on Machine Learning*, pages 1015–1022, 2010.
- [13] Yanan Sui, Alkis Gotovos, Joel Burdick, and Andreas Krause. Safe exploration for optimization with gaussian processes. In *International Conference on Machine Learning*, pages 997–1005, 2015.
- [14] Ziyu Wang, Frank Hutter, Masrour Zoghi, David Matheson, and Nando De Freitas. Bayesian optimization in a billion dimensions via random embeddings. *J. Artif. Int. Res.*, 55(1):361–387, January 2016.
- [15] Jian Wu, Matthias Poloczek, Andrew G Wilson, and Peter Frazier. Bayesian optimization with gradients. In *Advances in Neural Information Processing Systems 30*, pages 5267–5278. Curran Associates, Inc., 2017.

Appendix

A. Proof of Theorem 4.2

From the definition of η_t , η_t^2 can be written by

$$\eta_t^2 = \max\{\max_{\mathbf{x} \in \mathcal{X}} 4\beta_t \{\sigma_{t,1}^{(1)}(\mathbf{x})\}^2, \dots, \max_{\mathbf{x} \in \mathcal{X}} 4\beta_t \{\sigma_{t,d}^{(1)}(\mathbf{x})\}^2, \max_{\mathbf{x} \in \mathcal{X}} \gamma_t \{\zeta_t^{(2)}(\mathbf{x})\}^2\}. \quad (\text{A.1})$$

Here, for any $i \in [d]$, $t \geq 1$ and $\mathbf{x} \in \mathcal{X}$, let

$$\Delta f_{t,i}^{(1)}(\mathbf{x}; \zeta) = \frac{f_t(\mathbf{x} + \zeta \mathbf{e}_i) - f_t(\mathbf{x})}{\zeta}.$$

Then, it holds that

$$\begin{aligned} \{\sigma_{t,i}^{(1)}(\mathbf{x})\}^2 &= \text{Var}[f_{t,i}^{(1)}(\mathbf{x})] = \text{Var}[\Delta f_{t,i}^{(1)}(\mathbf{x}; \zeta) + \tilde{f}_{t,i}^{(1)}(\mathbf{x}; \zeta)] \\ &= \text{Var}[\Delta f_{t,i}^{(1)}(\mathbf{x}; \zeta)] + 2\text{Cov}[\Delta f_{t,i}^{(1)}(\mathbf{x}; \zeta), \tilde{f}_{t,i}^{(1)}(\mathbf{x}; \zeta)] + \text{Var}[\tilde{f}_{t,i}^{(1)}(\mathbf{x}; \zeta)] \\ &\leq 2\text{Var}[\Delta f_{t,i}^{(1)}(\mathbf{x}; \zeta)] + 2\text{Var}[\tilde{f}_{t,i}^{(1)}(\mathbf{x}; \zeta)], \end{aligned} \quad (\text{A.2})$$

where last inequality is derived by $2\text{Cov}[X, Y] \leq \text{Var}[X] + \text{Var}[Y]$. Note that $(f(\mathbf{x}_1), \dots, f(\mathbf{x}_t), \tilde{f}_i^{(1)}(\mathbf{x}; \zeta))^\top$ is distributed as a multivariate normal distribution. Thus, from the definition of the conditional variance in the multivariate normal distribution, from the assumption (A2) we get $\text{Var}[\tilde{f}_{t,i}^{(1)}(\mathbf{x}; \zeta)] \leq \text{Var}[\tilde{f}_{0,i}^{(1)}(\mathbf{x}; \zeta)]$. Hence, by substituting this inequality into (A.2), we obtain

$$\{\sigma_{t,i}^{(1)}(\mathbf{x})\}^2 \leq 2\text{Var}[\Delta f_{t,i}^{(1)}(\mathbf{x}; \zeta)] + 2\text{Var}[\tilde{f}_{0,i}^{(1)}(\mathbf{x}; \zeta)] \leq 2\text{Var}[\Delta f_{t,i}^{(1)}(\mathbf{x}; \zeta)] + 2|\zeta|C_0. \quad (\text{A.3})$$

Furthermore, the variance $\text{Var}[\Delta f_{t,i}^{(1)}(\mathbf{x}; \zeta)]$ satisfies the following inequality:

$$\begin{aligned} \text{Var}[\Delta f_{t,i}^{(1)}(\mathbf{x}; \zeta)] &= \frac{\text{Var}[f_t(\mathbf{x} + \zeta \mathbf{e}_i)] - 2\text{Cov}[f_t(\mathbf{x} + \zeta \mathbf{e}_i), f_t(\mathbf{x})] + \text{Var}[f_t(\mathbf{x})]}{\zeta^2} \\ &\leq \frac{2\text{Var}[f_t(\mathbf{x} + \zeta \mathbf{e}_i)] + 2\text{Var}[f_t(\mathbf{x})]}{\zeta^2}, \end{aligned} \quad (\text{A.4})$$

where last inequality is derived by $-2\text{Cov}[X, Y] \leq \text{Var}[X] + \text{Var}[Y]$. Therefore, by using (A.3) and (A.4), we have

$$4\beta_t \{\sigma_{t,i}^{(1)}(\mathbf{x})\}^2 \leq 8\beta_t \frac{2\text{Var}[f_t(\mathbf{x} + \zeta \mathbf{e}_i)] + 2\text{Var}[f_t(\mathbf{x})]}{\zeta^2} + 8\beta_t |\zeta| C_0. \quad (\text{A.5})$$

Here, let \tilde{C}_0 be a positive number satisfying $\tilde{C}_0 > C_0$, $\epsilon^2(10\beta_1\tilde{C}_0)^{-1} < A_0$ and $(2/5)\epsilon^2(\gamma_1\tilde{C}_0)^{-1} < A_0$. Then, we set

$$\zeta = \frac{\epsilon^2}{10\beta_t\tilde{C}_0}. \quad (\text{A.6})$$

Thus, noting that $\beta_1 \leq \beta_t$, we obtain $|\zeta| < A_0$ and

$$8\beta_t|\zeta|C_0 = \frac{8\epsilon^2C_0}{10\tilde{C}_0} \leq \frac{4}{5}\epsilon^2. \quad (\text{A.7})$$

Hence, by substituting (A.6) and (A.7) into (A.5), we get

$$4\beta_t\{\sigma_{t,i}^{(1)}(\mathbf{x})\}^2 \leq 800\beta_t^3\tilde{C}_0^2\epsilon^{-4}(2\text{Var}[f_t(\mathbf{x} + \zeta\mathbf{e}_i)] + 2\text{Var}[f_t(\mathbf{x})]) + \frac{4}{5}\epsilon^2.$$

Here, define

$$\mathbf{x}_{t+1}^* = \operatorname{argmax}_{\mathbf{x} \in D} \sigma_t^2(\mathbf{x}).$$

Moreover, from the definition of ζ and the assumption (A1), it holds that $\mathbf{x} \in D$, $(\mathbf{x} + \zeta\mathbf{e}_i) \in D$. Therefore, it holds that

$$2\text{Var}[f_t(\mathbf{x} + \zeta\mathbf{e}_i)] + 2\text{Var}[f_t(\mathbf{x})] \leq 4\sigma_t^2(\mathbf{x}_{t+1}^*).$$

Thus, we have

$$4\beta_t\{\sigma_{t,i}^{(1)}(\mathbf{x})\}^2 \leq 3200\beta_t^3\tilde{C}_0^2\epsilon^{-4}\sigma_t^2(\mathbf{x}_{t+1}^*) + \frac{4}{5}\epsilon^2. \quad (\text{A.8})$$

Next, suppose that t_1, \dots, t_l are positive integers satisfying $1 \leq t_1 \leq \dots \leq t_l \leq t$ and $r_{t_s} = 1$. Then, noting that the monotonicity of posterior variances and the definition of (3.5), we obtain

$$\sigma_t^2(\mathbf{x}_{t+1}^*) \leq \sigma_{t_l}^2(\mathbf{x}_{t+1}^*) \leq \sigma_{t_l}^2(x_{t_l+1})$$

and

$$\sigma_{t_1}^2(x_{t_1+1}) + \dots + \sigma_{t_l}^2(x_{t_l+1}) \geq t_l\sigma_{t_l}^2(x_{t_l+1}) = R_t\sigma_{t_l}^2(x_{t_l+1}).$$

Therefore, from Lemma 5.3 in Srinivas et al. [12], we have

$$\sigma_t^2(\mathbf{x}_{t+1}^*) \leq R_t^{-1} \sum_{s=1}^l \sigma_{t_s}^2(x_{t_s+1}) \leq R_t^{-1} \sum_{i=1}^t \sigma_i^2(x_{i+1}) \leq C_1 R_t^{-1} \kappa_t. \quad (\text{A.9})$$

Thus, substituting (A.9) into (A.8) we obtain

$$4\beta_t\{\sigma_{t,i}^{(1)}(\mathbf{x})\}^2 \leq 3200\beta_t^3\tilde{C}_0^2\epsilon^{-4}C_1\kappa_tR_t^{-1} + \frac{4}{5}\epsilon^2.$$

This implies that

$$\max_{\mathbf{x} \in \mathcal{X}} 4\beta_t\{\sigma_{t,i}^{(1)}(\mathbf{x})\}^2 \leq 3200\beta_t^3\tilde{C}_0^2\epsilon^{-4}C_1\kappa_tR_t^{-1} + \frac{4}{5}\epsilon^2. \quad (\text{A.10})$$

Similarly, for any $j, k \in [d]$, $t \geq 1$ and $\mathbf{x} \in \mathcal{X}$, let

$$\Delta f_{t,jk}^{(2)}(\mathbf{x}; \tilde{\zeta}) = \frac{f_t(\mathbf{x} + \tilde{\zeta}\mathbf{e}_{jk}) - f_t(\mathbf{x} + \tilde{\zeta}\mathbf{e}_j) - f_t(\mathbf{x} + \tilde{\zeta}\mathbf{e}_k) + f_t(\mathbf{x})}{\tilde{\zeta}^2}.$$

Then, using same arguments we get

$$\begin{aligned} \gamma_t\{\sigma_{t,jk}^{(2)}(\mathbf{x})\}^2 &\leq 2\gamma_t\text{Var}[\Delta f_{t,jk}^{(2)}(\mathbf{x}; \tilde{\zeta})] + 2\gamma_t|\tilde{\zeta}|C_0, \\ \text{Var}[\Delta f_{t,jk}^{(2)}(\mathbf{x}; \tilde{\zeta})] &\leq \frac{4\text{Var}[f_t(\mathbf{x} + \tilde{\zeta}\mathbf{e}_{jk})] + 4\text{Var}[f_t(\mathbf{x} + \tilde{\zeta}\mathbf{e}_j)] + 4\text{Var}[f_t(\mathbf{x} + \tilde{\zeta}\mathbf{e}_k)] + 4\text{Var}[f_t(\mathbf{x})]}{\tilde{\zeta}^4}. \end{aligned}$$

Furthermore, we set $\tilde{\zeta} = (2/5)\epsilon^2(\gamma_t\tilde{C}_0)^{-1}$. Thus, noting that $|\tilde{\zeta}| < A_0$, we have

$$2\gamma_t|\tilde{\zeta}|C_0 \leq \frac{4}{5}\epsilon^2$$

and

$$\begin{aligned}\text{Var}[\Delta f_{t,jk}^{(2)}(\mathbf{x}; \tilde{\zeta})] &\leq \frac{4\text{Var}[f_t(\mathbf{x} + \tilde{\zeta}e_{jk})] + 4\text{Var}[f_t(\mathbf{x} + \tilde{\zeta}e_j)] + 4\text{Var}[f_t(\mathbf{x} + \tilde{\zeta}e_k)] + 4\text{Var}[f_t(\mathbf{x})]}{\tilde{\zeta}^4} \\ &\leq \frac{16\sigma_t^2(\mathbf{x}_{t+1}^*)}{\tilde{\zeta}^4} = 5^4 \epsilon^{-8} \tilde{C}_0^4 \gamma_t^4 \sigma_t^2(\mathbf{x}_{t+1}^*).\end{aligned}$$

Therefore, from (A.9) it holds that

$$\gamma_t \{\sigma_{t,jk}^{(2)}(\mathbf{x})\}^2 \leq \frac{1250 \tilde{C}_0^4 C_1 \gamma_t^5 \kappa_t}{R_t \epsilon^8} + \frac{4}{5} \epsilon^2.$$

Hence, noting that $\{\varsigma_t^{(2)}(\mathbf{x})\}^2 = \max_{j,k \in [d]} \{\sigma_{t,jk}^{(2)}(\mathbf{x})\}^2$, we obtain

$$\max_{\mathbf{x} \in \mathcal{X}} \gamma_t \{\varsigma_t^{(2)}(\mathbf{x})\}^2 \leq \frac{1250 \tilde{C}_0^4 C_1 \gamma_t^5 \kappa_t}{R_t \epsilon^8} + \frac{4}{5} \epsilon^2. \quad (\text{A.11})$$

Finally, by substituting (A.10) and (A.11) into (A.1), we get Theorem 4.2. \square

B. Local minima identification for infinite set \mathcal{X}

In this section, we consider the case that \mathcal{X} is infinite. Let \mathcal{X} be an infinite set, and let \mathcal{X}^* be a finite subset of \mathcal{X} . In addition, we assume that D is a compact and convex set. Moreover, we may assume $D \subset [0, r]^d$, without loss of generality. Here, for each point $\mathbf{x} \in \mathcal{X}^*$, we define $Q_{t,i}^{(1)}(\mathbf{x})$ and $Q_t^{(2)}(\mathbf{x})$. Similarly, using accuracy parameters $\epsilon_i^{(1)} > 0$ and $\epsilon^{(2)} > 0$, we define

$$\begin{aligned}G_{t,i}^{(1),*} &= \{\mathbf{x} \in \mathcal{X}^* \mid -(1 + 1/d)\epsilon_i^{(1)} < l_{t,i}^{(1)}(\mathbf{x}) \wedge u_{t,i}^{(1)}(\mathbf{x}) < (1 + 1/d)\epsilon_i^{(1)}\}, \\ \bar{G}_{t,i}^{(1),*} &= \{\mathbf{x} \in \mathcal{X}^* \mid \epsilon_i^{(1)}/d \leq l_{t,i}^{(1)}(\mathbf{x}) \vee u_{t,i}^{(1)}(\mathbf{x}) \leq -\epsilon_i^{(1)}/d\}, \\ H_t^{(2),*} &= \{\mathbf{x} \in \mathcal{X}^* \mid l_t^{(2)} > -\epsilon^{(2)}\}, \\ \bar{H}_t^{(2),*} &= \{\mathbf{x} \in \mathcal{X}^* \mid u_t^{(2)} < \epsilon^{(2)}\}\end{aligned}$$

and

$$\begin{aligned}\tilde{S}_t &= H_t^{(2),*} \cap \bigcap_{i=1}^d G_{t,i}^{(1),*}, \\ \tilde{\bar{S}}_t &= \bar{H}_t^{(2),*} \cup \bigcup_{i=1}^d \bar{G}_{t,i}^{(1),*}.\end{aligned} \quad (\text{B.1})$$

Moreover, for each $\mathbf{a} \in \mathcal{X}$, let $[\mathbf{a}]$ be a point in \mathcal{X}^* closest to \mathbf{a} . Then, from (B.1) we define the estimated sets \hat{S}_t and $\hat{\bar{S}}_t$ as follows:

Definition B.1 (Estimated sets \hat{S}_t and $\hat{\bar{S}}_t$ for infinite \mathcal{X}). Estimated sets \hat{S}_t and $\hat{\bar{S}}_t$ of S and $\mathcal{X} \setminus S$ are respectively defined as

$$\begin{aligned}\hat{S}_t &= \{\mathbf{x} \in \mathcal{X} \mid [\mathbf{x}] \in \tilde{S}_t\} \\ \hat{\bar{S}}_t &= \{\mathbf{x} \in \mathcal{X} \mid [\mathbf{x}] \in \tilde{\bar{S}}_t\}.\end{aligned} \quad (\text{B.2})$$

Furthermore, we define the acquisition function $b_t(\mathbf{x})$ as follows:

Definition B.2 (Function $b_t(\mathbf{x})$ based on predicted violatios for infinite \mathcal{X}). Define

$$\begin{aligned}\tilde{\mathbf{x}}_t^* &= \operatorname{argmax}_{\mathbf{x} \in \tilde{U}_t} \sum_{i=1}^d V_{t,i}^{(1)}(\mathbf{x}), \\ \tilde{U}_t &= \mathcal{X}^* \setminus (\tilde{S}_t \cup \tilde{\bar{S}}_t).\end{aligned}$$

Then, the function $b_t(\mathbf{x})$ is defined by

$$b_t(\mathbf{x}) = \sum_{i=1}^d \left(V_{t,i}^{(1)}(\tilde{\mathbf{x}}_t^*) - V_{t,i}^{(1)}(\tilde{\mathbf{x}}_t^*; \mathbf{x}) \right). \quad (\text{B.3})$$

Finally, the flow of the proposed method when \mathcal{X} is infinite is shown in Algorithm 2.

Algorithm 2 Local minima identification for infinite \mathcal{X}

Input: Initial training data, GP prior $\mathcal{GP}(0, k(\mathbf{x}, \mathbf{x}'))$ **Output:** Estimated sets \hat{S} and $\hat{\tilde{S}}$

```
1:  $\tilde{S}_0 \leftarrow \emptyset, \tilde{\tilde{S}}_0 \leftarrow \emptyset, \tilde{U}_0 \leftarrow \mathcal{X}^*$ 
2:  $t \leftarrow 1$ 
3: while  $\tilde{U}_{t-1} \neq \emptyset$  do
4:    $\tilde{S}_t \leftarrow \tilde{S}_{t-1}, \tilde{\tilde{S}}_t \leftarrow \tilde{\tilde{S}}_{t-1}, \tilde{U}_t \leftarrow \tilde{U}_{t-1}$ 
5:   for all  $\mathbf{x} \in \mathcal{X}^*$  do
6:     Compute confidence intervals  $Q_{t,i}^{(1)}$  and  $Q_t^{(2)}$  from GP derivatives
7:   end for
8:   Compute  $G_{t,i}^{(1),*}, \bar{G}_{t,i}^{(1),*}, H_t^{(2),*}$  and  $\bar{H}_t^{(2),*}$  for each  $i \in [d]$ 
9:   for all  $\mathbf{x} \in \mathcal{X}^*$  do
10:    if  $\mathbf{x} \in H_t^{(2),*} \cap \bigcap_{i=1}^d G_{t,i}^{(1),*}$  then
11:       $\tilde{S}_t \leftarrow \tilde{S}_{t-1} \cup \{\mathbf{x}\}, \tilde{U}_t \leftarrow \tilde{U}_{t-1} \setminus \{\mathbf{x}\}$ 
12:    else if  $\mathbf{x} \in \bar{H}_t^{(2),*} \cup \bigcup_{i=1}^d \bar{G}_{t,i}^{(1),*}$  then
13:       $\tilde{\tilde{S}}_t \leftarrow \tilde{\tilde{S}}_{t-1} \cup \{\mathbf{x}\}, \tilde{U}_t \leftarrow \tilde{U}_{t-1} \setminus \{\mathbf{x}\}$ 
14:    end if
15:  end for
16:  Compute  $\mathbf{x}_t$  from (3.5) and (B.3)
17:   $y_t \leftarrow f(\mathbf{x}_t) + \varepsilon_t$ 
18:   $t \leftarrow t + 1$ 
19: end while
20: Compute  $\hat{S}_{t-1}$  and  $\hat{\tilde{S}}_{t-1}$  from (B.2)
21:  $\hat{S} \leftarrow \hat{S}_{t-1}, \hat{\tilde{S}} \leftarrow \hat{\tilde{S}}_{t-1}$ 
```

C. Theoretical results for infinite \mathcal{X}

In this section, we provide the theorem on the performance and convergence of Algorithm 2. Hereafter, instead of the assumptions (A1) and (A2), we assume the following conditions:

(C1). There exists a positive constant A_0^* such that for any ζ satisfying $|\zeta| < A_0^*$, $(\mathbf{x} + \zeta \mathbf{e}_i) \in D$ and $(\mathbf{x} + \zeta \mathbf{e}_{jk}) \in D$ for any $\mathbf{x} \in \mathcal{X}^*$ and $i, j, k \in [d]$.

(C2). There exists a positive constant C_0^* such that

$$\text{Var}[f_{0,i}^{(1)}(\mathbf{x}; \zeta)] \leq |\zeta| C_0^*, \quad \text{Var}[\tilde{f}_{0,jk}^{(2)}(\mathbf{x}; \zeta)] \leq |\zeta| C_0^*,$$

for any $\mathbf{x} \in \mathcal{X}^*$, $i, j, k \in [d]$ and ζ satisfying $|\zeta| < A_0^*$, where A_0^* is given in the assumption (C1).

Furthermore, we also assume the following condition.

(C3). There exists positive constants a and b such that

$$\mathbb{P} \left(\sup_{\mathbf{x} \in \mathcal{X}} |f_{ij}^{(2)}(\mathbf{x})| \geq L \right) \leq a e^{-(L/b)^2}, \quad \forall i, j \in [d]$$

and

$$\mathbb{P} \left(\sup_{\mathbf{x} \in \mathcal{X}} |f_{ijk}^{(3)}(\mathbf{x})| \geq L \right) \leq a e^{-(L/b)^2}, \quad \forall i, j, k \in [d],$$

where $f_{ijk}^{(3)}(\mathbf{x})$ is given by $\partial f_{ij}^{(2)}(\mathbf{x}) / \partial x_k$.

Furthermore, let \mathcal{X}^* be a set which has $(\tau_\epsilon)^d$ elements, and let

$$\|\mathbf{x} - [\mathbf{x}]\|_1 \leq rd/\tau_\epsilon, \quad \forall \mathbf{x} \in \mathcal{X}. \tag{C.1}$$

Then, the following theorem holds:

Theorem C.1. Let $\epsilon_1^{(1)}, \dots, \epsilon_d^{(1)}, \epsilon^{(2)}$ be positive numbers, and let $\epsilon = \min\{\epsilon_1^{(1)}, \dots, \epsilon_d^{(1)}, \epsilon^{(2)}\}$. For any $\delta \in (0, 1)$, define $L = b(\log\{a(d^2 + d^3)/\delta\})^{1/2}$, $\tau_\epsilon = \lceil d^2 r \epsilon^{-1} L \rceil$,

$$\begin{aligned}\beta_t &= 2 \log((d+1)\pi^2 t^2 / (6\delta)) + 2d \log(\lceil b d^2 r \epsilon^{-1} \sqrt{\log(a(d^2 + d^3)/\delta)} \rceil), \\ \gamma_t &= 2d^2 \log(d^2(d+1)\pi^2 t^2 / (6\delta)) + 2d^2 \log(\lceil b d^2 r \epsilon^{-1} \sqrt{\log(a(d^2 + d^3)/\delta)} \rceil), \\ \eta_t &= \max\{\max_{\mathbf{x} \in \mathcal{X}^*} 2\beta_t^{1/2} \sigma_{t,1}^{(1)}(\mathbf{x}), \dots, \max_{\mathbf{x} \in \mathcal{X}^*} 2\beta_t^{1/2} \sigma_{t,d}^{(1)}(\mathbf{x}), \max_{\mathbf{x} \in \mathcal{X}^*} \gamma_t^{1/2} \zeta_t^{(2)}(\mathbf{x})\}.\end{aligned}$$

Then, Algorithm 2 completes classification after at least the minimum positive integer T trials that satisfy the following inequality $\eta_T^2 \leq \epsilon^2$. Moreover, with probability at least $1 - 2\delta$, for any $t \geq 1$, $\mathbf{x} \in \mathcal{X}$ and $i \in [d]$ it holds that

$$\mathbf{x} \in \widehat{S}_t \Rightarrow -(1 + 2/d)\epsilon_1^{(1)} < f_i^{(1)}(\mathbf{x}) < (1 + 2/d)\epsilon_i^{(1)} \wedge \lambda(\mathbf{x}) > -2\epsilon^{(2)}$$

and

$$\mathbf{x} \in \widehat{S}_t \Rightarrow f_i^{(1)}(\mathbf{x}) \neq 0 \vee \lambda(\mathbf{x}) < 2\epsilon^{(2)}.$$

In order to prove Theorem C.1, we consider following lemmas and corollaries.

Lemma C.1. From the assumption (C3), it holds that

$$\mathbb{P}\left(\forall i, j, k \in [d], \forall \mathbf{x} \in \mathcal{X}, |f_{ij}^{(2)}(\mathbf{x})| < L \wedge |f_{jk}^{(3)}(\mathbf{x})| < L\right) \geq 1 - (d^2 + d^3)ae^{-(L/b)^2}.$$

Proof. The proof is given by using the same arguments as in the Appendix A.2. of Srinivas et al. [12]. \square

Furthermore, from Appendix A.2. of Srinivas et al. [12] and Lemma C.1, we obtain the following corollary.

Corollary C.1. With probability at least $1 - (d^2 + d^3)ae^{-(L/b)^2}$, it holds that

$$|f_i^{(1)}(\mathbf{x}) - f_i^{(1)}(\mathbf{x}')| \leq L\|\mathbf{x} - \mathbf{x}'\|_1, \quad \forall \mathbf{x}, \mathbf{x}' \in \mathcal{X}, \forall i \in [d]$$

and

$$|f_{jk}^{(2)}(\mathbf{x}) - f_{jk}^{(2)}(\mathbf{x}')| \leq L\|\mathbf{x} - \mathbf{x}'\|_1, \quad \forall \mathbf{x}, \mathbf{x}' \in \mathcal{X}, \forall j, k \in [d].$$

Then, the following lemma holds:

Lemma C.2. For any $\delta \in (0, 1)$, let $L = b(\log\{a(d^2 + d^3)/\delta\})^{1/2}$ and $\tau_\epsilon = \lceil d^2 r \epsilon^{-1} L \rceil$. Then, with probability at least $1 - \delta$,

$$|f_i^{(1)}(\mathbf{x}) - f_i^{(1)}([\mathbf{x}])| \leq \epsilon/d, \quad \forall \mathbf{x} \in \mathcal{X}, \forall i \in [d], \tag{C.2}$$

and

$$|f_{jk}^{(2)}(\mathbf{x}) - f_{jk}^{(2)}([\mathbf{x}])| \leq \epsilon/d, \quad \forall \mathbf{x} \in \mathcal{X}, \forall j, k \in [d]. \tag{C.3}$$

Proof. From Corollary C.1 and (C.1), w.p.a.l. $1 - \delta$ we have

$$|f_i^{(1)}(\mathbf{x}) - f_i^{(1)}([\mathbf{x}])| \leq Lrd/\tau_\epsilon, \quad \forall \mathbf{x} \in \mathcal{X}, \forall i \in [d]$$

and

$$|f_{jk}^{(2)}(\mathbf{x}) - f_{jk}^{(2)}([\mathbf{x}])| \leq Lrd/\tau_\epsilon, \quad \forall \mathbf{x} \in \mathcal{X}, \forall j, k \in [d].$$

Hence, noting that $\tau_\epsilon^{-1} \leq \epsilon(Lrd^2)^{-1}$, we obtain Lemma C.2. \square

Using these we provide a proof of Theorem C.1.

Proof. First, for each $\mathbf{x} \in \mathcal{X}^*$, when the inequality on η_T holds, the lengths of $Q_{T,i}^{(1)}(\mathbf{x})$ and $Q_t^{(2)}(\mathbf{x})$ are less than $\epsilon_i^{(1)}$ and $2\epsilon^{(2)}$, respectively. Hence, from classification rules, all points in \mathcal{X}^* are classified. Moreover, by replacing $|\mathcal{X}|$ of β_t and γ_t in Theorem 4.1 with $|\mathcal{X}^*|$, we get

$$\begin{aligned}\beta_t &= 2 \log((d+1)\pi^2 t^2 / (6\delta)) + 2d \log(\lceil bd^2 r \epsilon^{-1} \sqrt{\log(a(d^2 + d^3)/\delta)} \rceil), \\ \gamma_t &= 2d^2 \log(d^2(d+1)\pi^2 t^2 / (6\delta)) + 2d^2 \log(\lceil bd^2 r \epsilon^{-1} \sqrt{\log(a(d^2 + d^3)/\delta)} \rceil).\end{aligned}$$

Therefore, from Theorem 4.1, w.p.a.l. $1 - \delta$, for any $\mathbf{x} \in \mathcal{X}^*$, $t \geq 1$ and $i \in [d]$ it holds that

$$\mathbf{x} \in \tilde{S}_t \Rightarrow -(1 + 1/d)\epsilon_1^{(1)} < f_i^{(1)}(\mathbf{x}) < (1 + 1/d)\epsilon_i^{(1)} \wedge \lambda(\mathbf{x}) > -\epsilon^{(2)}, \quad (\text{C.4})$$

$$\mathbf{x} \in \tilde{S}_t \Rightarrow |f_i^{(1)}(\mathbf{x})| \geq \epsilon_i^{(1)}/d \vee \lambda(\mathbf{x}) < \epsilon^{(2)}. \quad (\text{C.5})$$

Here, by combining Lemma C.2, w.p.a.l. $1 - 2\delta$, the equations (C.2), (C.3), (C.4) and (C.5) hold. In addition, letting $\tilde{\mathbf{H}}(\mathbf{x})$ be a matrix the $(j, k)^{\text{th}}$ element of which is given by $f_{jk}^{(2)}(\mathbf{x}) - f_{jk}^{(2)}([\mathbf{x}])$, for any \mathbf{a} satisfying $\|\mathbf{a}\| = 1$ we obtain

$$|\mathbf{a}^\top \tilde{\mathbf{H}}(\mathbf{x}) \mathbf{a}| \leq \epsilon,$$

when (C.3) holds. Thus, noting that $\mathbf{H}(\mathbf{x}) = \mathbf{H}([\mathbf{x}]) + \tilde{\mathbf{H}}(\mathbf{x})$, we get

$$\lambda(\mathbf{x}) \leq \lambda([\mathbf{x}]) + \epsilon, \quad \lambda(\mathbf{x}) \geq \lambda([\mathbf{x}]) - \epsilon. \quad (\text{C.6})$$

Hence, noting that $\epsilon \leq \epsilon_i^{(1)}$ and $\epsilon \leq \epsilon^{(2)}$, from the definition of \hat{S}_t , we have

$$\begin{aligned}\mathbf{x} \in \hat{S}_t &\Rightarrow [\mathbf{x}] \in \tilde{S}_t \wedge (\text{C.2}) \wedge (\text{C.6}) \\ &\Rightarrow -(1 + 1/d)\epsilon_1^{(1)} < f_i^{(1)}([\mathbf{x}]) < (1 + 1/d)\epsilon_i^{(1)} \wedge \lambda([\mathbf{x}]) > -\epsilon^{(2)} \wedge (\text{C.2}) \wedge (\text{C.6}) \\ &\Rightarrow -(1 + 2/d)\epsilon_1^{(1)} < f_i^{(1)}(\mathbf{x}) < (1 + 2/d)\epsilon_i^{(1)} \wedge \lambda(\mathbf{x}) > -2\epsilon^{(2)}.\end{aligned}$$

Similarly, by using the argument we obtain

$$\mathbf{x} \in \hat{S}_t \Rightarrow f_i^{(1)}(\mathbf{x}) \neq 0 \vee \lambda(\mathbf{x}) < 2\epsilon^{(2)}.$$

□

In addition, the following theorem holds:

Theorem C.2. Let $C_1 = 2\sigma^2 C_2$, $C_2 = \sigma^{-2} / \log(1 + \sigma^{-2})$, $R_t = r_1 + \dots + r_t$, $\tilde{C}_0^* > C_0^*$ and

$$\tilde{\eta}_t^2 = \max \left\{ \frac{3200(\tilde{C}_0^*)^2 C_1 \beta_t^3 \kappa_t}{R_t \epsilon^4}, \frac{1250(\tilde{C}_0^*)^4 C_1 \gamma_t^5 \kappa_t}{R_t \epsilon^8} \right\}.$$

Then, it holds that $\eta_t^2 \leq \tilde{\eta}_t^2 + \frac{4}{5}\epsilon^2$.

Proof. The proof is given by using the same argument as the proof of Theorem 4.2. □

D. Sufficient conditions for assumptions

In this section, we provide sufficient conditions for the assumptions. First, the following Lemma holds:

Lemma D.1. Let D be a compact set, and let $\text{int}(D)$ be an interior set of D . Suppose that \mathcal{X} is a finite subset of $\text{int}(D)$. Assume that the kernel function $k(\mathbf{x}, \mathbf{x}')$ is a five times continuously differentiable function. Then, the assumptions (A1) and (A2) hold.

Proof. For any $\mathbf{x} \in \mathcal{X} \subset \text{int}(D)$, noting that $\text{int}(D)$ is the open set, there exists a positive number $\delta_{\mathbf{x}}$ such that $\mathcal{N}(\mathbf{x}; \delta_{\mathbf{x}}) \subset \text{int}(D) \subset D$, where $\mathcal{N}(\mathbf{x}; \delta_{\mathbf{x}})$ is the $\delta_{\mathbf{x}}$ -neighborhood of \mathbf{x} . Here, since \mathcal{X} is the finite set, we can define $A_0 := \min_{\mathbf{x} \in \mathcal{X}} \{\delta_{\mathbf{x}}\}$. Hence, for any $\mathbf{x} \in \mathcal{X}$, it holds that $\mathcal{N}(\mathbf{x}; A_0) \subset D$. Thus, this implies that the assumption (A1) holds.

Next, for any $\mathbf{x} \in \mathcal{X}$, $i \in [d]$ and ζ satisfying $|\zeta| < A_0$, the variance of $\tilde{f}_{0,i}^{(1)}(\mathbf{x}; \zeta)$ is given by

$$\begin{aligned} \text{Var}[\tilde{f}_{0,i}^{(1)}(\mathbf{x}; \zeta)] &= \{\sigma_{0,i}^{(1)}(\mathbf{x})\}^2 + \frac{k(\mathbf{x} + \zeta \mathbf{e}_i, \mathbf{x} + \zeta \mathbf{e}_i) - k(\mathbf{x} + \zeta \mathbf{e}_i, \mathbf{x}) - k(\mathbf{x}, \mathbf{x} + \zeta \mathbf{e}_i) + k(\mathbf{x}, \mathbf{x})}{\zeta^2} \\ &\quad - \frac{\text{Cov}[f_{0,i}^{(1)}(\mathbf{x}), f_0(\mathbf{x} + \zeta \mathbf{e}_i)] - \text{Cov}[f_{0,i}^{(1)}(\mathbf{x}), f_0(\mathbf{x})]}{\zeta} \\ &\quad - \frac{\text{Cov}[f_0(\mathbf{x} + \zeta \mathbf{e}_i), f_{0,i}^{(1)}(\mathbf{x})] - \text{Cov}[f_0(\mathbf{x}), f_{0,i}^{(1)}(\mathbf{x})]}{\zeta}. \end{aligned} \quad (\text{D.1})$$

Here, we put $\mathbf{x} + \zeta \mathbf{e}_i = \mathbf{x}^*$. Then, $k(\mathbf{x}, \mathbf{x} + \zeta \mathbf{e}_i)$ can be written by $k(\mathbf{x}, \mathbf{x} + \zeta \mathbf{e}_i) = k(\mathbf{x}, \mathbf{x}^*)$, and using Taylor's expansion we have

$$\begin{aligned} k(\mathbf{x}, \mathbf{x} + \zeta \mathbf{e}_i) &= k(\mathbf{x}, \mathbf{x}^*) \\ &= k(\mathbf{x}, \mathbf{x}) + \left. \frac{\partial k(\mathbf{x}, \mathbf{x}^*)}{\partial x_i^*} \right|_{\mathbf{x}^*=\mathbf{x}} \zeta + \frac{1}{2} \left. \frac{\partial^2 k(\mathbf{x}, \mathbf{x}^*)}{\partial x_i^* \partial x_i^*} \right|_{\mathbf{x}^*=\mathbf{x}} \zeta^2 + \frac{1}{6} \left. \frac{\partial^3 k(\mathbf{x}, \mathbf{x}^*)}{\partial x_i^* \partial x_i^* \partial x_i^*} \right|_{\mathbf{x}^*=\mathbf{x}_1^*} \zeta^3, \end{aligned} \quad (\text{D.2})$$

where \mathbf{x}_1^* is a point on a line segment connecting \mathbf{x}^* and \mathbf{x} . Similarly, we obtain

$$\begin{aligned} k(\mathbf{x} + \zeta \mathbf{e}_i, \mathbf{x} + \zeta \mathbf{e}_i) &= k(\mathbf{x} + \zeta \mathbf{e}_i, \mathbf{x}^*) \\ &= k(\mathbf{x} + \zeta \mathbf{e}_i, \mathbf{x}) + \left. \frac{\partial k(\mathbf{x} + \zeta \mathbf{e}_i, \mathbf{x}^*)}{\partial x_i^*} \right|_{\mathbf{x}^*=\mathbf{x}} \zeta + \frac{1}{2} \left. \frac{\partial^2 k(\mathbf{x} + \zeta \mathbf{e}_i, \mathbf{x}^*)}{\partial x_i^* \partial x_i^*} \right|_{\mathbf{x}^*=\mathbf{x}} \zeta^2 \\ &\quad + \frac{1}{6} \left. \frac{\partial^3 k(\mathbf{x} + \zeta \mathbf{e}_i, \mathbf{x}^*)}{\partial x_i^* \partial x_i^* \partial x_i^*} \right|_{\mathbf{x}^*=\mathbf{x}_2^*} \zeta^3, \end{aligned} \quad (\text{D.3})$$

where \mathbf{x}_2^* is also a point on a line segment connecting \mathbf{x}^* and \mathbf{x} . Moreover, we get

$$\begin{aligned} \left. \frac{\partial k(\mathbf{x} + \zeta \mathbf{e}_i, \mathbf{x}^*)}{\partial x_i^*} \right|_{\mathbf{x}^*=\mathbf{x}} &= \left. \frac{\partial k(\mathbf{x}, \mathbf{x}^*)}{\partial x_i^*} \right|_{\mathbf{x}^*=\mathbf{x}} + \left. \frac{\partial^2 k(\mathbf{a}, \mathbf{x}^*)}{\partial a_i \partial x_i^*} \right|_{\mathbf{x}^*=\mathbf{x}, \mathbf{a}=\mathbf{x}} \zeta + \frac{1}{2} \left. \frac{\partial^3 k(\mathbf{a}, \mathbf{x}^*)}{\partial a_i \partial a_i \partial x_i^*} \right|_{\mathbf{x}^*=\mathbf{x}, \mathbf{a}=\mathbf{x}_3^*} \zeta^2 \\ &= \left. \frac{\partial k(\mathbf{x}, \mathbf{x}^*)}{\partial x_i^*} \right|_{\mathbf{x}^*=\mathbf{x}} + \{\sigma_{0,i}^{(1)}(\mathbf{x})\}^2 \zeta + \frac{1}{2} \left. \frac{\partial^3 k(\mathbf{a}, \mathbf{x}^*)}{\partial a_i \partial a_i \partial x_i^*} \right|_{\mathbf{x}^*=\mathbf{x}, \mathbf{a}=\mathbf{x}_3^*} \zeta^2 \end{aligned} \quad (\text{D.4})$$

and

$$\begin{aligned} \left. \frac{\partial^2 k(\mathbf{x} + \zeta \mathbf{e}_i, \mathbf{x}^*)}{\partial x_i^* \partial x_i^*} \right|_{\mathbf{x}^*=\mathbf{x}} &= \left. \frac{\partial^2 k(\tilde{\mathbf{x}}, \mathbf{x}^*)}{\partial x_i^* \partial x_i^*} \right|_{\mathbf{x}^*=\mathbf{x}} \\ &= \left. \frac{\partial^2 k(\mathbf{x}, \mathbf{x}^*)}{\partial x_i^* \partial x_i^*} \right|_{\mathbf{x}^*=\mathbf{x}} + \left. \frac{\partial^3 k(\tilde{\mathbf{x}}, \mathbf{x}^*)}{\partial \tilde{x}_i \partial x_i^* \partial x_i^*} \right|_{\mathbf{x}^*=\mathbf{x}, \tilde{\mathbf{x}}=\mathbf{x}_4^*} \zeta. \end{aligned} \quad (\text{D.5})$$

Here, noting that

$$\text{Cov}[f_{0,i}^{(1)}(\mathbf{x}), f_0(\mathbf{x} + \zeta \mathbf{e}_i)] = \left. \frac{\partial k(\mathbf{a}, \mathbf{x} + \zeta \mathbf{e}_i)}{\partial a_i} \right|_{\mathbf{a}=\mathbf{x}},$$

the covariance $\text{Cov}[f_{0,i}^{(1)}(\mathbf{x}), f_0(\mathbf{x} + \zeta \mathbf{e}_i)]$ can be expressed as

$$\begin{aligned} \text{Cov}[f_{0,i}^{(1)}(\mathbf{x}), f_0(\mathbf{x} + \zeta \mathbf{e}_i)] &= \left. \frac{\partial k(\mathbf{a}, \mathbf{x} + \zeta \mathbf{e}_i)}{\partial a_i} \right|_{\mathbf{a}=\mathbf{x}} = \left. \frac{\partial k(\mathbf{a}, \mathbf{x}^*)}{\partial a_i} \right|_{\mathbf{a}=\mathbf{x}} \\ &= \left. \frac{\partial k(\mathbf{a}, \mathbf{x})}{\partial a_i} \right|_{\mathbf{a}=\mathbf{x}} + \left. \frac{\partial^2 k(\mathbf{a}, \mathbf{x}^*)}{\partial a_i \partial x_i^*} \right|_{\mathbf{a}=\mathbf{x}, \mathbf{x}^*=\mathbf{x}} \zeta + \frac{1}{2} \left. \frac{\partial^3 k(\mathbf{a}, \mathbf{x}^*)}{\partial a_i \partial x_i^* \partial x_i^*} \right|_{\mathbf{a}=\mathbf{x}, \mathbf{x}^*=\mathbf{x}_5^*} \zeta^2 \\ &= \text{Cov}[f_{0,i}^{(1)}(\mathbf{x}), f_0(\mathbf{x})] + \{\sigma_{0,i}^{(1)}(\mathbf{x})\}^2 \zeta + \frac{1}{2} \left. \frac{\partial^3 k(\mathbf{a}, \mathbf{x}^*)}{\partial a_i \partial x_i^* \partial x_i^*} \right|_{\mathbf{a}=\mathbf{x}, \mathbf{x}^*=\mathbf{x}_5^*} \zeta^2. \end{aligned} \quad (\text{D.6})$$

By using the same argument, we also have

$$\text{Cov}[f_0(\mathbf{x} + \zeta \mathbf{e}_i), f_{0,i}^{(1)}(\mathbf{x})] = \text{Cov}[f_0(\mathbf{x}), f_{0,i}^{(1)}(\mathbf{x})] + \{\sigma_{0,i}^{(1)}(\mathbf{x})\}^2 \zeta + \frac{1}{2} \left. \frac{\partial^3 k(\mathbf{x}^*, \mathbf{a})}{\partial x_i^* \partial x_i^* \partial a_i} \right|_{\mathbf{x}^*=\mathbf{x}_6^*, \mathbf{a}=\mathbf{x}} \zeta^2. \quad (\text{D.7})$$

Therefore, using (D.3), (D.4) and (D.5), we obtain

$$\begin{aligned}
k(\mathbf{x} + \zeta \mathbf{e}_i, \mathbf{x} + \zeta \mathbf{e}_i) - k(\mathbf{x} + \zeta \mathbf{e}_i, \mathbf{x}) &= \frac{\partial k(\mathbf{x} + \zeta \mathbf{e}_i, \mathbf{x}^*)}{\partial x_i^*} \Big|_{\mathbf{x}^*=\mathbf{x}} \zeta + \frac{1}{2} \frac{\partial^2 k(\mathbf{x} + \zeta \mathbf{e}_i, \mathbf{x}^*)}{\partial x_i^* \partial x_i^*} \Big|_{\mathbf{x}^*=\mathbf{x}} \zeta^2 \\
&\quad + \frac{1}{6} \frac{\partial^3 k(\mathbf{x} + \zeta \mathbf{e}_i, \mathbf{x}^*)}{\partial x_i^* \partial x_i^* \partial x_i^*} \Big|_{\mathbf{x}^*=\mathbf{x}_2^*} \zeta^3 \\
&= \frac{\partial k(\mathbf{x}, \mathbf{x}^*)}{\partial x_i^*} \Big|_{\mathbf{x}^*=\mathbf{x}} \zeta + \{\sigma_{0,i}^{(1)}(\mathbf{x})\}^2 \zeta^2 + \frac{1}{2} \frac{\partial^3 k(\mathbf{a}, \mathbf{x}^*)}{\partial a_i \partial a_i \partial x_i^*} \Big|_{\mathbf{x}^*=\mathbf{x}, \mathbf{a}=\mathbf{x}_3^*} \zeta^3 \\
&\quad + \frac{1}{2} \frac{\partial^2 k(\mathbf{x}, \mathbf{x}^*)}{\partial x_i^* \partial x_i^*} \Big|_{\mathbf{x}^*=\mathbf{x}} \zeta^2 + \frac{1}{2} \frac{\partial^3 k(\tilde{\mathbf{x}}, \mathbf{x}^*)}{\partial \tilde{x}_i \partial x_i^* \partial x_i^*} \Big|_{\mathbf{x}^*=\mathbf{x}, \tilde{\mathbf{x}}=\mathbf{x}_4^*} \zeta^3 \\
&\quad + \frac{1}{6} \frac{\partial^3 k(\mathbf{x} + \zeta \mathbf{e}_i, \mathbf{x}^*)}{\partial x_i^* \partial x_i^* \partial x_i^*} \Big|_{\mathbf{x}^*=\mathbf{x}_2^*} \zeta^3. \tag{D.8}
\end{aligned}$$

Thus, by combining (D.2) and (D.8), we have

$$\begin{aligned}
&\frac{k(\mathbf{x} + \zeta \mathbf{e}_i, \mathbf{x} + \zeta \mathbf{e}_i) - k(\mathbf{x} + \zeta \mathbf{e}_i, \mathbf{x}) - k(\mathbf{x}, \mathbf{x} + \zeta \mathbf{e}_i) + k(\mathbf{x}, \mathbf{x})}{\zeta^2} \\
&= \{\sigma_{0,i}^{(1)}(\mathbf{x})\}^2 + \frac{1}{2} \frac{\partial^3 k(\mathbf{a}, \mathbf{x}^*)}{\partial a_i \partial a_i \partial x_i^*} \Big|_{\mathbf{x}^*=\mathbf{x}, \mathbf{a}=\mathbf{x}_3^*} \zeta + \frac{1}{2} \frac{\partial^3 k(\tilde{\mathbf{x}}, \mathbf{x}^*)}{\partial \tilde{x}_i \partial x_i^* \partial x_i^*} \Big|_{\mathbf{x}^*=\mathbf{x}, \tilde{\mathbf{x}}=\mathbf{x}_4^*} \zeta \\
&\quad + \frac{1}{6} \frac{\partial^3 k(\mathbf{x} + \zeta \mathbf{e}_i, \mathbf{x}^*)}{\partial x_i^* \partial x_i^* \partial x_i^*} \Big|_{\mathbf{x}^*=\mathbf{x}_2^*} \zeta - \frac{1}{6} \frac{\partial^3 k(\mathbf{x}, \mathbf{x}^*)}{\partial x_i^* \partial x_i^* \partial x_i^*} \Big|_{\mathbf{x}^*=\mathbf{x}_1^*} \zeta. \tag{D.9}
\end{aligned}$$

Finally, by substituting (D.6), (D.7) and (D.9) into (D.1), we get

$$\begin{aligned}
\text{Var}[\tilde{f}_{0,i}^{(1)}(\mathbf{x}; \zeta)] &= \zeta \left(\frac{1}{2} \frac{\partial^3 k(\mathbf{a}, \mathbf{x}^*)}{\partial a_i \partial a_i \partial x_i^*} \Big|_{\mathbf{x}^*=\mathbf{x}, \mathbf{a}=\mathbf{x}_3^*} + \frac{1}{2} \frac{\partial^3 k(\tilde{\mathbf{x}}, \mathbf{x}^*)}{\partial \tilde{x}_i \partial x_i^* \partial x_i^*} \Big|_{\mathbf{x}^*=\mathbf{x}, \tilde{\mathbf{x}}=\mathbf{x}_4^*} \right. \\
&\quad + \frac{1}{6} \frac{\partial^3 k(\mathbf{x} + \zeta \mathbf{e}_i, \mathbf{x}^*)}{\partial x_i^* \partial x_i^* \partial x_i^*} \Big|_{\mathbf{x}^*=\mathbf{x}_2^*} - \frac{1}{6} \frac{\partial^3 k(\mathbf{x}, \mathbf{x}^*)}{\partial x_i^* \partial x_i^* \partial x_i^*} \Big|_{\mathbf{x}^*=\mathbf{x}_1^*} \\
&\quad \left. - \frac{1}{2} \frac{\partial^3 k(\mathbf{a}, \mathbf{x}^*)}{\partial a_i \partial x_i^* \partial x_i^*} \Big|_{\mathbf{a}=\mathbf{x}, \mathbf{x}^*=\mathbf{x}_5^*} - \frac{1}{2} \frac{\partial^3 k(\mathbf{x}^*, \mathbf{a})}{\partial x_i^* \partial x_i^* \partial a_i} \Big|_{\mathbf{x}^*=\mathbf{x}_6^*, \mathbf{a}=\mathbf{x}} \right).
\end{aligned}$$

Note that $k(\mathbf{x}, \mathbf{x}')$ is a five times continuously differentiable function and D is a compact set. This implies that there exists a positive constant C_0 such that $|\text{Var}[\tilde{f}_{0,i}^{(1)}(\mathbf{x}; \zeta)]| \leq |\zeta| C_0$. Similarly, using same argument the inequality $|\text{Var}[\tilde{f}_{0,jk}^{(2)}(\mathbf{x}; \zeta)]| \leq |\zeta| C_0$ also holds. \square

By replacing \mathcal{X} with \mathcal{X}^* , we obtain the following corollary.

Corollary D.1. Let D be a compact set, and let $\text{int}(D)$ be an interior set of D . Suppose that \mathcal{X}^* is a finite subset of $\text{int}(D)$. Assume that the kernel function $k(\mathbf{x}, \mathbf{x}')$ is a five times continuously differentiable function. Then, the assumptions (C1) and (C2) hold.

Finally, the following lemma holds:

Lemma D.2. Let D be a compact set. Assume that the kernel function $k(\mathbf{x}, \mathbf{x}')$ is an eight times differentiable function. Then, the assumption (C3) holds.

Proof. For GP samples g , from Theorem 5 of Ghosal and Roy [3], if a kernel function $\tilde{k}(\mathbf{x}, \mathbf{x}')$ of g has a fourth derivative, there exists positive constants a and b such that

$$\mathbb{P}(\sup_{\mathbf{x} \in D} |\partial g / \partial x_i| > L) \leq a e^{-bL^2}.$$

Here, for the GP sample $f_i^{(1)}$, its kernel function is the second derivative of the kernel function $k(\mathbf{x}, \mathbf{x}')$. Therefore, if $k(\mathbf{x}, \mathbf{x}')$ has a sixth derivative, then the kernel function of $f_i^{(1)}$ has a fourth derivative. Similarly, if $k(\mathbf{x}, \mathbf{x}')$ has an eighth derivative, then the kernel function of $f_{jk}^{(2)}$ also has a fourth derivative. \square