

Deductive Optimization of Relational Data Storage

John K. Feser
CSAIL
MIT
Cambridge, MA, USA
feser@csail.mit.edu

Nan Tang
Qatar Computing Research Institute
HBKU
Doha, Qatar
ntang@hbku.edu.qa

Samuel Madden
CSAIL
MIT
Cambridge, MA, USA
madden@csail.mit.edu

Armando Solar-Lezama
CSAIL
MIT
Cambridge, MA, USA
asolar@csail.mit.edu

Abstract

Optimizing the physical data storage and retrieval of data are two key database management problems. In this paper, we propose a language that can express a wide range of physical database layouts, going well beyond the row- and column-based methods that are widely used in database management systems. We also build a compiler for this language, which is specialized for a dataset and a query workload. We conduct experiments using a popular database benchmark, which shows that the performance of these specialized queries is competitive with a state-of-the-art in memory compiled database system.

1 Introduction

Traditional database management systems, although generic and powerful, are not optimized for static databases, where the data changes slowly or infrequently, the queries are known ahead of time, and for which performance and data compactness are crucial. This paper introduces CASTOR, which is a domain specific language and compiler for building static databases which are specialized for both a dataset and a query workload. The primary goal of CASTOR is to achieve performance by combining techniques used by high performance in-memory databases [25] with a relational synthesis approach for generating specialized data structures.

To better understand the scenarios that CASTOR supports, consider these two use cases. First, consider a company which maintains a web dashboard for displaying internal analytics from data that is aggregated nightly. The queries used to construct the dashboard cannot be precomputed directly, because they contain parameters like dates or customer IDs, but there are only a few query templates. Not all the data in the original database is needed, and some attributes are only used in aggregates. As another example, consider a company which is shipping a GPS device that contains an embedded map. The map data is infrequently updated, and the device queries it in only a few specific ways. The GPS manufacturer cares more about compactness and efficiency than about generality. As with the company building the

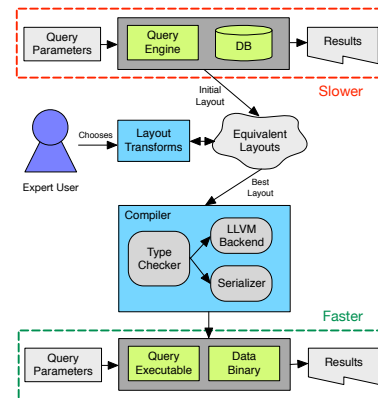


Figure 1. An overview of the CASTOR system.

dashboard, it is desirable to produce a system that is optimal for the particular dataset to be stored.

These two companies could use a traditional database system, but using a system designed to support arbitrary queries will leave performance on the table. Alternatively, they could write a program using custom data structures. This will give them tight control over their data layout and open up optimization opportunities but will be difficult to develop and expensive to maintain.

CASTOR is designed to address the needs of these two scenarios. As Figure 1 illustrates, the input to CASTOR is a dataset and a parameterized query that a client will want to invoke on the data. The user then interacts with CASTOR using high-level commands to generate an efficient implementation of an in-memory datastore specialized for the dataset and the parameterized query. The commands available in CASTOR give the programmer tight control over the exact organization of the data in memory, allowing the user to trade off memory usage against query performance without the risk of introducing bugs. CASTOR also uses code generation techniques from high-performance in-memory databases to produce the low-level implementations required for efficient execution. The result is a package of data and code that uses significantly less memory than the most efficient in-memory databases and for some queries can even surpass

the performance of in-memory databases that already rely on aggressive code generation and optimization [25].

CASTOR is made possible by three major technical contributions: a new notation to jointly represent the layout of the data in memory and the queries that will be computed on it, a set of deductive optimization rules that generalize traditional query optimization rules to jointly optimize the query and the data layout, and a type-driven layout compiler to produce a binary representation of the data from the high-level data representation. The main contributions of the paper are summarized below.

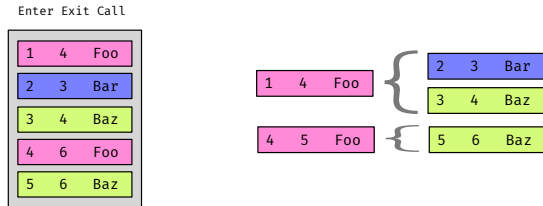
Integrated Layout & Query Language We define the *layout algebra*, which extends the relational algebra [9] with layout operators that describe the particular data items to be stored and the layout of that data in memory. The layout algebra is flexible and can express many layouts, including row stores and clustered indexes. It supports nesting layouts, which gives control over data locality and supports prejoining of data. Our use of a language which combines query and layout operators makes it possible to write deductive transformations that change both the runtime query behavior and the data layout.

Deductive Optimization Rules CASTOR provides a set of equivalence preserving transformations which can transform both the query and the data layout. The user can apply these transformations to deductively optimize their query without worrying about introducing bugs. For example, one transformation changes filters with equality predicates into hash table look-ups by rewriting the layout.

Type-driven Layout Compiler Existing relational synthesis tools use standard library data structures and make extensive use of pointer based data structures that hurt locality [20, 23, 24]. CASTOR uses a specializing layout compiler that takes the properties of the data into account when serializing it. Before generating the layout, CASTOR generates an abstraction called a *layout type* which guides the layout specialization. For example, if the layout is a row-store with fixed-size tuples, the layout compiler will not emit a length field for the tuples and the query compiler will build the length directly into the generated code. This specialization process creates very compact datasets and avoids expensive branches in generated code.

High Performance Code Generator CASTOR uses code generation techniques from the high performance in-memory database literature [25, 29, 30, 35]. It eschews the traditional iterator based query execution model [15] in favor of a code generation technique that produces simple, easily optimized low-level code. CASTOR directly generates LLVM IR and augments the generated IR with information from the layout type that allows LLVM to further optimize it.

Empirical Evaluation Moreover, we empirically evaluate CASTOR on a benchmark derived from TPC-H, a standard database benchmark [11]. We show that CASTOR is



(a) In tabular form. (b) In tree form.

Figure 2. Graphical representation of the DEMOMATCH data.

orders of magnitude faster than an off-the-shelf relational database (POSTGRESQL), competitive with the state of the art in-memory compiled database system HYPER [25], and produces datasets that are significantly more compact than either (the layouts for most queries are under 10Mb).

2 Motivating Example

We now describe the operation of CASTOR on an application from the program analysis literature. DEMOMATCH is a tool which helps users understand complex APIs using software demonstrations [37]. It maintains a database of program traces—computed offline—which DEMOMATCH queries to discover how to use an API. DEMOMATCH is a good fit for CASTOR. The data in question is largely static: computing new traces is an infrequent task. The data is automatically queried by the tool, so there is no need to support ad-hoc queries. Finally, query performance is really important for DEMOMATCH to work as an interactive tool.

2.1 Background

DEMOMATCH stores program traces as ordered collections of *events* (e.g., function calls). Traces have an inherent tree structure: each event has an enter and an exit and nested events may occur between the enter and exit.

A critical query in the DEMOMATCH system is:

```
select lp.enter, lc.enter from log as lp, log as lc
where lp.enter < lc.enter and lc.enter < lp.exit and
      lp.id = $lp_id and lc.id = $lc_id
```

This query finds nested function calls in a trace of program events. We refer to the caller as the *parent* function and the callee as the *child* function. Let lp and lc be the traces of events inside the parent and child function bodies respectively. The join predicate $lp.enter < lc.enter \wedge lc.enter < lp.exit$ selects events where code from the child function executes between blocks of code from the parent function, as in a function call. The predicate $lp.id = id_p \wedge lc.id = id_c$ selects the pair of functions that we are interested in, where id_p and id_c are parameters.

2.2 Optimization Trade-offs

This query is interesting because the data in question is fairly large—hundreds of thousands of rows—and keeping it fully in memory, or even better in cache, is a significant performance win. Fitting millions of rows into the CPU cache

might sound ambitious, but modern processors can have tens of MBs of L3 cache.

However, there is a fundamental trade-off between a more compact data representation and allowing for efficient access. Sometimes the two goals are aligned, but often they are not. For example, creating a hash index allows efficient access using a key, but introduces overhead in the form of a mapping between hash keys and values.

In the rest of this section we examine three layouts at different points in this trade-off space: a compact nested layout with no index structures (Figure 3a), a layout based on a single hash index (Figure 3b), and a layout based on a hash index and an ordered index (Figure 4). A priori, none of these layouts is clearly superior. The hash based layout is the least likely to fit in cache, but has the best lookup properties. The nested layout precomputes the join and uses nesting to reduce the result size, but is more expensive for lookups. The last layout must compute the join at runtime but it has indexes that will make that computation fast. The power of CASTOR is that it allows users to effectively explore different layout trade-offs by freeing them from the necessity to ensure the correctness of each candidate.

2.3 Nested Layout

Our first approach is to materialize the join, since joins are usually expensive, and use nesting to reduce the size of the result. To do this we first translate the query into CASTOR’s query language, which we call the layout algebra.

```
select([lp.enter, lc.enter],
  join(lp.enter < lc.enter ^ lc.enter < lp.exit,
    filter(lp.id = id_p, log as lp),
    filter(lc.id = id_c, log as lc)))
```

The layout algebra is similar to the relational algebra, but as we will see shortly, it can represent the layout of data as well as the operation of queries. By design, it is more procedural than SQL, which is more akin to the relational calculus [10]. For example, SQL leaves choices like join ordering to the query planner, whereas here join ordering is explicit. In this query, filter takes a predicate as its first argument and a query as its second. It filters the query by the predicate. join takes a predicate as its first argument and queries as its second and third. The two queries are joined together using the predicate. select takes a list of expressions and a query, and selects the value of each expression for each tuple in the query.

Note that at this point no layout is specified for *log*. Although this expression has well defined semantics (see Figure 6), the compiler will reject it because it does not specify the layout of either appearance of *log*. We introduce layouts incrementally by applying transformations until we have a compilable program.

Now we can start to optimize the query by applying CASTOR’s transformations (Sec. 4). The transformations are

semantics-preserving, so any sequence of transformations will yield an equivalent query. The transformations change the query operators, as in a database query optimizer, but they also change the representation of the data, specializing it for the access patterns in the query. Note that in this work, the transformations are chosen manually by the user, in contrast with a query optimizer which chooses transformations according to a heuristic. There is an inherent tension between specializing the data layout and being able to support other queries. CASTOR allows the user to choose the amount of data specialization.

First, we apply a transformation to hoist the filters and then one to merge nested filters so we can have a good layout for the join.

```
select([lp.enter, lc.enter],
  filter(lp.id = id_p ^ lc.id = id_c,
    join(lp.enter < lc.enter ^ lc.enter < lc.exit,
      log as lp, log as lc)))
```

Then, the join is materialized to a nested structure as:

```
select([lp.enter, lc.enter],
  filter(lc.id = id_c ^ lp.id = id_p,
    list(log as lp,
      tuple_cross([scalar(lp.id), scalar(lp.enter),
        list(filter(lp.enter < enter ^ enter < lp.exit, log) as lc,
          tuple_cross([scalar(lc.id), scalar(lc.enter)]))])))
```

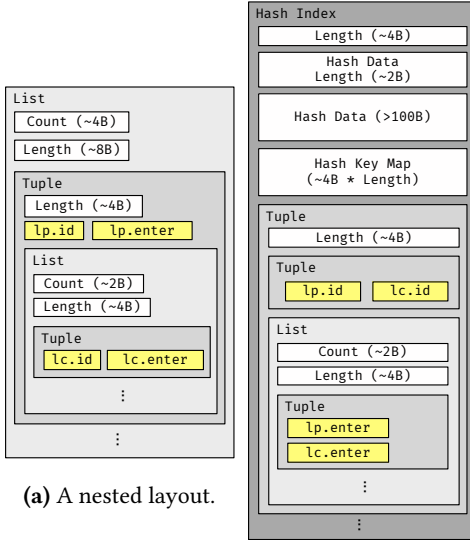
To do this, we first apply a projection transformation to eliminate unnecessary fields (Sec. 4.2), then apply a join elimination transformation (Sec. 4.6).

In this program we see our first layout operators: list and tuple. list(\cdot , \cdot) is a two argument operator; the first argument specifies what elements are in the list, and the second specifies the layout of those elements. Concretely, list(*log as lp, l*) is a list with elements of layout *l*, where *l* is evaluated for each tuple in *log*.

tuple_{*k*}($[\dots]$) is a multi-argument operator. It packs together layouts of different types. *k* specifies how the tuple will eventually be read. Layout operators evaluate to sequences, so a tuple needs to specify how these sequences should be combined. In this case, we take a cross product.

Figure 3a shows the structure of the resulting layout. This layout is quite compact. It is smaller than the fully materialized join because of the nesting, which means that the caller *id* and *enter* fields are only stored once for each matching callee record.

We can make this layout more compact by applying further transformations. For example, we know that $lp.enter < lc.enter < lp.exit$. If we instead store $lc.enter - lp.enter$, we can save some space by storing *lc.enter* using fewer bits. The ability to take advantage of this kind of knowledge about the structure of the data is an important feature of our approach.



(a) A nested layout.

(b) A hash-based layout.

Figure 3. Sample layouts (Relational data is highlighted).

2.4 Hash-index Layout

Now we optimize for lookup performance by fully materializing the join and creating a hash index. This layout will be larger than the nested layout but look ups into the hash index will be quick, which will make evaluating the equality predicates on id fast.

Figure 3b shows the structure of the resulting layout (Figure 10 in the Appendix shows the program). We should be able to fit this layout in memory, but likely not in cache. Since the access pattern through the hash table is random, there could be a lot of cache thrashing as parts of the layout are loaded in and out over successive queries.

2.5 Hash- and Ordered-index Layout

Finally, we investigate a layout which avoids the full join materialization, but still has enough indexing to be fast. We can see that the join condition is a range predicate, so we use an ordered index to make that predicate efficient (Sec. 4.5). Then we can push the filters and introduce a hash table to select id_p . The resulting layout is shown in Figure 4 (the program is shown in the appendix in Figure 11). This layout will be larger than the original relation, but not by as much as the other two layouts, and it allows for much faster computation of the join and one of the filters.

2.6 Discussion

Each of these layouts represents a trade-off between the size of the layout and the amount of work that must be done when running the query. At one end of this spectrum is a layout that precomputes almost everything but has to store the results of the computation. At the other end is the original query, which performs a lot of work at runtime to compute the join but only needs to store the original dataset. In between are several choices that represent varying degrees

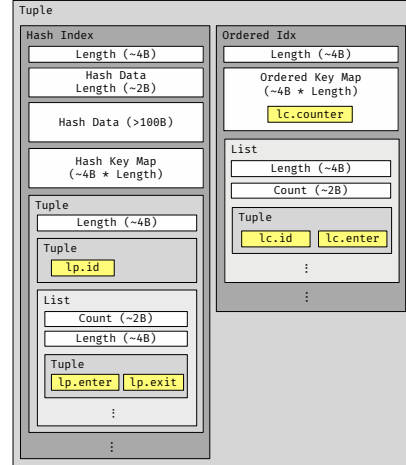


Figure 4. Example of an ordered index based layout.

of precomputation. The correct choice will depend on the size of the dataset and the size of memory and cache.

When we evaluated the three implementations of the DEMOMATCH queries, we found that the nested layout (Sec. 2.3) had the worst performance (11.5ms) and was not the smallest of the three (50Mb). The hash-index based query was the fastest (0.4ms) but produced the largest layout (60Mb). The query which combined the hash and ordered index was slightly slower (0.6ms) but had a significantly smaller layout (9.8Mb). We can conclude that for this dataset it is not worth precomputing the join as long as the right indexes are used.

Although we did not discuss the specific transformations in this section, in Sec. 4 we describe how layout optimization can be performed by applying a sequence of transformations to the original query. The transformations and query can be saved and re-compiled if the data changes. We need to save the transformations instead of saving the final query, because the data could change in ways that invalidate some transformations. Re-running the transformations when the data changes means that we can catch invalid transformations at compile time.

3 Language

In this section we describe the layout algebra. The layout algebra starts with the relational algebra and extends it with layout operators. These layout operators have relational semantics, but they also have layout semantics which describes how to serialize the layout operators to data structures. The combination of relational and layout operators allows the layout algebra to express both a query and the data store that supports the execution of the query.

3.1 Basics

Programs in the layout algebra have three semantic interpretations.

1. The *relational semantics* describes the behavior of a layout algebra program at a high level. We define this

```

n ::= identifiers
v ::= integers | strings | Booleans | floats | dates | null
e ::= v | n | n.n | e + e' | e - e' | e × e' | e / e' | e mod e'
    | e < e' | e ≤ e' | e > e' | e ≥ e' | e = e' | e as n
    | if e then el else er | exists(l) | (l)
    | count() | sum(e) | min(e) | max(e) | avg(e)
k ::= concat | cross
o ::= asc | desc
l ::= scan(n) | l as n | select([e1, ..., en], l) | filter(e, l)
    | join(e, l, l') | group-by([e1, ..., en], [f1, ..., fm], l)
    | order-byo([e1, ..., en], l) | dedup(l)
    | ∅ | scalar(e) | list(lk, lv) | tuplek([l1, ..., ln])
    | hash-idx(lk, lv, ekey) | ordered-idx(lk, lv, elow, ehigh)

```

Figure 5. Syntax of the layout algebra.

semantics using a theory of ordered finite relations [7]. This is a strict generalization of SQL semantics. Layout algebra programs can be evaluated according to this semantics in a context containing relations and query parameters to produce an output relation.

2. The *layout semantics* describes how the compiler evaluates the layout operators to produce a data file containing the data needed by the query (Sec. 5.2). The layout semantics operates in a context which contains relations, but *not* query parameters.
3. The *runtime semantics* describes how the compiled query executes, reading the layout file and using the query parameters to produce the query output (Sec. 5.3). The runtime semantics operates in a context which contains query parameters but *not* relations.

These three semantics are connected: the layout semantics and the runtime semantics combine to implement the relational semantics. The relational semantics serves as a specification. An interpreter written according to the relational semantics should execute layout algebra programs in the same way as our compiler.

3.2 Syntax

Figure 5 shows the syntax of the layout algebra. Note that the layout algebra can be divided into relational operators (select, filter, join, etc.) and layout operators (list, hash-idx, etc.). The layout algebra is a strict superset of the relational algebra. In fact, the layout operators have relational semantics in addition to byte-level data layout semantics (see Sec. 3.3.2).

3.3 Semantics

Figure 6 shows the relational semantics of the layout algebra. The semantic rules for the relational operators are on the left, and the layout operators are on the right.

The semantics operates on three kinds of values: scalars, tuples and relations. Scalars are values like integers, Booleans, and strings. Tuples are finite mappings from fields to scalar values. Fields can be single names (n) or they can have an optional relation name ($n.n$).

Relations are represented as finite, ordered sequences of tuples. $[]$ stands for the empty relation, $:$ is the relation constructor, and $++$ denotes the concatenation of relations. The decision to use sequences to represent the output of relational operators instead of sets has two consequences. First, treating the output of a relational operator as a sequence is more like bag semantics than the set semantics of the original relational algebra. This choice brings the layout algebra more in line with the semantics of SQL, which is convenient for our implementation. Second, sequences allow us to represent query outputs which have an ordering.

In the semantic rules, σ is an evaluation context; it maps names to scalar values. δ is a relational context; it maps names to relations. We separate the two contexts because the relational context δ is global and immutable; it consists of a universe of relations that exist when the query is executed (or compiled) which are contained in some other database system. The evaluation context σ initially contains the query parameters, but some operators introduce new bindings in σ . \cup denotes the binding of a tuple into an evaluation context. Read $\sigma \cup t$ as a new evaluation context that contains the fields in t in addition to the names already in σ .

In the rules, \vdash separates contexts and expressions and \Downarrow separates expressions and results. Read $\sigma, \delta \vdash l \Downarrow s$ as “the layout l evaluates to the relation s in the context σ, δ .”

We borrow the syntax of list comprehensions to describe the semantics of the layout algebra operators. For example, consider the list comprehension in the filter rule:

$$[t \mid t \leftarrow s', (\sigma \cup t, \delta \vdash e \Downarrow \text{true})].$$

This list comprehension evaluates to a sequence of tuples t from the relation s' where the predicate e is true. $\sigma \cup t, \delta \vdash e$ denotes the evaluation of e because e may refer to the fields in t . When the comprehension contains multiple \leftarrow as in the join rule, this should be read as a cross product of the relations.

3.3.1 Relational Operators

First, we describe the semantics of the relational operators: scan, filter, join, select, group-by, orderby, dedup, and as. These operators are modeled after their equivalent SQL constructs. scan accesses a relation in the relational context δ . filter uses a predicate e to remove rows from the input relation. join joins two relations using a predicate e . select is used to add and remove fields from relations as well as for aggregation. It takes a list of expressions E and a relation r . If E contains no aggregation operators, then a new tuple will be constructed according to E for each tuple in r . If E contains an aggregation operator (count, sum, min, max,

$Tuple = \{Field \mapsto Value\}, Relation = [Tuple]$
 $\sigma, t : Tuple, s : Relation, v : Value, \delta : Id \mapsto Relation$

$$\begin{array}{c}
\text{E-Scan} \frac{\delta[n] = s}{\sigma, \delta \vdash \text{scan}(n) \Downarrow s} \\
\text{E-Filter} \frac{\sigma, \delta \vdash l \Downarrow s' \quad s = [t \mid t \leftarrow s', (\sigma \cup t, \delta \vdash e \Downarrow \text{true})]}{\sigma, \delta \vdash \text{filter}(e, l) \Downarrow s} \\
\text{E-Join} \frac{s = \left[\begin{array}{l} \sigma, \delta \vdash l_l \Downarrow s_l \quad \sigma, \delta \vdash l_r \Downarrow s_r \\ t_l \leftarrow s_l, t_r \leftarrow s_r, \\ (\sigma \cup t_l \cup t_r, \delta \vdash e \Downarrow \text{true}) \end{array} \right]}{\sigma, \delta \vdash \text{join}(e, l_l, l_r) \Downarrow s} \\
\text{E-Select} \frac{\begin{array}{l} e_i \text{ contains no aggregates} \quad \sigma, \delta \vdash l \Downarrow s' \\ s = [\{\text{NAME}(e_i) \mapsto v_i\} \mid t \leftarrow s', (\sigma \cup t, \delta \vdash e_i \Downarrow v_i)] \end{array}}{\sigma, \delta \vdash \text{select}([e_1, \dots, e_n], l) \Downarrow s} \\
\text{E-Dedup} \frac{\sigma, \delta \vdash l \Downarrow s' \quad \forall t \in s'. \exists i. 1 \leq i \leq |s| \wedge s[i] = t \wedge \forall j. j = i \vee t \neq s[j]}{\sigma, \delta \vdash \text{dedup}(l) \Downarrow s} \\
\text{E-As} \frac{s = [[(n, n_f), v] \mid (n_r, n_f, v) \leftarrow t] \mid t \leftarrow s']}{\sigma, \delta \vdash l \text{ as } n \Downarrow s}
\end{array}$$

$$\begin{array}{c}
\text{E-Empty} \frac{}{\sigma, \delta \vdash \emptyset \Downarrow []} \quad \text{E-Scalar} \frac{\sigma, \delta \vdash e \Downarrow v}{\sigma, \delta \vdash \text{scalar}(e) \Downarrow [v]} \\
\text{E-List1} \frac{\sigma, \delta \vdash l_k \Downarrow []}{\sigma, \delta \vdash \text{list}(l_k, l_v) \Downarrow []} \\
\text{E-List2} \frac{\sigma \cup t, \delta \vdash l_v \Downarrow s \quad \sigma, \delta \vdash l_k \Downarrow t : ts \quad \sigma, \delta \vdash \text{list}(ts, l_v) \Downarrow s'}{\sigma, \delta \vdash \text{list}(l_k, l_v) \Downarrow s \# s'} \\
\text{E-Tuple1} \frac{k = \text{cross} \vee k = \text{concat}}{\sigma, \delta \vdash \text{tuple}_k([\] \Downarrow [\])} \\
\text{E-Tuple2} \frac{\sigma, \delta \vdash l \Downarrow s_l \quad s = \left[\begin{array}{l} t \cup ts \mid \\ t \leftarrow s_l, ts \leftarrow s_{ls}, \\ \sigma \cup t, \delta \vdash \text{tuple}_{\text{cross}}(ts) \Downarrow s_{ls} \end{array} \right]}{\sigma, \delta \vdash \text{tuple}_{\text{cross}}(l : ls) \Downarrow s} \\
\text{E-Tuple3} \frac{\sigma, \delta \vdash l \Downarrow s_l \quad \sigma, \delta \vdash \text{tuple}_{\text{concat}}(ls) \Downarrow s_{ls}}{\sigma, \delta \vdash \text{tuple}_{\text{concat}}(l : ls) \Downarrow s_l \# s_{ls}} \\
\text{E-HashIdx} \frac{\begin{array}{l} \sigma, \delta \vdash \text{dedup}(l_k) \Downarrow s_k \quad \sigma, \delta \vdash e \Downarrow k \\ \sigma, \delta \cup k \vdash l_v \Downarrow s_v \\ (k \in s_k \wedge s = s_v) \vee (k \notin s_k \wedge s = [\]) \end{array}}{\sigma, \delta \vdash \text{hash-idx}(l_k, l_v, e) \Downarrow s} \\
\text{E-OrderedIdx} \frac{\begin{array}{l} \sigma, \delta \vdash \text{dedup}(l_k) \Downarrow s_k \\ \sigma, \delta \vdash e_l \Downarrow lb \quad \sigma, \delta \vdash e_h \Downarrow ub \\ [s_1, \dots, s_n] = [s \mid t \in s_k, lb \leq t \leq ub, \sigma, \delta \cup t \vdash s] \\ s = s_1 \# \dots \# s_n \end{array}}{\sigma, \delta \vdash \text{ordered-idx}(l_k, l_v, e_l, e_h) \Downarrow s}
\end{array}$$

Figure 6. Execution semantics of the layout algebra (left: relational operators, right: layout operators).

avg), then select will aggregate the rows in r . If E contains both aggregation and non-aggregation operators, then the non-aggregation operators will be evaluated on the last tuple in r . For brevity, we omit the rules for selection with aggregates from Figure 6. The semantics of group-by and order-by are standard, so we omit them from Figure 6. The group-by operator takes a list of expressions, a list of fields, and a relation. It groups the tuples in the relation by the values of the fields, then computes the aggregates in the expression list. The order-by operator takes a list of expressions, an order, and a relation. It orders the tuples in the relation by the order using the expressions the compute a key. dedup removes duplicate records from its input. as renames a relation.

A layout algebra program written entirely using relational operators can be translated directly to a SQL query. We use this property later when implementing the layout serializer.

3.3.2 Layout Operators

We extend the relational algebra with layout operators that specify the layout of data in memory at a byte level. The nesting and ordering of the layout operators correspond to the nesting and ordering of the data structures that they represent. Nesting allows data that is accessed together to be

stored together, increasing spatial locality. Note that layout operators can capture the results of executing common relational algebra operations such as joins or selections, allowing query processing to be replaced with data layouts. In addition, layout primitives can express common relational data storage patterns, such as row stores and clustered indexes.

CASTOR supports the following data structures:

Scalars: Scalars can be machine integers (up to 64 bits), strings, Booleans, and decimal fixed-point.

Tuples: Tuples are layouts that can contain layouts with different types. If a collection contains tuples, all the tuples must have the same number of elements and their elements must have compatible types. Tuples can be read either by taking the cross product or concatenating their sub-layouts.

Lists: Lists are variable-length layouts. Their contents must be of the same type.

Hash indexes: Hash indexes are mappings between scalar keys and layouts, stored as hash tables. Like lists, their keys must have the same type.

Ordered indexes: Ordered indexes are mappings between scalar keys and layouts, stored as ordered mappings.

Each data structure has a corresponding layout operator. The layout operators are the novel part of the layout

algebra and their semantics are therefore non-standard. The relational semantics of the layout operators are in Figure 6. Although the layout operators can be used to construct complex, nested layouts, they evaluate to flat relations of tuples of scalars, just like the relational operators.

We discuss the list operator in detail; the hash-idx and ordered-idx operators behave similarly. The E-List rule (Figure 6) specifies the behavior of list.

The list operator takes two arguments, l_k and l_v . l_k describes the data in the list and l_v describes the format of that data. Specifically, evaluating l_k produces a relation, and the two list rules in Figure 6 recursively decompose this relation. The first list rule is straightforward: if l_k evaluates to the empty relation, then the list is empty. If l_k evaluates to a non-empty relation $t : ts$ then the second rule applies. In this rule, $\sigma \cup t, \delta \vdash l_f \Downarrow s$ says that the first layout in the list will evaluate to a relation s in a context that contains the contents of the tuple t . The process of evaluating l_v continues recursively for all of the tuples in ts , producing a relation s' . The final result is the concatenation of s and s' .

The remaining layout operators (scalar and tuple) are simpler because they do not introduce any bindings. The tuple operator contains other layout operators and the scalar operator contains scalar values represented as expressions. Note that evaluating a tuple operator produces a *relation* not a tuple. Even evaluating a scalar operator produces a relation containing a single tuple. Although these semantics are slightly surprising, there are two reasons why we chose this behavior. First, it is consistent with the other layout operators, all of which evaluate to relations. Second, tuples which contain other layouts (lists for example) must evaluate to relations because in our semantics, tuples can only contain values, so no nested relations are possible.

Returning to the query in Sec. 2.3, the inner list operator

$$\text{list}(\text{filter}(lp.\text{enter} < \text{enter} \wedge \text{enter} < lp.\text{exit}, \text{log}) \text{ as } lc, \\ \text{tuple}_{\text{cross}}([\text{scalar}(lc.\text{id}), \text{scalar}(lc.\text{enter})]))$$

selects the tuples in log where enter is between $lp.\text{enter}$ and $lp.\text{exit}$, and creates a list of these tuples. The first argument describes the contents of the list and the second describes their layout.

3.4 Serializability

In Sec. 3.3.2, we explained how the layout operators execute in two stages: one stage at compile time and one stage at query runtime. Only a subset of layout algebra programs can be separated in this way. We say that programs which can be properly staged are *serializable*. A program is serializable if it has two key properties. First, the parts of the program in compile-time position (the first arguments to list, hash-idx, ordered-idx) must be *static*. An expression is static if it only refers to names bound by other static expressions. The relations in δ are considered to be static. In practice, a static expression is one that can be evaluated at compile

time. Second, references to the relations in δ can *only* appear in compile-time expressions. This requirement ensures that the query will depend only on the data that is stored in a layout at runtime. Finally, relational operators (Sec. 3.3.1) in runtime positions cannot refer to variables bound by static expressions. This ensures that relational operators that are interleaved with layout operators do not require any representation in the layout. The compiler uses a simple type system to check for serializability.

4 Transformations

In this section, we define semantics preserving transformations that optimize query and layout performance. These transformations change the behavior of the program with respect to the layout and runtime semantics while preserving it with respect to the relational semantics. These transformations subsume standard query optimizations because in addition to changing the structure of the query, they can also change layout fragments in an expression.

4.1 Notation

Transformations are written as inference rules. When writing inference rules, e will refer to scalar expressions and l will refer to layout algebra expressions. E and L will refer to lists of expressions and layouts. In general, the names we use correspond to those used in the syntax description (Figure 5). If we need to refer to a piece of concrete syntax, it will be formatted as e.g., `concat` or `x`.

Some of the transformation rules make a distinction for *parameter-free* expressions. An expression is parameter-free if it does not refer to any query parameters, which are special variables that are bound when the query is executed. The compiler automatically determines which expressions are parameter-free. In the transformation rules, parameter-free expressions are denoted as \boxed{e} .

To avoid writing many trivial inductive transformation rules, we define transformation contexts, which describe when transformations are allowed. A transformation context is an expression with a single hole. The expression in the hole can be transformed. The grammar of contexts is:

$$\begin{aligned} C = & \quad [\cdot] \mid \text{select}([e_1, \dots, e_n], C) \mid \text{filter}(e, C) \mid C \text{ as } n \\ & \mid \text{group-by}([a_1, \dots, a_n], [f_1, \dots, f_m], C) \mid \text{dedup}(C) \\ & \mid \text{join}(e, l, C) \mid \text{join}(e, C, l) \mid \text{list}(l, C) \\ & \mid \text{tuple}_k([C, \dots, l_n]) \mid \dots \mid \text{tuple}_k([l_1, \dots, C]) \\ & \mid \text{hash-idx}(l_k, C, e_{key}) \mid \text{ordered-idx}(l_k, C, e_{low}, e_{high}) \end{aligned}$$

If C is a context and l is a layout algebra expression, then $C[l]$ is the expression obtained by substituting l into the hole in C . In addition to contexts, we define two transformation operators: $l \xrightarrow{t} l'$ means that the layout algebra expression l can be transformed into l' and $l \rightarrow l'$ means that l can be

transformed into l' in any context. The \xrightarrow{t} operator can be defined in terms of \rightarrow as follows:

$$\frac{l \rightarrow l'}{C[l] \xrightarrow{t} C[l']}$$

We will also write rules that use \xrightarrow{t} directly without relying on \rightarrow .

4.2 Projection

Projection, or the removal of unnecessary fields from a query, is an important transformation because many queries only use a small number of fields; the most impactful layout specialization that can be performed for these queries unneeded fields.

First, we need to decide what fields are necessary. For a query l in some context C , the necessary fields in l are visible in the output of $C[l]$ or are referred to in C . Let $\text{SCHEMA}(\cdot)$ be a function from a layout l to the set of field names in the output of l . Let $\text{NAMES}(\cdot)$ be a function which returns the set of names in a context or layout expression. Let $\text{NEEDED}(\cdot, \cdot)$ be a function from contexts C and layouts l to the set of necessary fields in the output of l :

$$\text{NEEDED}(C, l) = \text{SCHEMA}(l) \cap (\text{SCHEMA}(C[l]) \cup \text{NAMES}(C))$$

$\text{NEEDED}(\cdot, \cdot)$ can be used to define transformations which remove unnecessary parts of a layout.

$$\frac{L' = [l \mid l \in L, \text{NEEDED}(C, l) \neq \emptyset]}{C[\text{tuple}(L, k)] \xrightarrow{t} C[\text{tuple}(L', k)]}$$

A similar transformation is defined for select operators.

The projection rules differ from the others in this section because they refer to the context C . The other rules can be applied in any context. The context is important for the projection rules because without it, all the fields in a layout would be visible and therefore “necessary”. Referring to the context allows us to determine which fields are visible to the user.

4.3 Relational Optimization

There is a broad class of query transformations that have been developed in the query optimization literature [6, 21]. These transformations can generally be applied directly in CASTOR, at least to the relational operators. For example, commuting and reassociating joins, filter pushing and hoisting, and splitting and merging filter and join predicates are implemented in CASTOR. Although producing optimal relational algebra implementations of a query is explicitly a non-goal of CASTOR, these kinds of transformations are important for exposing layout transformations.

4.4 Precomputation

A simple transformation that can improve query runtime is to precompute any static operators. The following transformation precomputes a static layout algebra expression:

$$\frac{\text{SCHEMA}(\boxed{l}) = [f_1, \dots, f_k]}{\boxed{l} \rightarrow \text{list}(\boxed{l}, \text{tuple}_{\text{cross}}([\text{scalar}(f_1), \dots, \text{scalar}(f_k)]))}$$

Hoisting static expressions out of predicates can also be very profitable:

$$\frac{x \text{ is a fresh variable} \quad \boxed{e'} \text{ is a subexpression of } e \quad \text{NAMES}(e') \cap \text{SCHEMA}(l) = \emptyset}{\text{filter}(e, l) \rightarrow \text{tuple}_{\text{cross}}([\text{scalar}(e'), \text{filter}(e[e' \mapsto x], l)])}$$

The expression e' can be precomputed and stored instead of being recomputed for every invocation of the filter. Similar transformations can also be applied to selects and joins. This transformation is useful when the filter appears inside a layout operator. For example, in $\text{list}(l, \text{filter}(e, l'))$, an expression e' can be hoisted out of the filter if it refers to the fields in l but not if it refers to the fields in l' .

In a similar vein, select operators can be partially precomputed. For example:

$$\frac{x \text{ is a fresh variable} \quad l'_v = \text{select}([\text{sum}(e) \text{ as } x], l_v)}{\text{select}([\text{sum}(e)], \text{ordered-idx}(l_k, l_v, e_l, e_h)) \rightarrow \text{select}([\text{sum}(x)], \text{ordered-idx}(l_k, l'_v, e_l, e_h))}$$

After this transformation, the ordered index will contain partial sums which will be aggregated by the outer select. This transformation is particularly useful when implementing grouping and filtering queries, because the filter can be replaced by an index and the aggregate applied to the contents of the index. A similar transformation also applies to select and list. A simple version of this transformation applies to hash-idx; in this case, the outer select is unnecessary.

This transformation is combined with group-by elimination (Sec. 4.5) in TPC-H query 1 to construct a layout that precomputes most of the aggregation.

4.5 Partitioning

Partitioning is a fundamental layout transformation that splits one layout into many layouts based on the value of a field or expression. A partition of a relation r is defined by an expression e over the fields in r . Tuples in r are in the same partition if and only if evaluating e over their fields gives the same value.

Let $\text{PARTITION}(\cdot, \cdot, \cdot)$ be a function which takes a layout l , a partition expression e , and a name x , and returns a query for the partition keys and a layout for the partitions:

$$\frac{\text{RELATIONS}(\boxed{e}) = \{r\} \quad l_k = \text{dedup}(\text{select}([\boxed{e} \text{ as } x], \text{scan}(r))) \quad l_v = l[r \mapsto \text{filter}(\boxed{e} = x, \text{scan}(r))]}{\text{PARTITION}(l, \boxed{e}, x) = (l_k, l_v)}$$

RELATIONS(\cdot) returns the set of relations in an expression. PARAMS(\cdot) returns the set of parameters in an expression. l_k evaluates to the unique valuations of e in r . These are the partition keys. Note that the expression l_v contains a free variable x . Once x is bound to a particular partition key, l_v evaluates to a layout containing only tuples in that partition.

The partition function can be used to define transformations that create hash indexes and ordered indexes from filters:

$$\frac{x \text{ is a fresh variable} \quad \text{PARTITION}(l, \boxed{e}, x) = (l_k, l_v)}{\text{filter}(\boxed{e} = e', l) \rightarrow \text{hash-idx}(l_k, l_v, e')},$$

$$\frac{x \text{ is a fresh variable} \quad \text{PARTITION}(l, \boxed{e}, x) = (l_k, l_v)}{\text{filter}(e_l \leq \boxed{e} \wedge \boxed{e} \leq e_h, l) \rightarrow \text{ordered-idx}(l_k, l_v, e_l, e_h)}.$$

Partitioning also leads immediately to a transformation that eliminates group-by(\cdot):

$$\frac{x \text{ is a fresh variable} \quad \text{PARTITION}(l, \boxed{K}, x) = (l_k, l_v)}{\text{group-by}(\boxed{K}, E, l) \rightarrow \text{list}(l_k, \text{select}(E, l_v))}.$$

The group-by elimination transformation is used in many of the TPC-H queries which contain group-by operators.

4.6 Join Elimination

CASTOR's layout operators admit several options for join materialization. Since joins are often the most expensive operations in a relational query, choosing a good join materialization strategy is critical. CASTOR does not suggest any particular join strategy but it provides the tools necessary for an expert user.

Partitioning can be used to implement join materialization. Join materialization is a powerful transformation that can significantly reduce the computation required to run a query, at the cost of increasing the size of the data that the query runs on. Our layout language allows for several join materialization strategies.

For example, joins can be materialized as a nested list:

$$\frac{x \text{ is a fresh variable} \quad \text{PARTITION}(l, \boxed{e}, x) = (l_k, l_v) \quad \text{PARTITION}(l', \boxed{e'}, x) = (\cdot, l'_v)}{\text{join}(\boxed{e} = \boxed{e'}, l, l') \rightarrow \text{list}(l_k, \text{tuple}_{\text{cross}}([l_v, l'_v]))}$$

This layout works well for one-to-many joins, because it only stores each row from the left hand side of the join once, regardless of the number of matching rows on the right hand side.

Or, joins can be materialized as a list and a hash table:

$$\frac{x \text{ is a fresh variable} \quad \text{PARTITION}(l', \boxed{e'}, x) = (l_k, l_v)}{\text{join}(e = \boxed{e'}, l, l') \rightarrow \text{tuple}_{\text{cross}}([l, \text{hash-idx}(l_k, l_v, e)])}$$

This is similar to how a traditional database would implement a hash join, but in our case the hash table is precomputed. Using a hash table adds some overhead from the indirection

and the hash function but avoids materializing the cross product if the join result is large.

If the join is many-to-many with an intermediate table, then either of the above one-to-many strategies can be applied.

4.7 String Interning

Consider a more complex example: implementing string interning. This transformation will replace scalars (they do not have to be strings, but strings are a common use case) with unique identifiers, store the mapping between the scalars and the unique ids in a hash index, and replace the ids with the corresponding scalars when the layout is read. This transformation is valuable when there are a small number of distinct scalar values, because each distinct value will only be stored once.

$$\frac{l_{kv} = \text{select}([\text{idx}() \text{ as } k, f], \text{dedup}(\text{select}([f], \text{scan}(r)))) \quad r' = \text{select}([k], \text{join}(f = r.f, l_{kv}, \text{scan}(r))) \quad l_{list} = \text{list}(r', \text{scalar}(k)) \quad l_{idx} = \text{hash-idx}(\text{select}([k \text{ as } k'], l_{kv}), \text{scalar}((\text{select}([f], \text{filter}(k = k', l_{kv}))))), k)}{\text{scan}(r) \rightarrow \text{tuple}_{\text{cross}}([l_{list}, l_{idx}]}$$

In this transformation, f is a field in a relation r . This transformation has four parts: (1) l_{kv} relates scalars and keys. The scalars are deduplicated before giving them a key. $\text{idx}()$ is a special function that returns an auto-incrementing integer. (2) r' is the relation r but with each instance of f replaced by its key. (3) l_{list} is a layout that contains the values in r' . (4) l_{idx} is a layout that contains the mapping between the keys and the scalars, stored as a hash index. When the tuple is scanned using the cross strategy, each key in l_{list} is used to look up the correct value in l_{idx} .

4.8 Range Splitting

One interesting example of a data-dependent transformation is the compression of integers. All of our collections are homogeneous: their elements must be of the same type. This means, for example, that if a list of integers contains one integer which requires 64 bits to store, all of the integers will be stored in 64 bits. If most of the integers in the list are much smaller—byte sized, say—this will waste space. If the data in the list is reordered, then the the small integers will be stored using fewer bytes and the large integers using more:

$$\frac{l_{lt} = \text{filter}(|x| < 127, l) \quad l_{gt} = \text{filter}(|x| > 127, l)}{\text{list}(l, \text{scalar}(x)) \rightarrow \text{tuple}_{\text{concat}}([\text{list}(l_{lt}, \text{scalar}(x)), \text{list}(l_{gt}, \text{scalar}(x))])}$$

4.9 Range Compression

We can make range splitting more effective by recognizing cases where values fall into a small range:

$$\frac{\min = \min_l x \quad l' = \text{select}([(x' + \min) \text{ as } x], \text{scalar}((x - \min) \text{ as } x'))}{\text{list}(l, \text{scalar}(x)) \rightarrow \text{list}(l, l')}$$

Rewriting the values could allow us to use a smaller integer representation or to apply the previous transformation. Note that this transformation depends on the particular values stored in the layout. CASTOR can efficiently access the data for a layout expression by generating a SQL query and using an existing database system to execute it. We use the same mechanism when serializing a layout.

4.10 Predicate Precomputation

In some queries, it is known in advance that a parameter will come from a restricted domain. If this parameter is used as part of a filter or join predicate, precomputing the result of running the predicate for the known parameter space can be profitable, particularly when the predicate is expensive to compute. Let p be a query parameter and D_p be the domain of values that p can assume.

$$\frac{\begin{array}{l} \text{RELATIONS}(l) = \{r\} \quad \text{PARAMS}(e) = \{p\} \\ w_i = e[p \mapsto D_p[i]] \quad e' = \bigvee_i (w_i \wedge p = D_p[i]) \vee e \\ r' = \text{select}([w_1, \dots, w_{|D_p|}, \dots], r) \end{array}}{\text{filter}(e, l) \rightarrow \text{filter}(e', l[r \mapsto r'])}$$

This transformation generates an expression w_i for each instantiation of the predicate with a value from D_p . The w_i s are selected along with the original relation r . When we later create a layout for r , the w_i s will be stored alongside it. When the filter is executed, if the parameter p is in D_p , the or will short-circuit and the original predicate will not run. However, this transformation is semantics preserving even if D_p is underapproximate. If the query receives an unexpected parameter, then it executes the original predicate e . Note that in the revised predicate e' , $p = D_p[i]$ can be computed once for each i , rather than once per invocation of the filter predicate.

We use this transformation on TPC-H queries 2 and 9 to eliminate expensive string comparisons.

5 Compilation

The result of applying the transformation rules is a program in the layout algebra. This program is still quite declarative, so there is a significant abstraction gap to cross before the program can be executed efficiently. Compilation of layout algebra programs proceeds in three passes:

1. A type inference pass computes a *layout type*, which contains information about the ranges of values in the layout (Sec. 5.1).

```

n ::= ℤ
r ::= [n, n]
t ::= intT(r) | boolT | fixedT(r, n_scale) | stringT(r_chars)
    | tupleT([t1, ..., tk]) | listT(t, n_elems) | hash-idxT(tk, tv)
    | ordered-idxT(tk, tv) | emptyT

```

Figure 7. Syntax of the layout types.

$$\frac{\sigma \vdash \text{scalar}(e) \Downarrow x \quad x \text{ is an integer}}{\sigma \vdash \text{scalar}(e) : \text{intT}([x, x])}$$

$$\frac{\sigma \vdash l_1 : t_1, \dots, \sigma \vdash l_k : t_k}{\sigma \vdash \text{tuple}([l_1, \dots, l_k]) : \text{tupleT}([t_1, \dots, t_k])}$$

$$\frac{\sigma \vdash l_k \Downarrow s \quad t = \bigsqcup_{\sigma' \in s, \sigma' \vdash l_k : t'} t'}{\text{list}(l_k, l_v) : \text{listT}(t, [|s|, |s|])}$$

$$\frac{t_1 = \text{intT}([l_1, h_1]) \quad t_2 = \text{intT}([l_2, h_2])}{t_1 \sqcup t_2 = \text{int}([\min(l_1, l_2), \max(h_1, h_2)])}$$

Figure 8. Selected semantics of the type inference pass.

2. A serialization pass generates a binary representation of the layout, using information from the layout type to specialize the layout to the data (Sec. 5.2).
3. A syntax-directed lowering pass transforms each query and layout operator into an imperative intermediate representation, using the information in the layout type to generate the appropriate layout reading code. The CASTOR IR is lowered to LLVM IR which is then optimized, compiled to native code, and linked with C code that provides a command line interface to the query (Sec. 5.3).

5.1 Layout Types

To determine the appropriate sizes of the various layouts, a type inference pass computes the ranges of values in the layouts. The syntax of the layout types is shown in Figure 7. Integers are abstracted using an interval, as are the numerators of fixed point numbers. Note that every element in collections like lists and indexes must be of the same type. Tuples can contain elements of different types. The operation of the type inference pass is shown in Figure 8.

After computing the layout type, the layout is serialized to a file and code is generated for executing the query.

5.2 Layout Serialization

Each of the layout operators has a binary serialization format. The format of the layouts is intended to minimize the space needed to store them and to minimize the use of pointers to preserve data locality.

- Integers are stored using the minimum number of bytes, from 1 to 8 bytes.
- Booleans are stored as single bytes.

$$\begin{array}{c}
b : \text{Byte string}, \sigma, t : \text{Tuple}, \delta : \text{Id} \mapsto \text{Relation} \\
\sigma, \delta \vdash e \Downarrow v \\
\text{L-Empty} \frac{}{\sigma, \delta \vdash \emptyset \Downarrow \text{""}} \quad \text{L-Scalar} \frac{b \text{ is the binary format of } v}{\sigma, \delta \vdash \text{scalar}(e) \Downarrow b} \\
\sigma, \delta \vdash r_k \Downarrow [t_1, \dots, t_n] \quad \forall 1 \leq i \leq n. \sigma \cup t_i, \delta \vdash r_v \Downarrow b_i \\
\sigma, \delta \vdash \text{scalar}(|b_1 \dots b_n|) \Downarrow b_{len} \quad \sigma, \delta \vdash \text{scalar}(n) \Downarrow b_{ct} \\
b = b_{ct} b_{len} b_1 \dots b_n \\
\text{L-List} \frac{}{\sigma, \delta \vdash \text{list}(r_k, r_v) \Downarrow b} \\
\forall 1 \leq i \leq n. \sigma, \delta \vdash r_i \Downarrow b_i \\
\sigma, \delta \vdash \text{scalar}(|b_1 \dots b_n|) \Downarrow b_{len} \quad b = b_{len} b_1 \dots b_n \\
\text{L-Tuple} \frac{}{\sigma, \delta \vdash \text{tuple}_k([r_1, \dots, r_n]) \Downarrow b}
\end{array}$$

Figure 9. Selected semantics of the layout serialization pass.

- Fixed point numbers are normalized to a fixed scale, and stored as integers.
- Tuples are stored as the concatenation of the layouts they contain, prefixed by a length.
- Lists are stored as a length followed by the concatenation of their elements. They can be efficiently scanned through, but not accessed randomly by index.
- Hash indexes are implemented using minimal perfect hashes [4, 13]. The hash values are stored as in a list, but during serialization a lookup table is generated using the CMPH library and stored before the values. Using perfect hashing allows the hash indexes to have load factors up to 99%.
- Ordered indexes are similar to hash indexes in that they store a lookup table in addition to storing the values. In the case of the ordered index keys are stored sorted and the correct range is found by binary search.

5.3 Code Generation

Query code is generated according to the compilation strategy described in [35]. This is referred to as push-based, or data-centric query evaluation. For each query operator, the code generator contains a function that emits the code that implements the operator. These functions take a callback as a parameter. They pass the variable containing the result tuple to the callback, which emits code for the query operator that consumes the result. We found that using this strategy instead of a traditional iterator model approach is critical for getting good performance from the generated code.

Queries are compiled first to an internal IR, then lowered to LLVM IR, and then to compiled to native code.

6 Evaluation

In Sec. 2, we did a case study on a query from DEMOMATCH. In this section we perform a systematic evaluation of CASTOR.

6.1 TPC-H Analytics Benchmark

TPC-H is a standard database benchmark, focusing on analytical queries. It consists of a data generator, 22 query templates,

and a query generator which instantiates the templates. The queries in TPC-H are inherently parametric, and their parameters come from the domains defined by the query generator. To build our benchmark, we took the query templates from TPC-H and encoded them as CASTOR programs. It is important that the queries be parametric, because specializing non-parametric queries is boring; a non-parametric query can be evaluated and the result stored.

TPC-H is a general purpose benchmark, so it exercises a variety of SQL primitives. We chose not to implement all of these primitives in CASTOR, not because they would be prohibitively difficult, but because they are not directly related to the layout specialization problem. In particular, CASTOR does not support executing order-by, group-by, join, or dedup operators at runtime, and it does not support limit clauses at all. Some of these operators can be replaced by layout specialization, but others cannot. We implemented the first 17 queries in TPC-H. Of these queries, we dropped query 13 because it contains an outer join and removed runtime ordering and limit clauses from four other queries (noted in Table 1).

6.2 Baselines

We compare CASTOR with POSTGRESQL and HYPER. We compare against POSTGRESQL because it is commonly used and provides context, not because it is a comparable system. HYPER is an in-memory column-store which has a state-of-the-art query compiler. It implements compilation techniques (e.g. vectorization) that are well outside the scope of this paper. We compare against HYPER in two modes: with the original TPC-H data and with custom views and indexes that mimic the layout used by CASTOR. We compare against vanilla HYPER to show that layout specialization is a powerful optimization that can compensate for the many low-level compiler optimizations in HYPER. We compare against HYPER with specialized views to show that the specialization techniques that CASTOR uses are also beneficial in other systems.

6.3 Results

When evaluating the TPC-H queries, we used the 1Gb scale factor. We ran our benchmarks on an Intel® Xeon® E5-2470 with 100Gb of memory.

Runtime: The query runtime numbers in Table 1 show that the layouts and query code generated by CASTOR are faster or significantly faster than HYPER for 10 out of 16 queries. In the cases where CASTOR is slower than HYPER, only one query is more than 3x slower.

If HYPER is given specialized views and indexes, then its performance is on par with CASTOR. However, constructing and maintaining these views takes effort, and HYPER cannot assist the user in creating a collection of views which maintains the semantics of the original query.

Memory Use: We also measured the peak memory use of the query process for HYPER and for CASTOR. HYPER consistently used 4Gb of memory, regardless of the query. The results for CASTOR show that its peak memory use is generally low—less than 10Mb for 12 out of 16 queries.

Layout Size: Finally, we recorded the size of the layouts that CASTOR produced. The layouts were generally small—less than 10Mb for 9 out of 16 queries. The original data set, the output of the TPC-H data generator, is 1.1Gb. The size difference between CASTOR’s layouts and the original data supports the hypothesis that queries, even parameterized queries, rely on fairly small subsets of the whole database, making layout specialization a profitable optimization.

6.4 Summary

We showed that CASTOR produces artifacts that are competitive in performance and in size with a state-of-the-art in-memory database. These results show that database compilation is a compelling technique for improving query performance on static and slowly changing datasets.

7 Related Work

Deductive Synthesis There is a long line of work that uses deductive synthesis and program transformation rules to optimize programs [2, 27], to generate data structure implementations [14], and to build performance DSLs [28, 34]. CASTOR is a part of this line of work: it is a performance DSL which uses deduction rules to generate and optimize layouts. However its focus on particular data sets and on using deduction rules to optimize data in addition to programs separates it from previous work.

Data Representation Synthesis. The layout optimization problem is similar to the problem of synthesizing a data structure that corresponds to a relational specification [19, 20, 23, 24, 34]. CASTOR considers a restricted version of the data structure synthesis problem where the query and the dataset are known to the compiler, which allows CASTOR to use optimizations which would not be safe if the data was not known. It also allows CASTOR to generate code and layouts that are specialized to the dataset. This focus on the data in addition to the query separates CASTOR from the existing work on data representation synthesis.

Database Storage. Traditional databases are mostly row-based. Column-based database systems (e.g., MonetDB [3] and C-Store [33]) are popular for OLAP applications, outperforming row-based approaches by orders of magnitude. However, the existing work on database storage generally considers specific storage optimizations (e.g., [1]), rather than languages for expressing diverse storage options. In this vein is RodentStore [12], which proposed a language to express rich types of storage layouts and showed that different layouts could benefit different applications. However, a

compiler was never developed to create the layouts from this language; the paper demonstrated its point by implementing each layout by hand.

There have also been studies of physical layouts for other types of data, such as for scientific data [32], and geo-spatial data [17]. Although not directly comparable, we hope that CASTOR can be extended to support those data types.

Materialized View and Index Selection. The layouts that CASTOR generates are similar to materialized views, in that they store query results. CASTOR also generates layouts which contain indexes. Several problems related to the use of materialized views and indexes have been studied (see [18] for a survey): (1) the view storage problem that decides which views need to be materialized [8], (2) the view selection problem that selects view(s) that can answer a given query, (3) the query rewriting problem that rewrites the given query based on the selected view(s) [26], (4) the index selection problem that selects an appropriate set of indexes for a query [5, 16, 31, 36]. However, materialized views are restricted to being flat relations. The layout space that CASTOR supports is much richer than that supported by materialized views and indexes. In addition, the view selection literature has not previously considered the problem of generating execution plans for chosen views and indexes.

Query Compilation CASTOR uses techniques from the query compilation literature [22, 30, 35] It uses information about the layout to further specialize its compiled queries.

8 Conclusion and Future Work

We have presented CASTOR, a domain specific language for expressing a wide variety of physical database designs, and a compiler for this language. We have evaluated it empirically and shown that it is competitive with the state-of-the-art in memory database systems.

One area of future work is to build a cost-based optimizer for the layout algebra that will choose an appropriate physical layout. Another future work is to study the problem of sharing layouts between multiple queries. Last but not least, we also plan to expand the set of layouts. For example, bitvectors could be added to store lists of Booleans efficiently or run-length encoding could be used to store lists of scalars. Layouts which store tiles of data together and allow indexing by 2D regions could be used to store spatial data.

References

- [1] Anastassia Ailamaki, David J. DeWitt, Mark D. Hill, and Marios Skounakis. 2001. Weaving Relations for Cache Performance. In *VLDB*. 169–180.
- [2] Lee Blaine, Limei Gilham, Junbo Liu, Douglas R. Smith, and Stephen Westfold. 1998. Planware-Domain-Specific Synthesis of High-Performance Schedulers. In *Automated Software Engineering, 1998. Proceedings. 13th IEEE International Conference On*. IEEE, 270–279.
- [3] Peter A. Boncz and Martin L. Kersten. 1999. MIL Primitives for Querying a Fragmented World. *The VLDB Journal* 8, 2 (Oct. 1999), 101–119.

Q#	PSQL		HYPER			CASTOR		
	Time ³	Time ³	Time ²	Mem.	Size	Time ²	Mem.	Size
1	16244	19	<1	15.2	17.8	<1	0.9	0.1
2 ⁰	999	5	11	238.0	206.6	1	8.7	42.1
3 ⁰¹	1942	17	22	877.1	966.8	7	16.8	81.0
4	943	8	<1	17.0	17.8	<1	0.8	0.3
5	935	11	4	26.0	24.1	<1	0.9	1.5
6	1996	12	12	900.5	858.8	6	3.3	31.6
7	1666	12	<1	16.3	17.8	<1	0.8	0.1
8	4238	7	17	529.5	375.4	9	13.8	67.1
9	5253	31	41	1580.2	1550.8	103	456.4	466.6
10 ⁰¹	2686	17	<1	116.8	112.2	2	23.4	776.7
11	370	8	16	89.5	68.2	<1	1.0	5.3
12	2671	8	<1	15.4	17.8	<1	0.9	0.3
14	637	4	<1	16.0	17.8	<1	0.7	0.1
15	42	13	<1	14.7	17.8	<1	0.7	0.3
16 ¹	2139	38	3	32.7	35.7	33	2.0	1.2
17	273	11	7	1238.2	1224.7	<1	2.1	51.8
18 ⁰	10299	42	12	388.7	295.7	76	101.8	103.5
19	4240	28	<1	19.5	17.8	<1	1.0	0.2

⁰ Limit clause removed. ¹ Run time ordering removed. ² Specialized.

³ Unspecialized.

Table 1. Runtime of queries derived from TPC-H (ms). Memory use is the peak resident set size during a query (Mb). Size is the layout size (Mb).

- <https://doi.org/10.1007/s007780050076>
- [4] Fabiano C. Botelho, Rasmus Pagh, and Nivio Ziviani. 2007. Simple and Space-Efficient Minimal Perfect Hash Functions. In *Algorithms and Data Structures: 10th International Workshop, WADS 2007 (Theoretical Computer Science and General Issues)*, Vol. 4619. Springer, Halifax, Canada, 139–150.
- [5] Nicolas Bruno and Surajit Chaudhuri. 2005. Automatic Physical Database Tuning: A Relaxation-Based Approach. In *Proceedings of the 2005 ACM SIGMOD International Conference on Management of Data (SIGMOD '05)*. ACM, New York, NY, USA, 227–238. <https://doi.org/10.1145/1066157.1066184>
- [6] Surajit Chaudhuri. 1998. An Overview of Query Optimization in Relational Systems. In *Proceedings of the Seventeenth ACM SIGACT-SIGMOD-SIGART Symposium on Principles of Database Systems (PODS '98)*. ACM, New York, NY, USA, 34–43. <https://doi.org/10.1145/275487.275492>
- [7] Alvin Cheung, Armando Solar-Lezama, and Samuel Madden. 2013. Optimizing Database-Backed Applications with Query Synthesis. *ACM SIGPLAN Notices* 48, 6 (2013), 3–14. <http://dl.acm.org/citation.cfm?id=2462180>
- [8] Rada Chirkova and Michael R. Genesereth. 2000. Linearly Bounded Reformulations of Conjunctive Databases. In *Computational Logic - CL 2000, First International Conference, London, UK, 24-28 July, 2000, Proceedings*. 987–1001. https://doi.org/10.1007/3-540-44957-4_66
- [9] E. F. Codd. 1970. A Relational Model of Data for Large Shared Data Banks. *Commun. ACM* 13, 6 (June 1970), 377–387. <https://doi.org/10.1145/362384.362685>
- [10] Edgar F. Codd. 1971. A Data Base Sublanguage Founded on the Relational Calculus. In *Proceedings of the 1971 ACM SIGFIDET (Now SIGMOD) Workshop on Data Description, Access and Control*. ACM, 35–68.
- [11] Transaction Processing Performance Council. 2008. TPC-H Benchmark Specification. 21 (2008), 592–603.
- [12] Philippe Cudre-Mauroux, Eugene Wu, and Sam Madden. 2009. The Case for RodentStore, an Adaptive, Declarative Storage System. In *CIDR*. arXiv:0909.1779 <http://arxiv.org/abs/0909.1779>
- [13] Davi de Castro Reis, Djamel Belazzougui, Fabiano Cupertino Botelho, and Nivio Ziviani. 2011. CMPH: C Minimal Perfect Hashing Library. <http://cmph.sourceforge.net>
- [14] Benjamin Delaware, Clément Pit-Claudel, Jason Gross, and Adam Chlipala. 2015. Fiat: Deductive Synthesis of Abstract Data Types in a Proof Assistant. In *ACM SIGPLAN Notices*, Vol. 50. ACM, 689–700.
- [15] Goetz Graefe. 1994. Volcano/Spl Minus/an Extensible and Parallel Query Evaluation System. *IEEE Transactions on Knowledge and Data Engineering* 6, 1 (1994), 120–135.
- [16] H. Gupta, V. Harinarayan, A. Rajaraman, and J. D. Ullman. 1997. Index Selection for OLAP. In *Proceedings 13th International Conference on Data Engineering*. IEEE Computer Society, Junglee Corp., Palo Alto, CA., 208–219. <https://doi.org/10.1109/ICDE.1997.581755>
- [17] Angélica García Gutiérrez and Peter Baumann. 2007. Modeling Fundamental Geo-Raster Operations with Array Algebra. In *Workshops Proceedings of the 7th IEEE International Conference on Data Mining (ICDM 2007), October 28-31, 2007, Omaha, Nebraska, USA*. 607–612. <https://doi.org/10.1109/ICDMW.2007.53>
- [18] Alon Y. Halevy. 2001. Answering queries using views: A survey. *VLDB J.* 10, 4 (2001), 270–294. <https://doi.org/10.1007/s007780100054>
- [19] Peter Hawkins, Alex Aiken, Kathleen Fisher, Martin Rinard, and Mooly Sagiv. 2010. Data Structure Fusion. In *Programming Languages and Systems (Lecture Notes in Computer Science)*. Springer, Berlin, Heidelberg, 204–221. https://doi.org/10.1007/978-3-642-17164-2_15
- [20] Peter Hawkins, Alex Aiken, Kathleen Fisher, Martin Rinard, and Mooly Sagiv. 2011. Data Representation Synthesis. In *Proceedings of the 32Nd ACM SIGPLAN Conference on Programming Language Design and Implementation (PLDI '11)*. ACM, New York, NY, USA, 38–49. <https://doi.org/10.1145/1993498.1993504>

- [21] Matthias Jarke and Jurgen Koch. 1984. Query Optimization in Database Systems. *Comput. Surveys* 16, 2 (June 1984), 111–152. <https://doi.org/10.1145/356924.356928>
- [22] Yannis Klonatos, Christoph Koch, Tiark Rompf, and Hassan Chafi. 2014. Building Efficient Query Engines in a High-Level Language. *Proceedings of the VLDB Endowment* 7, 10 (2014), 853–864. <http://dl.acm.org/citation.cfm?id=2732959>
- [23] Calvin Loncaric, Michael D. Ernst, and Emina Torlak. 2018. Generalized Data Structure Synthesis. In *Proceedings of the 40th International Conference on Software Engineering*. ACM, 958–968.
- [24] Calvin Loncaric, Emina Torlak, and Michael D. Ernst. 2016. Fast Synthesis of Fast Collections. In *Proceedings of the 37th ACM SIGPLAN Conference on Programming Language Design and Implementation (PLDI '16)*. ACM, New York, NY, USA, 355–368. <https://doi.org/10.1145/2908080.2908122>
- [25] Thomas Neumann. 2011. Efficiently Compiling Efficient Query Plans for Modern Hardware. *Proc. VLDB Endow.* 4, 9 (June 2011), 539–550. <https://doi.org/10.14778/2002938.2002940>
- [26] Rachel Pottinger and Alon Y. Levy. 2000. A Scalable Algorithm for Answering Queries Using Views. In *VLDB 2000, Proceedings of 26th International Conference on Very Large Data Bases, September 10-14, 2000, Cairo, Egypt*. 484–495. <http://www.vldb.org/conf/2000/P484.pdf>
- [27] M. Puschel, J. M. F. Moura, J. R. Johnson, D. Padua, M. M. Veloso, B. W. Singer, Jianxin Xiong, F. Franchetti, A. Gacic, Y. Voronenko, K. Chen, R. W. Johnson, and N. Rizzolo. 2005. SPIRAL: Code Generation for DSP Transforms. *Proc. IEEE* 93, 2 (Feb. 2005), 232–275. <https://doi.org/10.1109/JPROC.2004.840306>
- [28] Jonathan Ragan-Kelley, Connelly Barnes, Andrew Adams, Sylvain Paris, Frédo Durand, and Saman Amarasinghe. 2013. Halide: A Language and Compiler for Optimizing Parallelism, Locality, and Recomputation in Image Processing Pipelines. *ACM SIGPLAN Notices* 48, 6 (2013), 519–530.
- [29] Tiark Rompf and Nada Amin. 2015. Functional Pearl: A SQL to C Compiler in 500 Lines of Code. In *Proceedings of the 20th ACM SIGPLAN International Conference on Functional Programming (ICFP 2015)*. ACM, New York, NY, USA, 2–9. <https://doi.org/10.1145/2784731.2784760>
- [30] Amir Shaikhha, Yannis Klonatos, Lionel Parreaux, Lewis Brown, Mohammad Dashti, and Christoph Koch. 2016. How to Architect a Query Compiler. In *Proceedings of the 2016 International Conference on Management of Data (SIGMOD '16)*. ACM, New York, NY, USA, 1907–1922. <https://doi.org/10.1145/2882903.2915244>
- [31] Michael Stonebraker. 1974. The choice of partial inversions and combined indices. *International Journal of Parallel Programming* 3, 2 (1974), 167–188. <https://doi.org/10.1007/BF00976642>
- [32] Michael Stonebraker. 2012. SciDB: An Open-Source DBMS for Scientific Data. *ERCIM News* 2012, 89 (2012). <http://ercim-news.ercim.eu/en89/special/scidb-an-open-source-dbms-for-scientific-data>
- [33] Mike Stonebraker, Daniel J. Abadi, Adam Batkin, Xuedong Chen, Mitch Cherniack, Miguel Ferreira, Edmond Lau, Amerson Lin, Sam Madden, Elizabeth O’Neil, and others. 2005. C-Store: A Column-Oriented DBMS. In *Proceedings of the 31st International Conference on Very Large Data Bases*. VLDB Endowment, 553–564. <http://dl.acm.org/citation.cfm?id=1083658>
- [34] Arvind K. Sujeeth, Kevin J. Brown, Hyoukjoong Lee, Tiark Rompf, Hassan Chafi, Martin Odersky, and Kunle Olukotun. 2014. Delite: A Compiler Architecture for Performance-Oriented Embedded Domain-Specific Languages. *ACM Trans. Embed. Comput. Syst.* 13, 4s (April 2014), 134:1–134:25. <https://doi.org/10.1145/2584665>
- [35] Ruby Y. Tahboub, Grégory M. Essertel, and Tiark Rompf. 2018. How to Architect a Query Compiler, Revisited. In *Proceedings of the 2018 International Conference on Management of Data*. ACM, 307–322.
- [36] Zohreh Asgharzadeh Talebi, Rada Chirkova, Yahya Fathi, and Matthias Stallmann. 2008. Exact and Inexact Methods for Selecting Views and Indexes for OLAP Performance Improvement. In *Proceedings of the 11th International Conference on Extending Database Technology: Advances in Database Technology*. ACM, 311–322. <http://dl.acm.org/citation.cfm?id=1353383>
- [37] Kuat Yessenov, Ivan Kuraj, and Armando Solar-Lezama. 2017. Demo-Match: API Discovery from Demonstrations. In *PLDI*. ACM, Barcelona, Spain, 15. <https://doi.org/10.1145/3062341.3062386>

A Appendix

```
hash-idx(dedup(select([lp.id as lpk, lc.id as lck],
  join(lp.enter < lc.enter ∧ lc.enter < lp.exit, log as lp, log as lc))),
list(select([lp.enter, lc.enter],
  join(lp.enter < lc.enter ∧ lc.enter < lp.exit,
    filter(log.id = lpk, log) as lp,
    filter(log.id = lck, log) as lc)),
tuplecross([scalar(lp.enter), scalar(lc.enter)])),
(idp, idc))
```

Figure 10. Layout algebra program for the layout in Figure 3b.

```
select([lp.enter, lc.enter],
tuplecross([hash-idx(select([id as k], log),
  list(select([enter, exit],
    filter(k = id ∧ enter > exit, log)),
    tuplecross([scalar(enter), scalar(exit)])),
  idp) as lp,
filter(lc.id = idc,
  ordered-idx(select([enter as k], log),
    list(filter(log.enter = k, log),
      tuplecross([scalar(id), scalar(enter)])),
  lp.enter, lp.exit) as lc]))
```

Figure 11. Layout algebra program for the layout in Figure 4.