

Multi-Hot Compact Network Embedding

Chaozhuo Li¹, Senzhang Wang², Philip Yu^{4,5}, Zhoujun Li^{1*}

¹State Key Lab of Software Development Environment, Beihang University; ²College of Computer Science and Technology, Nanjing University of Aeronautics and Astronautics; ⁴Tsinghua University; ⁵Computer Science Department, University of Illinois at Chicago; {lichaozhuo,lizj}@buaa.edu.cn, szwang@nuaa.edu.cn, psyu@uic.edu

Abstract

Network embedding, as a promising way of the network representation learning, is capable of supporting various subsequent network mining and analysis tasks, and has attracted growing research interests recently. Traditional approaches assign each node with an independent continuous vector, which will cause huge memory overhead for large networks. In this paper we propose a novel multi-hot compact embedding strategy to effectively reduce memory cost by learning partially shared embeddings. The insight is that a node embedding vector is composed of several basis vectors, which can significantly reduce the number of continuous vectors while maintain similar data representation ability. Specifically, we propose a MCNE model to learn compact embeddings from pre-learned node features. A novel component named compressor is integrated into MCNE to tackle the challenge that popular back-propagation optimization cannot propagate through discrete samples. We further propose an end-to-end model MCNE_t to learn compact embeddings from the input network directly. Empirically, we evaluate the proposed models over three real network datasets, and the results demonstrate that our proposals can save about 90% of memory cost of network embeddings without significantly performance decline.

introduction

Nowadays, information networks are becoming ubiquitous in the real-world life, including social networks (Twitter, LinkedIn), paper citation networks (DBLP, Arxiv) and knowledge graphs (Freebase, Wikipedia). Mining valuable knowledge from these information networks is crucial to a variety of real applications in practice. A fundamental problem in network mining is learning a desirable representation vector for each node (Cao, Lu, and Xu 2015), which is called network embedding. The learned high-quality node representations are fundamental to perform many network mining tasks, such as node classification (Grover and Leskovec 2016), social recommendation (Hu et al. 2016) and link prediction (Perozzi, Al-Rfou, and Skiena 2014).

Most existing network embedding methods (Perozzi, Al-Rfou, and Skiena 2014; Tang et al. 2015;

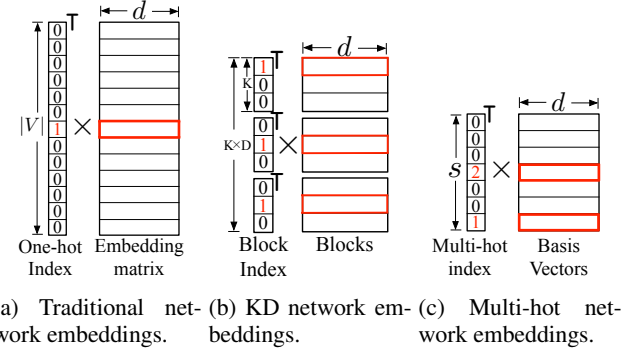


Figure 1: Comparison between three embedding strategies.

Grover and Leskovec 2016; Wang, Cui, and Zhu 2016; Yang et al. 2015) encapsulate the network into a continuous embedding matrix. However, as each node is assigned an independent embedding vector, the size of the embedding matrix can be huge. Given a network with $|V|$ nodes and the dimension d of the node embeddings, the learned embedding matrix will have $(|V| \times d)$ real-valued entries. When applied to downstream tasks, the entire embedding matrix needs to be loaded into the memory as the lookup table, which causes significant memory overhead. Even for a relatively small network with 100,000 nodes and $d = 500$ (a popular choice), the corresponding embedding matrix has 50 million entries, which will cost more than 1 GB memory. The high storage cost will be a key bottleneck to many memory sensitive applications, such as some mobile applications in the mobile platforms. Thus, it is vital to address the formidable challenge of the high storage cost of the network embeddings.

In this paper we study the novel problem of learning compact network embeddings which require much less memories while do not sacrifice the performance too much. The straight forward memory saving strategies include reducing the dimension d or representing nodes with discrete vectors instead of the continuous ones such as DNE (Shen et al. 2018). However, these strategies also seriously reduce the information preserving ability of the embeddings, which leads to the significant performance sacrifice. For example, when DNE is performed in the unsupervised sce-

*Zhoujun Li is the corresponding author of this paper.

nario, it can only achieve half as well as DeepWalk to classify nodes in Flickr and Youtube datasets (Shen et al. 2018).

Traditional network embedding strategy can be understood as the multiplication between the one-hot index vector and the embedding matrix as shown in Figure 1a. The major issue of one-hot index method is that each node needs to be represented as a unique id and an independent embedding vector, which may cause redundancy. For example if two nodes share a large portion of neighbors, their representations tend to be very similar and assigning two independent vectors for them will cause resource waste. One-hot index method needs $|V|$ continuous vectors to represent the network with $|V|$ nodes. Recently, Chen et al. (Chen, Min, and Sun 2018) proposed KD coding to reduce the memory cost of embeddings. As shown in Figure 1b, KD coding consists of D blocks and each block contains K basis vectors. For each node, KD coding firstly selects a basis vector from each block according to the block indexes, and then combines the selected D vectors as the final node representation. By sharing the basis vectors, KD coding can compose K^D different feature vectors. A comparatively very small K and D can compose into a large number of (larger than $|V|$) representation vectors. It shows that KD coding is able to significantly reduce the memory cost without much performance drop (Chen, Min, and Sun 2018). However, the introducing of blocks in KD coding limits its compression capacity because the blocks can affect the sharing rates of the basis vectors. Each component of the final representation is selected from K basis vectors in a block and has nothing to do with the rest $K \times (D-1)$ basis vectors in other blocks, which will cause resource waste. In addition, the blocks are latently defined and learned. It is difficult to clearly demonstrate the semantic meanings of different blocks.

Inspired by KD coding, in this paper we propose a multi-hot compact embedding strategy to further improve the compression rate. Our idea is shown in Figure 1c. Each node is represented by a s -dimensional multi-hot index vector, where the sum of non-zero elements is t . The representation vector of a node is composed by the selected t samples from s basis vectors according to the multi-hot index vector. By removing the blocks, the proposed strategy enables each component vector can be selected from all the basis vectors instead of the partial ones, which improves the sharing rate of basis vectors. Besides, each basis vector can be only selected at most once in KD coding, while our multi-hot strategy allows duplicate selection. A basis vector may be selected multiple times for a single node, which can better reflect the weights of its edges. If a node is connected by edges with large weights, it represents the node has stronger interests in some specific aspects, which can be latently preserved by selecting the related basis vectors multiple times. Given the same number of basis vectors for KD and the multi-hot strategy ($s = K \times D$ and $t = D$), the representation space of our multi-hot strategy is s^t , while the KD coding can only achieve $(\lfloor s/t \rfloor)^t$.

The proposed multi-hot strategy needs to learn the shared basis vectors and the multi-hot indexes for the input network, which is very challenging for the existing network embedding methods. On one hand, for the matrix factor-

ization based network embedding methods, it is difficult to formally define the multi-hot indexes as the subjections to guide the direction of matrix factorization process (Chen, Min, and Sun 2018). On the other hand, the multi-hot indexes are discrete parameters, and thus it is intractable to calculate their derivations for back-prorogation optimization process in existing neural network based network embedding methods (Jang, Gu, and Poole 2016).

We study the proposed multi-hot compact network embedding problem in the following two scenarios. First, considering a number of network embedding models are designed and trained for various types of networks, it is time and effort saving to directly convert the learned embedding matrix to the multi-hot compact embeddings. In this case, we propose a Multi-hot Compact Network Embedding (MCNE) model to learn compact representations from the pre-learned features. Specifically, MCNE is a deep auto-encoder based model integrated with a novel component named compressor. The compressor introduces the gumbel-softmax trick to back propagate the loss through the discrete neural nodes. Second, we further propose an end-to-end network embedding model $MCNE_t$ to learn compact embeddings from the original network structure. We conduct extensive experiments over three datasets on two tasks. Experimental results demonstrate that MCNE can save about 90% of memory cost without significantly performance decline.

We summarize our main contributions as follows.

- We study the novel problem of compact network embedding, and propose a multi-hot compact embedding strategy to achieve higher compression rate.
- We propose a novel deep model MCNE integrated with a carefully designed compressor to learn compact embeddings. The proposed model can be easily extended to the end-to-end compact network embedding.
- Extensively, we evaluate the proposed models on three datasets. The results show the superior performance of our proposals by the comprehensive comparison with state-of-the-art baseline methods.

Problem Definition

The input network is denoted as $G = \{V, T\}$, in which V is the node set, and $T \in \mathbb{R}^{|V| \times |V|}$ is the adjacency matrix. We formally define the studied problem as follows:

Definition 1 Multi-hot Compact Network Embedding. Given the input network G and the representation dimension d , we aim to learn a multi-hot index matrix $H \in \mathbb{N}^{|V| \times s}$ and a basis matrix $B \in \mathbb{R}^{s \times d}$. Each row in B is a shared basis vector. Each row $H_i \in \mathbb{N}^{1 \times s}$ in matrix H represents the multi-hot index vector of the node i , which is under the restriction of $\sum_{j=1}^s H_{ij} = t$. The final network embedding matrix $E \in \mathbb{R}^{|V| \times d}$ is composed by the multiplication between matrix H and B . \mathbb{R} is the set of real numbers and \mathbb{N} is the set of non-negative integers.

The restriction of matrix H ensures the embedding vector is composed by t basis vectors (duplicate selection is allowed).

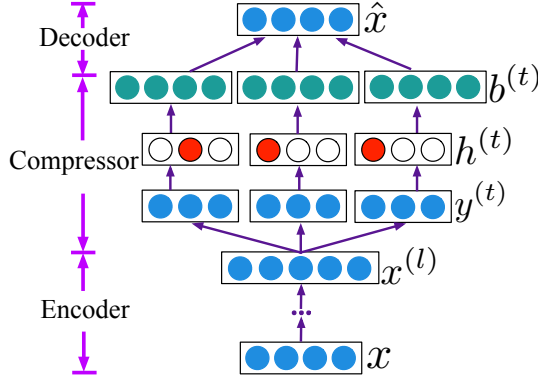


Figure 2: An illustration of the proposed MCNE model.

The learned embedding matrix E should satisfy that the feature vectors of topology similar nodes would be close to each other in the learned latent space.

Multi-hot Compact Network Embedding

In this section we first present the details of the MCNE model to learn compact embeddings from pre-learned features. Then we introduce the extension of MCNE to learn end-to-end compact embeddings.

Compact Embedding from Pre-learned Features

We first introduce how to learn the multi-hot compact embeddings from the pre-learned embedding matrix by previous methods such as DeepWalk. It is time and resource consuming to learn an embedding matrix for large networks. Thus under the scenario that the traditional embedding matrix is already learned, it is time efficient to learn the compact embeddings from the pre-learned embeddings directly rather than from the raw network.

Given the pre-learned embedding matrix $E_p \in \mathbb{R}^{|V| \times d}$, we aim to learn the multi-hot index matrix H and the shared basis matrix B by making the learned compact embeddings similar to the original embeddings. This task can be considered as the reconstruction of the original embeddings, which is the auto-encoder model thrives on. Hence we propose MCNE, an auto-encoder base deep model, to convert the original embeddings into the compact ones.

As shown in Figure 2, the proposed MCNE model has three major components: encoder, compressor and decoder. Given an original embedding vector $x \in \mathbb{R}^{1 \times d}$, MCNE will proceed the following steps.

Encoder Encoder transforms the input vector x to a latent vector $x^{(l)} \in \mathbb{R}^{1 \times d_l}$, in which l is the top layer index and d_l is the number of neural cells in layer l . Formally, given the input x , we perform the following calculations in encoder:

$$x^{(1)} = \phi(W^{(1)} \cdot x + b^{(1)}) \quad (1)$$

$$x^{(k)} = \phi(W^{(k)} \cdot x^{(k-1)} + b^{(k)}), k = 2, \dots, l \quad (2)$$

where $W^{(k)}$ is the weight matrix, $b^{(k)}$ is the bias vector and $x^{(k)}$ is the latent vector in layer k . ϕ is the activation func-

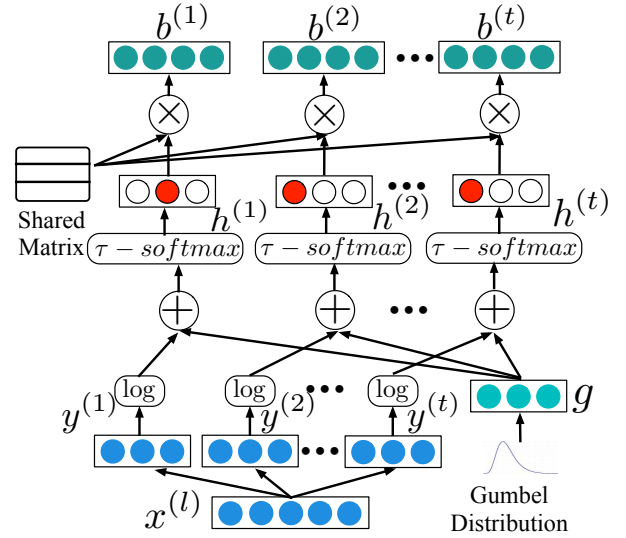


Figure 3: An illustration of the compressor.

tion to introduce the nonlinearity. Here we select \tanh as the activation function because it has stronger gradients and can avoid the bias in the gradients (LeCun et al. 2012).

Compressor Compressor learns the multi-hot index vector for the input x , and then selects basis vectors according to the learned index vector. The sum of elements in the learned multi-hot index vector is t , which represents the input x can be constructed by t basis vectors selected from all s candidates according to the multi-hot indexes. Instead of directly sampling the multi-hot vector, we sample t one-hot vectors and then combine them together. The two sampling strategies are equivalence when the duplicate sampling is allowed.

As shown in the bottom of Figure 3, given the output $x^{(l)}$ from the encoder, compressor converts it into t vectors $y^{(i)} \in \mathbb{R}^{1 \times s}, 1 \leq i \leq t$. This process contains two steps: first linearly transform the $x^{(l)}$ into a $s \times t$ vector, and then reshape the learned vector to a $\mathbb{R}^{s \times t}$ matrix. The i -th row of the learned matrix is $y^{(i)}$:

$$[y^{(1)}, y^{(2)}, \dots, y^{(t)}] = \phi(\gamma(W^{(c)} \cdot x^{(l)} + b^{(c)})) \quad (3)$$

in which γ is the reshape operation. We select the *softplus* function as the activation function ϕ to ensure the elements in $y^{(i)}$ are positive.

We view each $y^{(i)} \in \mathbb{R}^{1 \times s}$ as an independent categorical distribution, who has s categories and the probability of the category k is proportional to $y_k^{(i)}$: $\Pr(h^{(i)} = k) \propto y_k^{(i)}$. The sampled category k represents that the k -th basis vector is selected. In this way, each node has its unique t categorical distributions. Note that the linear transformation and the activation functions (\tanh and *softplus*) are all monotone functions, which ensure the vectors $y^{(i)}$ of similar nodes are also similar. Hence, similar nodes will share closer categorical distributions, leading to the similar index vectors.

We aim to sample a discrete parameter from each categorical distribution $y^{(i)}$ to form up the multi-hot index. For example, if the category 1 is sampled from $y^{(0)}$ and

the category 4 is sampled from $y^{(1)}$, the multi-hot index will be (1, 4) and the input will be constructed by the 1-st and 4-th basis vectors. To tackle the challenge that back-propagation optimization cannot propagate through discrete samples, we introduce the gumbel-softmax trick (Maddison, Mnih, and Teh 2016), which is a popular reparameterization technique to generate discrete samples by adding a stochastic noise from the standard gumbel distribution.

Gumbel-softmax first obtain a noise $g \in \mathbb{R}^{1 \times s}$ sampled from a standard gumbel distribution, and then add it with $y^{(k)}$ as $z = \log y^{(k)} + g$. We can prove $\arg \max_i (z_i)$ is equivalent to sampling a discrete sample from the categorical distribution $y^{(k)}$ as follows. Firstly we calculate the marginal probability when z_m is the largest entry in z :

$$\begin{aligned} \Pr(\max_{i \neq m} z_i < z_m) &= \prod_{i \neq m} \Pr(\log y_i^{(k)} + g_i < \log y_m^{(k)} + g_m) \\ &= \prod_{i \neq m} \Pr(g_i < \log y_m^{(k)} + g^t - \log y_i^{(k)}) \\ &= \prod_{i \neq m} e^{-e^{-(z_m - \log y_i^{(k)})}} \end{aligned}$$

Based on the marginal distribution over z_m , we need to integrate it out to find the overall probability:

$$\begin{aligned} \Pr(m = \arg \max_i (z_i)) &= \int e^{-(z_m - \log y_m^{(k)})} e^{-e^{-(z_m - \log y_m^{(k)})}} \prod_{i \neq m} e^{-e^{-(z_m - \log y_i^{(k)})}} dz_m \\ &= \frac{y_m^{(k)}}{\sum_{i=1}^s y_i^{(k)}} \end{aligned}$$

Hence, the distribution of the maximum element's position in the vector z is equivalence to the normalized categorical distribution $y^{(k)}$. However, $\arg \max$ operator is not differentiable, so we use the τ -softmax function (Jang, Gu, and Poole 2016) as a continuous approximation of $\arg \max$:

$$h_i^{(k)} = \frac{\exp((\log(y_i^{(k)}) + g^i)/\tau)}{\sum_{j=1}^s \exp((\log(y_j^{(k)}) + g^j)/\tau)}, \quad i = 1, \dots, s$$

where τ is a temperature parameter to control how closely the τ -softmax function approximates the $\arg \max$ operation. As $\tau \rightarrow 0$, the softmax becomes an $\arg \max$ and $h^{(k)}$ is sampled from the categorical distribution $y^{(k)}$. During training, we first let $\tau > 0$ to allow gradients past the neural cells, and then gradually reduce the temperature τ .

As shown in the bottom right corner of Figure 3, we first sample a noise g from a fixed standard gumbel distribution. The gumbel distribution can be achieved from a uniform distribution by inverse transform sampling (Vogel 2002):

$$g \sim -\log(-\log(\text{Uniform}(0, 1))) \quad (4)$$

Then we can get t approximate one-hot vectors $h^{(i)} \in \mathbb{R}^{1 \times s}$ by the following operation:

$$h^{(i)} = \tau - \text{softmax}(\log(y^{(i)}) + g), \quad i = 1, \dots, t \quad (5)$$

Then t basis vectors will be selected from s candidate basis vectors according to the sampled one-hot indexes:

$$b^{(i)} = h^{(i)} \times B \quad (6)$$

The shared matrix B contains s basis vectors with dimension of d , whose entries are randomly initialized parameters. The basis vectors will be updated in the model training step.

Decoder Given the the selected basis vectors $b^{(i)}$ from the compressor, decoder composes them into the reconstructed vector \hat{x} . We choose the plus operation to combine the selected basis vectors as the output vector:

$$\hat{x} = \sum_{i=1}^t h^{(i)} \quad (7)$$

When the learned compacting embeddings are utilized in other applications such as node classification, the selected basis vectors are also need to be combined as the node representation in the same way. Hence we select the simple but fast plus operator to ensure the efficiency.

Objective Function The objective of the MCNE is to make the composed vector \hat{x} similar to the original embedding x as much as possible. We choose to use the mean squared distance as the loss function:

$$\mathcal{L} = \frac{1}{|V|} \sum_{i=1}^{|V|} \|x_i - \hat{x}_i\|^2 \quad (8)$$

Model Export After the model training finished, we need to export the basis matrix and the multi-hot index vector of each node. The matrix B in the compressor is saved as the basis matrix. For each node, we can get its corresponding one-hot vectors $h^{(1)}, h^{(2)}, \dots, h^{(t)}$ from the compressor. For each vector $h^{(i)}$, we get the position of its maximum element as a single number: $\arg \max_k h_k^{(i)}$. After processing all the one-hot vectors, we can get t integer numbers in the range of $[1, s]$ as the multi-hot indexes of the input node.

End-to-end Compact Network Embedding

In this subsection we further investigate the multi-hot network embedding in the end-to-end scenario. Given a network G with the adjacency matrix $T \in \mathbb{R}^{|V| \times |V|}$, we propose the model MCNE_t to learn compact embeddings from the adjacency matrix directly.

We view this task as the reconstruction of the adjacency vector T_i of the node v_i . The framework of MCNE_t is similar to the MCNE model, but differs in two points. First, the input vector x is the adjacency vector instead of the pre-learned embedding vector. Second, the adjacency vector is highly sparse whose most entries are zero. The topology characteristics of a node are largely relied on its neighbors. Hence, paying more attention to the non-zero elements in the input adjacency vector can learn a better representation. Inspired by this, we add different weights for zero/non-zero elements in the mean square loss function:

$$\mathcal{L}_t = \frac{1}{|V|} \sum_{i=1}^{|V|} \|(\hat{x}_i - x_i) \odot w_i\|^2 \quad (9)$$

Table 1: Statistics of the three datasets (Avg_t denotes the average number of links per node).

Dataset	Nodes	Edges	Avg _t	Categories
BlogCatalog	10,312	333,983	32.39	39
Flickr	80,513	5,899,882	73.29	195
Youtube	1,138,499	2,990,443	2.63	47

We reinforce the influence of non-zero elements in the input adjacency vector by introducing the weight vector w_i , whose dimension is the same as x_i . If the j -th element x_{ij} of x_i is larger than 0, its corresponding reconstruction weight $w_{ij} = \beta$, where $\beta > 1$ is a constant hyper-parameter; otherwise $w_{ij} = 1$. This reconstruction loss function can fully preserve the guidance information denoted by the non-zero elements in the input vectors.

Experiments

In this section, we will evaluate the performance of the proposed models on three real network datasets through two tasks: multi-label node classification and link prediction. First we will introduce the details of the datasets and the baseline methods. Next we will show the performance of different embedding methods. Finally we will perform the qualitative analysis.

Datasets We utilize three publicly available datasets to evaluate the performance of different methods. Our datasets include BlogCatalog, Flickr and Youtube. Table 1 shows the statistics of the three datasets.

- **BlogCatalog** In the BlogCatalog website, bloggers submit blogs and specify the categories of these blogs. Blogger can follow other bloggers and form a social network. In this dataset, nodes are bloggers and labels represent their interest categories.
- **Flickr** Flickr is a popular website where users can upload and share photos. Besides, users can join several groups they are interested in. In this dataset, nodes are users and labels represent interest groups that users join in.
- **YouTube** YouTube is a popular video sharing website. Users can upload videos and follow other users with similar interests, which forms a social network. In this dataset, nodes are users and labels represent the interest groups.

Baseline Methods We introduce the following baselines to evaluate the compression ability of the proposed models:

- **DNE** (Shen et al. 2018) directly learn discrete embeddings from the input network structure by adding discrete subjections into the matrix factorization process.
- **KD** (Chen, Min, and Sun 2018) is the first work to learn compact embeddings from the pre-learned features, which is the strongest baseline for compressing embeddings.

We also introduce the following baselines to evaluate the quality of the learned embeddings:

- **DeepWalk** (Perozzi, Al-Rfou, and Skiena 2014) combines the random walks and skip-gram to learn network representations by exploiting the topology information.

- **LINE** (Tang et al. 2015) is also a topology based network embedding model with the first order and second order proximities preserved.
- **Node2Vec** (Grover and Leskovec 2016) is an extension of DeepWalk by adding the guided random walk to capture the diversity of connectivity patterns.

Parameter Settings The dimension of the node embeddings is set to 256. For DNE, the portion of the labeled nodes λ used in the embedding process is set to 0 as we aim to evaluate the structure preserving ability in an unsupervised manner. For DeepWalk, LINE and Node2Vec, we follow the parameter settings in the original papers and set the negative samples as 5, the total training samples as 10 billion and the initial learning rate as 0.025, window size as 10, walk length as 40 and walks per node as 40.

To ensure the fairness, we set the numbers of basis vectors in MCNE and KD are the same, which should satisfy $s = K \times D$ and $t = D$. For the BlogCatalog dataset, we set $s = 128$ and $t = 8$ (for KD $K = 16$ and $D = 8$). For the Flickr dataset, we set $s = 1024$ and $t = 32$ (for KD $K = 32$ and $D = 32$). For the Youtube dataset we set $s = 8192$ and $t = 32$ (for KD $K = 256$ and $D = 32$). The layer l in the encoder is set to 2 and the node count in the hidden layer is set to $s/2$. The learning rate is set to 0.001. The parameter τ in the compressor is initialized as 1 and will reduce by 0.1 after every 100 epochs. The minimum value of τ is set as 0.5. The β in Formula 9 is set to 2. The batch size is set to 128 and the number of epochs is set to 500. At the end of each epoch, we evaluate the loss on a small validation set. The parameters with the lowest validation loss are saved.

Evaluation methods To evaluate the quality of the learned embeddings, we use the embeddings as features to perform the tasks of multi-label node classification and link prediction. For multi-label node classification task, we use a one-vs-rest logistic regression classifier to predict the categories. We randomly select T_r portion of nodes as the training samples and the rest are the test samples. For BlogCatalog dataset, we set $T_r = 10\%$, and for other datasets we set $T_r = 1\%$. The Micro-F1 and Macro-F1 scores are used as the classification metrics. For link prediction, we randomly remove 30% of existing links from the input network. Then the node embeddings are learned based on the remained sub-network by various embedding methods. Node pairs in the removed edges are considered as the positive samples. Besides, we randomly sample an equal number of node pairs which are not connected as the negative samples. The similarity between two nodes in a sampled node pair is calculated according to their embeddings. We choose the Area Under Curve (AUC) score to measure the consistency between labels and the similarity scores. Both node classification and link prediction task are conducted five times and the average results are reported.

Compact Embedding from Pre-learned Features We first compare the performance of KD and MCNE in compressing pre-learned embeddings generated by DeepWalk. We set the numbers of basis vectors in MCNE and KD the same to ensure the same memory cost. The learned compact embeddings should be similar to the original features as much as

Table 2: Performance of the compact embeddings learned by KD and MCNE. The pre-learned features are generated by DeepWalk. The number in brackets is the compression rate.

	Dataset	DeepWalk	KD	MCNE
Node Classifi. (Micro-F1)	Blog.	0.351	0.315	0.344
	Flickr	0.324	0.262	0.319
	Youtube	0.379	0.307	0.368
Node Classifi. (Macro-F1)	Blog.	0.203	0.172	0.199
	Flickr	0.140	0.115	0.138
	Youtube	0.299	0.237	0.286
Link Prediction (AUC)	Blog.	0.742	0.693	0.729
	Flickr	0.628	0.543	0.619
	Youtube	0.454	0.391	0.439
# of parameters (M)	Blog.	2.65	0.12	0.12 (5%)
	Flickr	20.69	2.84	2.84 (14.7%)
	Youtube	291.45	38.53	38.53 (13.2%)
# of Bytes (M)	Blog.	40.40	1.44	1.44 (3%)
	Flickr	315.43	33.48	33.48 (10.6%)
	Youtube	4460.29	448.93	448.93 (10.1%)

possible, which means a good compression model should achieve comparable performance to the DeepWalk model.

As shown in Table 2, we report the performance achieved by the three methods on the node classification and link prediction tasks. We also show the number of parameters and the memory cost of different methods. For the traditional embeddings learned by DeepWalk, it contains $(|V| \times d + |V|)$ parameters. The first part is the size of the embedding matrix whose entries are float numbers, and the second part is the size of one-hot indexes which are integers. The embeddings of Youtube have 291.45 million parameters and cost more than 4GB memories.

The number of parameters in MCNE is $(s \times d + |V| \times t)$. The first part is the size of shared basis vectors whose entries are float numbers, and the second part is the size of multi-hot indexes which are integers. The number of parameters in KD is same to MCNE to ensure the fairness. From the results, one can clear see that MCNE outperforms KD in both datasets on both tasks and achieves similar performance compared with DeepWalk. This is because by removing the blocks, the representation ability of MCNE is further improved and thus can achieve better performance with same number of parameters. By utilizing the partially shared embeddings to reduce the number of continuous vectors, the parameter count and memory cost of MCNE is much less than DeepWalk. Compared to DeepWalk, MCNE achieves comparable performance but with only 10% parameters and saves about 90% memory cost on average, which demonstrates the superiority of the proposed model.

End-to-End Network Embedding Analysis Next we evaluate the performance of end-to-end network embeddings models including DNE, LINE, Node2Vec and the proposed $MCNE_t$. We ignore DeepWalk in this part as Node2Vec is its improved version. Table 3 shows the results of different methods along with their memory cost. Compared to traditional methods LINE and Node2Vec, DNE utilizes the dis-

Table 3: Results of the end-to-end network embedding models

	Dataset	DNE	LINE	Node2Vec	$MCNE_t$
Node classi. (Micro-F1)	Blog.	0.207	0.347	0.371	0.354
	Flickr	0.161	0.335	0.358	0.359
Node classi. (Macro-F1)	Blog.	0.114	0.187	0.224	0.209
	Flickr	0.102	0.151	0.162	0.168
Link Pred. (AUC)	Blog.	0.475	0.721	0.781	0.769
	Flickr	0.385	0.645	0.683	0.694
# of para. (M)	Blog.	2.65	2.65	2.65	0.12
	Flickr	20.69	20.69	20.69	2.84
# of Bytes (M)	Blog.	0.43	40.40	40.40	1.44
	Flickr	3.38	315.43	315.43	33.48

crete vectors to replace the continuous ones, and hence it has the same number of parameters with LINE and Node2Vec. The discrete entries can be represented by a bit (0 and 1), while the continuous numbers need 16 Bytes (128 bits) in Python scenario. Hence DNE has the minimum memory cost. However, DNE performs worst on node classification and link prediction, indicating the learned embedding quality is poor. This is reasonable as the discrete vectors cannot preserve as much information as the continuous ones. For example in a 2-dimensional space, discrete vectors can only represent points $((0,1),(0,0),(1,0),(1,1))$, while the continuous vectors can utilize the entire plane to represent the data.

Different from DNE reduces memory cost by learning discrete vectors, $MCNE_t$ aims to learn partially shared embeddings to reduce the number of continuous vectors, hence $MCNE_t$ has the minimal number of parameters. As the learned embeddings are still continuous vectors, $MCNE_t$ owns powerful representation capacity compared with DNE. By introducing the deep structure model with a strong feature learning ability, $MCNE_t$ outperforms LINE on both datasets with much less parameters and memory cost. Node2Vec beats $MCNE_t$ on BlogCatalog dataset while $MCNE_t$ performs better on Flickr. This is probably because Flickr is a more denser network, and the input adjacency vector has more non-zero elements, which will bring more guidance to facilitate the reconstruction task. Overall, compared to traditional methods, $MCNE_t$ can achieve comparable performance with only 10% parameters and memory cost under the scenario of end-to-end learning.

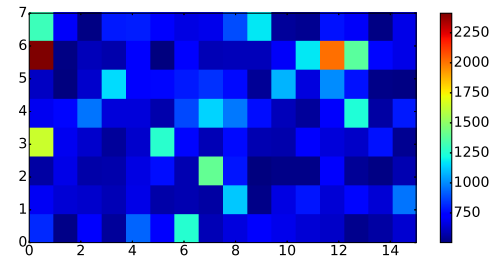


Figure 4: The utilization efficiency of the basis vectors.

Utilization Efficiency Analysis on Basis Vectors Here we

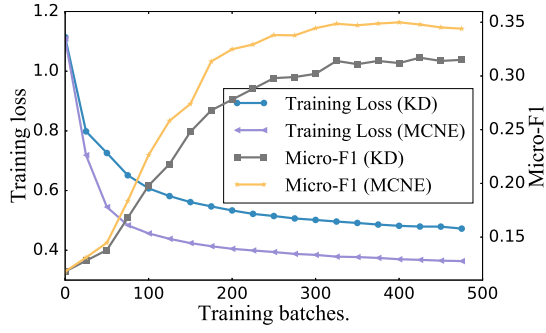


Figure 5: The training trajectory of KD and MCNE.

also analyze the utilization efficiency of basis vectors in $MCNE_t$ on the BlogCatalog dataset. In the ideal situation, all basis vectors should be fully utilized to convey a fraction of meaning. However, as the multi-hot index is latently defined and learned, it is possible that some basis vectors may never be used or only be used for very few times, which will cause the resource waste. We count the occurrence number of each basis vectors according to the learned multi-hot index vectors. Figure 4 shows the occurrence count of each basis vector. The brightness of the color in an area is proportion to the occurrence times of the corresponding basis vector. One can see that except for several regions with very bright colors, the colors of most other regions are similar, indicating a balanced distribution of the utilization of the basis vectors. It demonstrates that the proposed multi-hot strategy achieves a desirable utilization efficiency of basis vectors.

Learning Process Analysis Next we show the training trajectories of KD and MCNE on the BlogCatalog dataset. During the model training process, we save the parameters after every 25 epochs and finally we obtain 20 checkpoint models. We also record the training loss and the classification performance (Micro-F1) of each checkpoint model. The training loss represents the difference between the learned compact embeddings and the original ones. As shown in Figure 5, one can see the training loss decreases with the increase of the training batches and a smaller training loss results in a better classification performance. One can also see that compared to KD, the loss of MCNE is consistently smaller leading to a higher Micro-F1 score, which proves MCNE owns larger representation space and better feature learning ability.

Parameter Sensitive Finally we perform parameter sensitivity study of MCNE on the core parameters s and t , where s is the number of basis vectors, and t represents how many basis vectors will be selected to form the final node representation. Given t is set to 8 and 16, we increase s from 32 to 160, and then present the training losses and the cost memories with different parameter settings on the BlogCatalog dataset as shown in Figure 6. One can see the training loss decreases with the increase of s or t , which means the learned compact embeddings becoming more similar to the original ones. However, a larger s means more basis vectors, which will consume more memories and slow down the training speed. A larger t means the final representation is composed by more basis vectors, which needs more compu-

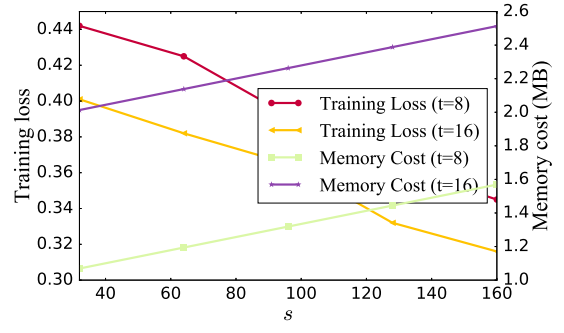


Figure 6: The parameter sensitivity study.

tation resources and leads to lower efficiency. Hence s and t should be carefully selected to trade off between the resource cost and the performance.

Related Work

Network embedding aims to learn distributed (dense, continuous and low-dimensional) quality representations for nodes in a network, which can reduce the noise or redundant information and preserve the intrinsic structure information. The earlier related works belong to the manifold learning area (Roweis and Saul 2000; Tenenbaum, De Silva, and Langford 2000; Belkin and Niyogi 2003; Li, Hastie, and Church 2006; Hu et al. 2016). They usually design an affinity matrix to represent the input network and then extract the eigenvectors as the learned node features using matrix factorization techniques. Recently proposed network embedding methods are mostly topology based models, which focus on a network with only topology information and aim to preserve the rich structural information into the learned node features (Perozzi, Al-Rfou, and Skiena 2014; Tang et al. 2015; Grover and Leskovec 2016; Wang et al. 2017c; Ribeiro, Saverese, and Figueiredo 2017). Recently deep learning based network embedding models are proposed to capture the highly nonlinear structural information of the networks (Wang, Cui, and Zhu 2016; Dai et al. 2017; Wang et al. 2017a). Besides the topology-only network embedding methods, some recent works (Yang et al. 2015; Tu et al. 2016; Li et al. 2017b; Li et al. 2017a; Li et al. 2017c; Huang, Li, and Hu 2017; Wang et al. 2017b) have attempted to incorporate the side information into embedding process, such as the node contents or labels in the information networks.

Although a lot of network embedding models has been proposed, they usually suffer from high memory cost. Recently few works has focused on reducing the memory cost of learned network embeddings. DNE (Shen et al. 2018) aims to learn discrete node representations by adding discrete subjections into the matrix factorization process, which suffers from undesirable embedding quality. KD (Chen, Min, and Sun 2018) is the first work to learn compact embeddings from the pre-learned features, whose performance is affected by the block strategy. Hence, we aim to propose a novel compact network embedding strategy to

achieve higher compression rate and generate quality node features.

Conclusion

In this paper, we propose a multi-hot compact network embedding strategy to learn memory-saving node representations. We treat each node representation as the combination of several basis vectors. By sharing basis vectors among different nodes, the proposed multi-hot strategy can reduce the number of continuous vectors. We further propose a deep auto-encoder based model MCNE to learn compact embeddings from pre-learned node features, and its extension MCNE_t to learn compact embeddings directly from the input network. Experimental results on three network datasets demonstrate the significant effectiveness of our proposals.

References

- [Belkin and Niyogi 2003] Belkin, M., and Niyogi, P. 2003. Laplacian eigenmaps for dimensionality reduction and data representation. *Neural computation* 15(6):1373–1396.
- [Cao, Lu, and Xu 2015] Cao, S.; Lu, W.; and Xu, Q. 2015. Grarep: Learning graph representations with global structural information. In *Proceedings of the 24th ACM International Conference on Information and Knowledge Management*, 891–900. ACM.
- [Chen, Min, and Sun 2018] Chen, T.; Min, M. R.; and Sun, Y. 2018. Learning k-way d-dimensional discrete codes for compact embedding representations. *arXiv preprint arXiv:1806.09464*.
- [Dai et al. 2017] Dai, Q.; Li, Q.; Tang, J.; and Wang, D. 2017. Adversarial network embedding. *arXiv preprint arXiv:1711.07838*.
- [Grover and Leskovec 2016] Grover, A., and Leskovec, J. 2016. node2vec: Scalable feature learning for networks. In *Proceedings of the 22nd ACM SIGKDD International Conference on Knowledge Discovery and Data Mining*, 855–864. ACM.
- [Hu et al. 2016] Hu, Q.; Xie, S.; Lin, S.; Wang, S.; and Philip, S. Y. 2016. Clustering embedded approaches for efficient information network inference. *Data Science and Engineering* 1(1):29–40.
- [Huang, Li, and Hu 2017] Huang, X.; Li, J.; and Hu, X. 2017. Label informed attributed network embedding. In *Proceedings of the Tenth ACM International Conference on Web Search and Data Mining*, 731–739. ACM.
- [Jang, Gu, and Poole 2016] Jang, E.; Gu, S.; and Poole, B. 2016. Categorical reparameterization with gumbel-softmax. *arXiv preprint arXiv:1611.01144*.
- [LeCun et al. 2012] LeCun, Y. A.; Bottou, L.; Orr, G. B.; and Müller, K.-R. 2012. Efficient backprop. In *Neural networks: Tricks of the trade*. Springer. 9–48.
- [Li et al. 2017a] Li, C.; Wang, S.; Yang, D.; Li, Z.; Yang, Y.; and Zhang, X. 2017a. Ppne: Property preserving network embedding. In *DASFAA*, 163–179. Springer.
- [Li et al. 2017b] Li, C.; Wang, S.; Yang, D.; Li, Z.; Yang, Y.; and Zhang, X. 2017b. Semi-supervised network embedding. In *DASFAA*, 131–147. Springer.
- [Li et al. 2017c] Li, H.; Wang, H.; Yang, Z.; and Odagaki, M. 2017c. Variation autoencoder based network representation learning for classification. In *Proceedings of ACL 2017, Student Research Workshop*, 56–61.
- [Li, Hastie, and Church 2006] Li, P.; Hastie, T. J.; and Church, K. W. 2006. Very sparse random projections. In *Proceedings of the 12th ACM SIGKDD international conference on Knowledge discovery and data mining*, 287–296. ACM.
- [Maddison, Mnih, and Teh 2016] Maddison, C. J.; Mnih, A.; and Teh, Y. W. 2016. The concrete distribution: A continuous relaxation of discrete random variables. *arXiv preprint arXiv:1611.00712*.
- [Perozzi, Al-Rfou, and Skiena 2014] Perozzi, B.; Al-Rfou, R.; and Skiena, S. 2014. Deepwalk: Online learning of social representations. In *Proceedings of the 20th ACM SIGKDD international conference on Knowledge discovery and data mining*, 701–710. ACM.
- [Ribeiro, Saverese, and Figueiredo 2017] Ribeiro, L. F.; Saverese, P. H.; and Figueiredo, D. R. 2017. struc2vec: Learning node representations from structural identity. In *Proceedings of the 23rd ACM SIGKDD International Conference on Knowledge Discovery and Data Mining*, 385–394. ACM.
- [Roweis and Saul 2000] Roweis, S. T., and Saul, L. K. 2000. Nonlinear dimensionality reduction by locally linear embedding. *science* 290(5500):2323–2326.
- [Shen et al. 2018] Shen, X.; Pan, S.; Liu, W.; Ong, Y.-S.; and Sun, Q.-S. 2018. Discrete network embedding. In *IJCAI*, 3549–3555.
- [Tang et al. 2015] Tang, J.; Qu, M.; Wang, M.; Zhang, M.; Yan, J.; and Mei, Q. 2015. Line: Large-scale information network embedding. In *Proceedings of the 24th International Conference on World Wide Web*, 1067–1077. ACM.
- [Tenenbaum, De Silva, and Langford 2000] Tenenbaum, J. B.; De Silva, V.; and Langford, J. C. 2000. A global geometric framework for nonlinear dimensionality reduction. *science* 290(5500):2319–2323.
- [Tu et al. 2016] Tu, C.; Zhang, W.; Liu, Z.; and Sun, M. 2016. Max-margin deepwalk: discriminative learning of network representation. In *Proceedings of the Twenty-Fifth International Joint Conference on Artificial Intelligence (IJCAI 2016)*, 3889–3895.
- [Vogel 2002] Vogel, C. R. 2002. *Computational methods for inverse problems*, volume 23. Siam.
- [Wang et al. 2017a] Wang, H.; Wang, J.; Wang, J.; Zhao, M.; Zhang, W.; Zhang, F.; Xie, X.; and Guo, M. 2017a. Graphgan: Graph representation learning with generative adversarial nets. *arXiv preprint arXiv:1711.08267*.
- [Wang et al. 2017b] Wang, S.; Tang, J.; Aggarwal, C.; Chang, Y.; and Liu, H. 2017b. Signed network embedding in social media. In *Proceedings of the 2017 SIAM international conference on data mining*, 327–335. SIAM.

- [Wang et al. 2017c] Wang, X.; Cui, P.; Wang, J.; Pei, J.; Zhu, W.; and Yang, S. 2017c. Community preserving network embedding. In *AAAI*, 203–209.
- [Wang, Cui, and Zhu 2016] Wang, D.; Cui, P.; and Zhu, W. 2016. Structural deep network embedding. In *Proceedings of the 22nd ACM SIGKDD International Conference on Knowledge Discovery and Data Mining*, 1225–1234. ACM.
- [Yang et al. 2015] Yang, C.; Liu, Z.; Zhao, D.; Sun, M.; and Chang, E. Y. 2015. Network representation learning with rich text information. In *Proceedings of the 24th International Joint Conference on Artificial Intelligence*, 2111–2117.