

Towards Better Human Robot Collaboration with Robust Plan Recognition and Trajectory Prediction

Yujiao Cheng, Liting Sun, and Masayoshi Tomizuka

Abstract—Human robot collaboration (HRC) is becoming increasingly important as the paradigm of manufacturing is shifting from mass production to mass customization. The introduction of HRC can significantly improve the flexibility and intelligence of automation. However, due to the stochastic and time-varying nature of human collaborators, it is challenging for the robot to efficiently and accurately identify the plan of human and respond in a safe manner. To address this challenge, we propose an integrated human robot collaboration framework in this paper which includes both plan recognition and trajectory prediction. Such a framework enables the robot to perceive, predict and adapt their actions to human’s plan and intelligently avoid collision with human based on the predicted human trajectory. Moreover, by explicitly leveraging the hierarchical relationship between the plan and trajectories, more robust plan recognition performance can be achieved. Experiments are conducted on an industrial robot to verify the proposed framework, which shows that our proposed framework can not only assure safe HRC, but also improve the time efficiency of the HRC team, and the plan recognition module is not sensitive to noises.

I. INTRODUCTION

As the emphasis of manufacturing is shifting from mass production to mass customization [1], the demands for flexible automation keep increasing. Human robot collaboration (HRC), as an effective and efficient way to enhance the flexibility, has attracted lots of attention both in industry and academia in the past decade. As shown in Fig. 1, the idea of HRC is to let robot work safely and collaboratively

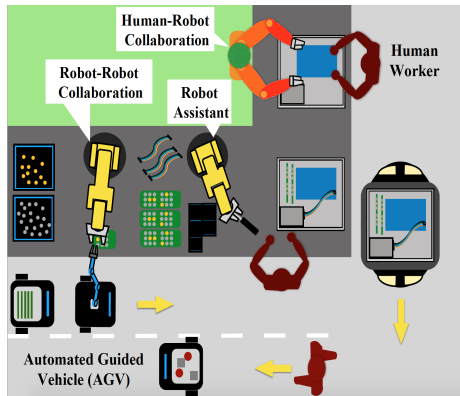


Fig. 1: Flexible production lines in the future, involving both human-robot co-operation and co-inhabitation.

Y. Cheng, L. Sun and M. Tomizuka are with the Department of Mechanical Engineering, University of California, Berkeley, CA 94720 USA (e-mails: {yujiaocheng, liting, tomizuka}@berkeley.edu).

with human in a shared space. To achieve this, it is required that the robot should be able to perceive, understand and anticipate the behaviors of the human workers, and adapt itself to collaborate with them in an intelligent manner [2].

Depending on the intelligence of collaborative robots (Co-Robots), the collaboration between human and robot can be categorized into three different levels: from 1) low-level collision avoidance, to 2) middle-level efficient cooperation with prediction and recognition for human’s trajectories, intentions and plans, to 3) high-level collaboration mode selection and task assignments. Many researches have been conducted for all these three levels. For example, for the first category, [3] [4] [5] regard human as a moving obstacle and design the robot to avoid collision with human. For the second category, Schrempf et al. [6] proposed to recognize the human intention with dynamic Bayesian networks (DBNs), and proactively use the recognized intention information in a planner to achieve better human robot interaction. Similarly, in [7], Devin et al. developed a framework based on the theory of mind to estimate the mental states of the human on the environments, the goals, the plans and the actions. The estimated mental states were then utilized to better execute human-robot shared plans. Huang et al. [8] proposed a robot system that monitors its user’s gaze, predicts his or her task intent based on observed gaze patterns, and performs anticipatory task actions according to its predictions. As for the research of the third category (high-level collaboration mode selection and task assignments), [9] [10] studied the task assignments in peer-to-peer human robot interaction where human and robot work as partners.

We focus on the middle level of HRC in this paper. To be more specific, we aim to improve the efficiency of human-robot collaboration while assuring safety via reliable plan recognition and trajectory prediction. To achieve this, an integrated HRC framework is proposed, which enables the robot to perceive the human’s actions, infer the human’s plans and adapt to the human’s actions to achieve efficient and safe collaboration. The proposed framework advantages HRC in three aspects. First, the robot is more responsive to the human’s plans, particularly when there might be change of plans in the human’s mind. By using our proposed plan recognition method, the robot can quickly recognize the human’s plan, and adapt its actions accordingly. Experimental results showed that the average task completion time is significantly reduced, i.e., more efficient HRC can be achieved. Second, our system is robust with respect to noises in the model inputs and errors in the intermediate steps. We combine a long short-term memory (LSTM) network

with algorithms based on Bayesian inference instead of completely relying on the output of the network. Moreover, a set of hierarchical relationships among trajectories, motions, actions, plans and tasks are explicitly defined and utilized in the plan recognition algorithm. This not only helps to improve the robustness of the algorithm, but also to reduce the dimension of the problem where the third advantage of our framework comes from. The proposed framework has good generalization ability with less data. All these advantages of the proposed framework have been verified via experiments on an industry assembly settings in Section VI.

The remainder of this paper is organized as follows. In section II, an integrated HRC framework is proposed. In section III, we present the detailed algorithm of the plan recognition part, followed by a description of a trajectory prediction method in section IV. Section V describes the mechanism of the planner. We show the experiments in section VI and conclude the paper in section VII.

II. AN INTEGRATED PLAN RECOGNITION AND TRAJECTORY PREDICTION FRAMEWORK

In this work, we focus on enabling better HRC systems via plan recognition and trajectory prediction. The terminologies we used in this paper are defined as follows:

- **Trajectory:** a time series of the joint positions of an agent (either a human or a robot) in Cartesian space. It represents the continuous movements of an agent.
- **Motion:** A discrete variable/label to represent different types/patterns of trajectories. For instance, typical motions in factory scenarios include “Fetching”, “Picking”, “Screwing” and “Taping”. Different trajectories can be generated to perform a same motion pattern.
- **Action:** A paired discrete variable/label including a motion pattern and the object to act on (the target object), i.e., $\text{action} = \{\text{motion}, \text{object}\}$. For example, we can define “action 1={Fetching, a screw driver}”, “action 2={Taping, a bunch of cables}” and so on.
- **Subtask:** A subtask is a minimum independent sequence of ordered actions. Its initial states and the goal states do not depend on other actions.
- **Plan:** A plan is comprised of a sequence of ordered subtasks. It represents the preferences to finish a task (defined below).
- **Task:** A task represents the work to be conducted by agents. It specifies the initial states, the goal states and the participants. A task can be decomposed into a set of subtasks and executed via a variety of plans.

Fig. 2 demonstrates the relationships among different terminologies. Take an assembly task in factory as an example. The task is to install a desktop. Suppose there are three subtasks in total: installing the CPU fan, installing the system fan and taping a bunch of cables. Six permutations of the subtasks result in six plans. Human will lead the team to execute one of the plans. Under the subtask of installing the CPU fan, human will do the action of “fetching the CPU fan”, “receiving the screwdriver” from robot (after

robot “fetching the screwdriver” to the prepare position) and “screwing the CPU fan”.

In HRC systems, human and robots collaborate to finish given tasks. However, as shown in the definitions of “Task” and “Plan”, for an arbitrary task, there might be a variety of plans to conduct it. Within each plan, there are infinite many (theoretically) trajectories to execute. Moreover, human plans are in nature time-inconsistent and stochastic, i.e., human might change plans in the middle of tasks, and different human collaborators might have different preferences over plans. Also, plan is not directly observable for the robot. The only observable variables of human are their trajectories, which means that the robot has to infer and reason about the probable plans by observing the trajectories of human. The diversity, un-observability, and time-varying characteristic of human plans create great challenges for the HRC systems. It requires the robot to 1) quickly and reliably recognize the plans of the human, and 2) responsively adapt its own behavior in a safe and predictive manner to assure efficient and seamless collaboration.

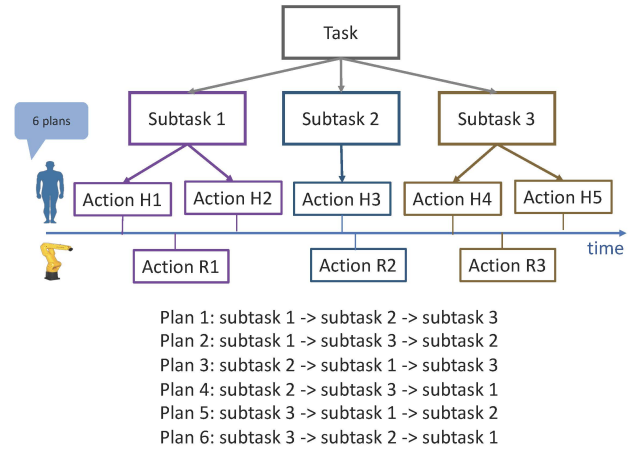


Fig. 2: A hierarchical and temporal decomposition of a task

To address these two challenges, we propose an integrated HRC framework, the architecture of which is shown in Fig. 3. It includes both offline database and online modules such as a perception module (sensors and perception algorithms), a plan recognition module, a trajectory prediction module, a planner, a motion control module and the actuators (the robot). The goal of each online module is given below.

Perception Module. Perception module takes visual information as inputs and outputs the 3D positions of objects as well as the 3D human poses. Many algorithms based on deep learning techniques can be utilized to achieve this. Since this module is not the focus of this paper, we omit the details here.

Plan Recognition Module. This module is a key module in our proposed framework. It aims to identify the plan executed by the human by observing the trajectories of their key joints. Given the defined hierarchical relationships, the *plan recognition module* includes the following 3 key steps: 1)

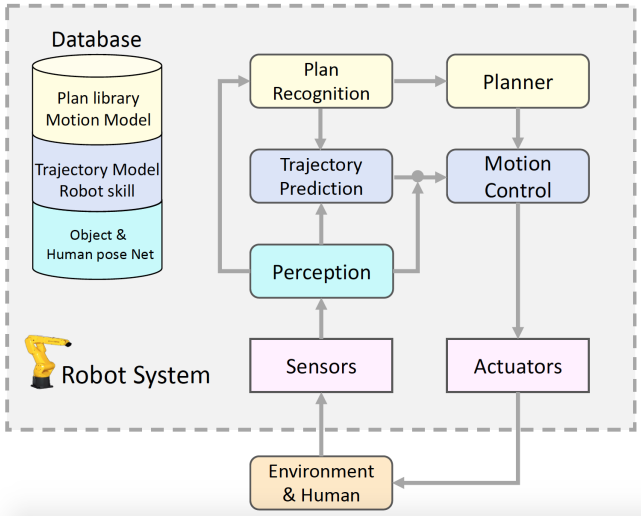


Fig. 3: The architecture of the proposed integrated HRC framework

identification of motion labels, 2) inference of target object, 3) inference of possible plans based on the sequence of actions obtained in step 1) and 2), and 4) posterior action estimate update based on plan information from step 3). The offline constructed database will be utilized in all four steps, and the detailed algorithms for each step are provided in later sections. The recognized plan will be sent to the planner module to let the robot adapt its behaviors.

Planner Module. The *planner* module assigns the next action (a motion-object pair) to the robot based on the recognized plan. The action command from the *planner* is sent to the *motion control* module.

Trajectory Prediction Module. This module aims to predict the future trajectories of the human. Instead of directly predicting the future trajectories based on only current and historical trajectories of human, we explicitly take advantage of the hierarchical relationships among plans, actions and trajectories. Therefore, we design the *trajectory prediction module* to leverage two inputs: 1) the human pose estimation from *perception module* and 2) the motion labels and plan recognition results from the *plan recognition module*. The introduction of the plan and motion information can help achieve better trajectory prediction results. Moreover, we also bring in online adaptation to address the challenges regarding the time-varying characteristic of human’s trajectories. Detailed algorithms and experimental results are provided in later sections.

Motion Control Module. The *motion control module* includes two controllers: an efficiency controller and a safety controller, as in [11]. The efficiency controller is a long term global controller to assure the efficiency of robot, and the safety controller is a short term local controller to guarantee real time safety under uncertainties.

III. THE PLAN RECOGNITION ALGORITHM

As discussed in Section II, to enable efficient and seamless human-robot collaboration, the robot needs to quickly and reliably recognize the plan executed by the human, and safely adapt its behaviors. However, the diversity of human plans for the same task, the time-inconsistent or time-varying characteristic of human, as well as the un-observability of plans have posed great challenges for accurate and timely plan recognition. To address these challenges, we propose a plan recognition algorithm based on both deep learning techniques and Bayesian inference. Moreover, we explicitly take advantage of the hierarchical relationships among ”trajectory”, ”action”, ”subtask” and ”plan”, and design the plan recognition into three mutually compensated steps so that better plan recognition can be achieved. As mentioned in Section II, the four steps of plan recognition are: motion classification, target object estimation, plan inference and posterior action estimation update.

The proposed plan recognition algorithm have advantages in two aspects. First, the dimension of action space is reduced via the hierarchical combination of motion and object. Notice that an action is defined as a pair of motion and object, and the set of candidate objects for different motions can be quite different. Hence, a hierarchical combination of motion classification and target object estimation can help significantly reduce the dimension of the classification problem compared to direct action classification. Second, more robust recognition performance can be achieved via the posterior update step of the action (step 4)) based on plan information. With this step, prior domain knowledge in regards to the relationships of plan and actions is fully utilized to help reduce the sensitivity of learning based methods to noises.

A. Motion Classification

Motion classification aims to categorize different motions given segments of trajectories of human’s key joints. Long-short-term-memory (LSTM) neural networks have been extensively proved to be an effective approach to model the dynamics and dependencies in sequential data [12]. Hence, we design an LSTM recurrent neural network for motion classification. The structure of the LSTM network is depicted in Fig. 4. The input data is human pose from the *Perception* module. To be more specific, in an assembly task, the input vector at time step k is $\mathbf{x}_k = \{\mathbf{w}_k, \mathbf{h}_k\}$, where \mathbf{w}_k is the wrist position in the world frame at time step k and \mathbf{h}_k are the velocities of selected key points on the human fingers. The output at time step k is a motion label $m_k \in \mathbb{N}$ with a categorical probability distribution $\mathbf{p}_k \in \mathbb{R}^{n_m}$ from softmax output, where $n_m \in \mathbb{N}$ is the number of motions.

The LSTM is offline-trained using the ”Motion Model” database in Fig. 3.

B. Target Object Estimation

Given the classified motion labels, we use Bayesian inference to update the beliefs on different target objects.

Let o_k be an object at time step k , \mathcal{O} be the object set, $m_{1:k}$ be the historical motion labels, and $h_{1:k}$ be the historical

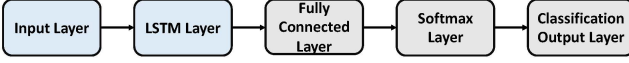


Fig. 4: Architecture of the motion classification network.

human poses. Then we need to obtain the robot’s beliefs on the object, i.e., a probability $P(o_k|h_{1:k}, m_{1:k})$. Applying the Markov assumption, the following equation holds:

$$P(o_k|h_{1:k}, m_{1:k}) \propto P(m_k|o_k, h_{k-1}, m_{k-1}) \cdot P(h_k|o_k, h_{k-1}, m_k) \sum_{o_{k-1} \in \mathcal{O}} P(o_k|h_{k-1}, m_{k-1}, o_{k-1}) \cdot P(o_{k-1}|h_{k-1}, m_{k-1})$$

We compute the $P(h_k|o_k, h_{k-1}, m_k)$ with an assumption that human is optimizing some value function as [13] suggests. Then a Boltzmann policy can be applied:

$$P(h_k|o_k, h_{k-1}, m_k) \propto \exp(\beta V_g(h_k))$$

where V_g is the value function. We model V_g for each action as a function of distance and velocity.

To compute $P(m_k|o_k, h_{k-1}, m_{k-1})$ and $P(o_k|h_{k-1}, m_{k-1}, o_{k-1})$, we impose conditional independence assumption of m_k and h_{k-1} given o_k and m_{k-1} , and conditional independence assumption of o_k and h_{k-1} given o_{k-1} and m_{k-1} . Then, with predefined or learned models of $P(m_k|m_{k-1}, o_{k-1})$ and $P(o_k|m_k, o_{k-1})$, $P(o_k|h_{1:k}, m_{1:k})$ can be updated iteratively.

C. Plan Inference

With results from motion classification and object estimation, we can uniquely determine a sequence of actions by observing the human trajectories. Note that a plan is a sequence of subtasks, and each subtask is represented by one or an ordered sequence of actions. Hence, a plan can be uniquely represented by a temporal sequence of actions. Therefore, we first build a plan library offline in the *Database* where each plan is represented by a reference sequence of actions. Then we utilize the reference sequences to online infer potential plans based on Bayes’ rule,

$$P(g|a_{1:k}) \propto P(a_{1:k}|g)P(g),$$

where $P(g)$ is a prior belief of plan g , and $P(g|a_{1:k})$ is a posterior belief based on the likelihood of observed action sequence $a_{1:k}$ given plan g . Similarly, with Boltzmann policy, the likelihood of the action trajectory can be defined as

$$P(a_{1:k}|g) \propto \exp(-d(a_{1:k}; g)),$$

where the function d is a distance function measuring the similarity between observed action sequence (A) and the reference action sequence (R) of the plan g in the *plan library* database. The larger the distance is, the less likely human is following the plan [14]. We adopt the open-end dynamic time warping (OE-DTW) algorithm [15] to calculate d . A brief review of the algorithm is as follows. Suppose that the total

number of actions is n_a for a task. A human plan is $\{\text{Action H1, Action H2, } \dots, \text{Action Hi, } \dots, \text{Action Hp}\}$, and we enforce that Action Hi should take at least t_i time steps. Then the reference action sequence is of length $n_r = \sum_{i=1}^p t_i$.

The OE-DTW distance between A and R is calculated via minimizing an optimal warping function, which is defined as the shortest distance among all the dynamic time warping (DTW) distance between A and multiple references R^j truncated from reference R at any point $j = 1 : n_r$.

$$D_{OE}(A, R) = \min_{j=1, \dots, n_r} D_{DTW}(A, R^j).$$

Here is a short introduction to DTW. Given a reference time series $R = (r_1, r_2, \dots, r_N)$ and a query sequence $A = (a_1, a_2, \dots, a_M)$, the indices of the two series will be mapped through ϕ_t and ψ_t , $t = 1, 2, \dots, T$, that satisfy the following constraints:

- Boundary condition: $\phi_1 = 1$, $\psi_1 = 1$ and $\phi_T = N$, $\psi_T = M$
- Monotonic conditions: $\phi_{t-1} \leq \phi_t$ and $\psi_{t-1} \leq \psi_t$
- Continuity conditions: $\phi_t - \phi_{t-1} \leq 1$, and $\psi_t - \psi_{t-1} \leq 1$
- Local slope constraints: certain step patterns are allowed [15].

The optimal $\hat{\Phi} = (\hat{\phi}_t, \hat{\psi}_t)$ minimize the distance between the two warped time series:

$$(\hat{\phi}_t, \hat{\psi}_t) = \arg \min_{\phi_t, \psi_t} \sum_{t=1}^T \frac{d(r_{\phi_t}, a_{\psi_t})m_{t, \Phi}}{\sum_t m_{t, \Phi}},$$

where $d(\cdot, \cdot)$ is any distance function and $m_{t, \Phi}$ is a local weighting coefficients. Therefore, dynamic time warping distance between A and R is

$$D_{DTW}(A, R) = \sum_{t=1}^T \frac{d(r_{\hat{\phi}_t}, a_{\hat{\psi}_t})m_{t, \Phi}}{\sum_t m_{t, \Phi}}.$$

D. Posterior Action Correction

After we get the most probable plan R^j , we correct the action label estimate a by retrieving the current action in the reference plan. This step is of key importance to reduce the sensitivity of the learning models to noises, so that the robustness of the plan recognition can be improved. The effectiveness of this step is verified in experiments.

IV. HUMAN TRAJECTORY PREDICTION

To avoid collisions between human and robot, the future human trajectory is required to be considered in the safety controller to generate the safety constraint. Nevertheless, human trajectory is inherently difficult to predict due to the nonlinearity and stochasticity in human behavior. In addition, individual differences are also prominent. Prediction models that work for one person may not be applicable to another. We introduce an adaptable neural network method to cope with this problem.

The transition model of human joint motion at time step k is formulated as

$$\mathbf{x}(k+1) = f^*(\mathbf{x}^*(k), m, g) + w_k, \quad (1)$$

where $\mathbf{x}(k+1)$ is a vector denoting human’s future M -step trajectory of the joint. $\mathbf{x}^*(k)$ denotes human’s past N -step trajectory of the joint. Horizon $M \in \mathbb{N}$ can be determined by cross validation and $M \in \mathbb{N}$ by experience. Motion label $m \in \mathbb{N}$ is obtained by motion classification in *Plan Recognition* module. g is the position vector of the target object. w_k is a zero-mean white Gaussian noise.

This model can be approximated by a feedforward neural network. The pre-trained neural network becomes an effective feature extractor if removed the last layer. Therefore, we adapt the weights of output layer of the neural network online, which fixes the weights of the remaining layers, hence fixing the extracted features. How we adapt the last layer is by using recursive least square parameter adaptation algorithm (RLS-PAA). By some derivation, uncertainty level can also be computed. The predicted trajectory and uncertainty level will then be sent safety controller to generate safety constraint.

A more in depth description of this approach to motion prediction can be found in [16].

V. PLANNER

The *Planner* uses information of human action and plan from the *Plan Recognition* module to obtain the current status of the task progress, and then decides on robot actions.

In terms of the plan probabilities from *Plan Recognition* module, we may encounter two cases. One case is that there is one plan with the probability prominently higher than the rest. This gives *Planner* a clear idea of what the plan the human is following. In this case, *Planner* will put all the upcoming robot actions of the plan in the *robot action queue* and let robot execute the actions in sequence. The other case is that there are two or more candidate plans that are almost equally likely. The *Planner* will make robot wait unless the next robot action for each candidate plan is the same, which will be put to the *robot action queue*.

The *Planner* should also be able to deal with the situation where the human collaborator changes plan. When this happens, the *Planner* should quickly recover from the current robot action, and responsively adjust its action and execute it.

VI. EXPERIMENTS

A. A Benchmark Human Robot Collaboration Scenario

We evaluate our proposed framework on a benchmark scenario in industrial assembly. In this benchmark scenario, the task of the HRC team is to assemble a desktop, as depicted in Fig. 5. This task can be decomposed into three un-ordered subtasks: installing a CPU fan, installing a system fan and taping a bunch of cables. Thus, a human worker has at most six different plans to finish the task. The robot is defined to assist the human worker by bringing necessary tools to human as he/she needs. For example, when the human is about to install the CPU fan, he/she will need screwdriver in the tool area, and the robot should be able to bring it to him/her in a timely and safe manner. When the human is taping the cables, the robot should know that the




Fig. 5: The Experiment Setup in the Benchmark Scenario.

human needs the scissors in the near future and bring it to the human. Once the task is completed, the robot will go the home position and wait for a new task.

B. Experiment Design

1) *Hypothesis*: We evaluate the effectiveness of the proposed plan recognition and trajectory prediction framework by verifying the following four Hypotheses.

- H1: The proposed framework assures safe HRC.
- H2: The proposed framework improves the efficiency of the HRC team.
- H3: The performance of the proposed framework is not sensitive to noises or errors caused by the motion classification step via LSTM.

2) *Experiment setup*: We test our system on an industrial robot FANUC LR Mate 200iD/7L. As shown in Fig. 5, the vision sensor we use is a Kinect V2 for windows, placed closed to the table on which robot and human do task together. Some necessary tools lie in the tool area and a CPU fan and a system fan are in the part area.

We invite 6 human subjects to conduct the experiments.

3) *Manipulated variables*: To evaluate the effectiveness of the proposed framework, we manipulated one controlled variable in our experiments: *plan recognition schemes*. We define "plan recognition = 0" as no plan recognition, "plan recognition = 1" as recognition via a human expert, and "plan recognition = 2" as recognition via the proposed algorithm in Section III. When "plan recognition = 0", the robot is completely reactive, meaning that it receives the information of the action of human after the completion of the action, and then it starts to help according to human’s need. When "plan recognition = 1", a human expert observes the human worker’s action and manually inputs that information to the robot once the expert recognizes the action and plan. When "plan recognition = 2", the proposed algorithm will




Fig. 6: Robot avoids collisions with human based on trajectory prediction

be running to let the robot automatically identify the human worker’ action and infer about the potential plan.

4) *Dependent measures:* To quantify the safety of the proposed framework, we measure the closest distance between a subject human worker and the robot during the entire task in each trial.

For efficiency, we use a timer to keep track of the task completion time. The Timer starts when a subject human worker starts to move, and ends when the task is finished.

To quantify the plan recognition performance, we calculate the plan recognition accuracy and delay percentage of the proposed algorithm compared to a human expert. The delay percentage is defined as the ratio between the delayed time period of plan recognition compared to a human expert and the duration of the action at which that the plan is recognized.

C. Results

a) *H1: The proposed framework assures safe HRC:* Through extensive experiments, the minimum distance between the human subjects and the robot for different plans of the task is greater than $30cm$, a threshold safety set specified in our system. Hence, it is verified that the proposed framework can guarantee the safety of HRC. An example visualized trajectory is shown in Fig. 6. More examples are provided in the supplementary video.

b) *H2: The proposed framework improves the efficiency of the HRC team:* The task completion times for different plan recognition schemes are recorded among trials with 6 human subjects. Results are shown in Fig. 8. It can be seen that without plan recognition (w/o PR), the average task completion time is longer. With our proposed plan recognition algorithm in Section III, the average task completion time

Subject	Motion Classification Accuracy (%)	Plan Accuracy (%)	Delay Percentage (%)
Subject 1	85.3	97.6	0.114
Subject 2	69.6	98.5	0.269
Subject 3	81.4	97.4	0.149
Subject 4	87.9	97.6	0.139
Subject 5	79.4	96.4	0.171
Subject 6	80.7	97.9	0.133

TABLE I: Quantitative experimental results

is reduced. Moreover, the proposed algorithm can achieve similar performance as a human expert in terms of efficiency.

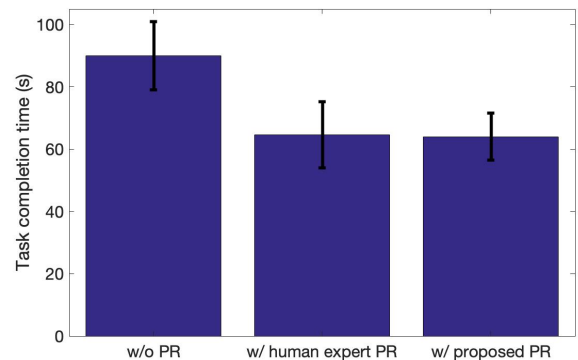


Fig. 7: Average completion times with different plan recognition schemes

c) *H3: The performance of the proposed framework is not sensitive to noises or errors caused by the motion classification step via LSTM:* This hypothesis can be proved via Table I. As shown in the table, although the motion classification accuracy is not very high for some subjects, the plan recognition accuracy is still very high. The same conclusion can also be drawn via results in Fig. 8. We can see that the plan recognition (PR) delay percentages remain low even though the motion classification accuracy is low in some trials.

VII. CONCLUSION

In this paper, we proposed an integrated framework for human robot collaboration, including both the plan recognition and trajectory prediction. By explicitly leveraging the hierarchical relationships among plans, actions and trajectories, we designed a data-efficient and robust plan recognition algorithm based on neural networks and Bayesian inference. Experiments with human in the loop were conducted focusing on an industrial assembly task. The results showed that with our proposed framework, the efficiency and safety of the human robot collaboration have been greatly improved. For efficiency, the average task completion time was significantly reduced, about the same level as an human expert. Moreover, the proposed plan recognition algorithm was robust and reliable. Correct plan recognition was achieved even when the action labels via neural networks are of low accuracy. For

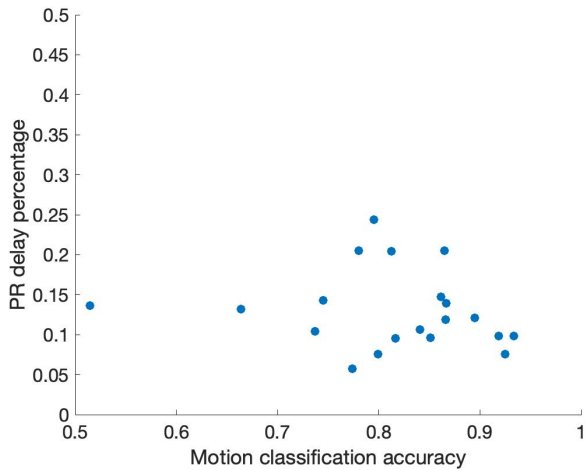


Fig. 8: Early plan recognition and motion classification. Plan recognition (PR) delay percentage is the ratio between delayed time compared with human expert to the duration of action at which the plan is recognized.

safety, the trajectory prediction module guaranteed the safety of human by keeping a safe distance between the human and the robot, which is also shown in our experiment video.

REFERENCES

- [1] B. J. Pine, *Mass customization: the new frontier in business competition*. Harvard Business Press, 1999.
- [2] C. Liu, J. B. Hamrick, J. F. Fisac, A. D. Dragan, J. K. Hedrick, S. S. Sastry, and T. L. Griffiths, "Goal inference improves objective and perceived performance in human-robot collaboration," in *Proceedings of the 2016 international conference on autonomous agents & multi-agent systems*. International Foundation for Autonomous Agents and Multiagent Systems, 2016, pp. 940–948.
- [3] F. Flacco, T. Krger, A. De Luca, and O. Khatib, "A depth space approach to human-robot collision avoidance," in *2012 IEEE International Conference on Robotics and Automation*. IEEE, 2012, pp. 338–345.
- [4] L. Balan and G. M. Bone, "Real-time 3d collision avoidance method for safe human and robot coexistence," in *2006 IEEE/RSJ International Conference on Intelligent Robots and Systems*. IEEE, 2006, pp. 276–282.
- [5] D. M. Ebert and D. D. Henrich, "Safe human-robot-cooperation: Image-based collision detection for industrial robots," in *IEEE/RSJ international conference on intelligent robots and systems*, vol. 2. IEEE, 2002, pp. 1826–1831.
- [6] O. C. Schrempf, U. D. Hanebeck, A. J. Schmid, and H. Worn, "A novel approach to proactive human-robot cooperation," in *Robot and Human Interactive Communication, 2005. ROMAN 2005. IEEE International Workshop on*. IEEE, 2005, pp. 555–560.
- [7] S. Devin and R. Alami, "An implemented theory of mind to improve human-robot shared plans execution," in *Human-Robot Interaction (HRI), 2016 11th ACM/IEEE International Conference on*. IEEE, 2016, pp. 319–326.
- [8] C.-M. Huang and B. Mutlu, "Anticipatory robot control for efficient human-robot collaboration," in *The Eleventh ACM/IEEE International Conference on Human Robot Interaction*. IEEE Press, 2016, pp. 83–90.
- [9] T. Fong, I. Nourbakhsh, C. Kunz, L. Fluckiger, J. Schreiner, R. Ambrose, R. Burridge, R. Simmons, L. Hiatt, A. Schultz *et al.*, "The peer-to-peer human-robot interaction project," in *Space 2005*, 2005, p. 6750.
- [10] S. Devin, A. Clodic, and R. Alami, "About decisions during human-robot shared plan achievement: Who should act and how?" in *International Conference on Social Robotics*. Springer, 2017, pp. 453–463.

- [11] C. Liu and M. Tomizuka, "Robot safe interaction system for intelligent industrial co-robots," *arXiv preprint arXiv:1808.03983*, 2018.
- [12] J. Liu, G. Wang, P. Hu, L.-Y. Duan, and A. C. Kot, "Global context-aware attention lstm networks for 3d action recognition," in *Proceedings of the IEEE Conference on Computer Vision and Pattern Recognition*, 2017, pp. 1647–1656.
- [13] C. L. Baker, R. Saxe, and J. B. Tenenbaum, "Action understanding as inverse planning," *Cognition*, vol. 113, no. 3, pp. 329–349, 2009.
- [14] J. N. Kapur and H. K. Kesavan, "Entropy optimization principles and their applications," in *Entropy and energy dissipation in water resources*. Springer, 1992, pp. 3–20.
- [15] P. Tormene, T. Giorgino, S. Quaglini, and M. Stefanelli, "Matching incomplete time series with dynamic time warping: an algorithm and an application to post-stroke rehabilitation," *Artificial intelligence in medicine*, vol. 45, no. 1, pp. 11–34, 2009.
- [16] Y. Cheng, W. Zhao, C. Liu, and M. Tomizuka, "Human motion prediction using adaptable neural networks," *arXiv preprint arXiv:1810.00781*, 2018.