
Optimistic Adaptive Acceleration for Optimization

Jun-Kun Wang
Xiaoyun Li
Ping Li

Department of Computer Science, Georgia Institute of Technology¹
Department of Statistics, Rutgers University²
Cognitive Computing Lab (CCL), Baidu Research³

Abstract

We¹ consider a new variant of AMSGRAD. AMS-Grad (Reddi et al., 2018) is a popular adaptive gradient based optimization algorithm that is widely used in training deep neural networks. Our new variant of the algorithm assumes that mini-batch gradients in consecutive iterations have some underlying structure, which makes the gradients sequentially predictable. By exploiting the predictability and some ideas from the field of OPTIMISTIC ONLINE LEARNING, the new algorithm can accelerate the convergence and enjoy a tighter regret bound. We conduct experiments on training various neural networks on several datasets to show that the proposed method speeds up the convergence in practice.

1. Introduction

Nowadays deep learning has been shown to be very effective in many tasks, from robotics (e.g. (Levine et al., 2017)), computer vision (e.g. (He et al., 2016; Goodfellow et al., 2014)), reinforcement learning (e.g. (Mnih et al., 2013)), to natural language processing (e.g. (Graves et al., 2013)). Typically, the model parameters of a state-of-the-art deep neural net is very high-dimensional and the required training data is also in huge size. Therefore, fast algorithms are necessary for training a deep neural net. To achieve this, there are number of algorithms proposed in recent years, such as AMSGRAD (Reddi et al., 2018), ADAM (Kingma & Ba, 2015), RMSPROP (Tieleman & Hinton, 2012), ADADELTA (Zeiler, 2012), and NADAM (Dozat, 2016), etc.

All the prevalent algorithms for training deep nets mentioned above combines two ideas: the idea of adaptivity in ADAGRAD (Duchi et al., 2011; McMahan & Streeter, 2010) and the idea of momentum as NESTEROV’S METHOD (Nesterov, 2004) or the HEAVY BALL method (Polyak, 1964). ADAGRAD is an online learning algorithm that works well

compared to the standard online gradient descent when the gradient is sparse. The update of ADAGRAD has a notable feature: the learning rate is different for different dimensions, depending on the magnitude of gradient in each dimension, which might help in exploiting the geometry of data and leading to a better update. On the other hand, NESTEROV’S METHOD or the Momentum Method (Polyak, 1964) is an accelerated optimization algorithm whose update not only depends on the current iterate and current gradient but also depends on the past gradients (i.e. momentum). State-of-the-art algorithms like AMSGRAD (Reddi et al., 2018) and ADAM (Kingma & Ba, 2015) leverage these two ideas to get fast training for neural nets.

In this paper, we propose an algorithm that goes further than the hybrid of the adaptivity and momentum approach. Our algorithm is inspired by OPTIMISTIC ONLINE LEARNING (Chiang et al., 2012; Rakhlin & Sridharan, 2013; Syrgkanis et al., 2015; Abernethy et al., 2018). OPTIMISTIC ONLINE LEARNING considers that a good guess of the loss function in each round of online learning is available and plays an action by exploiting the guess. By exploiting the guess, those algorithms in OPTIMISTIC ONLINE LEARNING can enjoy smaller regret than the ones without exploiting the guess. We combine the OPTIMISTIC ONLINE LEARNING idea with the adaptivity and the momentum ideas to design a new algorithm in training deep neural nets, which leads to OPTIMISTIC-AMSGRAD. We also provide theoretical analysis of OPTIMISTIC-AMSGRAD. The proposed OPTIMISTIC- algorithm not only adapts to the informative dimensions and exhibits momentum but also takes advantage of a good guess of the next gradient to facilitate acceleration. The empirical study on various network architectures including CNN’s and RNN’s shows that the proposed algorithm accelerates the training process.

2. Preliminaries

Both AMSGRAD (Reddi et al., 2018) and ADAM (Kingma & Ba, 2015) are actually ONLINE LEARNING algorithms. REGRET ANALYSIS was used to provide some theoretical guarantees of the algorithms. Since one can convert an

¹The work of Jun-Kun Wang and Xiaoyun Li was performed at Baidu Research as summer interns.

online learning algorithm to an offline optimization algorithm by online-to-batch conversion (Cesa-Bianchi et al., 2004), one can design an offline optimization algorithm by designing and analyzing its counterpart in online learning. Therefore, we would like to give a brief review of ONLINE LEARNING and OPTIMISTIC-ONLINE LEARNING.

Notation: We follow the notations in those adaptive optimization papers (Kingma & Ba, 2015; Reddi et al., 2018). For any vector $u, v \in \mathbb{R}^d$, u/v represents element-wise division, u^2 represents element-wise square, \sqrt{u} represents element-wise square-root.

2.1. Brief Review of Optimistic Online learning

The standard setup of ONLINE LEARNING is that, in each round t , an online learner selects an action $w_t \in \mathcal{K} \subseteq \mathbb{R}^d$, then the learner observes $\ell_t(\cdot)$ and suffers loss $\ell_t(w_t)$ after the learner commits the action. The goal of the learner is minimizing the regret, $\text{Regret}_T := \sum_{t=1}^T \ell_t(w_t) - \sum_{t=1}^T \ell_t(w^*)$, which is the cumulative loss of the learner minus the cumulative loss of some benchmark $w^* \in \mathcal{K}$.

In recent years, there is a branch of works in the paradigm of OPTIMISTIC ONLINE LEARNING (e.g. (Chiang et al., 2012; Rakhlin & Sridharan, 2013; Syrgkanis et al., 2015; Abernethy et al., 2018)). The idea of OPTIMISTIC ONLINE LEARNING is as follows. Suppose in each round t , the learner has a good guess $m_t(\cdot)$ of the loss function $\ell_t(\cdot)$ before playing an action w_t . Then, the learner should exploit the guess $m_t(\cdot)$ to choose an action w_t , as $m_t(\cdot)$ is close to the true loss function $\ell_t(\cdot)$.²

For example, (Syrgkanis et al., 2015) proposed an optimistic-variant of the so called FOLLOW-THE-REGULARIZED-LEADER (FTRL). The update rule of FTRL (see e.g. (Hazan, 2016)) is

$$w_t = \arg \min_{w \in \mathcal{K}} \langle w, L_{t-1} \rangle + \frac{1}{\eta} R(w), \quad (1)$$

where $R(\cdot)$ is a 1-strong convex function with respect to a norm ($\|\cdot\|$) on the constraint set \mathcal{K} , $L_{t-1} := \sum_{s=1}^{t-1} g_s$ is the cumulative sum of gradient vectors of the loss functions (i.e. $g_s := \nabla \ell_s(w_s)$) up to but not including t , and η is a parameter. The OPTIMISTIC-FTRL of (Syrgkanis et al., 2015) has update

$$w_t = \arg \min_{w \in \mathcal{K}} \langle w, L_{t-1} + m_t \rangle + \frac{1}{\eta} R(w), \quad (2)$$

where m_t is the learner's guess of the gradient vector $g_t := \nabla \ell_t(w_t)$. Under the assumption that loss functions are convex, the regret of OPTIMISTIC-FTRL satisfies $\text{Regret}_T \leq O(\sqrt{\sum_{t=1}^T \|g_t - m_t\|_*})$, which can be much

²Imagine that if the learner would had been known $\ell_t(\cdot)$ before committing its action, then it would exploit the knowledge to determine its action and minimizes the regret.

Algorithm 1 AMSGRAD (Reddi et al., 2018)

-
- 1: Required: parameter β_1, β_2 , and η_t .
 - 2: Init: $w_1 \in \mathcal{K} \subseteq \mathbb{R}^d$ and $v_0 = \epsilon \mathbf{1} \in \mathbb{R}^d$.
 - 3: **for** $t = 1$ to T **do**
 - 4: Get mini-batch stochastic gradient vector g_t at w_t .
 - 5: $\theta_t = \beta_1 \theta_{t-1} + (1 - \beta_1) g_t$.
 - 6: $v_t = \beta_2 v_{t-1} + (1 - \beta_2) g_t^2$.
 - 7: $\hat{v}_t = \max(\hat{v}_{t-1}, v_t)$.
 - 8: $w_{t+1} = w_t - \eta_t \frac{\theta_t}{\sqrt{\hat{v}_t}}$. (element-wise division)
 - 9: **end for**
-

smaller than $O(\sqrt{\sum_{t=1}^T \|g_t\|_*})$ of FTRL if m_t is close to g_t . Consequently, OPTIMISTIC-FTRL can achieve better performance than FTRL. On the other hand, if m_t is far from g_t , then the regret of OPTIMISTIC-FTRL would be a constant factor worse than that of FTRL without optimistic update. In the later section, we will provide a way to get m_t . Here, we just want to emphasize the importance of leveraging a good guess m_t for updating w_t to get a fast convergence rate (or equivalently, small regret). We also note that the works of OPTIMISTIC ONLINE LEARNING (Chiang et al., 2012; Rakhlin & Sridharan, 2013; Syrgkanis et al., 2015)) have shown that the OPTIMISTIC-algorithms accelerate the convergence of some zero-sum games.

2.2. ADAM and AMSGRAD

ADAM (Kingma & Ba, 2015) is a very popular algorithm for training deep nets. It combines the momentum idea (Polyak, 1964) with the idea of ADAGRAD (Duchi et al., 2011), which has individual learning rate for different dimensions. The learning rate of ADAGRAD in iteration t for a dimension j is proportional to the inverse of $\sqrt{\sum_{s=1}^t g_s[j]^2}$, where $g_s[j]$ is the j th element of the gradient vector g_s in time s . This adaptive learning rate may help for accelerating the convergence when the gradient vector is sparse (Duchi et al., 2011). However, when applying ADAGRAD to train deep nets, it is observed that the learning rate might decay too fast (Kingma & Ba, 2015). Therefore, (Kingma & Ba, 2015) proposes using a moving average of gradients (element-wise) divided by the square root of the second moment of the moving average to update model parameter w (i.e. line 5,6 and line 8 of Algorithm 1). Yet, ADAM (Kingma & Ba, 2015) fails at some online convex optimization problems. AMSGRAD (Reddi et al., 2018) fixes the issue. The algorithm of AMSGRAD is shown in Algorithm 1. The difference between ADAM and AMSGRAD lies on line 7 of Algorithm 1. ADAM does not have the max operation on line 7 (i.e. $\hat{v}_t = v_t$ for ADAM). (Reddi et al., 2018) adds the step to guarantee a non-increasing learning rate, $\frac{\eta_t}{\sqrt{\hat{v}_t}}$, which helps for the convergence (i.e. average regret $\frac{\text{Regret}_T}{T} \rightarrow 0$). For the parameters of AMSGRAD, it is suggested that $\beta_1 = 0.9$ and $\beta_2 = 0.99$.

3. OPTIMISTIC-AMSGRAD

We propose a new optimization algorithm, OPTIMISTIC-AMSGRAD, shown in Algorithm 2. In each iteration, the learner computes a gradient vector $g_t := \nabla \ell_t(w_t)$ at w_t (line 4), then it maintains exponential moving averages of $\theta_t \in \mathbb{R}^d$ (line 5) and $v_t \in \mathbb{R}^d$ (line 6), which is followed by the max operation to get $\hat{v}_t \in \mathbb{R}^d$ as that of (Reddi et al., 2018) on line 7. The learner also updates an auxiliary variable $w_{t+\frac{1}{2}} \in \mathcal{K}$ (line 8). It uses the auxiliary variable to update (and commit) w_{t+1} (line 9), which exploits the guess m_{t+1} of g_{t+1} to get w_{t+1} . As the learner's action set is $\mathcal{K} \subseteq \mathbb{R}^d$, we adopt the notation $\Pi_{\mathcal{K}}[\cdot]$ for the projection to \mathcal{K} if needed.

OPTIMISTIC-AMSGRAD inherits three properties:

- Adaptive learning rate of each dimension as ADAGRAD (Duchi et al., 2011). (line 6, line 8 and line 9)
- Exponentially moving average of the past gradients as NESTEROV'S METHOD (Nesterov, 2004) and the HEAVY-BALL method (Polyak, 1964). (line 5)
- Optimistic update that exploits a good guess of the next gradient vector as optimistic online learning algorithms (Chiang et al., 2012; Rakhlin & Sridharan, 2013; Syrgkanis et al., 2015). (line 9)

The first property helps for acceleration when the gradient has sparse structure. The second one is the well-recognized idea of momentum which can also help for acceleration. The last one, perhaps less known outside the ONLINE LEARNING community, can actually lead to acceleration when the prediction of the next gradient is good. This property will be elaborated in the following subsection where we provide the theoretical analysis of OPTIMISTIC-AMSGRAD.

Observe that the proposed algorithm does not reduce to AMSGRAD when $m_t = 0$. Furthermore, if $\mathcal{K} = \mathbb{R}^d$ (unconstrained case), one might want to combine line 8 and line 9 and get a single line as $w_{t+1} = w_{t-\frac{1}{2}} - \eta_t \frac{\theta_t}{\sqrt{\hat{v}_t}} - \eta_{t+1} \frac{h_{t+1}}{\sqrt{\hat{v}_t}}$. Based on this expression, we see that w_{t+1} is updated from $w_{t-\frac{1}{2}}$ instead of w_t . Therefore, while OPTIMISTIC-AMSGRAD looks like just doing an additional update compared to AMSGRAD, the difference of update is subtle. In the following analysis, we show that the interleaving actually leads to some cancellation in the regret bound.

3.1. Theoretical Analysis of OPTIMISTIC-AMSGRAD

We provide the regret analysis here. To begin with, let us introduce some notations first. We denote the Mahalanobis norm $\|\cdot\|_H = \sqrt{\langle \cdot, H \cdot \rangle}$ for some PSD matrix H . We let $\psi_t(x) := \langle x, \text{diag}\{\hat{v}_t\}^{1/2} x \rangle$ for a PSD matrix $H_t^{1/2} := \text{diag}\{\hat{v}_t\}^{1/2}$, where $\text{diag}\{\hat{v}_t\}$ represents the diagonal matrix whose i_{th} diagonal element is $\hat{v}_t[i]$ in Al-

Algorithm 2 OPTIMISTIC-AMSGRAD

```

1: Required: parameter  $\beta_1, \beta_2, \epsilon$ , and  $\eta_t$ .
2: Init:  $w_1 = w_{-1/2} \in \mathcal{K} \subseteq \mathbb{R}^d$  and  $v_0 = \epsilon \mathbf{1} \in \mathbb{R}^d$ .
3: for  $t = 1$  to  $T$  do
4:   Get mini-batch stochastic gradient vector  $g_t$  at  $w_t$ .
5:    $\theta_t = \beta_1 \theta_{t-1} + (1 - \beta_1) g_t$ .
6:    $v_t = \beta_2 v_{t-1} + (1 - \beta_2)(g_t - m_t)^2$ .
7:    $\hat{v}_t = \max(\hat{v}_{t-1}, v_t)$ .
8:    $w_{t+\frac{1}{2}} = \Pi_{\mathcal{K}}[w_{t-\frac{1}{2}} - \eta_t \frac{\theta_t}{\sqrt{\hat{v}_t}}]$ .
9:    $w_{t+1} = \Pi_{\mathcal{K}}[w_{t+\frac{1}{2}} - \eta_{t+1} \frac{h_{t+1}}{\sqrt{\hat{v}_t}}]$ ,
      where  $h_{t+1} := \beta_1 \theta_{t-1} + (1 - \beta_1) m_{t+1}$ 
      and  $m_{t+1}$  is the guess of  $g_{t+1}$ .
10: end for
    
```

gorithm 2. We define the the corresponding Mahalanobis norm $\|\cdot\|_{\psi_t} := \sqrt{\langle \cdot, \text{diag}\{\hat{v}_t\}^{1/2} \cdot \rangle}$, where we abuse the notation ψ_t to represent the PSD matrix $H_t^{1/2} := \text{diag}\{\hat{v}_t\}^{1/2}$. Consequently, $\psi_t(\cdot)$ is 1-strongly convex with respect to the norm $\|\cdot\|_{\psi_t} := \sqrt{\langle \cdot, \text{diag}\{\hat{v}_t\}^{1/2} \cdot \rangle}$. Namely, $\psi_t(\cdot)$ satisfies $\psi_t(u) \geq \psi_t(v) + \langle \psi_t(v), u - v \rangle + \frac{1}{2} \|u - v\|_{\psi_t}^2$ for any point u, v . We can also define the the corresponding dual norm $\|\cdot\|_{\psi_t^*} := \sqrt{\langle \cdot, \text{diag}\{\hat{v}_t\}^{-1/2} \cdot \rangle}$.

We prove the following result regarding to the regret in the convex loss setting. For simplicity, we analyze the case when $\beta_1 = 0$. One might extend our analysis to more general setting $\beta_1 = [0, 1]$.

Theorem 1. *Let $\beta_1 = 0$. Assume \mathcal{K} has bounded diameter D_∞ ³. Suppose the learner incurs a sequence of convex loss functions $\{\ell_t(\cdot)\}$. OPTIMISTIC-AMSGRAD (Algorithm 2) has regret*

$$\begin{aligned} \text{Regret}_T &:= \sum_{t=1}^T \ell_t(w_t) - \sum_{t=1}^T \ell_t(w^*) \\ &\leq \frac{1}{\eta_{\min}} D_\infty^2 \sum_{i=1}^d \hat{v}_T^{1/2}[i] \\ &\quad + \frac{B_{\psi_1}(w^*, w_{1/2})}{\eta_1} + \sum_{t=1}^T \frac{\eta_t}{2} \|g_t - m_t\|_{\psi_{t-1}^*}^2, \end{aligned} \quad (3)$$

where $g_t := \nabla \ell_t(w_t)$ and $\eta_{\min} := \min_t \eta_t$. The result holds for any benchmark $w^* \in \mathcal{K}$ and any step size sequence $\{\eta_t\}$.

Corollary 1. *Suppose that v_t is always monotone increasing (i.e. $\hat{v}_t = v_t, \forall t$). Then, $\text{Regret}_T \leq$*

$$\begin{aligned} &\frac{1}{\eta_{\min}} D_\infty^2 \sum_{i=1}^d \{(1 - \beta_2) \sum_{s=1}^T \beta_2^{T-s} (g_s[i] - m_s[i])^2\}^{1/2} \\ &\quad + \frac{B_{\psi_1}(w^*, w_{1/2})}{\eta_1} + \sum_{t=1}^T \frac{\eta_t}{2} \|g_t - m_t\|_{\psi_{t-1}^*}^2. \end{aligned} \quad (4)$$

³The boundedness assumption also appears in the previous works (Reddi et al., 2018; Kingma & Ba, 2015). It seems to be necessary in regret analysis. If the boundedness assumption is lifted, then one might construct a scenario such that the benchmark is $w^* = \infty$ and the learner's regret is infinite.

Here, we would like to compare the theoretical result (4) to some related works.⁴

• Comparison to (Reddi et al., 2018)

We should compare the bound with that of AMSGRAD (Reddi et al., 2018), which is

$$\begin{aligned} \text{Regret}_T &\leq \frac{\sqrt{T}}{2\eta(1-\beta_1)} D_\infty^2 \sum_{i=1}^d \hat{v}_T[i]^2 \\ &+ D_\infty^2 \sum_{t=1}^T \sum_{i=1}^d \frac{\beta_1 \hat{v}_t[i]^{1/2}}{2\eta_t(1-\beta_1)} \\ &+ \frac{\eta\sqrt{1+\log T}}{(1-\beta_1)^2(1-\gamma)\sqrt{1-\beta_2}} \sum_{i=1}^d \|g_{1:T}[i]\|_2, \end{aligned} \quad (5)$$

where the result was obtained by setting the step size $\eta_t = \eta/\sqrt{t}$. Notice that \hat{v}_t in (5) is the one in Algorithm 1 (AMSGRAD).

For fairness, let us set $\eta_t = \eta/\sqrt{t}$ in (4) (so that $\eta_1 = \eta$ and $\eta_{\min} = \eta/\sqrt{T}$) and $\beta_1 = 0$ in (5) so that the parameters have the same values. By comparing the first term on (4) and (5), we clearly see that if g_t and m_t are close, the first term in (4) would be smaller than $\frac{\sqrt{T}}{2\eta(1-\beta_1)} D_\infty^2 \sum_{i=1}^d \hat{v}_T[i]^2$ of (5). Now let us switch to the second term on (4) and (5), we see that $\frac{B_{\psi_1}(w^*, w_{1/2})}{\eta_1} \simeq D_\infty$ on (4), while 0 on (5). For the last term on (4), $\sum_{t=1}^T \frac{\eta_t}{2} \|g_t - m_t\|_{\psi_{t-1}^*}^2 = \sum_{t=1}^{T-1} \frac{\eta_t}{2} \|g_t - m_t\|_{\psi_{t-1}^*}^2 + \eta_T \sum_{i=1}^d \frac{(g_T[i] - m_T[i])^2}{\sqrt{v_{T-1}[i]}} \leq \sum_{t=1}^{T-1} \frac{\eta_t}{2} \|g_t - m_t\|_{\psi_{t-1}^*}^2 + \eta \sum_{i=1}^d \frac{(g_T[i] - m_T[i])^2}{\sqrt{T((1-\beta_2) \sum_{s=1}^{T-1} \beta_2^{T-1-s} (g_s[i] - m_s[i])^2)}} \leq \eta \sum_{i=1}^d \sum_{t=1}^T \frac{(g_t[i] - m_t[i])^2}{\sqrt{t((1-\beta_2) \sum_{s=1}^{t-1} \beta_2^{t-1-s} (g_s[i] - m_s[i])^2)}}.$

Now let us make a rough approximation such that $\sum_{s=1}^{t-1} \beta_2^{t-1-s} (g_s[i] - m_s[i])^2 \simeq (g_t[i] - m_t[i])^2$. Then, we can further get an upper-bound as $\frac{\eta}{\sqrt{1-\beta}} \sum_{i=1}^d \sum_{t=1}^T \frac{|g_t[i] - m_t[i]|}{\sqrt{t}} \leq \frac{\eta\sqrt{1+\log T}}{\sqrt{1-\beta}} \sum_{i=1}^d \|(g - m)_{1:T}[i]\|_2$, where the inequality is due to Cauchy-Schwarz. If g_t and m_t are sufficiently close, then the last term on (4) is smaller than that on (5). In total, as the second term on (4) (which is approximately D_∞) is likely to be dominated by the other terms, the proposed algorithm improves AMSGRAD when the good guess m_t is available.

• Comparison to some nonconvex optimization works

Recently, (Zaheer et al., 2018; Chen et al., 2019a; Ward et al., 2018; Zhou et al., 2018; Zou & Shen, 2018; Li & Orabona, 2018) provide some theoretical analysis of ADAM-type algorithms when applying them to smooth nonconvex optimization problems. For example, (Chen et al., 2019a) provide a bound, which is

⁴The following conclusion in general holds for (3), when v_t may not be monotone increasing. For brevity, we only consider the case that $\hat{v}_t = v_t$, as \hat{v}_T has a clean expression in this case.

$\min_{t \in [T]} \mathbb{E}[\|\nabla f(w_t)\|^2] = O(\log T/\sqrt{T})$. Yet, this data independent bound does not show any advantage over standard stochastic gradient descent. Similar concerns appear in other papers.

To get some adaptive data dependent bound (e.g. bounds like (4) or (5)) when applying OPTIMISTIC-AMSGRAD to nonconvex optimization, one can follow the approach of (Agarwal et al., 2018) or (Chen et al., 2019b). They provide ways to convert algorithms with adaptive data dependent regret bound for convex loss functions (e.g. ADAGRAD) to the ones that can find an approximate stationary point of non-convex loss functions. Their approaches are modular so that simply using OPTIMISTIC-AMSGRAD as the base algorithm in their methods will immediately lead to a variant of OPTIMISTIC-AMSGRAD that enjoys some guarantee on nonconvex optimization. The variant can outperform the ones instantiated by other ADAM-type algorithms when the gradient prediction m_t is close to g_t . We omit the details since this is a straightforward application.

• Comparison to (Mohri & Yang, 2016)

(Mohri & Yang, 2016) proposes AO-FTRL, which has the update of the form $w_{t+1} = \arg \min_{w \in \mathcal{K}} (\sum_{s=1}^t g_s)^\top w + m_{t+1}^\top w + r_{0:t}(w)$, where $r_{0:t}(\cdot)$ is a 1-strongly convex loss function with respect to some norm $\|\cdot\|_{(t)}$ that may be different for different iteration t . Data dependent regret bound was provided in the paper, which is $r_{0:T}(w^*) + \sum_{t=1}^T \|g_t - m_t\|_{(t)*}$ for any benchmark $w^* \in \mathcal{K}$. We see that if one selects $r_{0:t}(w) := \langle w, \text{diag}\{\hat{v}_t\}^{1/2} w \rangle$ and $\|\cdot\|_{(t)} := \sqrt{\langle \cdot, \text{diag}\{\hat{v}_t\}^{1/2} \cdot \rangle}$, then the update might be viewed as an optimistic variant of ADAGRAD. However, the observation was not stated and no experiments was provided in the paper.

4. Predicting m_t

From the analysis in the previous section, we know that the faster convergence of OPTIMISTIC-AMSGRAD depends on how m_t is chosen. In OPTIMISTIC-ONLINE LEARNING literature, m_t is usually set to $m_t = g_{t-1}$, which means that it uses the previous gradient as a guess of the next one. The choice can accelerate the convergence to equilibrium in some two-player zero-sum games (Rakhlin & Sridharan, 2013; Syrgkanis et al., 2015; Daskalakis et al., 2018), in which each player uses an optimistic online learning algorithm against its opponent.

However, this paper is about solving optimization problems instead of solving zero-sum games. We propose to use the extrapolation algorithm of (Scieur et al., 2016). Extrapolation studies estimating the limit of sequence using the last few iterates (Brezinski & Zaglia, 2013). Some classical works include Anderson acceleration (Walker & Ni., 2011),

minimal polynomial extrapolation (Cabay & Jackson, 1976), reduced rank extrapolation (Eddy, 1979). These method typically assumes that the sequence $\{x_t\} \in \mathbb{R}^d$ has a linear relation

$$x_t = A(x_{t-1} - x^*) + x^*, \quad (6)$$

and $A \in \mathbb{R}^{d \times d}$ is an unknown not necessarily symmetric matrix. The goal is to find the fixed point of x^* .

Scieur et al. (2016) relaxes the assumption to certain degrees. It assumes that the sequence $\{x_t\} \in \mathbb{R}^d$ satisfies

$$x_t - x^* = A(x_{t-1} - x^*) + e_t, \quad (7)$$

where e_t is a second order term satisfying $\|e_t\|_2 = O(\|x_{t-1} - x^*\|_2^2)$ and $A \in \mathbb{R}^{d \times d}$ is an unknown matrix. The algorithm is shown in Algorithm 3. Some theoretical guarantees regarding the distance between the output and x^* is provided in (Scieur et al., 2016).

Algorithm 3 REGULARIZED APPROXIMATE MINIMAL POLYNOMIAL EXTRAPOLATION (RMPE) (Scieur et al., 2016)

- 1: **Input:** sequence $\{x_s \in \mathbb{R}^d\}_{s=0}^{s=r}$, parameter $\lambda > 0$.
- 2: Compute matrix $U = [x_1 - x_0, \dots, x_r - x_{r-1}] \in \mathbb{R}^{d \times r}$.
- 3: Obtain z by solving $(U^\top U + \lambda I)z = \mathbf{1}$.
- 4: Get $c = z/(z^\top \mathbf{1})$.
- 5: **Output:** $\sum_{i=0}^{r-1} c_i x_i$, the approximation of the fixed point x^* .

For OPTIMISTIC-AMSGRAD, we use Algorithm 3 to get m_t . Specifically, m_t is obtained by

- Call Algorithm 3 with input being a sequence of some past $r + 1$ gradients, $\{g_t, g_{t-1}, g_{t-2}, \dots, g_{t-r}\}$, where r is a parameter.
- Set $m_t := \sum_{i=0}^{r-1} c_i g_{t-r+i}$ from the output of Algorithm 3.

To see why the output from the extrapolation method may be a reasonable estimation, assume that the update converges to a stationary point (i.e. $g^* := \nabla f(w^*) = 0$ for the underlying function f). Then, we might rewrite (7) as

$$g_t = A g_{t-1} + O(\|g_{t-1}\|_2^2) u_{t-1}, \quad (8)$$

for some vector u_{t-1} with a unit norm. The equation suggests that the next gradient vector g_t is a linear transform of g_{t-1} plus an error vector, whose length is $O(\|g_{t-1}\|_2^2)$, that may not be in the span of A . If the algorithm is guaranteed to converge to a stationary point, then the magnitude of the error component eventually goes towards zero.

We remark that the choice of algorithm for gradient prediction is surely not unique. We propose to use a relatively recent result among various related works. Indeed, one can use any method that can provide reasonable guess of gradient in next iteration.

4.1. Two Illustrative Examples

We provide two toy examples to demonstrate how the extrapolation method works. First, consider minimizing a quadratic function $H(w) := \frac{b}{2} w^2$ with vanilla gradient descent method $w_{t+1} = w_t - \eta_t \nabla H(w_t)$. The gradient $g_t := \nabla H(w_t)$ has a recursive description as $g_{t+1} = b w_{t+1} = b(w_t - \eta_t g_t) = g_t - b \eta_t g_t$. So, the update can be written in the form of (8) with $A = (1 - b \eta)$ and $u_{t-1} = 0$, by setting $\eta_t = \eta$ (constant step size). Therefore, the extrapolation method should predict well.

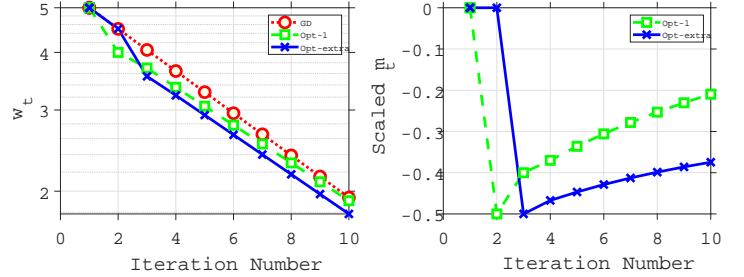


Figure 1. Left: the iterate w_t (the closer to 0 the better). Right: a scaled and clipped version of m_t : $w_t - w_{t-1/2}$, which measures how the prediction of m_t drives the update towards the optimal point. In this scenario, the more negative the better.

Specifically, consider optimizing $H(w) := w^2/2$ by the following three algorithms with the same step size. One is Gradient Descent (GD): $w_{t+1} = w_t - \eta_t g_t$, while the other two are OPTIMISTIC-AMSGRAD with $\beta_1 = 0$ and the second moment term \hat{v}_t being dropped: $w_{t+\frac{1}{2}} = \Pi_{\mathcal{K}}[w_{t-\frac{1}{2}} - \eta_t g_t]$, $w_{t+1} = \Pi_{\mathcal{K}}[w_{t+\frac{1}{2}} - \eta_{t+1} m_{t+1}]$. We denote the algorithm that sets $m_{t+1} = g_t$ as Opt-1, and denote the algorithm that uses the extrapolation method to get m_{t+1} as Opt-extra. We let $\eta_t = 0.1$ and the initial point $w_0 = 5$ for all the three methods. The simulation result is provided in Figure 1. The left panel plots update w_t over iteration, where the updates should go towards the optimal point 0. On the right is a scaled and clipped version of m_t , defined as $w_t - w_{t-1/2}$, which can be viewed as $-\eta_t m_t$ if the projection (if existed) is lifted. The left sub-figure shows that Opt-extra converges faster than the other methods. Furthermore, the right sub-figure shows that the prediction by the extrapolation method is better than the prediction by simply using the previous gradient. It shows that $-m_t$ from both methods all point to 0 in all iterations and the magnitude is larger for the one produced by the extrapolation method after iteration 2.⁵

Now let us consider another problem: an online learning problem proposed in (Reddi et al., 2018)⁶. Assume the learner's decision space is $\mathcal{K} = [-1, 1]$, and the loss func-

⁵ The extrapolation method needs at least two gradient to output the prediction. This is way in the first two iterations, m_t is 0.

⁶ Reddi et al. (2018) uses this example to show that ADAM (Kingma & Ba, 2015) fails to converge.

tion is $\ell_t(w) = 3w$ if $t \bmod 3 = 1$, and $\ell_t(w) = -w$ otherwise. The optimal point to minimize the cumulative loss is $w^* = -1$. We let $\eta_t = 0.1/\sqrt{t}$ and the initial point $w_0 = 1$ for all the three methods. The parameter λ of the extrapolation method is set to $\lambda = 10^{-3} > 0$.

The result is provided in Figure 2. Again, the left sub-figure shows that Opt-extra converges faster than the other methods while Opt-1 is not better than GD. The reason is that the gradient changes from -1 to 3 at $t \bmod 3 = 1$ and it changes from 3 to -1 at $t \bmod 3 = 2$. Consequently, using the current gradient as the guess for the next clearly is not a good choice, since the next gradient is in the opposite direction of the current one. The right sub-figure shows that $-m_t$ by the extrapolation method always points to $w^* = -1$, while the one by using the previous negative direction points to the opposite direction two thirds of rounds. On the other hand, the extrapolation method is much less affected by the gradient oscillation and always makes the gradient prediction in the right direction, as it is able to capture the aggregate effect.

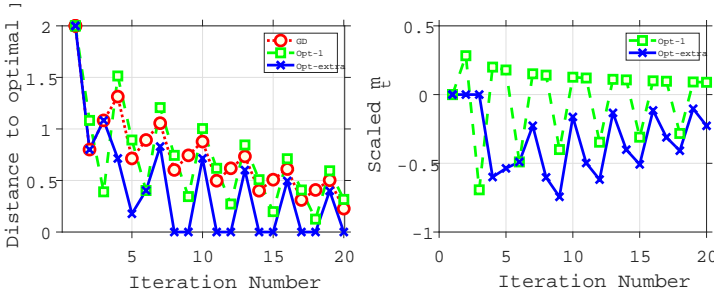


Figure 2. Left: distance to the optimal point -1 . The smaller the better. Right: a scaled and clipped version of m_t : $w_t - w_{t-1/2}$, which measures how the prediction of m_t drives the update towards the optimal point. In this scenario, the more negative the better.

4.2. Comparison to OPTIMISTIC-ADAM of (Daskalakis et al., 2018)

Algorithm 4 OPTIMISTIC-ADAM (Daskalakis et al., 2018)

- 1: Required: parameter β_1, β_2 , and η_t .
- 2: Init: $w_1 \in \mathcal{K}$.
- 3: **for** $t = 1$ to T **do**
- 4: Get mini-batch stochastic gradient vector $g_t \in \mathbb{R}^d$ at w_t .
- 5: $\theta_t = \beta_1 \theta_{t-1} + (1 - \beta_1) g_t$.
- 6: $v_t = \beta_2 v_{t-1} + (1 - \beta_2) g_t^2$.
- 7: $w_{t+1} = \Pi_{\mathcal{K}}[w_t - 2\eta_t \frac{\theta_t}{\sqrt{v_t}} + \eta_t \frac{\theta_{t-1}}{\sqrt{v_{t-1}}}]$.
- 8: **end for**

We are aware that (Daskalakis et al., 2018) proposed one version of optimistic algorithm for ADAM, which is called OPTIMISTIC-ADAM in their paper. We want to emphasize that the goals are different. OPTIMISTIC-ADAM in their

paper is designed to optimize two-player games (e.g. GANs (Goodfellow et al., 2014)), while the proposed algorithm in this paper is designed to accelerate optimization (e.g. solving empirical risk minimization quickly). (Daskalakis et al., 2018) focuses on training GANs (Goodfellow et al., 2014). GANs is a two-player zero-sum game. There have been some related works in OPTIMISTIC ONLINE LEARNING like (Chiang et al., 2012; Rakhlin & Sridharan, 2013; Syrgkanis et al., 2015)) showing that if both players use some kinds of OPTIMISTIC-update, then accelerating the convergence to the equilibrium of the game is possible. (Daskalakis et al., 2018) was inspired by these related works and showed that OPTIMISTIC-MIRROR-DESCENT can avoid the cycle behavior in a bilinear zero-sum game, which accelerates the convergence. Furthermore, (Daskalakis et al., 2018) did not provide theoretical analysis of OPTIMISTIC-ADAM while we give some analysis for the proposed algorithm.

For comparison, we replicate OPTIMISTIC-ADAM in Algorithm 4. OPTIMISTIC-ADAM in Algorithm 4 uses the previous gradient as the guess of the next gradient. Yet, the update cannot be written into the same form as our OPTIMISTIC-AMSGRAD (and vice versa). OPTIMISTIC-AMSGRAD (Algorithm 2) actually uses two interleaving sequences of updates $\{w_t\}_{t=1}^T, \{w_{t-\frac{1}{2}}\}_{t=1}^T$. The design and motivation of both algorithms are different.

5. Experiments

To demonstrate the effectiveness of our proposed method, we evaluate its performance with various neural network architectures, including fully-connected neural networks, convolutional neural networks (CNN's), recurrent neural networks (RNN's) and deep residual networks (ResNet's). The results confirm that OPTIMISTIC-AMSGRAD accelerates the convergence of AMSGRAD.

Setup. Following (Reddi et al., 2018), for AMSGRAD algorithm, we set the parameter β_1 and β_2 , respectively, to be 0.9 and 0.999. We tune the learning rate η over parameter set $\{0.0001, 0.0003, 0.0005, 0.001, 0.003, 0.005, 0.01, 0.05\}$ and report the results under best-tuned parameter setting. For OPTIMISTIC-AMSGRAD, we use the same β_1, β_2 and learning rate η as those for AMSGRAD, for a direct evaluation of the improvement due to the optimistic step. We also consider another baseline: OPTIMISTIC-ADAM+ \hat{v}_t , which is OPTIMISTIC-ADAM of (Daskalakis et al., 2018) (shown on Algorithm 4) with the additional max operation $\hat{v}_t = \max(\hat{v}_{t-1}, v_t)$ to guarantees that the weighted second moment is non-decreasing. This step is included for fair comparison. We report the best result achieved by the tuned learning rate for OPTIMISTIC-ADAM+ \hat{v}_t .

For OPTIMISTIC-AMSGRAD, there is an additional parameter r that controls the number of previous gradients used

for gradient prediction. In our experiments, we observe similar performance of OPTIMISTIC-AMSGRAD within a reasonable range of r values. Here, we report $r = 15$ for the plots (see additional comments on r in Figure 7). To follow previous works of (Reddi et al., 2018) and (Kingma & Ba, 2015), we compare different methods on MNIST, CIFAR10 and IMDB datasets. For MNIST-type data, we use two noisy variants named as MNIST-back-rand and MNIST-back-Image from (Larochelle et al., 2007). For MNIST-back-rand, each image is inserted with a random background, whose pixel values generated uniformly from 0 to 255. MNIST-back-image takes random patches from a black and white pictures as noisy background.

5.1. MNIST Variants + Multi-layer Neural Networks

In this experiment, we consider fully connected neural network for multi-class classification problems. MNIST-back-rand dataset consists of 12000 training samples and 50000 test samples, where random background is inserted in original MNIST hand written digit images. The input dimensionality is 784 (28×28) and the number of classes is 10. MNIST-back-image contains same number of training and test samples. We consider a multi-layer neural networks with input layer followed by a hidden layer with 200 cells, which is then connected to a layer with 100 neurons before the output layer. All hidden layer cells are rectifier linear units (ReLU's). We use mini-batch size 128 in each iteration. The training loss (multi-class cross entropy loss) with respect to number of iterations is reported in Figure 3.

On these two datasets, we observe obvious improvement of OPTIMISTIC-AMSGRAD (and OPTIMISTIC-ADAM+ \hat{v}_t).

5.2. Cifar10 + Convolutional Neural Networks (CNN)

Convolutional Neural Networks (CNN's) have been widely studied and are important in various deep learning applications such as computer vision and natural language processing. We evaluate the effectiveness of OPTIMISTIC-AMSGRAD in deep CNN's with dropout. We use the CIFAR10 dataset, which includes 60,000 images (50,000 for training and 10,000 for testing) of size 32×32 in 10 different classes. ALL-CNN architecture proposed in (Springenberg et al., 2015) is implemented with two blocks of 3×3 convolutional filter, 3×3 convolutional layer with stride 2 and dropout layer with keep probability 0.5. Another block of 3×3 , 1×1 convolutional layer and a 6×6 global averaging pooling is added before the output layer. We apply another dropout with probability 0.8 on the input layer. The cost function is multi-class cross entropy. The batch size is 128. The images are all whitened. The training loss is provided in Figure 4. The result again confirms that OPTIMISTIC-AMSGRAD accelerates the learning process.

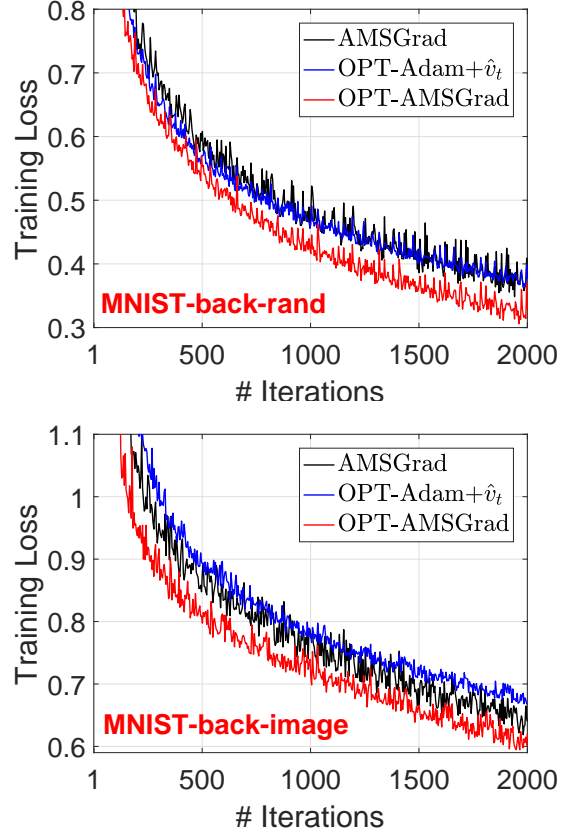


Figure 3. Training loss vs. iterations on f200-f100 fully connected neural networks, for MNIST-back-rand (upper panel) and MNIST-back-image (bottom panel) datasets.

5.3. IMDB + Long-Short Term Memory (LSTM)

As another important application of deep learning, natural language processing tasks often benefit from considering sequence dependency in the models. Recurrent Neural Networks (RNN's) achieves this goal by adding hidden state units that act as "memory". Among them, perhaps Long-Short Term Memory (LSTM) is the most popular structure in building RNN's. We use IMDB movie review dataset from (Maas et al., 2011) to test the performance of OPTIMISTIC-AMSGRAD in RNN's under the circumstance of high data sparsity. IMDB is a binary classification dataset with 25,000 training and testing samples respectively. The network we used includes a word embedding layer with 5000 input entries representing most frequent words in the dataset, and each word is embedded into a 32 dimensional space. The output of the embedding layer is passed to 100 LSTM units, which is then connected to 100 fully connected ReLU's before the output layer. Binary cross-entropy loss is used and the batch size is 128. Again, as shown in Figure 4, OPTIMISTIC-AMSGRAD accelerates the learning process.

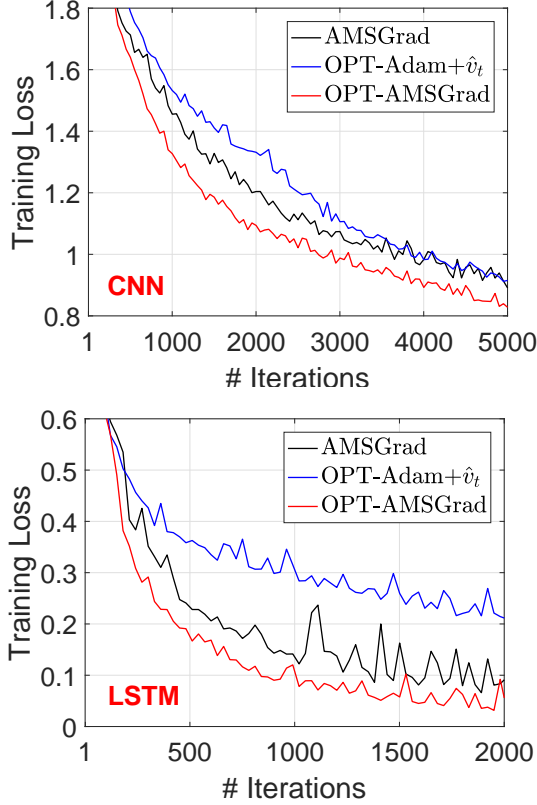


Figure 4. Training loss vs. iterations on larger networks. Upper panel: CIFAR10. c96-c96-c96-c192-c192-c192-c192-c10 ConvNet with dropout. Bottom panel: IMDB. Embedding5000 \times 32-LSTM100-f100 RNN.

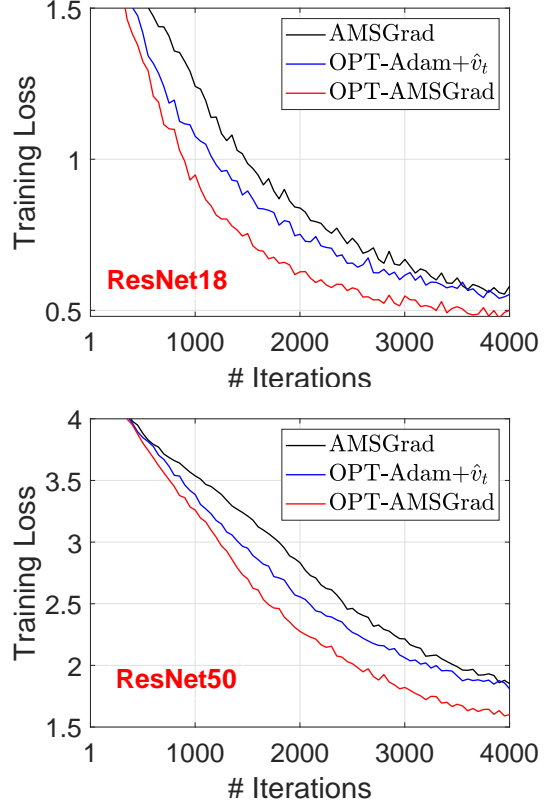


Figure 5. Training loss vs. iterations on ResNet's. Upper panel: CIFAR10 + ResNet18. Bottom panel: CIFAR100 + ResNet50

5.4. Cifar10+ResNet and Cifar100+ ResNet

He et al. (2016) proposed very deep network architecture by residual learning. This network, named as ReNet, achieves state-of-art accuracy on many image datasets. We adopt models from ResNet family on Cifar datasets to validate the performance of OPTIMISTIC-AMSGRAD. For Cifar10, we apply ResNet18 architecture, which contains 18 layers with identity mapping between blocks. Cifar100 dataset has same training samples as Cifar10, but the images are classified into 100 categories. We use ResNet50 model with bottleneck blocks on this dataset. The batch size is 128. Our implementation follows from the original paper, so we refer to (He et al., 2016) for more details about the network architecture. Figure 5 illustrates an obvious acceleration by using OPTIMISTIC-AMSGRAD algorithm, on both datasets.

5.5. Results at Early Epochs

For many practical applications, the data loading time is typically the bottleneck (Yu et al., 2010). Consequently, in practice, it is often the case that only a small number of epochs are performed for the training process. It is also

popular to train for a single epoch on streaming data (i.e. in an online fashion). Here one epoch means all training data points are used once. Under these scenarios, the sample efficiency (e.g. how many samples are required to decrease the loss) becomes a critical concern. Therefore, here we also compare OPTIMISTIC-AMSGRAD with the baselines at the first few epochs to evaluate their sample efficiency.

Figure 6 re-plots the results in Figures 3 and 4, but only for the first 4 epochs. Figure 6 more clearly illustrates that the proposed OPTIMISTIC-AMSGRAD is able to noticeably speed up the convergence in early epochs, implying a significant improvement in reducing the time of convergence (hence improving the sample efficiency). For example, in the LSTM experiment, at epoch 1, OPTIMISTIC-AMSGRAD already decreases the training loss to the level that vanilla AMSGRAD needs about 2 epochs to decrease.

Here, we also want to remark that in each iteration, only a small portion of gradients in embedding layer is non-zero, which demonstrates that OPTIMISTIC-AMSGRAD performs well under the sparse gradient setting.

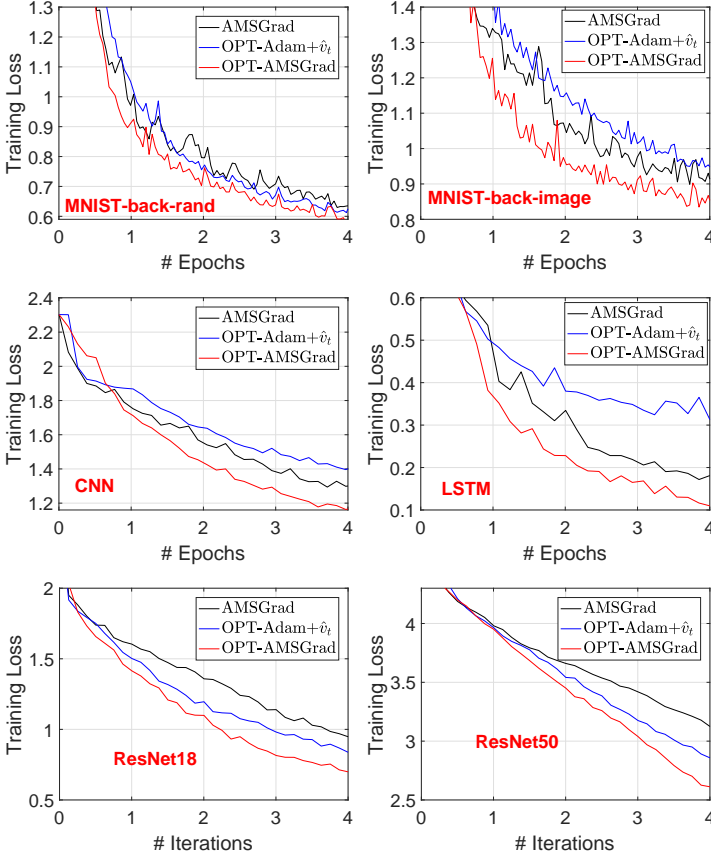


Figure 6. Training loss for the first 4 epochs. Here one epoch means all training data points are used once.

5.6. The Choice of Parameter r

Recall that our proposed algorithm has the parameter r which should be specified. In our experiments, the optimistic update is not conducted until iteration r , as there is no enough gradients for the extrapolation method. In Figure 7, we provide the training curves with $r \in \{12, 13, 14, 15, 16, 17, 18\}$, which confirm that the performance does not differ very much under different values of r in this (reasonable) range.

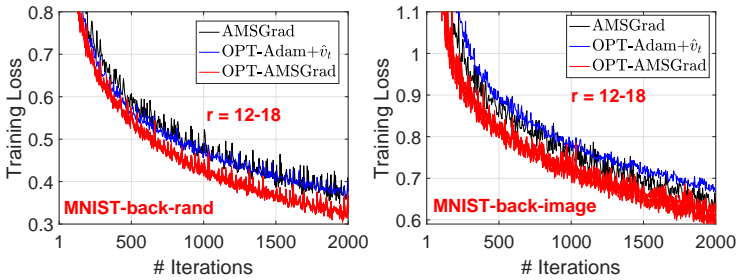


Figure 7. Traing loss vs. iterations for all integers r from 12 to 18.

5.7. Testing loss

Figure 8 presents the testing loss results for cifar10+ResNet18 (left panel) and cifar100+ResNet50 (right panel). As expected, the curves are quite similar to the corresponding curves of the training loss in Figure 5.

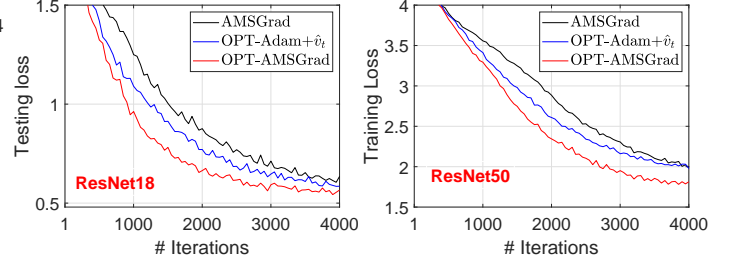


Figure 8. Testing loss vs. iterations on ResNet's. Left panel: CIFAR10 + ResNet18. Right panel: CIFAR100 + ResNet50

6. Concluding Remark

In this paper, we propose OPTIMISTIC-AMSGRAD, which combines OPTIMISTIC ONLINE LEARNING and AMSGRAD to accelerate the process of training deep neural networks. Our approach relies on gradient predictions for the optimistic update. We use an extrapolation method from a recent work for the gradient prediction and demonstrate why it can help by providing two toy examples (quadratic loss and the case in (Reddi et al., 2018) in which the gradients have a specific structure). The experiments also show that OPTIMISTIC-AMSGRAD with the extrapolation method works well on real-world data. We expect that the idea of optimistic acceleration can be widely used in various optimization problems. Furthermore, the idea of optimistic step can be easily extended to other optimization algorithms, *e.g.* ADAM and ADAGRAD.

A. Proof of Theorem 1

We provide the regret analysis here. To begin with, let us introduce some notations first. We denote the Mahalanobis norm $\|\cdot\|_H = \sqrt{\langle \cdot, H \cdot \rangle}$ for some PSD matrix H . We let $\psi_t(x) := \langle x, \text{diag}\{\hat{v}_t\}^{1/2} x \rangle$ for a PSD matrix $H_t^{1/2} := \text{diag}\{\hat{v}_t\}^{1/2}$, where $\text{diag}\{\hat{v}_t\}$ represents the diagonal matrix whose i_{th} diagonal element is $\hat{v}_t[i]$ in Algorithm 2. We define the the corresponding Mahalanobis norm $\|\cdot\|_{\psi_t} := \sqrt{\langle \cdot, \text{diag}\{\hat{v}_t\}^{1/2} \cdot \rangle}$, where we abuse the notation ψ_t to represent the PSD matrix $H_t^{1/2} := \text{diag}\{\hat{v}_t\}^{1/2}$. Consequently, $\psi_t(\cdot)$ is 1-strongly convex with respect to the norm $\|\cdot\|_{\psi_t} := \sqrt{\langle \cdot, \text{diag}\{\hat{v}_t\}^{1/2} \cdot \rangle}$. Namely, $\psi_t(\cdot)$ satisfies $\psi_t(u) \geq \psi_t(v) + \langle \psi_t(v), u - v \rangle + \frac{1}{2} \|u - v\|_{\psi_t}^2$ for any point u, v . A consequence of 1-strongly convexity of $\psi_t(\cdot)$ is that $B_{\psi_t}(u, v) \geq \frac{1}{2} \|u - v\|_{\psi_t}^2$, where the Bregman divergence $B_{\psi_t}(u, v)$ is defined as $B_{\psi_t}(u, v) := \psi_t(u) - \psi_t(v) - \langle \psi_t(v), u - v \rangle$ and $\psi_t(\cdot)$ serves as the dis-

tance generating function of the Bregman divergence. We can also define the corresponding dual norm $\|\cdot\|_{\psi_t^*} := \sqrt{\langle \cdot, \text{diag}\{\hat{v}_t\}^{-1/2} \cdot \rangle}$.

Proof. [of Theorem 1] By regret decomposition, we have that

$$\begin{aligned} \text{Regret}_T &:= \sum_{t=1}^T \ell_t(w_t) - \min_{w \in \mathcal{K}} \sum_{t=1}^T \ell_t(w) \\ &\leq \sum_{t=1}^T \langle w_t - w^*, \nabla \ell_t(w_t) \rangle \\ &= \sum_{t=1}^T \langle w_t - w_{t+\frac{1}{2}}, g_t - m_t \rangle + \langle w_t - w_{t+\frac{1}{2}}, m_t \rangle \\ &\quad + \langle w_{t+\frac{1}{2}} - w^*, g_t \rangle, \end{aligned} \quad (9)$$

where we denote $g_t := \nabla \ell_t(w_t)$.

Recall the notation $\psi_t(x)$ and the Bregman divergence $B_{\psi_t}(u, v)$ we defined in the beginning of this section. For $\beta_1 = 0$, we can rewrite the update on line 8 of (Algorithm 2) as

$$w_{t+\frac{1}{2}} = \arg \min_{w \in \mathcal{K}} \eta_t \langle w, g_t \rangle + B_{\psi_t}(w, w_{t-\frac{1}{2}}), \quad (10)$$

and rewrite the update on line 9 of (Algorithm 2) as

$$w_{t+1} = \arg \min_{w \in \mathcal{K}} \eta_{t+1} \langle w, m_{t+1} \rangle + B_{\psi_t}(w, w_{t+\frac{1}{2}}). \quad (11)$$

Now we are going to exploit a useful inequality (which appears in e.g. (Tseng, 2008)); for any update of the form $\hat{w} = \arg \min_{w \in \mathcal{K}} \langle w, \theta \rangle + B_{\psi}(w, v)$, it holds that

$$\langle \hat{w} - u, \theta \rangle \leq B_{\psi}(u, v) - B_{\psi}(u, \hat{w}) - B_{\psi}(\hat{w}, v), \quad (12)$$

for any $u \in \mathcal{K}$. By using (12) for (11), we have

$$\begin{aligned} \langle w_t - w_{t+\frac{1}{2}}, m_t \rangle &\leq \frac{1}{\eta_t} (B_{\psi_{t-1}}(w_{t+\frac{1}{2}}, w_{t-\frac{1}{2}}) \\ &\quad - B_{\psi_{t-1}}(w_{t+\frac{1}{2}}, w_t) - B_{\psi_{t-1}}(w_t, w_{t-\frac{1}{2}})), \end{aligned} \quad (13)$$

and, by using (12) for (10), we have

$$\begin{aligned} \langle w_{t+\frac{1}{2}} - w^*, g_t \rangle &\leq \frac{1}{\eta_t} (B_{\psi_t}(w^*, w_{t-\frac{1}{2}}) \\ &\quad - B_{\psi_t}(w^*, w_{t+\frac{1}{2}}) - B_{\psi_t}(w_{t+\frac{1}{2}}, w_{t-\frac{1}{2}})). \end{aligned} \quad (14)$$

So, by (9), (13), and (14), we obtain

$$\begin{aligned} \text{Regret}_T &\stackrel{(9)}{\leq} \sum_{t=1}^T \langle w_t - w_{t+\frac{1}{2}}, g_t - m_t \rangle \\ &\quad + \langle w_t - w_{t+\frac{1}{2}}, m_t \rangle + \langle w_{t+\frac{1}{2}} - w^*, g_t \rangle \\ &\stackrel{(13),(14)}{\leq} \sum_{t=1}^T \{ \|w_t - w_{t+\frac{1}{2}}\|_{\psi_{t-1}} \|g_t - m_t\|_{\psi_{t-1}^*} \\ &\quad + \frac{1}{\eta_t} (B_{\psi_{t-1}}(w_{t+\frac{1}{2}}, w_{t-\frac{1}{2}}) - B_{\psi_{t-1}}(w_{t+\frac{1}{2}}, w_t) \\ &\quad - B_{\psi_{t-1}}(w_t, w_{t-\frac{1}{2}}) + B_{\psi_t}(w^*, w_{t-\frac{1}{2}}) \\ &\quad - B_{\psi_t}(w^*, w_{t+\frac{1}{2}}) - B_{\psi_t}(w_{t+\frac{1}{2}}, w_{t-\frac{1}{2}})) \}, \end{aligned} \quad (15)$$

which is further bounded by

$$\begin{aligned} &\stackrel{(a)}{\leq} \sum_{t=1}^T \{ \frac{1}{2\eta_t} \|w_t - w_{t+\frac{1}{2}}\|_{\psi_{t-1}}^2 + \frac{\eta_t}{2} \|g_t - m_t\|_{\psi_{t-1}^*}^2 \\ &\quad + \frac{1}{\eta_t} (B_{\psi_{t-1}}(w_{t+\frac{1}{2}}, w_{t-\frac{1}{2}}) - \frac{1}{2} \|w_{t+\frac{1}{2}} - w_t\|_{\psi_{t-1}}^2 \\ &\quad - B_{\psi_{t-1}}(w_t, w_{t-\frac{1}{2}}) + B_{\psi_t}(w^*, w_{t-\frac{1}{2}}) \\ &\quad - B_{\psi_t}(w^*, w_{t+\frac{1}{2}}) - B_{\psi_t}(w_{t+\frac{1}{2}}, w_{t-\frac{1}{2}})) \} \\ &\leq \sum_{t=1}^T \{ \frac{\eta_t}{2} \|g_t - m_t\|_{\psi_{t-1}^*}^2 \\ &\quad + \frac{1}{\eta_t} (B_{\psi_t}(w^*, w_{t-\frac{1}{2}}) - B_{\psi_t}(w^*, w_{t+\frac{1}{2}}) \\ &\quad + B_{\psi_{t-1}}(w_{t+\frac{1}{2}}, w_{t-\frac{1}{2}}) - B_{\psi_t}(w_{t+\frac{1}{2}}, w_{t-\frac{1}{2}})) \}, \end{aligned} \quad (16)$$

where (a) is because $\|w_t - w_{t+\frac{1}{2}}\|_{\psi_{t-1}} \|g_t - m_t\|_{\psi_{t-1}^*} = \inf_{\beta > 0} \frac{1}{2\beta} \|w_t - w_{t+\frac{1}{2}}\|_{\psi_{t-1}}^2 + \frac{\beta}{2} \|g_t - m_t\|_{\psi_{t-1}^*}^2$ by Young's inequality and that $\psi_{t-1}(\cdot)$ is 1-strongly convex with respect to $\|\cdot\|_{\psi_{t-1}}$.

To proceed, notice that

$$\begin{aligned} &B_{\psi_{t+1}}(w^*, w_{t+\frac{1}{2}}) - B_{\psi_t}(w^*, w_{t+\frac{1}{2}}) \\ &= \langle w^* - w_{t+\frac{1}{2}}, \text{diag}(\hat{v}_{t+1}^{1/2} - \hat{v}_t^{1/2})(w^* - w_{t+\frac{1}{2}}) \rangle \\ &\leq (\max_i (w^*[i] - w_{t+\frac{1}{2}}[i])^2) \cdot (\sum_{i=1}^d \hat{v}_{t+1}^{1/2}[i] - \hat{v}_t^{1/2}[i]) \end{aligned} \quad (17)$$

and

$$\begin{aligned} &B_{\psi_{t-1}}(w_{t+\frac{1}{2}}, w_{t-\frac{1}{2}}) - B_{\psi_t}(w_{t+\frac{1}{2}}, w_{t-\frac{1}{2}}) \\ &= \langle w_{t+\frac{1}{2}} - w_{t-\frac{1}{2}}, \text{diag}(\hat{v}_{t-1}^{1/2} - \hat{v}_t^{1/2})(w_{t+\frac{1}{2}} - w_{t-\frac{1}{2}}) \rangle \leq 0, \end{aligned} \quad (18)$$

as the sequence $\{\hat{v}_t\}$ is non-decreasing. Therefore,

$$\begin{aligned} \text{Regret}_T &\stackrel{(16),(17),(18)}{\leq} \frac{1}{\eta_{\min}} D_\infty^2 \sum_{i=1}^d \hat{v}_T^{1/2}[i] \\ &\quad + \frac{B_{\psi_1}(w^*, w_{1/2})}{\eta_1} + \sum_{t=1}^T \frac{\eta_t}{2} \|g_t - m_t\|_{\psi_{t-1}^*}^2. \end{aligned} \quad (19)$$

□

References

- Abernethy, J., Lai, K. A., Levy, K. Y., and Wang, J.-K. Faster rates for convex-concave games. *Computational Learning Theory (COLT)*, 2018.
- Agarwal, N., Bullins, B., Chen, X., Hazan, E., Singh, K., Zhang, C., and Zhang, Y. The case for full-matrix adaptive regularization. 2018.
- Brezinski, C. and Zaglia, M. R. Extrapolation methods: theory and practice. *Elsevier*, 2013.
- Cabay, S. and Jackson, L. A polynomial extrapolation method for finding limits and antilimits of vector sequences. *SIAM Journal on Numerical Analysis*, 1976.
- Cesa-Bianchi, N., Conconi, A., and Gentile, C. On the generalization ability of on-line learning algorithms. *Information Theory, IEEE Transactions*, 2004.
- Chen, X., Liu, S., Sun, R., and Hong, M. On the convergence of a class of adam-type algorithms for non-convex optimization. *ICLR*, 2019a.
- Chen, Z., Yuan, Z., Yi, J., Zhou, B., Chen, E., and Yang, T. Universal stagewise learning for non-convex problems with convergence on averaged solutions. *ICLR*, 2019b.
- Chiang, C.-K., Yang, T., Lee, C.-J., Mahdavi, M., Lu, C.-J., Jin, R., and Zhu, S. Online optimization with gradual variations. *Computational Learning Theory (COLT)*, 2012.
- Daskalakis, C., Ilyas, A., Syrgkanis, V., and Zeng, H. Training gans with optimism. *International Conference on Learning Representations (ICLR)*, 2018.
- Dozat, T. Incorporating nesterov momentum into adam. *International Conference on Learning Representations (ICLR) Workshop Track*, 2016.
- Duchi, J., Hazan, E., and Singer, Y. Adaptive subgradient methods for online learning and stochastic optimization. *Journal of Machine Learning Research (JMLR)*, 2011.
- Eddy, R. Extrapolating to the limit of a vector sequence. *Information linkage between applied mathematics and industry, Elsevier*, 1979.
- Goodfellow, I., Pouget-Abadie, J., Mirza, M., Xu, B., Warde-Farley, D., Ozair, S., Courville, A., and Bengio, Y. Generative adversarial nets. *Annual Conference on Neural Information Processing Systems (NeurIPS)*, 2014.
- Graves, A., rahman Mohamed, A., and Hinton, G. Speech recognition with deep recurrent neural networks. *International Conference on Acoustics, Speech and Signal Processing (ICASSP)*, 2013.
- Hazan, E. Introduction to online convex optimization. *Foundations and Trends in Optimization*, 2016.
- He, K., Zhang, X., Ren, S., and Sun, J. Deep residual learning for image recognition. *Conference on Computer Vision and Pattern Recognition (CVPR)*, 2016.
- Kingma, D. P. and Ba, J. Adam: A method for stochastic optimization. *International Conference on Learning Representations (ICLR)*, 2015.
- Larochelle, H., Erhan, D., Courville, A., Bergstra, J., and Bengio, Y. An empirical evaluation of deep architectures on problems with many factors of variation. *International Conference on Machine Learning (ICML)*, 2007.
- Levine, S., Finn, C., Darrell, T., and Abbeel, P. End-to-end training of deep visuomotor policies. *Annual Conference on Neural Information Processing Systems (NeurIPS)*, 2017.
- Li, X. and Orabona, F. On the convergence of stochastic gradient descent with adaptive stepsizes. *arXiv:1805.08114*, 2018.
- Maas, A. L., Daly, R. E., Pham, P. T., Huang, D., Ng, A. Y., and Potts, C. Learning word vectors for sentiment analysis. *Annual Meeting of the Association for Computational Linguistics (ACL)*, 2011.
- McMahan, H. B. and Streeter, M. J. Adaptive bound optimization for online convex optimization. *Computational Learning Theory (COLT)*, 2010.
- Mnih, V., Kavukcuoglu, K., Silver, D., Graves, A., Antonoglou, I., Wierstra, D., and Riedmiller, M. Playing atari with deep reinforcement learning. *Annual Conference on Neural Information Processing Systems (NeurIPS) Deep Learning Workshop*, 2013.
- Mohri, M. and Yang, S. Accelerating optimization via adaptive prediction. *International Conference on Artificial Intelligence and Statistics (AISTATS)*, 2016.
- Nesterov, Y. Introductory lectures on convex optimization: A basic course. *Springer*, 2004.
- Polyak, B. T. Some methods of speeding up the convergence of iteration methods. *Mathematics and Mathematical Physics*, 1964.
- Rakhlin, A. and Sridharan, K. Online learning with predictable sequence. *Computational Learning Theory (COLT)*, 2013.
- Reddi, S. J., Kale, S., and Kumar, S. On the convergence of adam and beyond. *International Conference on Learning Representations (ICLR)*, 2018.

- Scieur, D., d’Aspremont, A., and Bach, F. Regularized nonlinear acceleration. *Annual Conference on Neural Information Processing Systems (NeurIPS)*, 2016.
- Springenberg, J., Dosovitskiy, A., Brox, T., and Riedmiller, M. Striving for simplicity: The all convolutional net. *International Conference on Learning Representations (ICLR)*, 2015.
- Syrkkanis, V., Agarwal, A., Luo, H., and Schapire, R. E. Fast convergence of regularized learning in games. *Annual Conference on Neural Information Processing Systems (NeurIPS)*, 2015.
- Tieleman, T. and Hinton, G. Rmsprop: Divide the gradient by a running average of its recent magnitude. *COURS-ERA: Neural Networks for Machine Learning*, 2012.
- Tseng, P. On accelerated proximal gradient methods for convex-concave optimization. 2008.
- Walker, H. F. and Ni, P. Anderson acceleration for fixed-point iterations. *SIAM Journal on Numerical Analysis*, 2011.
- Ward, R., Wu, X., and Bottou, L. Adagrad stepsizes: Sharp convergence over nonconvex landscapes, from any initialization. *arXiv:1806.01811*, 2018.
- Yu, H.-F., Hsieh, C.-J., Chang, K.-W., and Lin, C.-J. Large linear classification when data cannot fit in memory. In *KDD*, pp. 833–842, 2010.
- Zaheer, M., Reddi, S., Sachan, D., Kale, S., and Kumar, S. Adaptive methods for nonconvex optimization. *Annual Conference on Neural Information Processing Systems (NeurIPS)*, 2018.
- Zeiler, M. D. Adadelata: An adaptive learning rate method. *arXiv:1212.5701*, 2012.
- Zhou, D., Tang, Y., Yang, Z., Cao, Y., and Gu, Q. On the convergence of adaptive gradient methods for nonconvex optimization. *arXiv:1808.05671*, 2018.
- Zou, F. and Shen, L. On the convergence of adagrad with momentum for training deep neural networks. *arXiv:1808.03408*, 2018.