

Clicktok: Click Fraud Detection using Traffic Analysis

Shishir Nagaraja, Ryan Shah
 {shishir.nagaraja,ryan.shah}@strath.ac.uk
 University of Strathclyde

ACM Reference Format:

Shishir Nagaraja, Ryan Shah. 2024. Clicktok: Click Fraud Detection using Traffic Analysis. In *Proceedings of ACM Conference (Conference'17)*. ACM, New York, NY, USA, 11 pages. <https://doi.org/10.1145/nnnnnnn.nnnnnnn>

1 INTRODUCTION

Click fraud generates no revenue for the advertiser (by definition) but inflicts losses on tens of thousands of online advertisers in the order of hundreds of millions of dollars each year [30, 32]. Click fraud generated by malicious apps and malware are responsible for around 30% of clicktraffic in ad-networks [8, 14].

Click fraud attacks orchestrated via large botnets were initially successful at defeating ad-network defenses. Early threshold-based defenses that focused on the volumes of click fraud from bad-listed sources failed for the simple reason that attackers swiftly discarded publisher accounts after they received a reputational hit from ad-network defences [9, 42], and opened new ones. One of the notable drivers of fraud, has been the decreasing cost of renting botnets in the underground economy [1, 31]. The reduction in the fixed costs of fake click generation, by several orders of magnitude, has significantly reduced the number of fake clicks per host required to run an economically sustainable click fraud operation. Assuming earnings of just 0.5 cents per click (which is at the lower end of the spectrum), an attacker can cover their costs with just three to five fake clicks a day with a few more to run their operation profitably. Thus traditional threshold-based defences [8, 9, 25, 26] fail as the click fraud levels per source goes below the detection threshold. Overall, click botnets can generate massive amounts of fake traffic and ad impressions by automatically clicking on websites and apps in large numbers.

Subsequently, ad-network defenses evolved to generate liveness-proofs by running machine-learning models on advertisement click streams to distinguish bots from humans. In response, attackers have been found to mimic the actions of legitimate device-users in order to generate credible click fraud [15, 32]. Recently, a serious increase in organic click fraud has been noted via mobile malware. Fraudsters develop seemingly legitimate apps or purchase those with high reputation scores. The apps carry out a legitimate activity, such as controlling the torch, but also serve as a mechanism to mine organic click activity. Attackers then launder clicks either through their installed user-base via the apps themselves or via bot-farms running elsewhere. Since the click fraud is organic, it often passes through ad-network filters unless the attack is instituted via a small number of source IP addresses at which point it is caught by threshold-based techniques.

Currently, ad-networks have not been able to get the technical upper hand on the problem. The current approach involves manual

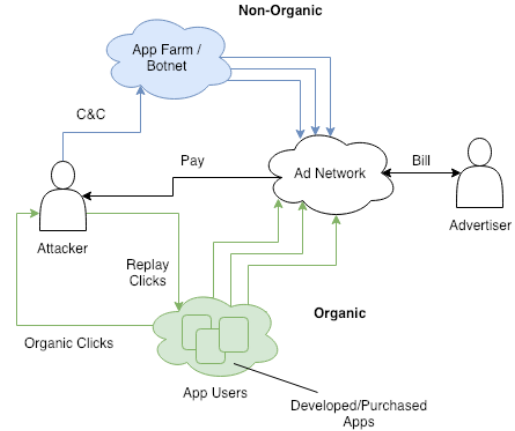


Figure 1: Organic and Non-Organic Click fraud

investigation consisting of looking for a suspicious trail of app-purchases by individuals or organisations that don't have a track record of expertise in the relevant area or with inconsistencies in organisational data on the companies register; such as a company based in New York with a UK phone number and accompanied with spelling and grammatical mistakes in the description. Such heuristics are reminiscent of defences against spammers. In the case of click fraud, a fraction of sources abusing organic clicks have been localised to a few apps and websites via manual investigation, which have been bad-listed and removed from the app store. However, automated techniques are required to scale the detection of organic clickstreams used to carryout click fraud attacks in order to ensure the integrity of the digital advertising ecosystem.

Thus we ask the following research question: is it possible to devise a detection method based on exploiting the timing properties click traffic? To address this, we developed Clicktok, a statistical technique that detects fake clicks by efficiently searching for 'reflections' of past click behaviour encountered by an ad-network in the past. While the basic idea is simple a number of technical challenges are involved, particularly with respect to unmixing live clickstreams and matching them past records.

From an algorithmic perspective, offering a new defense for a new attack is a fair response to the problem. However, from an engineering perspective, it is also helpful if a defense technique counters past attacks, to prevent creation of complex workflows where each defense is applied in a cascade fashion to ingress clickstreams. In addition to defending against organic click fraud attacks, Clicktok also unifies the technical response with previous defenses, thus offering a unified defense technique that isolates both organic and the relatively simpler non-organic click fraud attacks. The focus of this work is on generic click fraud defenses rather than analyzing individual click-modules.

Contributions: First, we have developed two novel approaches for isolating organic click fraud attacks instituted via mobile apps, the *mimicry defense* and the *bait-click defense*; to the best of our knowledge these defenses have not been proposed before. Second, we have developed a unified algorithm for detecting both organic and non-organic click fraud attacks which has the engineering advantage that ad-networks need only to adopt a single defense, reducing the threshold of adoption. A third contribution, is that our techniques support attribution via its ability to separate malware clicks embedded within legitimate clickstreams. We demonstrate the usefulness of the algorithm in building passive and active click fraud defenses using real-world data.

Roadmap: We start by giving a detailed problem description in Section 2. In Section 4, we describe our overall approach and algorithm. We then evaluate the performance of our algorithms on click fraud traffic embedded within real click-traffic data in Section 5.2. Related work is at the end of the paper.

2 THE CLICK MALWARE PROBLEM

Click fraud involves directing fake clicks at online advertisements (ads). It involves three parties, an advertiser, a publisher, and an ad-network. The advertiser participates in a keyword auction organized by an advertisement network (ad-network). For auctions the advertiser wins, they submit ads for circulation by the ad-network. The attacker registers as a publisher with the ad-network. The publisher's job is to render advertisements given by the ad-network. When a user clicks on an ad, the ad-network receives the request, updates the billing account of the corresponding advertiser, and redirects the click to a URL of the advertiser's choice. For each click on an ad, the advertiser pays the ad-network. The ad-network in turns pays the publisher a substantial fraction of the per-click revenue (around 70%).

Attackers sign up as publishers and deploy special purpose malware that sends automated clicks to advertisements. Thus attackers stand to gain a fraction of the money paid out by the advertiser for every (fake) click. To respond to this threat, ad-networks implement heuristics that limit click fraud by comparing click activity with a user-specific behavioral baseline.

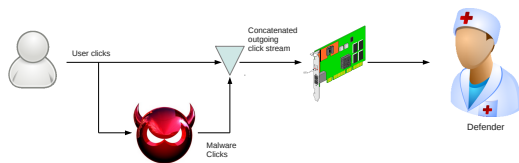


Figure 2: Click fraud detection problem

2.1 Challenges

In order to efficiently detect fake-clicks, we face several key challenges. First, an ideal detection system would be able to directly observe human input on end-user devices and label click-traffic that is suspected as fake, however this is impractical. Second, legitimate click-traffic arriving at ad-networks likely dwarfs the *relatively*

smaller amount of fake-clicks (30%). Third, the form and structure of click traffic is highly variable, therefore constructing an accurate baseline model of legitimate click traffic which is broadly applicable across users is difficult. Fourth, click malware can use a range of stealth techniques to evade detection, in particular the use of organic clicktraffic and reducing the number of fake clicks per source to well below the level required by threshold-based click fraud detection techniques.

2.2 Opportunities

While adapting fake-clicks to match the statistical characteristics of legitimate click-streams is undoubtedly a stealthy approach, it can also be used as a point of detection.

Passive defenses: We argue that legitimate click activity has copy-resistance properties owing to the uncertainty of inter-click times. To accurately mimic a user's legitimate activity, the attacker needs to model the user's timing behaviour, which has some uncertainty. This uncertainty forms the basis for passive defenses. Further, click generation techniques encoded by malware authors may result in correlations in the inter-click times of click-streams across users. Therefore another approach is to consider the relative increase in correlation across clickstreams due to click fraud. Malware noise patterns which appear indistinct on a per-user basis may be visible when a large number of click-streams are considered in aggregate. Click-streams tainted with fake-clicks in a consistent manner may stand out from background click traffic. For instance, noise added to legitimate clicks to obtain fake-clicks may be detectable if the noise patterns are similar. Thus it might be possible to construct credible defenses by examining the timing characteristics of click-traffic.

Active approach: A radically different approach is to consider active interventions. We propose adding **bait clicks** to legitimate user traffic to attract the attention of malware. Malware adaptation to a bait clickstream may be a promising approach to measure and understand malware click generation strategy. This is a new idea for instrumenting click-malware — the ad-network injects a pattern of clicks into a user device over a period of time (via a client-side script executed by the browser). Only malware responds to this click pattern mistaking it for legitimate activity, while the ad-network ignores these clicks. If click-malware is present on the device and adapts to user activity, it will generate clickspam which can be readily isolated.

3 SYSTEM ARCHITECTURE:

Click-traffic monitors run at servers of an ad-network and store click timestamps as shown in figure 3. The clickstream from each user is entered into a row of a traffic matrix. The traffic matrix is then used as an input to our inference algorithm. The algorithm efficiently partitions the traffic into legitimate and fake clicks. Many ad-networks, for instance, Google and Facebook, also provide popular public-facing cloud services which can be used to associate clicks with specific users despite IP flux. Optionally, to supplement information from traffic monitors, our system may also receive input information from a bait-ad farm (honeynet) [14]. Classification information from these may be used as an input to Clicktok, where the suspicion of click fraud is known with a higher probability.

The outputs of the inference algorithm may then be used by an ad-network to correctly estimate click fraud rates, update filters in

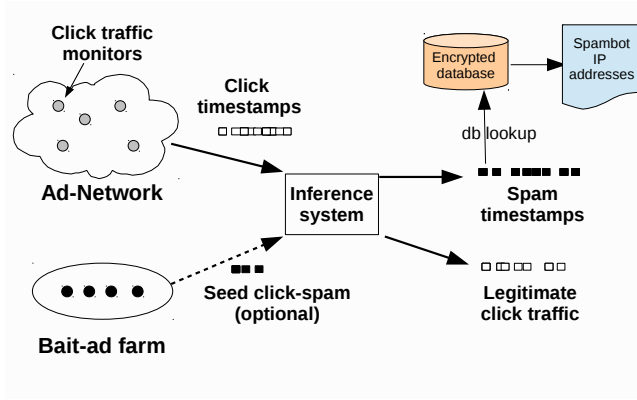


Figure 3: System Architecture

the sponsored advertisement system, to configure intrusion detection systems, to traffic shapers, or as “hints” to human-operators overseeing click fraud isolation.

4 INFERENCE ALGORITHM

Our focus is to design a generic inference technique run over ad-network clickstreams, that (a) is based on the fundamental limitations of automated fake-click generation techniques, and (b) unifies multiple detection approaches to cover a range of click fraud attacks from sophisticated attacks that emulate user behaviour through to simpler attacks that are not user-adaptive.

A timing pattern is an ordered (increasing) sequence of time offsets relative to an absolute start time. In the rest of the paper, we use the term pattern (or timing pattern) to refer to a basic timing pattern.

Clicktok works on the core observation that both organic and non-organic click fraud attacks cause an increase in redundancy albeit differently within ad-network clickstreams. To isolate the source of redundancy in the case of organic click fraud, we use a compression function in combination with a clustering algorithm to isolate click traffic whose *timing patterns are similar to past timing patterns*. It turns out that the same intuition can be leveraged to isolate non-organic click fraud as well. For instance, where malware generates traffic using randomised generators, the traffic with high-entropy timing patterns can be clustered together by exploiting their non-compressibility. Another case involves, the injection of fake clicks into an ad-network that while not discernable at the level of a single end-device, are evident when all of the traffic from an ad-network is compressed down together, exploiting redundancy across infected end-devices, a phenomena that no legitimate traffic would be associated with.

The primary challenge in partitioning on the basis of inter-click times, is that clickspam and legitimate clicks may be superimposed over each other. Indeed clickmodules such as Zeroaccess and its variants have been documented to send out clickspam only after detecting some legitimate activity on a device. Another behaviour that has been observed is that attackers add random jitter to clickspam. Thus while naive organic-click fraud attacks might be temporally separated, relatively sophisticated attacks try to blend attack traffic with legitimate traffic to resist detection. Clicktok addresses these challenges of (a) resisting a mimicking source — an adversary source

that imitates a partially observed source, and (b) of superimposed legitimate and clickspam time series.

4.1 Optimal partitioning

In order to uncover click fraud, the partitioning process is modeled as a compressive function that *minimizes* the number of the basic timing patterns in order to understand the repetitive nature of the input. Clicktok simultaneously *maximizes* the sparsity of basic patterns to prevent trivial patterns (of unit length). Each inter-click timing pattern is associated with a weight linear in proportion to the number of times organic clickstreams are used to commit click fraud attacks.

4.2 Algorithm design

Traffic matrix construction: The ad-network stores clickstreams for n users over m time intervals. Using this data, the ad-network constructs an $n \times m$ traffic matrix of observations O . The goal of the inference algorithm is to decompose the input clickstream into constituent r minimally correlated basic-patterns. A basic pattern H_i is defined as $H_i = c + m, \dots, c + k$ where c is the start time, and $0 < m < \dots < k < \infty$ are offsets. The hypothesis is that each of the n click-streams can be represented using a weighted combination or r basic-patterns. The basic-patterns are activated at different “intensities” (weights) to regenerate the input click-stream.

Multiple simultaneous agents (users and click malware) create interleaved (superimposed timing patterns within each time interval. The probability of observing t clicks given r basic-patterns H_1, \dots, H_r is given by $P(O_{ij} = t | H_1, \dots, H_r) = \prod_{k=1}^r P(O_{ij} = t | H_k) P(H_k)$, where $P(H_k)$ is the prior probability about pattern H_k .

On a per-user basis, we model the occurrence of a legitimate ad-click as being independent of ad-clicks across time intervals, thus justifying a Poisson distribution. (Poisson is well approximated by a normal distribution for a large average number of clicks per time interval [2]). We make no assumptions about the distribution of clickspam. Accordingly, the probability of observing t clicks due to pattern H_k in the i^{th} user at the j^{th} time interval is given by the Poisson probability distribution:

$$P(t, i, j, H_k) = \frac{\lambda_{i,j,k}^t \exp(-\lambda_{i,j,k})}{t!} \quad (1)$$

The observations in matrix O are the number of ad-clicks (per time interval) from multiple simultaneously active (hence superimposed) basic-patterns. Considering all the patterns H_{*1}, \dots, H_{*r} , let H_{kj} be the probability that pattern H_{*k} has been exploited to generate clicks in time interval j . The intensity of click fraud contribution of H_k to traffic from user i is given by W_{ik} . The corresponding vector W_{*k} encodes the commonality of pattern H_k across all users ($\sum_k W_{ik} = 1$). Therefore:

$$\begin{aligned}
O_{ij} &= \lambda_{i,j} = \sum_k^r W_{ik} H_{kj} \\
P(O_{ij}|H_k) &= \exp(-W_{ik} H_{kj}) \\
P(O_{ij}|H_1, \dots, H_r) &= \prod_{k=1}^r \exp(-W_{ik} H_{kj}) \\
&= \exp\left(-\sum_{k=1}^r W_{ik} H_{kj}\right)
\end{aligned}$$

From Eqn. 2, the n -by- m click-traffic matrix O can therefore be represented as a product of a n -by- r weight matrix W and a r -by- m pattern matrix H . Then, we can express the observed click-traffic matrix in terms of the basic-patterns and the weight matrices as:

$$O = WH \quad (2)$$

Essentially, the observed data during each time interval is a function of basic patterns (columns of H) and the extent of activation of each pattern given by rows of the weight matrix W : $O_{ij} = \sum_{k=1}^r W_{ik} H_{kj}$. We wish to find W and H that maximizes the log-likelihood in Eqn. 3:

$$\ell = \sum_i^n \left(O_{i*} \ln(W^T H_{*i}) - W^T H_{*i} - \ln(O_{i*}!) \right) \quad (3)$$

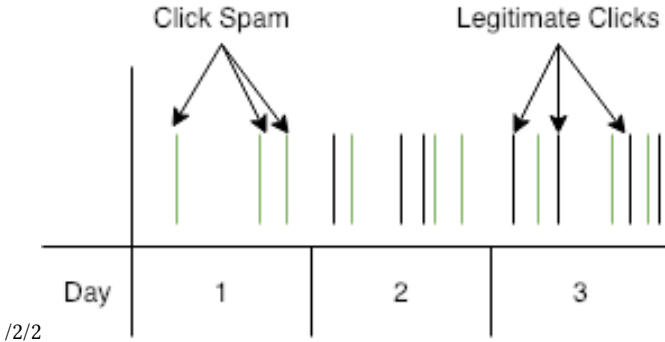


Figure 4: Overlapping legitimate and fraud clicks

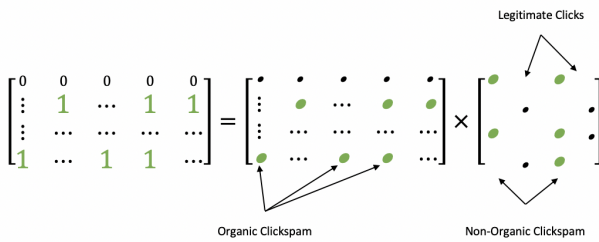


Figure 5: Clicktok traffic partitioning

4.2.1 Assumptions. We do not assume that the distribution over inter-click times (ICT) of fake-click events is different to that of legitimate click events. In fact temporal structure of fake-clicks could be weakly *correlated* to the temporal structure of legitimate click-traffic. Further, we do not assume that the basis vectors of H (basic patterns) are orthogonal to each other (and hence that the covariance is zero). We assume that the pattern matrix H and the weight matrix W are *non-negative* since click values are positive, thus leading to a standard NMF representation. Finally, we assume the vectors of H are relatively *sparse* in comparison to the length of each time interval (stealthy click fraud attacks involve clicks that are few and far between).

4.2.2 Optimization. A straightforward technique for maximizing the log-likelihood function in Eqn. 3 is to start with randomly initialized positive-valued matrices W and H , and to update them using the Newton-Raphson method to arrive at a solution. Alternatively, one can apply gradient optimization techniques. A basic gradient ascent scheme which suggests additive update rules:

$$\begin{aligned}
W_{ik} &= W_{ik} + \alpha \frac{\partial \ell}{\partial W_{ik}} \\
H_{kj} &= H_{kj} + \beta \frac{\partial \ell}{\partial H_{kj}}
\end{aligned}$$

where the LHS must be non-negative at all times during the convergence process and α and β are carefully selected step sizes.

For faster convergence, we choose to apply multiplicative update rules for gradient descent from optimization literature [22]:

$$\begin{aligned}
W_{ik} &= \frac{W_{ik} \sum_j O_{ij} H_{kj}}{\sum_l W_{lk} H_{lj}} \\
H_{kj} &= \frac{H_{kj} \sum_i W_{ik} O_{ij}}{\sum_l H_{kl} W_{il}}
\end{aligned}$$

The whole algorithm, including pooling, is shown in Algorithm 1.

Data: $O \in \mathbb{R}^{m \times n}$

The number of stages K

The number of columns to pool across, poolsize

Result: Traffic decomposition at each stage k

for k in $1:K-1$ **do**

while not converged do

$$H^l = H^l \odot \frac{O^l (W^l)^T}{H^l W^l (W^l)^T}$$

$$W^l = W^l \odot \frac{(H^l)^T O^l}{(H^l)^T H^l W^l}$$

$$O^{k+1} \leftarrow p(W^k)$$

end

end

Algorithm 1: Multilayer NMF with pooling

4.2.3 Uniqueness. The application of gradient optimization methods given in Eqn. 4 can lead to locally optimal solutions when traversing the curve (of Eqn. 3); depending on the starting point (random initialization of matrices W and H , the update process can converge to a local maxima. Let us examine Eqn. 3 for its shape characteristics.

Replacing (WH) by λ and computing derivatives with respect to λ , we obtain:

$$\begin{aligned}\ell &= \sum_t t \ln \lambda - \lambda - \ln(t!) \\ -\frac{d\ell}{d\lambda} &= \sum_t -\frac{t}{\lambda} + 1 \\ -\frac{d^2\ell}{d\lambda^2} &= \sum_t \frac{t}{\sqrt{\lambda}}\end{aligned}$$

From Eqn 4, we see that $-\frac{d^2\ell}{d\lambda^2}$ is positive for all values of λ . Hence, our optimization function is concave. This means that there are no local maxima which will adversely affect the optimization process. Therefore, we need not worry about effect of the starting point (initial values of W and H) on the quality of solution achieved, because the solution is unique regardless of starting point.

Further, when mean traffic volume is low (thus λ is low), $-\frac{d^2\ell}{d\lambda^2}$ is not close to zero since λ is in the denominator. When traffic is heavy and λ increases, its effect is controlled by the square root. Consider an extreme situation when the mean traffic volume is of the order of a million clicks whereas only one click is observed in a given time interval. Even in this example, the second derivative is .001 which is **not** arbitrarily close to zero. Therefore, we can argue that our optimization function is concave for all possible traffic volumes, and exhibit the properties of a *strongly concave* function for practical values of traffic.

4.2.4 Isolating fake-clicks. Having decomposed the click-stream into its constituent basic patterns our final task is to isolate which patterns correspond to fake-clicks.

For organic click fraud attacks, we isolate clickspam by simply observing where legitimate traffic (in matrix H) repeats more than once (as given by the weight matrix W). Each column of weight matrix W_{j*} gives the extent of repetition of the j^{th} base pattern H_{j*} . All patterns that repeat twice or more, are involved in organic click fraud. Using matrix H , we compute H' as follows; we retain all $H'_{j*} = H_{j*} \forall \sum W_{j*} > 2$ and reset the rest $H'_{j*} = 0 \forall \sum W_{j*} \leq 2$ (i.e we retain all traffic that corresponds to click fraud). The weight matrix W is also modified to retain weights corresponding to click fraud $W'_{j*} = W_{j*} \forall \sum W_{j*} > 2$ and reset the rest $W'_{j*} = 0 \forall \sum W_{j*} \leq 2$. We then compute $O' = W'H'$, activating click fraud patterns alone. Each cell of O' contains the number of fake clicks detected during any 5 minute interval.

Identification of non-organic click fraud is a two-step process. *First*, we cluster closely related timing-patterns using the inverse cosine similarity as a distance function between basic patterns followed by clustering using kNN (k nearest-neighbors), a centroid-based clustering technique. The cosine similarity between vectors u and m is computed as the cosine of the angle between the two vectors; the smaller the angle, closer the vectors and higher the cosine value: $CS(m, u) = \frac{m \times u}{||m|| \times ||u||}$. The distance between vectors m and u is $1 - CS(m, u)$. The kNN algorithm [37] we use *automatically* estimates the number of clusters, starting from a unique cluster assignment for each pattern vector H_{*j} . kNN reduces the total number of comparisons to $O(n \log n)$ (from $O(n^2)$) whilst giving reasonably accurate results. *Second*, to determine which clusters of patterns correspond to non-organic clickspam, we use entropy as the validation metric. We

compute the average Shannon *entropy* of the distribution over inter-click times within click patterns in each cluster. The use of statistical average is appropriate as the patterns within a cluster are expected to be fairly similar to each other. Together, the weight and entropy of a cluster can be used to isolate different click fraud attacks. All clusters with entropy greater the 0.5 are indicative of legitimate traffic (which have innately higher entropy), the remaining clusters consists of low-rate clickspam generated using randomized or constant time offsets.

4.2.5 Algorithmic complexity. The complexity of our inference algorithm primarily depends on the number of time intervals and the density of clicks in each interval. There are $O(nmr)$ update operations in the worst (dense) case in the first iteration. We assume that the number of legitimate clicks is roughly $\log(m)$, based on the sparseness of user click activity where m is the number of time intervals. r – the number of independent sources – is a small constant. Thus the complexity reduces to $O(n \log m)$. The kNN algorithm used to cluster the basic-patterns involves a total of $n \log(n)$ comparisons, where k is a constant. Hence its complexity is $O(n \log n)$.

5 EVALUATION

To evaluate our inference algorithm we need access to the click-streams containing clickspam both organic and non-organic clickspam. Thus our first step was to acquire a pre-labelled dataset containing both legitimate and clickspam in controlled proportions. We achieved this by collecting traffic within a university network, filtering it, then exposing it to a testbed consisting of malicious apps and malware associated with click fraud. We then ran our inference algorithm over the traffic exiting the testbed, which contains clicks from legitimate sources as well as click fraud.

5.1 Dataset

We setup traffic monitors on the backbone routers at a university campus network to record ad-clicks. For each, ad-click an advertisement is requested and the monitor records the following: (Ad URL, Ad-server IP address, Publisher page (referrer URL), source IP address, User-agent string (UAstring), Timestamp).

We recorded a total of 217,334,190 unique clicks from June 2015 to Nov 2017. For each click, we record source-IP, UAstring, and timestamp. The data was collected after due process of obtaining ethical approval and is stored encrypted.

Exposing malware to legitimate click-traffic: We examined 12271 binaries (including compromised Android apps) associated with click fraud attacks, collectively referred to as malware. To get a basic understanding of the malware collection, we uploaded a randomly chosen sample of 120 malware to Virus Total, which matched roughly 60% of them to known malware (traced to families of Dridex, TDSS, ZeroAccess, Sefnit) and 40% or so were not recognized as malicious. To avoid cross-interference across malware (eg. one disabling the other), we installed only one click-malware sample per VM. Out of the 12271 malware samples, a majority of 9773 malware generated at least one clickspam when legitimate clicks were induced or regardless of it; the rest of the malware were excluded from further evaluation.

We exposed each malware sample to legitimate traffic from a controlled fraction of source-IP addresses, by injecting legitimate clicks

on advertisements within websites or apps being run in a VM. We set up a testbed consisting of 1700 VMs to scale the process. Within the testbed, we can control the number of compromised sources, the duration of compromise, the number of fake-clicks generated. To control for the number of fake-clicks, we regulate the amount of legitimate clicks injected within the VM. The output dataset contains a sequence of click timestamps for each source-IP address where each click corresponds either to a legitimate click or to clickspam (a click that was not induced within the VM).

5.2 Passive detection – Mimicry defense

We will now apply Clicktok to our dataset as a passive defense. To understand the significance of contextual parameters, we examine traffic from *multiple ad-networks*, control for the effects of *sizes* of legitimate and fake clicks, and *multiple ad categories*. To evaluate performance, we are concerned with the false-positive rate (the fraction of legitimate clicks reported as fraud clicks) and the true-positive rate (the fraction of fraud clicks detected).

The first step is to create the traffic matrix as explained in Section 4.2. The data from each source-IP address is loaded into one row of the matrix i.e one row per source per day. We divide the input time series into five-minute intervals, thus 288 columns per day. For each five-minute interval, we compute the total number of clicks (at this point, we have no idea whether the click is legitimate or spam).

Choice of time interval (bin size): The consideration here is the level of temporal granularity required in isolating fake clicks – is the defender happy to know that a fake click occurred within a specific day or a specific hour or a specific five minute interval. Within the limitations of our study, we found the average user clicks on less than 15 advertisements per day. Thus having a small bin size in the range of a few seconds would be an overkill in terms of unduly high granularity.

Choosing the # basic-patterns: Next, the number of unknown basic-patterns is fixed by hand. To choose r we need to consider the maximum possible number of basic patterns, which is $r = n$. This is the scenario where the traffic dataset is not compressible at all. Thus a simple way to choose r is to simply set it to n . A higher r value (than necessary) has no impact on detection efficiency, it simply causes some basic patterns to repeat and get clustered together when kNN is applied. On average, r greater than 73 did not result in any new basic patterns. We chose parameter $r = 75$ and applied the technique as per section 4.

Attack volumes: Our dataset contains stealthy click fraud attacks where the click fraud is less than 5 clicks per source device per day (eg. TDSS and TDL4). This is the hardest case for detection. The dataset also contains *Sparse* click fraud attacks are mid-range attacks corresponding to between 5 and 15 clicks per day (Eg. Chameleon and Zeus descendents). Any threshold-based statistical technique will be very hard pressed to detect a stealth attack. Finally, *Firehose* attacks involve anywhere greater than 15 clicks per day per source (Eg. Zeroaccess). The attack traffic is distributed among publisher sites to reduce the per-publisher volume below the anomaly threshold [24].

To Isolate organic clickspam: we examine whether any timing patterns corresponding to legitimate clicks manifest for a second (or more) time. The reoccurrence of a subset of legitimate clicks triggers the optimization criteria (Equation 3) resulting in detection. The

Ad-network (duration)	Attack	#spam/src/day	% FPR	% TPR
Google (1 week)	stealth-1	1-4	0.066	62.80
	sparse-1	5-15	0.009	74.31
	firehose-1	>15	0.004	87.46
Google (12 weeks)	stealth-12	1-4	0.019	78.03
	sparse-12	5-14	0.006	81.33
	firehose-12	>15	0.004	99.32
adCentre (1 week)	stealth-1	1-4	0.071	67.05
	sparse-1	5-15	0.008	74.52
	firehose-1	>15	0.004	81.07
adCentre (12 weeks)	stealth-12	1-4	0.024	81.79
	sparse-12	5-15	0.005	82.92
	firehose-12	>15	0.003	98.36

Table 1: Passive detection — detection and error rates of inference

organic click traffic being exploited for carrying out the click fraud attack is found in matrix H while the clickspam is identified by the location of pattern activation in matrix W (weight matrix). Each column of W contains weights indicating the extent to which each legitimate traffic sources was used in generating clickspam. This covers the case where the attacker abuses multiple legitimate click-traffic sets to generate clickspam. The precise mechanism is given in Section 4.2.4.

To isolate non-organic click fraud: we set the cosine-similarity threshold of 0.9 over non-repeating columns vectors of H . We found several giant clusters (between 1 and 25) that contained a majority (70% to 98%) of the clicks from the clickstream. And, some (0-16) small-sized clusters which have fewer clicks within them (2% and 30% of the clicks). We then examine the normalized entropy and weight of each cluster of patterns. As a heuristic, clusters with low entropy (≤ 0.5) correspond to simple click fraud attacks where the click module is characterized by low-variability or near-constant inter-click times; this includes click modules generating traffic via constant or random offsets to legitimate clicks. Pattern clusters with normalized entropy greater than 0.5, are considered to be legitimate flows.

Detection and error rates of inference The results of applying Clicktok are summarized in Table 1. We observe fairly serviceable detection rates between 70% to 100%. More importantly, the FPR are fairly low at between 3 clicks for high-volume attacks to 66 clicks per hundred thousand (100k) clicks for stealthier low-volume attack. These results are consistent across ad-networks which helps in verifying the evaluation results of Clicktok in a realistic setting.

Background traffic sizes: Larger traffic sizes improve inference. For Google, detection rate of stealth attacks improves by 12% while false-positives reduce from 66 to 19 clicks per hundred thousand. Interestingly we found this with adSense (Microsoft) as well, which increases confidence in the result. For stealthy attacks, this significant reduction is achieved by exploiting correlations across user clickstreams. As the traffic for multiple users is considered together, even a low attack-rate can be detected across click traffic from multiple users. Understandably, a lesser improvement is observed with firehose attacks as higher attack rates already afford better detection and lower FPR even with just a few days of traffic.

Effects of click category: We examined click fraud in three categories, sponsored, contextual, and mobile ads. First, sponsored search ads are displayed by search engines based on the keywords within the user's query alongside search results. Second, contextual ads, are a more generic form of advertisements that are displayed on a

(a) Google 84M				(b) Microsoft adSense 78M clicks			
Fraud-type	#spam	% FPR	% TPR	Fraud-type	#spam	% FPR	% TPR
Sponsored	16795	0.005%	93.595	Sponsored	18219	0.005%	89.11
	138345	0.005%	95.005		123442	0.004%	90.70
	1332910	0.004%	95.692		912480	0.004%	92.17
Contextual	22394	0.005%	87.806	Contextual	20380	0.006%	88.30
	171883	0.005%	89.202		323302	0.004%	91.68
	1818777	0.004%	90.546		2198249	0.004%	90.93
Mobile	18475	0.004%	91.379	Mobile	10594	0.005%	90.33
	108999	0.003%	92.833		141077	0.003%	91.52
	1165221	0.003%	92.654		1161338	0.003%	94.76

Table 2: Detection and error rates of Inference across multiple click streams

webpage based on the keywords present on that particular webpage. For instance, an advertisement on purchasing gold bars might be displayed on a webpage containing information about investing in gold. Third, mobile ads, is a category of advertisements that's exclusively shown on mobile phones. The detection rate is fairly high in all cases. Notably, detection of mobile adfraud has a lower false positive rate compared to the others. This is indicative that click-generation strategies on mobile devices is mostly based on organic click fraud attacks, which our inference algorithm is specifically designed to detect. In all instances we note a serviceably low false-positive rate.

5.3 Active defense – Bait clicks

The idea is that the ad-network injects *bait clicks* with a well defined inter-click delay pattern. Any mimicking behaviour of the injected pattern is evidence of click fraud. This approach is loosely motivated from traffic-analysis literature [34]. We used an injected pattern where consecutive injected clicks are a $\delta_n = \delta$ time apart $t_n = \delta_n + t_{n-1}$. The ad-network can use more than one injected patterns each defined by a different δ in order to keep the bait-clicks discreet.

To implement this defense, as before the traffic matrix O is initialized with each row containing the time series from a 24 hour output of the testbed. We then decompose O using our inference algorithm and $r = n$, however there are two important changes. First, the initial r rows of H are set to the injected patterns instead of being initialized with random value. Second, instead of applying the update functions for H from equation 4 for all $i < r'$, we fix the values of H_{i*} for all $i \leq r$ i.e the rows of H representing injected patterns are not altered. This step allows the other rows of H to be suitably altered so as to represent legitimate timing patterns. The final step is the isolation of fraud clicks. This is done by analyzing W . W_{ij} gives the influence of pattern H_{j*} on click traffic time series O_{i*} . Since the injected timing patterns are located on the first r rows of H , the fraction of fraud clicks for time-window i of click traffic is simply computed as: $\frac{\sum_{j=1}^r W_{ij}}{\sum_{l=1}^n W_{il}}$.

In engineering terms, an ad-network sends ads encapsulated with JavaScript code into the user's browser. Code execution is triggered by a suitable JavaScript event (such as when a page has finished loading). For the ad-network the network and computational overheads are constant time per user and scales linearly with the number of users. The impact on the user device is also fairly minimal, dispatching three-four mouse clicks on an advertisement.

Ad-network (duration)	Attack	#spam/src/day	% FPR	% TPR
Google (1 week)	stealth-1	1-4	0.051	66.40
	sparse-1	5-15	0.010	78.61
	firehose-1	>15	0.004	93.48
Google (12 weeks)	stealth-12	1-4	0.004	89.34
	sparse-12	5-15	0.004	91.62
	firehose-12	>15	0.003	96.77
Microsoft (1 week)	stealth-1	1-4	0.060	51.02
	sparse-1	5-15	0.003	75.14
	firehose-1	>15	0.005	92.60
Microsoft (12 weeks)	stealth-12	1-4	0.004	90.78
	sparse-12	5-15	0.003	92.44
	firehose-12	>15	0.002	95.41

Table 3: Active defense — detection and error rates of inference

Results: Active defense improves detection rates by almost 10%. The results of active defenses are documented in Table 3. In both Google and AdSense, active defenses are very successful (> 89%) at detecting fake-clicks at all ranges of attack traffic volumes from stealthy to a firehose, at low FPR of 30–40 per million clicks. The reduction in FPR for low-rate attacks is most improved compared to passive defenses, indicating the importance of considering active attack approaches in fighting click fraud.

However, when active defenses are presented with poor context (1-week traffic set), i.e applied over only few clicks per user, we observe that detection and FPR are similar to passive defenses. To understand why, we must note that looking for a response to injected traffic mainly detects mimicking attacks (as opposed to other variable-rate attacks such as randomly generated fake-clicks). In our dataset, a week's traffic contains between 2 and 43 user clicks per day. At attack rates of two per day, Clicktok fails to detect the attack. As attack rates which are still fairly stealthily increases, click fraud attacks are readily detectable; For an increase in fake-click rate from 1% to 10% of legitimate traffic, we observe a reduction in FPR by an order of magnitude for stealth attacks, while detection rate increases from 50% to 70%. For higher attack rates, the click fraud campaigns are mostly randomly generated fake-clicks, and these result in modest changes in FPR.

6 DISCUSSION

Successful click fraud campaigns not only need to *scale*, they must also be *credible* (*pseudo-legitimate*), and *stealthy*. Attackers achieve scale using compromised apps to automate click fraud campaigns and achieve stealth by using organic clicks to institute click fraud. To combat stealth, Clicktok detects click fraud based on timing characteristics of clicktraffic feeds received at ad-networks. Unlike threshold based defences, it exploits correlations in timing behaviour across multiple compromised end-user devices.

Detecting click fraud using timing information exploits a fundamental property of attacks based on organic click fraud — some attack traffic is a function of historical legitimate traffic. Clicktok's strength lies in its generic approach. Instead of assuming specific attack methods for click fraud attack strategies, Clicktok uses a notion of a *compressive* optimization function to isolate clicks generated by different sources without prior knowledge about what those sources are. Thus Clicktok can isolate non-organic clickspam such as those generated at pseudo-random times and the replay of organic clickstreams.

Our techniques show some promise: passive defences have a detection rate of around 78%–81% with a false-positive rate of 190

per million clicks; and, active attacks work best, with the false positive rate entering a region of 40 to 70 false positives per million clicks. This means the ad-network charges the advertiser for 40 to 70 clicks per million clicks received, as compared with a false-positive rate of between 200,000–300,000 clicks per million in current ad-networks [8, 14].

Passive defenses: When Clicktok is applied as a passive defense, it acts as a (lossy) compression function that partitions the input time series into basis patterns, such that all basis patterns from the same distribution are grouped together. Thus given a clickstream containing clicks generated from different statistical distributions (random variables) over generation times, Clicktok creates as many partitions.

Active defenses: We model a clickstream as a timing channel between a user and the ad-network composed of inter-click times between consecutive ad clicks. The ad-network watermarks the channel periodically using bait-clicks. When an attacker harvests and reuses a (legitimate) clickstream, it sets off watermark detectors located in the ad-network. Unlike conventional watermarks however, the timing pattern induced by click fraud may not appear as an isolated series of consecutive clicks. Clickstreams arriving at the ad-network may therefore contain clickspam that's thoroughly mixed (superimposed) with legitimate clicks. Thus, the challenge of designing the watermark detector system is to *unmix* the stream back into legitimate and clickspam. Clicktok develops the algorithmic basis for carrying out this work. In order to bypass the active defences, the attacker must distinguish between the bait-click watermark and legitimate traffic, which roughly speaking, shifts the burden of solving the click fraud problem to the attacker.

6.1 Limitations of Clicktok

Metrics used: We use entropy as a validation metric with a normalised threshold of 0.5. However, this may be vulnerable to the adversary generating non-organic clickspam using pseudo-random number generator that generates clicks from distributions with high entropy. While we haven't observed this taking place in our testbed across 1.5 years, it is a reasonable countermeasure for the attacker. Clicktok can still function in these circumstances by leveraging a honeypot to populate the pattern matrix H as follows: columns of the pattern matrix are pre-populated with traffic from the honeypot and fixed i.e excluded from the application of multiplicative rules in Eqn. 4 while the rest of the columns are optimised. Upon convergence, the weight matrix will contain high weights if any traffic similar to the honeypot is observed in the traffic matrix O .

IP aggregation and churn: Often, enterprise networks may deploy DMZ or other traffic aggregators to avoid exposing IP addresses to the outside world. This impacts the extent of attribution. Malice will therefore be at best traced back to the aggregator and further investigation would be required to isolate the actual source behind the aggregator. Churn causes similar record-keeping problems. In order to positively attribute malice to a source, the source-IP addresses involved must be reconciled with the local DHCP records. We note that the impact on detection itself is minimal; an short DHCP expiration policy, simply implicates both the previous and new source IP addresses of a malicious source.

Technique	Attack	#spam/src/day	% FPR	% TPR
Clicktok	stealth	1–4	0.066	62.80
	sparse	5–15	0.01	74.31
	firehose	>15	0.004	87.46
Similarity Seeker	stealth	1–4	14.41	57.49
	sparse	5–15	9.68	59.82
	firehose	>15	0.78	85.21
ViceROI	stealth	1–4	10.23	60.03
	sparse	5–15	2.65	66.13
	firehose	>15	0.5	78.29
PubCrawl	stealth	1–4	4.70	52.64
	sparse	5–15	3.24	67.28
	firehose	>15	0.85	77.91

Table 4: Comparative analysis of Clicktok (Passive) vs others

Cookies and deletion: A relatively reliable approach is to use cookies instead of source-IP addresses to keep track of malice. Ad-networks can track click streams on a per user basis using authenticated HTTP sessions, instead of solely depending on source IP addresses. Cookies can help address churn issues where a pool of source IP addresses are cycled among many users.

6.2 Comparison with related work

We compared Clicktok's efficiency with click fraud detection techniques proposed in the literature. While some of these techniques were not intended to work with the challenges of embedded fake clicks or stealthy click fraud attacks, we can nonetheless compare against them on real datasets to get a sense of how Clicktok compares against these approaches. Several techniques to differentiate fake clicks from legitimate clicks have been proposed. Work in this space can be categorized into *threshold-based* techniques that build a baseline of benign behaviour and analyze deviations from the baseline, and on timing analysis techniques. We choose two methods from timing analysis and a recently proposed threshold technique for detection efficiency.

- Threshold-based approaches detect hotspots of activity between click-malware and publishers. One set of techniques detect traffic hotspots [24–26]. Another technique is to examine publisher-user pairs with above-average click rates [9]. All the techniques in this approach develop a normative baseline of activity and detect malicious behaviour beyond a threshold distance from the baseline. The idea is that fraudsters need to scale their activity to a level where their turnover (from a click fraud campaign) covers their costs as well as generate a profit.
- In time-series analysis, techniques such as auto-correlation, partial-correlation, and cross-correlation techniques [39] are used to process the input click stream. Each clickstream is converted into a time-series by counting the number of clicks within each time interval, just as in Clicktok. Parsing Clicktok's traffic matrix in a row-major fashion gives the required time-series vector over which analysis techniques are applied. Recently, PubCrawl [15] extended this idea by combining it with learning approaches, where a classifier is trained with a labelled dataset containing time series for both honest and fraud clicksets.

The algorithmic complexity of both is similar to Clicktok so we were able to readily run them on the 1-week Google ad-network dataset. Results from our comparison are shown in Table 4. We found that the performance of Clicktok is similar to existing solutions for

high-rate (hose and firehose) attacks in terms of detection rate, but has a much better FPR for all attacks. For low-rate attacks (stealth and sparse), Clicktok significantly outperforms all existing solutions. For example, for a hose attack, Clicktok's FPR is 0.04% whereas FPR for other approaches ranged from 0.5%–7.65%. As another example, for a stealth attack, Clicktok's FPR is 0.066% whereas FPR for other approaches ranged from 4.7%–14.7%.

Our experiments show the limitations of using threshold based approaches, which can be defeated by reducing the network loads placed by attackers. In the case of ViceROI, the cost of renting a botnet has fallen by three orders of magnitude which allows attackers to scale up the number of attack hosts for the same amount of click fraud, pushing the level of fraud per user and per publisher below the detection threshold. Similarly, with Similarity-Seeker which looks for traffic hotspots, but without using bluff ads to generate a baseline, the hotspot is diffused with increase in the number of attack hosts and malicious publishers. Interestingly, PubCrawl was fairly successful at detecting stealthier attacks than Similarity Seeker and ViceROI. PubCrawl also uses time-series analysis, however it is not designed to handle the case where clickspam and legitimate traffic are temporally overlapped. This capability gap is especially evident when the fake-clickstream size is smaller as any overlap tends to severely 'damage' the signal that PubCrawl detects.

7 RELATED WORK

Click fraud demonstrates a serious economic impact on the Internet sub-economy of the click marketplace, bringing rise to a growing body of academic research to address the problem. Click fraud inflicts losses for tens of thousands of online advertisers, causing upwards of hundreds of millions of dollars each year [30].

Several papers have highlighted the importance of the field of advertising and click fraud [36, 41]. Keeping ad-networks free of fraud is highlighted by the work of Mungamuru et al. [30], who show that ad-networks free of click fraud results in a competitive advantage over rival ad-networks and thus attracts more advertisers. Research shows that even the largest advertising platforms are affected by click fraud [20] and are tackling the problem, by primarily employing data mining techniques to distinguish legitimate, fraudulent or bot-generated click events. Clickbots are a leading attack vector for carrying out click fraud; around 30% of the clicks are fraudulent across major ad-networks [8, 14] and originate from malware networks (rent-a-botnet services).

Clickbots and Malware Networks: Malware networks are primarily operated by malicious publishers or a malicious advertiser who depleted the budget of competing advertisers such as the WOW botnet [38]. Chen et al. [5] discovered that the TDSS/TDL4 botnet — one of the most sophisticated botnets — incurred an average of \$340 thousand in daily losses to advertisers. The losses scale up to ten times more than the daily impact some previous botnets had to the advertising ecosystem [23, 33]. Naturally, a number of studies have focused on botnets used for click fraud. Daswani et al. [7] reverse engineered clickbot and followed by Miller et al. [27] on Fiesta and 7cy. These works focused on the C&C traffic structure of the attack infrastructure. We consider the timing characteristics of click-generation algorithms used by botnets instead of the structure of the C&C traffic or the malware binaries. Unlike these specialized

studies which are solely focused on specific botnets, our work has wider application including future botnets.

Online advertisement networks employ a variety of heuristics to detect click fraud and apply corresponding discounts on advertisers they invoice [6]. These heuristics involves tracking and bounding user click behaviour often on a per-IP-address basis. In response, criminals are using large distributed attack networks of bots for launching replay click fraud attacks. Bots are unique in that they collectively maintain a communication structure across infected machines to resiliently distribute commands from a *command and control* node. The ability to coordinate and upload click fraud attack commands gives the botnet owner vastly increased power against major ad-networks.

Traffic analysis: Several countermeasures [24–26] are based on traffic analysis. These methods isolate machines being used for click fraud attacks by identifying traffic hot-spots between the attack machines and publisher sites. Not only non-stationary traffic, but also stealth occurrences of malicious behaviors both introduce issues to analyse anomalous network traffic [18]. Machine learning frameworks have been used to help analyse network behaviour, identify click fraud and adapt to changes in traffic [18, 29]. However, most of this research is done on botnet-induced click traffic, and does not identify the effectiveness of these methods on other forms of fraudulent clicks.

Detecting rogue publishers: In [9], Dave et al. point out that the conversion rate of malicious publishers is abnormally high. Thus a heuristic based on the conversion rate could be used as part of a click fraud defense. However, this is easily circumvented by distributing attack traces across a few publisher accounts. Or, alternately after an account is "tainted", it is abandoned. This strategy imposes additional effort on the attackers (they need to register new publisher accounts with high frequency) but this is cheap. Such a strategy is already well in use to evade reputation blacklists for domain names [12] due to which the mean life-time of domains is a mere 2.5 hours.

Click honeypots: Haddadi proposed the use of Bluff ads [14] — a fake ad that is of little interest to the legitimate user but would attract click fraud attacks in the wild. Bluff ads can be used to collect attack traffic and in conjunction with Click fraud to extract basis patterns corresponding to the static timing characteristics of malware click-modules.

Human bots: A human-centric approach to setting up a call-centre to generated handcrafted clickspam [21] and tricking people into clicking ads on porn websites and mobile gaming apps [10]. Zhang et al. studied click fraud by purchasing clicktraffic feeds. They also showed that the explicit existence of human clickers [42]. Our work is focused on clickspam generation from malware alone.

Trustworthy clicks: Gummadi et al. [13] propose to combat bot activity through detection mechanisms at the client. The client machine has a trusted component that monitors keyboard and mouse input to attest to the legitimacy of individual requests to remote parties. In addition, Juels et al. [16] likewise propose dealing with click fraud by certifying some clicks as premium or legitimate using an attester instead of attempting to filter fraudulent clicks. Zingirian and Benini [43] show that a single adversary can increase the click count for given advertised subscribers, from a single IP address, even if the paid clicks are not linked with legitimate advertisements. They

evaluate security tradeoffs and revenue losses from discarded clicks claimed as being illegitimate, and formulate an algorithm to control the tradeoff; which shows to induce a very low impact even with a large volume of clicks. Kintana et al. [19] created a system designed to penetrate click fraud filters in order to discover detection vulnerabilities. Blundo et al. [3] propose to detect click fraud by using Captchas and proof-of-work schemes. In a proof-of-work based scheme [8], the ad-network serves Captchas probabilistically in response to ad-clicks to verify the authenticity of clicks. The main problem here is that malware often delegate the problem of solving a CAPTCHAS to a third party. For example, via a gaming app where the players are asked to periodically solve Captchas for “authentication purposes”.

Detecting fake search engine queries: A number of click fraud malware use cover traffic in the form of automated search engine queries leading to the malicious publisher’s website. Researchers have dedicated considerable effort to methods for differentiating search queries from automated and human sources. Kang et al. [17] propose a learning-based approach to identify automated searches but exclude query timing. Yu et al. [40] observe details of bot behaviour in aggregate, using the characteristics of the queries to identify bots. Buehrer et al. [4] focus on bot-generated traffic and click-through designed to influence page-rank. These efforts do not examine timing behaviour, focusing instead on techniques for the search engine to identify automated traffic. Shakiba et al. [35] propose the detection of spam search engine queries using a semi-supervised stream clustering method, which characterises legitimate and illegitimate users using linguistic properties of search queries and behavioural characteristics of users; shown to be accurate 94% of the time with low overhead. Graepel et al. [11] define a scalable Bayesian click-through rate prediction algorithm, mapping input features to probabilities, for Sponsored Search in the Bing search engine. They showed that their new algorithm was superior to, and outperformed a calibrated Naive Bayes algorithm – regardless of the new algorithm being calibrated.

Machine-learning based defenses are vulnerable to mimicry attacks: Many machine-learning based approaches [36] have been proposed for click fraud detection. Many of these rely on rich feature sets. While there are clear benefits to a diverse feature set we also know that some features are highly predictable. For instance, accurately predicting ads of interest to a user is possible [11], reducing the utility of using features such as keywords in detecting click fraud – malware can target advertisers relevant to the user. Our finding is that timing information is relatively hard to predict and should be used in conjunction with other features to combat click fraud.

Conventional time-series analysis techniques don’t work: Conventional time-series techniques are auto-correlation, partial-correlation, and cross-correlation techniques [39] which can find statistically similar subsets across two or more time series. Correlation tools are typically applied to wavelet coefficients or to the inverse transform of wavelet coefficients at carefully selected coefficient levels. Correlation-based techniques can detect sub-similar features if the time series signal is not contaminated by convolutions of the signal with other signals or high-amplitude noise. Unfortunately, in the case of click fraud detection the traffic is contaminated by time-overlapping legitimate and spam clicks as shown in Figure 4. Indeed as prior art has noted, compromised-apps or click-malware generate

clickspam only when some “trigger” fires such as the presence of legitimate clicks on the compromised device [28].

Time series analysis has been used previously for detecting click fraud. In PubCrawl [15], the main idea is that users tend to be a lot more noisier than crawlers who have a relatively stable behaviour pattern across time. The challenge we address is significantly harder: what happens when machines (crawlers) mimic user-behaviour by closely following past user behaviour rather than the random strategies (which PubCrawl is designed to isolate).

8 CONCLUSION

Online advertising is a funding model used by millions of websites and mobile apps. Advertising revenues based on pay-per-click and pay-per-view (impression-based display and video advertising) have been growing rapidly. Criminals are increasingly targeting online advertising with special purpose attack tools called *click malware*. The goal of click-malware is to generate false impressions, or (simply put) fake-click-streams. Advertisers are tricked into paying attackers for fake-clicks resulting in hundreds of millions of dollars in revenue losses.

Click fraud instituted via malware is an important security challenge. Static attacks involving large attack volumes are easily detected by current techniques. However, dynamic attacks involving stealthy malware that adapt to user behaviour are poorly detected by current methods. We found that timing analysis can play a compelling role in isolating click fraud instituted via both static and dynamic attack techniques.

REFERENCES

- [1] 2016. You can now rent a Mirai botnet of 400000 bots. <https://www.bleepingcomputer.com/news/security/you-can-now-rent-a-mirai-botnet-of-400-000-bots/>
- [2] Patrick Billingsley. 1995. *Probability and Measure* (3 ed.). Wiley-Interscience. <http://www.worldcat.org/isbn/0471007102>
- [3] Carlo Blundo and Stelvio Cimato. 2002. SAWM: a tool for secure and authenticated web metering. In *Proceedings of the 14th international conference on Software engineering and knowledge engineering (SEKE '02)*. ACM, New York, NY, USA, 641–648. <https://doi.org/10.1145/568760.568871>
- [4] Gregory Buehrer, Jack W. Stokes, and Kumar Chellapilla. 2008. A large-scale study of automated web search traffic.. In *AIRWeb (ACM International Conference Proceeding Series)*, Carlos Castillo, Kumar Chellapilla, and Dennis Fetterly (Eds.). 1–8.
- [5] Yizheng Chen, Panagiotis Kintis, Manos Antonakakis, Yacin Nadj, David Dagon, and Michael Farrell. 2017. Measuring lower bounds of the financial abuse to online advertisers: A four year case study of the TDSS/TDL4 Botnet. *Computers & Security* 67 (2017), 164–180.
- [6] Click-spam accounting [n. d.]. The lane’s gift v. google report. http://googleblog.blogspot.in/pdf/Tuzhilin_Report.pdf.
- [7] Neil Daswani and Michael Stoppelman. 2007. The Anatomy of Clickbot.A. In *Proceedings of the First Conference on First Workshop on Hot Topics in Understanding Botnets (HotBots'07)*. USENIX Association, Berkeley, CA, USA, 11–11. <http://dl.acm.org/citation.cfm?id=1323128.1323139>
- [8] Vacha Dave, Saikat Guha, and Yin Zhang. 2012. Measuring and fingerprinting click-spam in ad networks. In *Proceedings of the ACM SIGCOMM 2012 conference on Applications, technologies, architectures, and protocols for computer communication (SIGCOMM '12)*. ACM, New York, NY, USA, 175–186. <https://doi.org/10.1145/2342356.2342394>
- [9] Vacha Dave, Saikat Guha, and Yin Zhang. 2013. ViceROI: Catching Click-spam in Search Ad Networks. In *Proceedings of the 2013 ACM SIGSAC Conference on Computer & Communications Security (CCS '13)*. ACM, New York, NY, USA, 765–776. <https://doi.org/10.1145/2508859.2516688>
- [10] Adrienne Porter Felt, Matthew Finifter, Erika Chin, Steve Hanna, and David Wagner. 2011. A survey of mobile malware in the wild. In *Proceedings of the 1st ACM workshop on Security and privacy in smartphones and mobile devices*. ACM, 3–14.
- [11] Thore Graepel, Joaquin Quiñero Candela, Thomas Borchert, and Ralf Herbrich. 2010. Web-Scale Bayesian Click-Through rate Prediction for Sponsored Search Advertising in Microsoft’s Bing Search Engine. In *Proceedings of the 27th International Conference on Machine Learning (ICML-10)*, Johannes

- Fürnkranz and Thorsten Joachims (Eds.). Omnipress, Haifa, Israel, 13–20. <http://www.icml2010.org/papers/901.pdf>
- [12] Chris Grier, Lucas Ballard, Juan Caballero, Neha Chachra, Christian J. Dietrich, Kirill Levchenko, Panayiotis Mavrommatis, Damon McCoy, Antonio Nappa, Andreas Pitsillidis, Niels Provos, M. Zubair Rafique, Moheeb Abu Rajab, Christian Rossow, Kurt Thomas, Vern Paxson, Stefan Savage, and Geoffrey M. Voelker. 2012. Manufacturing Compromise: The Emergence of Exploit-as-a-Service. In *Proc. of the ACM Conference on Computer and Communications Security (CCS)*.
 - [13] Ramakrishna Gummadi, Hari Balakrishnan, Petros Maniatis, and Sylvia Ratnasamy. 2009. Not-a-Bot (NAB): Improving Service Availability in the Face of Botnet Attacks. In *NSDI 2009*. Boston, MA.
 - [14] Hamed Haddadi. 2010. Fighting online click-fraud using bluff ads. *SIGCOMM Comput. Commun. Rev.* 40, 2 (April 2010), 21–25. <https://doi.org/10.1145/1764873.1764877>
 - [15] Gregoire Jacob, Engin Kirda, Christopher Kruegel, and Giovanni Vigna. 2012. PUBCRAWL: Protecting Users and Businesses from CRAWLers. In *Presented as part of the 21st USENIX Security Symposium (USENIX Security 12)*. USENIX, Bellevue, WA, 507–522. <https://www.usenix.org/conference/usenixsecurity12/technical-sessions/presentation/jacob>
 - [16] Ari Juels, Sid Stamm, and Markus Jakobsson. 2007. Combating click fraud via premium clicks. In *Proceedings of 16th USENIX Security Symposium on USENIX Security Symposium (SS'07)*. USENIX Association, Berkeley, CA, USA, Article 2, 10 pages. <http://dl.acm.org/citation.cfm?id=1362903.1362905>
 - [17] Hongwen Kang, Kuansan Wang, David Soukal, Fritz Behr, and Zijian Zheng. 2010. Large-scale Bot Detection for Search Engines. In *Proceedings of the 19th International Conference on World Wide Web (WWW '10)*. ACM, New York, NY, USA, 501–510. <https://doi.org/10.1145/1772690.1772742>
 - [18] Sara Khanchi, Nur Zincir-Heywood, and Malcolm Heywood. 2018. Streaming Botnet traffic analysis using bio-inspired active learning. In *NOMS 2018-2018 IEEE/IFIP Network Operations and Management Symposium*. IEEE, 1–6.
 - [19] Carmelo Kintana, David Turner, Jia-Yu Pan, Ahmed Metwally, Neil Daswani, Erika Chin, and Andrew Bortz. 2009. The Goals and Challenges of Click Fraud Penetration Testing Systems. In *International Symposium on Software Reliability Engineering*.
 - [20] Brendan Kitts, Jing Ying Zhang, Gang Wu, Wesley Brandi, Julien Beasley, Kieran Morrill, John Ettegui, Sid Siddhartha, Hong Yuan, Feng Gao, et al. 2015. Click fraud detection: adversarial pattern recognition over 5 years at Microsoft. In *Real World Data Mining Applications*. Springer, 181–201.
 - [21] Nir Kshetri. 2010. The Economics of Click Fraud. *IEEE Security & Privacy* 8, 3 (2010), 45–53. <http://dblp.uni-trier.de/db/journals/ieeesp/ieeesp8.html#Kshetri10>
 - [22] Daniel D. Lee and H. Sebastian Seung. 2000. Algorithms for Non-negative Matrix Factorization. In *In NIPS*. MIT Press, 556–562.
 - [23] Wei Meng, Ruian Duan, and Wenke Lee. 2013. DNS Changer remediation study. *Talk at M3AAWG 27th* (2013).
 - [24] Ahmed Metwally, Divyakant Agrawal, Amr El Abbadi, and Qi Zheng. 2007. On Hit Inflation Techniques and Detection in Streams of Web Advertising Networks. In *Proceedings of the 27th International Conference on Distributed Computing Systems (ICDCS '07)*. IEEE Computer Society, Washington, DC, USA, 52–. <https://doi.org/10.1109/ICDCS.2007.124>
 - [25] Ahmed Metwally, Divyakant Agrawal, and Amr El Abbadi. 2007. Detectives: detecting coalition hit inflation attacks in advertising networks streams. In *Proceedings of the 16th international conference on World Wide Web (WWW '07)*. ACM, New York, NY, USA, 241–250. <https://doi.org/10.1145/1242572.1242606>
 - [26] Ahmed Metwally, Fatih Emekci, Divyakant Agrawal, and Amr El Abbadi. 2008. SLEUTH: Single-publisher attack detection Using correlation Hunting. *Proc. VLDB Endow.* 1, 2 (Aug. 2008), 1217–1228. <http://dl.acm.org/citation.cfm?id=1454159.1454161>
 - [27] Brad Miller, Paul Pearce, Chris Grier, Christian Kreibich, and Vern Paxson. 2011. What's Clicking What? Techniques and Innovations of Today's Clickbots. In *Proceedings of the 8th International Conference on Detection of Intrusions and Malware, and Vulnerability Assessment (DIMVA'11)*. Springer-Verlag, Berlin, Heidelberg, 164–183. <http://dl.acm.org/citation.cfm?id=2026647.2026661>
 - [28] Andreas Moser, Christopher Kruegel, and Engin Kirda. 2007. Exploring Multiple Execution Paths for Malware Analysis. In *Proc. of the IEEE Symposium on Security and Privacy*.
 - [29] Riwa Mouawi, Mariette Awad, Ali Chehab, Imad H El Hajj, and Ayman Kayssi. 2018. Towards a Machine Learning Approach for Detecting Click Fraud in Mobile Advertising. In *2018 International Conference on Innovations in Information Technology (IIT)*. IEEE, 88–92.
 - [30] Bob Mungamuru and Stephen Weis. 2008. In *Financial Cryptography and Data Security*, Gene Tsudik (Ed.). Springer-Verlag, Berlin, Heidelberg, Chapter Competition and Fraud in Online Advertising Markets, 187–191. https://doi.org/10.1007/978-3-540-85230-8_16
 - [31] G. Ollmann. 2009. Want to rent an 80-120k DDoS Botnet? Blog: Damballa. <http://bit.ly/W9Hh2x>
 - [32] Paul Pearce, Vacha Dave, Chris Grier, Kirill Levchenko, Saikat Guha, Damon McCoy, Vern Paxson, Stefan Savage, and Geoffrey M. Voelker. 2014. Characterizing Large-Scale Click Fraud in ZeroAccess. In *Proceedings of the 2014 ACM SIGSAC Conference on Computer and Communications Security (CCS '14)*. ACM, New York, NY, USA, 141–152. <https://doi.org/10.1145/2660267.2660369>
 - [33] Paul Pearce, Vacha Dave, Chris Grier, Kirill Levchenko, Saikat Guha, Damon McCoy, Vern Paxson, Stefan Savage, and Geoffrey M Voelker. 2014. Characterizing large-scale click fraud in zeroaccess. In *Proceedings of the 2014 ACM SIGSAC Conference on Computer and Communications Security*. ACM, 141–152.
 - [34] Michael G. Reed, Paul F. Syverson, and David M. Goldschlag. 1998. Anonymous Connections and Onion Routing. *IEEE Journal on Selected Areas in Communications* 16, 4 (1998). [citeser.ist.psu.edu/reed98anonymous.html](https://doi.org/10.1109/49.708181)
 - [35] Tahereh Shakiba, Sajjad Zarifzadeh, and Vali Derhami. 2018. Spam query detection using stream clustering. *World Wide Web* 21, 2 (2018), 557–572.
 - [36] Brett Stone-Gross, Ryan Stevens, Apostolis Zaras, Richard Kemmerer, Chris Kruegel, and Giovanni Vigna. 2011. Understanding Fraudulent Activities in Online Ad Exchanges. In *Proceedings of the 2011 ACM SIGCOMM Conference on Internet Measurement Conference (IMC '11)*. ACM, New York, NY, USA, 279–294. <https://doi.org/10.1145/2068816.2068843>
 - [37] Thanh N. Tran, Ron Wehrens, and Lutgarde M.C. Buydens. 2006. KNN-kernel density-based clustering for high-dimensional multivariate data. *Computational Statistics & Data Analysis* 51, 2 (2006), 513 – 525. <https://doi.org/10.1016/j.csda.2005.10.001>
 - [38] Western Division of Washington at Seattle United States District Court. June 2009. United States District Court: Microsoft vs Eric Lam et. al., Civil Case Number CO 9-0815. <http://graphics8.nytimes.com/packages/pdf/business/LamComplaint.pdf>
 - [39] William Wu-Shyong Wei. 1994. *Time series analysis*. Addison-Wesley publ.
 - [40] Fang Yu, Yinglian Xie, and Qifa Ke. 2010. SBotMiner: Large Scale Search Bot Detection. In *Proceedings of the Third ACM International Conference on Web Search and Data Mining (WSDM '10)*. ACM, New York, NY, USA, 421–430. <https://doi.org/10.1145/1718487.1718540>
 - [41] Apostolis Zaras, Alexandros Kapravelos, Gianluca Stringhini, Thorsten Holz, Christopher Kruegel, and Giovanni Vigna. 2014. The Dark Alleys of Madison Avenue: Understanding Malicious Advertisements. In *Proceedings of the 2014 Conference on Internet Measurement Conference (IMC '14)*. ACM, New York, NY, USA, 373–380. <https://doi.org/10.1145/2663716.2663719>
 - [42] Qing Zhang, Thomas Ristenpart, Stefan Savage, and Geoffrey M. Voelker. 2011. Got Traffic?: An Evaluation of Click Traffic Providers. In *Proceedings of the 2011 Joint WICOW/AIRWeb Workshop on Web Quality (WebQuality '11)*. ACM, New York, NY, USA, 19–26. <https://doi.org/10.1145/1964114.1964119>
 - [43] Nicola Zingirian and Michele Benini. 2018. Click Spam Prevention Model for On-Line Advertisement. CoRR abs/1802.02480 (2018). [arXiv:1802.02480](http://arxiv.org/abs/1802.02480)