

# Complete Test Suites for Input/Output Systems\*

Adilson Luiz Bonifacio<sup>†</sup>

Arnaldo Vieira Moura<sup>‡</sup>

## 1 Introduction

Software testing has been an important part in system development processes, with the goal of improving the quality of the final products. The systematic use of formal methods and techniques has taken prominence when accuracy and critical guarantees are of paramount importance to the development process, such as when failures can cause severe damages. Testing approaches based on formal models have the added advantage that test suite generation, with proven completeness guarantees, can be effectively and precisely automated, for certain classes of specification models.

Some formalisms, such as Finite State Machines (FSMs) [Cardell-Oliver(2000), Bonifacio et al.(2012)Bonifacio, Moura, and Simao, Gonenc(1970), Hierons(2006), Dorofeeva et al.(2005)Dorofeeva, El-Fakih, and Yevtushenko, Krichen and Tripakis(2004)], capture some aspects of systems behaviors. However, in FSM models, input actions from the environment and output actions produced by the implementations under test are strongly related, and must occur synchronously. This may limit the designer ability to model more complex asynchronous behaviors.

This work studies aspects of more powerful formalisms where the exchange of input and output stimuli can occur asynchronously, namely, the class of Input/Output Labeled Transition Systems (IOLTSs) [Tretmans(1992), Tretmans(1999)]. In this context, model based testing [Gargantini(2005), Sidhu and Leung(1989), Tretmans(1996)] has been widely used as a formal framework to verify whether an implementation under test (IUT) is in conformance to desired behaviors of a given specification, according to a given fault model and a given conformance relation [Cunning and Rozenblit(2005), Nielsen and Skou(2001), Tretmans(1992), Tretmans(1999), Anand et al.(2013)Anand, Burke, Chen, Clark, Cohen, Grieskamp, Harman, Harrold, and McMin]. In this framework, in particular, the **ioco** conformance has been proposed as a suitable conformance relation for testing IOLTS models [Tretmans(2004), Tretmans(2008)].

We propose a more general notion of conformance relation for testing IOLTSs models. Under this more general notion of conformance, it is possible to accommodate much wider classes of IOLTS models, thus removing some of the structural restrictions imposed by other approaches. The main contributions of our work can be summarized as follows:

- The more general notion of conformance allows for the specification of arbitrary desired and undesired behaviors that an IUT must comply to. When these specifications are regular

---

\*In collaboration with Computing Institute - University of Campinas.

<sup>†</sup>Computing Department, University of Londrina, Londrina, Brazil.

<sup>‡</sup>Computing Institute, University of Campinas, Campinas, Brazil

languages, we show that there is a regular language that can be used as a complete test suite to detect the presence of all desired behaviors and the absence of any undesired behaviors.

- In a “white-box” testing scenario, when one has access to the internal structure of the implementations, we prove the correctness of a polynomial time algorithm that can be used for checking conformance in this more general setting. If the specification model is fixed, then the algorithm runs in linear time in the number of states in the implementation.
- In a “black-box” testing environment, when the tester does not have access to the internal structure of the implementations, we show that the classical **ioco** conformance relation [Tretmans(2008)] is a special case of this new conformance relation. We also show how to generate complete test suites that can be used to verify **ioco**-conformance under the same set of fault models considered by Tretmans [Tretmans(2008)], and for implementations with any number of states, independently of the number of states in the specification. Further, in this setting, we prove that  $1.61^m$  is an asymptotic worst case lower bound on the size of any **ioco**-complete test suite, where  $m$  is the number of states of the largest implementation to be put under test. We also show that our approach attains such a lower bound.
- In a more recent work, Simão and Petrenko [Simão and Petrenko(2014)] discussed how to generate complete test suites for some classes of restricted IOLTSs. We prove that our method can construct a finite and complete test suite for such classes of models, when the same restrictions must be satisfied. Also, in that work the complexity of the generated test suites was not studied. Here we prove an asymptotic exponential worst case lower bound for any **ioco**-complete test suite that must satisfy the same restrictions as in [Simão and Petrenko(2014)] and, further, we prove that our method attains this lower bound.

We briefly comment on works that are more closely related to our study. See Section 7 for a more expanded view. Tretmans [Tretmans(2008)] proposed the **ioco**-conformance relation for IOLTS models, and developed the foundations of an **ioco**-based testing theory, where IUTs are treated as “black-boxes”. In this testing architecture the tester is seen as an artificial environment that drives the exchange of input and output symbols with the IUT during test runs. Some restrictions must be observed by the specification, implementation and tester models, such as input-completeness and output-determinism. Simão and Petrenko [Simão and Petrenko(2014)], in a more recent work, also described an approach to generate finite complete test suites for IOLTSs. They, however, also imposed a number of restrictions upon the specification and the implementation models in order to obtain finite complete test suites. They assumed test purposes to be single-input and also output-complete. Moreover, specifications and implementations must be input-complete, progressive, and initially-connected, so further restricting the class of IOLTS models that can be tested according to their fault model. Here, we remove many of such restrictions.

This work is organized as follows. Section 2 establishes notations and preliminary results. Section 3 defines a new notion of conformance relation. A method for generating complete test suites for verifying adherence to the new conformance relation, and its complexity, is described in Section 4. Section 5 visits the classical **ioco**-conformance relation and establishes exponential lower bounds on the size of **ioco**-complete test suites. Section 6 looks at another class of IOLTS models and show how to obtain complete test suites for this class, and also discusses performance issues when working with models of this class. Section 7 discusses some related works, and Section 8 offers some concluding remarks.

## 2 Preliminaries and Notation

In this section we define Labeled Transition Systems (LTSs) and Input/Output Labeled Transition Systems (IOLTSs). For completeness, we also include standard definitions and properties of regular languages and finite state automata (FSA). Some preliminary results associating LTSs and FSA are given. We start with the formal models and some notation.

### 2.1 Basic Notation

Let  $X$  and  $Y$  be sets. We indicate by  $\mathcal{P}(X) = \{Z \mid Z \subseteq X\}$  the power set of  $X$ , and  $X - Y = \{z \mid z \in X \text{ and } z \notin Y\}$  indicates set difference. We will let  $X_Y = X \cup Y$ . When no confusion can arise, we may write  $X_y$  instead of  $X_{\{y\}}$ . If  $X$  is a finite set, the size of  $X$  will be indicated by  $|X|$ .

An alphabet is any non-empty set of symbols. Let  $A$  be an alphabet. A word over  $A$  is any finite sequence  $\sigma = x_1 \dots x_n$  of symbols in  $A$ , that is,  $n \geq 0$  and  $x_i \in A$ , for  $i = 1, 2, \dots, n$ . When  $n = 0$  we have the empty sequence, also indicated by  $\varepsilon$ . The set of all finite sequences, or words, over  $A$  is denoted by  $A^*$ . When we write  $x_1 x_2 \dots x_n \in A^*$ , it is implicitly assumed that  $n \geq 0$  and that  $x_i \in A$ ,  $1 \leq i \leq n$ , unless explicitly noted otherwise. The length of a word  $\alpha$  over  $A$  is indicated by  $|\alpha|$ . Hence,  $|\varepsilon| = 0$ . Let  $\sigma = \sigma_1 \dots \sigma_n$  and  $\rho = \rho_1 \dots \rho_m$  be words over  $A$ . The concatenation of  $\sigma$  and  $\rho$ , indicated by  $\sigma\rho$ , is the word  $\sigma_1 \dots \sigma_n \rho_1 \dots \rho_m$ . Clearly,  $|\sigma\rho| = |\sigma| + |\rho|$ . A language  $G$  over  $A$  is any set  $G \subseteq A^*$ . Let  $G_1, G_2 \subseteq A^*$  be languages over  $A$ . Their product, indicated by  $G_1 G_2$ , is the language  $\{\sigma\rho \mid \sigma \in G_1, \rho \in G_2\}$ . If  $G \subseteq A^*$ , then its complement is the language  $\overline{G} = A^* - G$ .

**Definition 2.1.** Let  $A, B$  be alphabets. A homomorphism, or just a morphism, from  $A$  to  $B$  is any function  $h : A \rightarrow B^*$ .

A morphism  $h : A \rightarrow B^*$  can be extended to a function  $\hat{h} : A^* \rightarrow B^*$  where  $\hat{h}(\varepsilon) = \varepsilon$ , and  $\hat{h}(a\sigma) = h(a)\hat{h}(\sigma)$  when  $a \in A$ . We can further lift  $\hat{h}$  to a function  $\tilde{h} : \mathcal{P}(A^*) \rightarrow \mathcal{P}(B^*)$ , by letting  $\tilde{h}(G) = \cup_{\sigma \in G} \hat{h}(\sigma)$ , for all  $G \subseteq A^*$ . To avoid cluttering the notation, we often write  $h$  in place of  $\hat{h}$ , or of  $\tilde{h}$ , when no confusion can arise. When  $a \in A$  is any symbol, we define the simple morphism  $h_a : A \rightarrow A - \{a\}$  by letting  $h_a(a) = \varepsilon$ , and  $h_a(x) = x$  when  $x \neq a$ . So,  $h_a(\sigma)$  erases all occurrences of  $a$  in  $\sigma$ .

The next simple result over finite languages will be useful later.

**Lemma 2.2.** Let  $A_1, A_2, B \subseteq A^*$  be languages over  $A$ . Then, there is a finite language  $C \subseteq B$  such that  $A_2 \cap B \subseteq A_1$  if and only if  $A_2 \cap C \subseteq A_1$ .

*Proof.* Immediate from the definitions. □

### 2.2 Labeled Transition Systems

A Labeled Transition System (LTS) is a formal model that makes it convenient to express asynchronous exchange of messages between participating entities. It consists of a set of states and a transition relation between states. Each transition is guarded by an action symbol. We first give the finite syntactic description of LTSs. A semantic structure that attributes meaning to a syntactic description will be given shortly in the sequel.

**Definition 2.3.** A Labeled Transition System over  $L$  is a tuple  $\mathcal{S} = \langle S, s_0, L, T \rangle$ , where:

1.  $S$  is a countable set of states or locations;

2.  $s_0$  is the initial state, or initial location;
3.  $L$  is a countable set of labels, or actions, and  $\tau \notin L$ , the internal action symbol;
4.  $T \subseteq S \times L_\tau \times S$  is a countable set of transitions.

**Example 2.4.** Figure 1 represents a LTS  $\mathcal{S} = \langle S, s_0, L, T \rangle$  where the set of states is  $S = \{s_0, s_1, s_2, s_3, s_4\}$  and the set of labels is  $\{b, c, t\}$ . The set of transitions is given by the arrows,

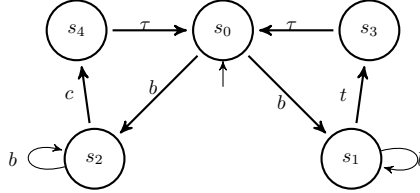


Figure 1: A LTS with 5 states and 8 transitions.

so  $(s_0, b, s_1)$  and  $(s_3, \tau, s_0)$  are transitions. Then

$$T = \{(s_0, b, s_1), (s_0, b, s_2), (s_1, b, s_1), (s_1, t, s_3), (s_2, b, s_2), (s_2, c, s_4), (s_3, \tau, s_0), (s_4, \tau, s_0)\}$$

is set of all transitions. □

The semantics of a LTS is given by its traces, or behaviors. First, we need the notion of paths in a LTS.

**Definition 2.5.** Let  $\mathcal{S} = \langle S, s_0, L, T \rangle$  be a LTS and  $p, q \in S$ . Let  $\sigma = \sigma_1, \dots, \sigma_n \in L_\tau^*$ . We say that  $\sigma$  is:

1. a path from  $p$  to  $q$  in  $\mathcal{S}$  if there are states  $r_i \in S$ ,  $0 \leq i \leq n$  such that  $(r_{i-1}, \sigma_i, r_i) \in T$ ,  $1 \leq i \leq n$ , with  $r_0 = p$  and  $r_n = q$ ;
2. an observable path from  $p$  to  $q$  in  $\mathcal{S}$  if there is a path  $\mu$  from  $p$  to  $q$  in  $\mathcal{S}$  such that  $\sigma = h_\tau(\mu)$ .

We say that the paths start at  $p$  and end at  $q$ .

So a path  $\sigma$  from  $p$  to  $q$  is just a sequence of symbols that allows one to follow the syntactic description of  $\mathcal{S}$  and move from state  $p$  to state  $q$ . Note that a path may include internal transitions, that is, transitions over the internal symbol  $\tau$ . An observable path arises from any ordinary path from which internal symbols have been erased. The idea is that an external observer will not see the internal transitions, as the model moves from state  $p$  to state  $q$ .

**Example 2.6.** Consider the LTS depicted at Figure 1. The following sequences are paths starting at  $s_2$ :  $\varepsilon$ ,  $b$ ,  $bc\tau$ ,  $c\tau bbb\tau b$ . Among others, the following are observable paths starting at  $s_2$ :  $\varepsilon$ ,  $b$ ,  $bc$ ,  $cbbb\tau b$ . There are observable paths of any length from  $s_2$  to  $s_1$ . □

If  $\sigma$  is a path from  $p$  to  $q$ , this can also be indicated by writing  $p \xrightarrow{\sigma} q$ . We may also write  $p \xrightarrow{\sigma}$  to indicate that there is some  $q \in S$  such that  $p \xrightarrow{\sigma} q$ ; likewise,  $p \rightarrow q$  means that there is some  $\sigma \in L_\tau^*$  such that  $p \xrightarrow{\sigma} q$ . Also  $p \rightarrow$  means  $p \xrightarrow{\sigma} q$  for some  $q \in S$  and some  $\sigma \in L_\tau^*$ . When we want to emphasize that the underlying LTS is  $\mathcal{S}$ , we write  $p \xrightarrow[\mathcal{S}]{} q$ . We will use the symbol  $\Rightarrow$  to

denote observable paths and will use the same shorthand notations as those just indicated for the  $\rightarrow$  relation. Note that  $s \Rightarrow p$  if and only if  $s \rightarrow p$ , for all states  $s$  and  $p$ .

Paths starting at a state  $p$  are the traces of  $p$ . The semantics of a LTS is related to traces starting at the initial state.

**Definition 2.7.** Let  $\mathcal{S} = \langle S, s_0, L, T \rangle$  be a LTS and let  $p \in S$ . The set of traces of  $p$  is  $tr(p) = \{\sigma \mid p \xrightarrow{\sigma}\}$ , and the set of observable traces of  $p$  is  $otr(p) = \{\sigma \mid p \xRightarrow{\sigma}\}$ . The semantics of  $\mathcal{S}$  is the set  $tr(s_0)$ , and the observable semantics of  $\mathcal{S}$  is the set  $otr(s_0)$ .

We may write  $tr(\mathcal{S})$  for  $tr(s_0)$  and  $otr(\mathcal{S})$  for  $otr(s_0)$ .

**Remark 2.8.** If  $\mathcal{S}$  has no  $\tau$ -labeled transitions, then  $otr(\mathcal{S}) = tr(\mathcal{S})$ .

**Example 2.9.** Consider the LTS depicted at Figure 1. The semantics of  $\mathcal{S}$  include such sequences as:  $\varepsilon$ ,  $bbc$ ,  $bt\tau bctbbb$ , among others. The observable semantics of  $\mathcal{S}$  include:  $\varepsilon$ ,  $bcbt$ ,  $bbbtcbctb$ .  $\square$

A LTS  $\mathcal{S}$  where the set of states  $S$  is infinite is better modeled using internal variables that can take values in infinite domains. When the set of labels  $L$  is infinite, it is better to use parameters that can exchange values from infinite domains with the environment. In Definition 2.3 we will always assume that  $S$  and  $L$  are finite sets. We can also restrict the syntactic of LTS models somewhat, without losing any descriptive capability. First, we can assume that there are no  $\tau$ -moves that do not change states. Further, we can do away with states that are not reachable from the initial state.

**Remark 2.10.** In Definition 2.3 we will always assume that  $S$  and  $L$  are finite sets. Further, for any  $s \in S$  we postulate that  $(s, \tau, s) \notin T$ , and that  $s_0 \rightarrow s$  holds.

The intended interpretation for  $\tau$ -moves is that the LTS can autonomously move along such transitions, without consuming any observable labels, that is, from an external perspective, a  $\tau$  label may induce “implicit nondeterminism”. On the other hand, internal actions can facilitate the specification of formal models. For example, in a real specification saying that “after delivering money, the ATM returns to the initial state”, if this behavior does not require exchanging messages with a user, then it can be specified by a  $\tau$ -move back to the initial state. In some situations, however, we may not want such behaviors, or we might want that no observable behavior leading to two distinct states. This motivates a special variant of LTSs.

**Definition 2.11.** We say that a LTS  $\mathcal{S} = \langle S, s_0, L, T \rangle$  is deterministic if  $s_0 \xRightarrow{\sigma} s_1$  and  $s_0 \xRightarrow{\sigma} s_2$  imply  $s_1 = s_2$ , for all  $s_1, s_2 \in S$ , and all nonempty  $\sigma \in L^*$ .

As a consequence, we have the following result.

**Proposition 2.12.** Let  $\mathcal{S} = \langle S, s_0, L, T \rangle$  be a deterministic LTS. Then  $\mathcal{S}$  has no  $\tau$ -labeled transitions.

*Proof.* For the sake of contradiction, assume that  $(p, \tau, q) \in T$  is a transition. So,  $p \xrightarrow{\tau} q$ . From Remark 2.10 we get  $p \neq q$  and  $\sigma \in L^*$  such that  $s_0 \xrightarrow{\sigma} p$ . Hence,  $s_0 \xrightarrow{\sigma} p \xrightarrow{\tau} q$ . Using Definition 2.7 we get  $s_0 \xRightarrow{\mu} p$  and  $s_0 \xRightarrow{\mu} q$ , where  $\mu = h_\tau(\sigma)$ . Since  $p \neq q$ , this contradicts Definition 2.11.  $\square$

## 2.3 Finite State Automata

Any LTS induces a finite automaton with a number of simple properties, and for which there are simple decision algorithms. In particular,  $\tau$ -labeled transitions in the LTS will correspond to nondeterminism induced by  $\varepsilon$ -moves in the finite automaton. For completeness, we give here the basic definitions.

**Definition 2.13.** A Finite State Automaton (FSA) over  $A$  is a tuple  $\mathcal{A} = \langle S, s_0, A, \rho, F \rangle$ , where:

1.  $S$  is a finite set of states;
2.  $s_0 \in S$  is the initial state;
3.  $A$  is a finite non-empty alphabet;
4.  $\rho \subseteq S \times (A \cup \{\varepsilon\}) \times S$  is the transition relation; and
5.  $F \subseteq S$  is the set of final states.

A transition  $(p, \varepsilon, q) \in \rho$  is called an  $\varepsilon$ -move of  $\mathcal{A}$ .

The semantics of a FSA is given by the language it accepts.

**Definition 2.14.** Let  $\mathcal{A} = \langle S, s_0, A, \rho, F \rangle$  be a FSA. Inductively, define the relation  $\mapsto$  as

- $p \xrightarrow{\varepsilon} p$ , and
- $p \xrightarrow{x\mu} q$  if  $(p, x, r) \in \rho$  and  $r \xrightarrow{\mu} q$  with  $x \in \Sigma \cup \{\varepsilon\}$ .

The language accepted by  $\mathcal{A}$  is the set  $L(\mathcal{A}) = \{\sigma \mid s_0 \xrightarrow{\sigma} p \text{ and } p \in F\}$ . A language  $G \subseteq A^*$  is regular if there is a FSA  $\mathcal{A}$  such that  $L(\mathcal{A}) = G$ .

It is a well established fact that the class of regular languages enjoy the following properties.

**Proposition 2.15.** Let  $h : A \rightarrow B^*$  be a morphism, and let  $G, H \subseteq A^*$ , and  $L \subseteq B^*$  be regular languages. Then, the following are also regular languages:  $GH$ ,  $G \cap H$ ,  $G \cup H$ ,  $\overline{G}$ , and  $h(G) \subseteq B^*$ . Further, given FSAs for the original languages we can effectively construct a FSA for any of the languages indicated by these operations.

*Proof.* See e.g., [Harison(1978), Hopcroft and Ullman(1979)]. □

With respect to the operations of union and intersection we can put simple upper bounds in the number of states of the resulting FSA, as can be seen from the constructions in [Harison(1978), Hopcroft and Ullman(1979)].

**Remark 2.16.** Let  $\mathcal{A}$  and  $\mathcal{B}$  be FSAs with  $n_{\mathcal{A}}$  and  $n_{\mathcal{B}}$  states, respectively. Then we can construct a FSA  $\mathcal{C}$  with at most  $n_{\mathcal{A}}n_{\mathcal{B}}$  states and such that  $L(\mathcal{C}) = L(\mathcal{A}) \cap L(\mathcal{B})$ . Likewise, from  $\mathcal{A}$  and  $\mathcal{B}$  we can also construct FSA  $\mathcal{C}$  with  $n_{\mathcal{A}} + n_{\mathcal{B}} + 1$  states and such that  $L(\mathcal{C}) = L(\mathcal{A}) \cup L(\mathcal{B})$ .

A deterministic FSA has no  $\varepsilon$ -moves and the transition relation reduces to a function. Completeness, in this case, means that from any state we can always find a transition on any symbol.

**Definition 2.17.** A FSA  $\mathcal{A} = \langle S, s_0, A, \rho, F \rangle$  is deterministic if  $\rho$  is a partial function from  $S \times A$  into  $S$ , and  $\mathcal{A}$  is complete if  $\rho$  is a total function from  $S \times A$  into  $S$ .

So, a FSA  $\mathcal{A}$  is deterministic if it has no  $\varepsilon$ -moves and  $(s, x, p_1)$  and  $(s, x, p_2)$  in  $\rho$  forces  $p_1 = p_2$ . Given any FSA  $\mathcal{A}$  we know how to construct an equivalent deterministic FSA  $\mathcal{B}$  using the subset construction [Hopcroft and Ullman(1979), Rabin and Scott(1959)].

**Proposition 2.18.** *For any FSA  $\mathcal{A} = \langle S, s_0, A, \rho, F \rangle$  there is a deterministic FSA  $\mathcal{B}$  with  $L(\mathcal{A}) = L(\mathcal{B})$ . Moreover, if  $F = S$ , then all states in  $\mathcal{B}$  are final states. Further,  $\mathcal{B}$  can be algorithmically constructed from  $\mathcal{A}$ .*

*Proof.* First, we eliminate all  $\varepsilon$ -moves from  $\mathcal{A}$  obtaining an equivalent FSA  $\mathcal{C}$  [Harison(1978), Hopcroft and Ullman(1979)]. As an easy observation from those constructions, we can see that if  $F = S$  then all states in  $\mathcal{C}$  are also final states. Next, given  $\mathcal{C}$ , use the standard subset construction [Rabin and Scott(1959)] to obtain a deterministic FSA  $\mathcal{B}$  with no  $\varepsilon$ -moves equivalent to  $\mathcal{A}$ . Here also, since all states in  $\mathcal{C}$  are final states, the construction forces all states in  $\mathcal{B}$  to be final states. Clearly,  $L(\mathcal{A}) = L(\mathcal{C}) = L(\mathcal{B})$  as desired.  $\square$

From a deterministic FSA we can easily get an equivalent complete FSA with at most one extra state. We just add a transition to that extra state in the new FSA whenever a transition is missing in the original FSA.

**Proposition 2.19.** *Let  $\mathcal{A} = \langle S_A, s_0, A, \rho_A, F \rangle$  be a deterministic FSA. We can effectively construct a complete FSA  $\mathcal{B} = \langle S_B, s_0, A, \rho_B, F \rangle$  such that  $L(\mathcal{B}) = L(\mathcal{A})$  and with  $|S_B| = |S_A| + 1$  states and  $|A|(|S_A| + 1)$  transitions.*

*Proof.* Let  $S_B = S_A \cup \{e\}$ , where  $e \notin S_A$ , and  $\rho_B = \rho_A \cup \{(e, \ell, e) \mid \text{for any } \ell \in A\} \cup \{(s, \ell, e) \mid \text{if } (s, \ell, p) \notin \rho_A \text{ for all } p \in S_A \text{ and } \ell \in A\}$ . It is clear that  $\mathcal{B}$  is a complete FSA. A simple induction on  $|\sigma| \geq 0$  shows that  $\sigma \in L(\mathcal{A})$  if and only if  $\sigma \in L(\mathcal{B})$ , for all  $\sigma \in A^*$ . Since  $\mathcal{B}$  is complete and has  $|S_A| + 1$  states, then it must have  $|A|(|S_A| + 1)$  transitions.  $\square$

We can now convert  $\tau$ -moves of a LTS into  $\varepsilon$ -moves of a FSA, and make any location in the LTS a final state of the FSA, and vice-versa. This association will allow us to develop algorithmic constructions involving LTSs by making use of known efficient algorithmic constructions involving the associated FSAs. Observe that in the induced FSAs all states are final.

**Definition 2.20.** *We have the following two associations:*

1. Let  $\mathcal{S} = \langle S, s_0, L, T \rangle$  be a LTS. The FSA induced by  $\mathcal{S}$  is  $\mathcal{A}_\mathcal{S} = \langle S, s_0, L, \rho, S \rangle$  where, for all  $p, q \in S$  and all  $\ell \in L$ :
 
$$\begin{aligned} (p, \ell, q) \in \rho & \quad \text{if and only if} \quad (p, \ell, q) \in T, \\ (p, \varepsilon, q) \in \rho & \quad \text{if and only if} \quad (p, \tau, q) \in T. \end{aligned}$$
2. Let  $\mathcal{A} = \langle S, s_0, A, \rho, S \rangle$  be a FSA. The LTS induced by  $\mathcal{A}$  is  $\mathcal{S}_\mathcal{A} = \langle S, s_0, A, T \rangle$  where, for all  $p, q \in S$  and all  $a \in A$ :
 
$$\begin{aligned} (p, a, q) \in T & \quad \text{if and only if} \quad (p, a, q) \in \rho, \\ (p, \tau, q) \in T & \quad \text{if and only if} \quad (p, \varepsilon, q) \in \rho. \end{aligned}$$

The observable semantics of  $\mathcal{S}$  is just the language accepted by  $\mathcal{A}_\mathcal{S}$ . We note this as the next proposition.

**Proposition 2.21.** *Let  $\mathcal{S} = \langle S, s_0, L, T \rangle$  be a LTS with  $\mathcal{A}_\mathcal{S}$  the FSA induced by  $\mathcal{S}$ , and let  $s, q \in S$ . Then we have:*

1. If  $\sigma \in L_\tau^*$  and  $s \xrightarrow{\sigma} q$  in  $\mathcal{S}$ , then  $s \xrightarrow{\mu} q$  in  $\mathcal{A}$ , where  $h_\tau(\sigma) = \mu$ .
2. If  $\mu \in L^*$  and  $s \xrightarrow{\mu} q$  in  $\mathcal{A}$ , then there is some  $\sigma \in L_\tau^*$  such that  $s \xrightarrow{\sigma} q$  in  $\mathcal{S}$  and  $\mu = h_\tau(\sigma)$ .

In particular,  $otr(\mathcal{S}) = L(\mathcal{A}_\mathcal{S})$ . Likewise when  $\mathcal{A}$  is a FSA and  $\mathcal{S}_\mathcal{A}$  is the LTS induced by  $\mathcal{A}$ .

*Proof.* An easy induction on the length of  $\sigma \in L_\tau^*$  shows that (1) holds, and a similar induction on the length of  $\mu$  establishes (2). By Definition 2.7, we know that  $\mu \in otr(\mathcal{S})$  if and only if there is some  $\sigma \in tr(\mathcal{S})$  such that  $\mu = h_\tau(\sigma)$ . Then, by item (1), we get  $\mu \in L(\mathcal{A}_\mathcal{S})$ , because all states in  $\mathcal{A}_\mathcal{S}$  are final states. For the converse, if  $\mu \in \mathcal{A}_\mathcal{S}$  then, by item (2), we get some  $\sigma \in tr(\mathcal{S})$  with  $h_\tau(\sigma) = \mu$ . Definition 2.7 then gives  $\mu \in otr(\mathcal{S})$ . Hence,  $L(\mathcal{A}_\mathcal{S}) = otr(\mathcal{S})$ .

The case when  $\mathcal{S}_\mathcal{A}$  is the LTS induced by a FSA  $\mathcal{A}$  follows by a similar reasoning.  $\square$

Proposition 2.21 says that  $otr(\mathcal{S})$  is regular. This implies that we can construct a FSA  $\mathcal{A}$  with  $L(\mathcal{A}) = otr(\mathcal{S})$ , and from  $\mathcal{A}$  we can then obtain a deterministic LTS equivalent to  $\mathcal{S}$ .

**Proposition 2.22.** *Let  $\mathcal{S}$  be a LTS. Then we can effectively construct a deterministic LTS  $\mathcal{T}$  such that  $otr(\mathcal{S}) = tr(\mathcal{T}) = otr(\mathcal{T})$ .*

*Proof.* Consider the FSA  $\mathcal{A}_\mathcal{S}$  induced by  $\mathcal{S}$ . From Proposition 2.21 we know that  $L(\mathcal{A}_\mathcal{S}) = otr(\mathcal{S})$ . Use Proposition 2.18 to get a deterministic FSA  $\mathcal{B}$  such that  $L(\mathcal{A}_\mathcal{S}) = L(\mathcal{B})$ . Hence  $otr(\mathcal{S}) = L(\mathcal{B})$ . From Definition 2.20 we know that all states of  $\mathcal{A}_\mathcal{S}$  are final states and so, from Proposition 2.18 it follows that the same is true of  $\mathcal{B}$ . Thus, from Definition 2.20 again, we can get the LTS  $\mathcal{S}_\mathcal{B}$ , induced by  $\mathcal{B}$ . By Proposition 2.21 again we now have  $L(\mathcal{B}) = otr(\mathcal{S}_\mathcal{B})$ , and so  $otr(\mathcal{S}) = otr(\mathcal{S}_\mathcal{B})$ . It is also clear from Definition 2.20 that  $\mathcal{S}_\mathcal{B}$  has no  $\tau$ -labeled transitions because  $\mathcal{B}$  has no  $\varepsilon$ -moves. So, Remark 2.8 says that  $tr(\mathcal{S}_\mathcal{B}) = otr(\mathcal{S}_\mathcal{B})$ , and we have  $otr(\mathcal{S}) = tr(\mathcal{S}_\mathcal{B}) = otr(\mathcal{S}_\mathcal{B})$ . We now argue that  $\mathcal{S}_\mathcal{B}$  is deterministic. We may write  $\mathcal{B} = \langle S, s_0, A, \rho, S \rangle$  and  $\mathcal{S}_\mathcal{B} = \langle S, s_0, A, T \rangle$ . For the sake of contradiction, assume that  $\mathcal{S}_\mathcal{B}$  is not deterministic. Then, since  $tr(\mathcal{S}_\mathcal{B}) = otr(\mathcal{S}_\mathcal{B})$ , Definition 2.11 gives some  $\sigma \in A^+$ , and some  $p_1, p_2 \in S$  such that  $s_0 \xrightarrow{\sigma} p_1$  and  $s_0 \xrightarrow{\sigma} p_2$ , with  $p_1 \neq p_2$ . Let  $|\sigma|$  be minimum. Then we have  $\sigma = \mu x$  with  $x \in A$  and  $q \in S$  such that  $s_0 \xrightarrow{\mu} q \xrightarrow{x} p_1$  and  $s_0 \xrightarrow{\mu} q \xrightarrow{x} p_2$ . Now, Definition 2.20 says that  $(q, x, p_1) \in \rho$  and  $(q, x, p_2) \in \rho$  are moves of  $\mathcal{B}$ , contradicting Definition 2.17 and the fact that  $\mathcal{B}$  is deterministic.

Since the construction at Proposition 2.18 is effective, we see that  $\mathcal{S}_\mathcal{B}$  can also be effectively constructed from  $\mathcal{S}$ .  $\square$

## 2.4 Input Output Transition Systems

In many situations, we wish to treat some action labels as symbols that the LTS “receives” from the environment, and another complementary set of action labels as symbols that the LTS “sends back” to the environment. The next LTS variation differentiates between input and output action symbols.

**Definition 2.23.** *An Input/Output Labeled Transition System (IOLTS) is a tuple  $\mathcal{I} = \langle S, s_0, L_I, L_U, T \rangle$ , where:*

1.  $L_I$  is a finite set of input actions;
2.  $L_U$  is a finite set of output actions;
3.  $L_I \cap L_U = \emptyset$ , and  $L = L_I \cup L_U$  is the set of actions;



4.  $\langle S, s_0, L, T \rangle$  is the underlying LTS associated to  $\mathcal{J}$ .

We indicate the underlying LTS associated to  $\mathcal{J}$  by  $\mathcal{S}_{\mathcal{J}}$ , and we denote the class of all IOLTSs with input alphabet  $L_I$  and output alphabet  $L_U$  by  $\mathcal{IO}(L_I, L_U)$ . Other works, *e.g.*, [Simão and Petrenko(2014), Tretmans(2008)], impose additional restrictions to the basic IOLTS model, but we do not need to restrict the models at this point.

Several notions involving IOLTSs will be defined by a direct reference to their underlying LTSs. In particular, the semantics of an IOLTS is the set of observable traces of its underlying LTS.

**Definition 2.24.** Let  $\mathcal{J} \in \mathcal{IO}(L_I, L_U)$  be an IOLTS. The semantics of  $\mathcal{J}$  is the set  $\text{otr}(\mathcal{J}) = \text{otr}(\mathcal{S}_{\mathcal{J}})$ .

When  $\mathcal{J}$  is an IOLTS the notation  $\xrightarrow{\mathcal{J}}$  and  $\Rightarrow_{\mathcal{J}}$  are to be understood as  $\xrightarrow{\mathcal{S}}$  and  $\Rightarrow_{\mathcal{S}}$ , respectively, where  $\mathcal{S}$  is the underlying LTS associated to  $\mathcal{J}$ . IOLTSs generalize the simpler formalism of Mealy machines [Gill(1962)], where communication is synchronous. In an IOLTS model, input and output labels are exchanged asynchronously, which facilitates the specification of more complex behaviors such as those in reactive systems.

**Example 2.25.** Figure 2(a) represents an IOLTS, adapted from [Krichen(2007)]. The model represents the lightening of a bulb. It has the two input actions  $s$  and  $d$  representing a single or a double click on the lamp switch, respectively. It has three output labels,  $dim$ ,  $bri$ , and  $off$ , informing the environment that the illumination turned to dim, bright or off, respectively. The initial state is  $s_0$ . Following the rightmost circuit, starting at  $s_0$ , when the user — that is, the environment — hits a single click on the switch the system moves from state  $s_0$  to state  $sd$  on the input action  $s?$ . This is represented by the transition  $s_0 \xrightarrow{s?} sd$ . Then, following the transition  $sd \xrightarrow{dim!} dm$ , the system reaches the state  $dm$  and outputs the label  $dim!$ , informing the user that the illumination is now dimmed. At state  $dm$  if the user double clicks at the switch, the system responds with  $off!$  and moves back to state  $s_0$ . This corresponds to the transitions  $dm \xrightarrow{d?} dd$  and  $dd \xrightarrow{off!} s_0$ . But, if at state  $dm$  the user instead clicks only once at the switch then the transitions  $dm \xrightarrow{s?} ds$  and  $ds \xrightarrow{bri!} br$  are traversed, and the system moves to state  $br$  issuing the output  $bri!$  to signal that the lamp is now in the bright mode.  $\square$

**Example 2.26.** Figure 2(b) represents another IOLTS, adapted from [Tretmans(2008)]. It describes a strange coffee machine. When the user hits the start button — represented by the input label  $but$  — the machine chooses to go either to state  $s_1$  or to state  $s_2$ . If it goes to state  $s_1$ , no matter how many extra times the user hits the button the loop labeled  $but?$  at state  $s_1$  is traversed, keeping the machine at state  $s_1$ ; then, asynchronously, the machine dispenses a cup of tea, signaled by the output label  $tea!$ , reaching state  $tea$ . Next, the machine performs an internal action, signaled by the internal action symbol  $\tau$ , and returns to the start state. If it chooses to follow down the left branch from the start state the situation is similar, but now the machine will dispense a cup of coffee, indicated by the output label  $coffee!$ , and another internal action moves it back to the start state again.  $\square$

## 2.5 Quiescent States

When treating the **io** conformance relation, some works [Tretmans(1996), Tretmans(2008)] distinguish the so called quiescent states. Informally, those are states from which there are no transitions labeled by some output action symbol. This motivates the following definitions. The function **inp** will be useful in the sequel.

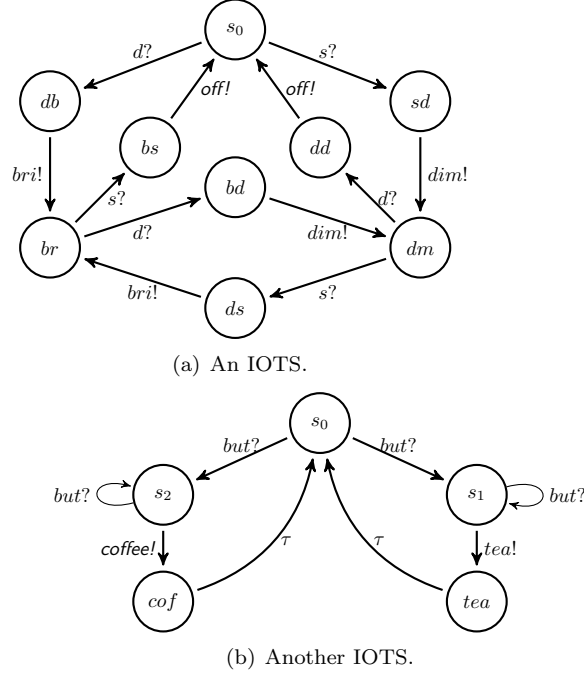


Figure 2: IOLTS models.

**Definition 2.27.** Let  $\mathcal{S} = \langle S, s_0, L_I, L_U, T \rangle$  be an IOLTS. Define the functions **out**, **inp** and **init** from  $\mathcal{P}(S)$  into  $L_I \cup L_U$ , respectively, as  $\mathbf{out}(V) = \bigcup_{s \in V} \{\ell \in L_U \mid s \xrightarrow{\ell}\}$ ,  $\mathbf{inp}(V) = \bigcup_{s \in V} \{\ell \in L_I \mid s \xrightarrow{\ell}\}$ , and  $\mathbf{init}(V) = \mathbf{inp}(V) \cup \mathbf{out}(V)$ , for all  $V \subseteq S$ . A state  $s \in S$  is said to be quiescent if  $\mathbf{out}(\{s\}) = \emptyset$ .

We may write  $\mathbf{out}(s)$ ,  $\mathbf{inp}(s)$  and  $\mathbf{init}(s)$  instead of  $\mathbf{out}(\{s\})$ ,  $\mathbf{inp}(\{s\})$  and  $\mathbf{init}(\{s\})$ , respectively.

We can imagine a “black-box” test setting where there is a “tester”, modeled by an IOLTS  $\mathcal{T}$ , and an implementation being tested, modeled by an IOLTS  $\mathcal{I}$ . In this setting, the tester, or the “artificial environment”,  $\mathcal{T}$  issues one of its output action symbols  $x$  to  $\mathcal{I}$ , which simultaneously accepts  $x$  as one of its input symbols. In the reverse direction, the implementation  $\mathcal{I}$  may respond with one of its output symbols  $y$ , that is simultaneously accepted by  $\mathcal{T}$  as one of its input symbols. That, is  $\mathcal{T}$  and  $\mathcal{I}$  move synchronously, but the input and output sets of symbols interchanged in  $\mathcal{T}$  and  $\mathcal{I}$ . We will always refer to a symbol  $x$  as an input or an output symbol from the perspective of the implementation  $\mathcal{I}$ , unless there is an explicit mention to the contrary. Hence, one should write  $\mathcal{I} = \langle S, s_0, L_I, L_U, T \rangle$  and  $\mathcal{T} = \langle Q, q_0, L_U, L_I, R \rangle$ .

As a result of accepting an input  $x$  from  $\mathcal{T}$ , the implementation  $\mathcal{I}$  may reach a quiescent state  $s$ . In a practical scenario, from this point on the implementation could no longer send responses back to the tester, and the latter will have no way of “knowing” whether the implementation is rather slow, has timed out, or will not ever respond. If we want to reason about this situation, within the formalism, it will be necessary to somehow signal the tester that the implementation is in a

quiescent state. A usual mechanism [Tretmans(2008)] is to imagine that the implementation has a special output symbol  $\delta \notin L_I \cup L_U$ ,  $\delta \neq \tau$ , and that  $\delta$  is then “sent back” to  $\mathcal{I}$  when  $\mathcal{I}$  reaches state  $s$ , and no longer responds. Since  $\mathcal{I}$  is not changing states in this situation, we include the self-loop  $s \xrightarrow{\delta} s$  into the set  $T$  of transitions of  $\mathcal{I}$  in order to formally describe the situation. On the tester side, being on a state  $q \in Q$  and upon “receiving” a  $\delta$  symbol from the implementation the tester may decide whether receiving such a signal in state  $q$  is appropriate or not, depending on the fault model it was designed for. If that response from the implementation was an adequate one, the tester may then move to another state  $q'$  to continue the test run. That is, on the tester side we add transitions<sup>1</sup>  $q \xrightarrow{\delta} q'$  between specific states  $q, q' \in Q$ . But note that we are still allowing both the tester  $\mathcal{T}$  and the implementation  $\mathcal{I}$  to freely move asynchronously along any number of internal  $\tau$ -labeled transitions, after reaching states that are the source of  $\delta$ -labeled transitions.

We may also refer to an IOLTS  $\mathcal{S} = \langle S, s_0, L_I, L_U \cup \{\delta\}, T \rangle$  that is equipped with quiescent  $\delta$ -labeled transitions, as a  $\delta$ -IOLTS. Note that, for any effect within the formalism, a  $\delta$ -IOLTS is still an ordinary IOLTS, only with its input or its output alphabet extended by the inclusion of a new distinct symbol  $\delta$ .

### 3 Conformance testing

This section defines a new and generalized notion of conformance relation, allowing for generic sets of desired and undesired behaviors to be checked for asynchronous IOLTS models. We study the relationship of this more general notion of conformance to the classical **ioco**-conformance [Tretmans(2008)]. In particular, we show that the classical **ioco**-conformance relation is a special case of this more general relation.

#### 3.1 The General Conformance Relation

Informally, we consider a language  $D$ , the set of “desirable”, or “allowed”, behaviors, and a language  $F$ , the set of “forbidden”, or “undesirable”, behaviors we want to verify of a system. If we have a specification LTS  $\mathcal{S}$  and an implementation LTS  $\mathcal{I}$  we want to say that  $\mathcal{I}$  *conforms* to  $\mathcal{S}$  according to  $(D, F)$  if no undesired behavior in  $F$  that is observable in  $\mathcal{I}$  is specified in  $\mathcal{S}$ , and all desired behaviors in  $D$  that are observable in  $\mathcal{I}$  are specified in  $\mathcal{S}$ . This leads to the following definition of conformance.

**Definition 3.1.** *Let  $D, F \subseteq L^*$ ,  $\mathcal{S}$  and  $\mathcal{I}$  be LTSs over  $L$ . Then  $\mathcal{I}$   $(D, F)$ -conforms to  $\mathcal{S}$ , written  $\mathcal{I} \mathbf{conf}_{D,F} \mathcal{S}$ , if and only if  $\sigma \in \text{otr}(\mathcal{I}) \cap F$  gives  $\sigma \notin \text{otr}(\mathcal{S})$ , and  $\sigma \in \text{otr}(\mathcal{I}) \cap D$  gives  $\sigma \in \text{otr}(\mathcal{S})$ .*

We note an equivalent way of expressing these conditions that may also be useful. Write  $\overline{\text{otr}}(\mathcal{S})$  for the complement of  $\text{otr}(\mathcal{S})$ , that is,  $\overline{\text{otr}}(\mathcal{S}) = L^* - \text{otr}(\mathcal{S})$ .

**Proposition 3.2.** *Let  $\mathcal{S}$  and  $\mathcal{I}$  be LTSs over  $L$ , and  $D, F \subseteq L^*$ . Then  $\mathcal{I} \mathbf{conf}_{D,F} \mathcal{S}$  if and only if  $\text{otr}(\mathcal{I}) \cap [(D \cap \overline{\text{otr}}(\mathcal{S})) \cup (F \cap \text{otr}(\mathcal{S}))] = \emptyset$ .*

*Proof.* From Definition 3.1 we readily get  $\mathcal{I} \mathbf{conf}_{D,F} \mathcal{S}$  if and only if  $\text{otr}(\mathcal{I}) \cap F \cap \text{otr}(\mathcal{S}) = \emptyset$  and  $\text{otr}(\mathcal{I}) \cap D \cap \overline{\text{otr}}(\mathcal{S}) = \emptyset$ . And the last two statements hold if and only if  $\emptyset = \text{otr}(\mathcal{I}) \cap [(D \cap \overline{\text{otr}}(\mathcal{S})) \cup (F \cap \text{otr}(\mathcal{S}))]$ , as desired.  $\square$

<sup>1</sup>In [Tretmans(2008)], a different symbol,  $\theta$ , was used to signal the acceptance of quiescence on the tester side, but for our formalism, that makes little difference, if any.

**Example 3.3.** Let  $\mathcal{S}$  be the specification in Figure 3(a) and  $\mathcal{J}$  the implementation in Figure 3(b). Take the languages  $D = (a + b)^*ax$  and  $F = ba^*b$ . We want to check if  $\mathcal{J} \mathbf{conf}_{D,F} \mathcal{S}$  holds. We

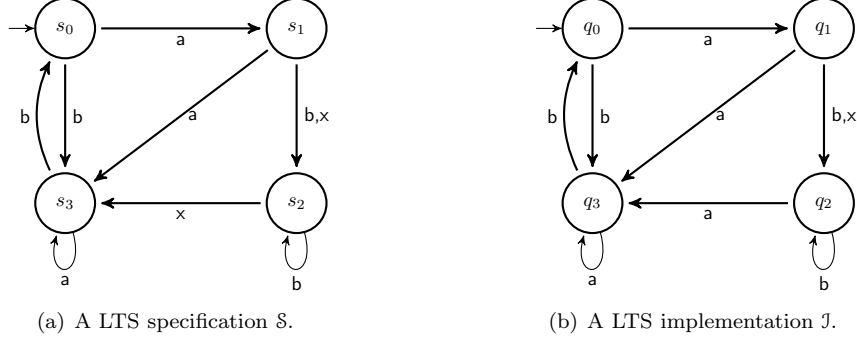


Figure 3: LTS models.

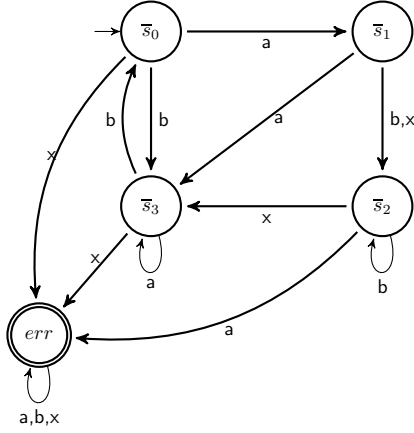
see that  $F \cap \text{otr}(\mathcal{S}) \neq \emptyset$  holds, for instance  $baab \in F \cap \text{otr}(\mathcal{S})$ . Since  $baab \in \text{otr}(\mathcal{J})$ , we conclude that  $\mathbf{conf}_{D,F} \mathcal{S}$  does not hold. We also see that  $\overline{\text{otr}}(\mathcal{S})$  is the language accepted by the FSA  $\overline{\mathcal{S}}$ , in Figure 4(a). A simple inspection shows that  $ababax$  is accepted by  $\overline{\mathcal{S}}$ , and that  $ababax \in D$ . Hence  $ababax \in D \cap \overline{\text{otr}}(\mathcal{S})$ . From Figure 3(b), we get  $q_0 \xrightarrow{abab} q_0 \xrightarrow{ax} q_2$ , and so  $ababax$  is an observable behavior of  $\mathcal{J}$ . So,  $\text{otr}(\mathcal{J}) \cap D \cap \overline{\text{otr}}(\mathcal{S}) \neq \emptyset$  which also means that  $\mathcal{J} \mathbf{conf}_{D,F} \mathcal{S}$  does not hold. We see that, in this case, either the condition specified in either of the regular languages  $F$  or  $D$  is enough to guarantee non-conformance.

For the sake of the completeness, assume the same models  $\mathcal{S}$  and  $\mathcal{J}$ , but now take  $F = ab^+x$  and  $D = aa^+b(bb)^*ax$ . By inspection, for any  $\sigma \in ab^+$  get  $q_0 \xrightarrow{\sigma} q_2$ , so that  $\sigma x \notin \text{otr}(\mathcal{J})$ . Thus,  $\text{otr}(\mathcal{J}) \cap F \cap \text{otr}(\mathcal{S}) = \emptyset$ . Moreover, for any  $\sigma \in D$  we get  $s_0 \xrightarrow{\sigma} s_2$  so that  $D \subseteq \text{otr}(\mathcal{S})$ . Hence,  $D \cap \overline{\text{otr}}(\mathcal{S}) = \emptyset$ . Therefore,  $\text{otr}(\mathcal{J}) \cap [(D \cap \overline{\text{otr}}(\mathcal{S})) \cup (F \cap \text{otr}(\mathcal{S}))] = \emptyset$ , and we now see that  $\mathcal{J} \mathbf{conf}_{D,F} \mathcal{S}$  holds.

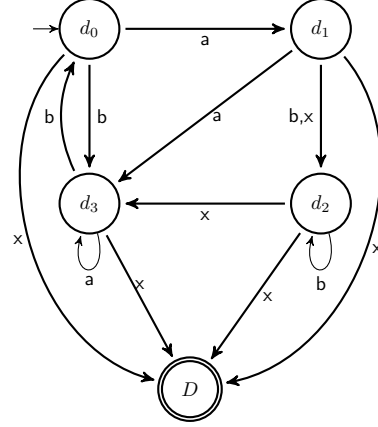
In Subsection 3.2 we will use this same example to compare the new conformance relation to the traditional **io-co**-conformance relation [Tretmans(2008)].  $\square$

In order to see that this notion of conformance is quite general, we note that by varying  $D$  and  $F$ , we can accommodate several different notions of conformance, as illustrated next:

1. All we want to check is that any observable behavior of  $\mathcal{J}$  must rest specified in  $\mathcal{S}$ . Then, let  $D = L^*$  and  $F = \emptyset$ . We get  $\mathcal{J} \mathbf{conf}_{D,F} \mathcal{S}$  if and only if  $\text{otr}(\mathcal{J}) \subseteq \text{otr}(\mathcal{S})$ .
2. Let  $C$  and  $E$  be disjoint subsets of locations of  $\mathcal{J}$ . Allowed observable behaviors of  $\mathcal{J}$  are all its observable traces that lead to a location in  $C$ , and no observable behavior of  $\mathcal{J}$  can lead to a location in  $E$ . Let  $H_C, H_E \subseteq L^*$  be the sets of observable behaviors of  $\mathcal{J}$  that end in locations in  $C$  and in  $E$ , respectively. Then,  $\mathcal{J} \mathbf{conf}_{H_C, H_E} \mathcal{S}$  if and only if any allowed behavior of  $\mathcal{J}$  is also specified in  $\mathcal{S}$  and no forbidden behavior of  $\mathcal{J}$  is specified in  $\mathcal{S}$ .
3. Let  $H \subseteq L$ . Desirable behaviors of  $\mathcal{J}$  are its observable traces that end in a label in  $H$ , and undesirable behaviors are of no concern. Choose  $F = \emptyset$  and  $D = L^*H$ .



(a) A FSA for  $\overline{otr}(\mathcal{S})$  of Figure 3(a).



(b) FSA  $\mathcal{D}$  for  $D = \overline{otr}(\mathcal{S}) \cdot L_U$ .

Figure 4: FSAs for languages  $\overline{otr}(\mathcal{S})$  and  $D$ .

Clearly,  $D$  and  $F$  are regular languages in all cases listed above. More generally, if an implementation  $\mathcal{J}$  conforms to a specification  $\mathcal{S}$  according to a pair of languages  $(D, F)$ , then we can assume that  $D$  and  $F$  are, in fact, finite languages.

**Corollary 3.4.** *Let  $\mathcal{S}$  and  $\mathcal{J}$  be LTSs over  $L$ , and let  $D$  and  $F$  be languages over  $L$ . Then, there are finite languages  $D' \subseteq D$  and  $F' \subseteq F$  such that  $\mathcal{J} \mathbf{conf}_{D,F} \mathcal{S}$  if and only if  $\mathcal{J} \mathbf{conf}_{D',F'} \mathcal{S}$ .*

*Proof.* By Proposition 3.2,  $\mathcal{J} \mathbf{conf}_{D,F} \mathcal{S}$  if and only if  $otr(\mathcal{J}) \cap F \subseteq \overline{otr}(\mathcal{S})$  and  $otr(\mathcal{J}) \cap D \subseteq \overline{otr}(\mathcal{S})$ . Lemma 2.2 gives a finite language  $D' \subseteq D$  such that  $otr(\mathcal{J}) \cap D' \subseteq \overline{otr}(\mathcal{S})$  if and only if  $otr(\mathcal{J}) \cap D \subseteq \overline{otr}(\mathcal{S})$ . Likewise, we can get a finite language  $F' \subseteq F$  such that  $otr(\mathcal{J}) \cap F' \subseteq \overline{otr}(\mathcal{S})$  if and only if  $otr(\mathcal{J}) \cap F \subseteq \overline{otr}(\mathcal{S})$ . By Proposition 3.2 again, this holds if and only if  $\mathcal{J} \mathbf{conf}_{D',F'} \mathcal{S}$ , as desired.  $\square$

**Example 3.5.** Let  $\mathcal{S}$  and  $\mathcal{J}$  be a specification and an implementation, again as depicted in Figures 3(a) and 3(b), respectively. Take the languages  $D = (a + b)^*ax$  and  $F = ab^+x$ . From Example 3.3 we know that  $\mathcal{J} \mathbf{conf}_{D,F} \mathcal{S}$  does not hold. Take the finite languages  $D' = \{ax, ababax\}$  and  $F' = \{abx\}$ . Clearly,  $D' \subseteq D$  and  $F' \subseteq F$ . It is clear that  $ax, ababax \in \overline{otr}(\mathcal{J})$ , but  $abx \notin \overline{otr}(\mathcal{J})$ , and  $ax, abx \in \overline{otr}(\mathcal{S})$ , but  $ababax \notin \overline{otr}(\mathcal{S})$ , so that  $ababax \in \overline{otr}(\mathcal{J}) \cap D' \cap \overline{otr}(\mathcal{S})$  whereas  $otr(\mathcal{J}) \cap F' \cap \overline{otr}(\mathcal{S}) = \emptyset$ . So, by Proposition 3.2,  $\mathcal{J} \mathbf{conf}_{D',F'} \mathcal{S}$  does not, as desired.  $\square$

### 3.2 The ioco Conformance Relation

Let  $\mathcal{S}$  be a specification IOLTS and let  $\mathcal{J}$  be an implementation IOLTS. The **ioco**-conformance relation [Tretmans(2008)] essentially requires that any observable trace  $\sigma$  of  $\mathcal{J}$  is also an observable trace of  $\mathcal{S}$  and, further, if  $\sigma$  leads  $\mathcal{J}$  to a location from which  $\mathcal{J}$  can emit the output label  $\ell$ , then  $\sigma$  must also lead  $\mathcal{S}$  to a location from which the same label  $\ell$  can also be output. That is, the implementation  $\mathcal{J}$  cannot emit a symbol  $\ell$  that is not an output option already specified by the specification  $\mathcal{S}$ , no matter to which locations any observable behavior of  $\mathcal{S}$  lead the two models to. Recalling Definition 2.27, we formalize these ideas.

**Definition 3.6** ([Tretmans(2008)]). Let  $L = L_I \cup L_U$ ,  $\mathcal{S} = \langle S, s_0, L_I, L_U, T \rangle$ , and  $\mathcal{J} = \langle Q, q_0, L_I, L_U, R \rangle$ .

1. Define **after**:  $S \times L^* \rightarrow \mathcal{P}(S)$  by  $s \text{ after } \sigma = \{q \mid s \xrightarrow{\sigma} q\}$ , for all  $s \in S$  and all  $\sigma \in L^*$ .
2. Define  $\mathcal{J} \text{ ioco } \mathcal{S}$  if and only if  $\text{out}(q_0 \text{ after } \sigma) \subseteq \text{out}(s_0 \text{ after } \sigma)$ , for all  $s \in S$ ,  $\sigma \in \text{otr}(\mathcal{S})$ .

Next we show that Definition 3.1 subsumes the classical **ioco**-conformance [Tretmans(2008)].

**Lemma 3.7.** Let  $\mathcal{S} = \langle S, s_0, L_I, L_U, T \rangle$  be a specification IOLTS and let  $\mathcal{J} = \langle Q, q_0, L_I, L_U, R \rangle$  be an implementation IOLTS. Then  $D = \text{otr}(\mathcal{S})L_U$  is a regular language over  $L_I \cup L_U$ , and we have that  $\mathcal{J} \text{ ioco } \mathcal{S}$  if and only if  $\mathcal{J} \text{ conf}_{D, \emptyset} \mathcal{S}$ .

*Proof.* From Definition 2.24 we know that the semantics of an IOLTS is given by the semantics of its underlying LTS. So, for the remainder of this proof, when we write  $\mathcal{S}$  and  $\mathcal{J}$  we will be referring to the underlying LTSs of the given IOLTSs  $\mathcal{S}$  and  $\mathcal{J}$ , respectively.

By Proposition 2.21 we see that  $\text{otr}(\mathcal{S})$  and  $L_U$  are regular languages. Hence, by Proposition 2.15 we conclude that  $D$  is also a regular language.

Now, we show that  $\mathcal{J} \text{ ioco } \mathcal{S}$  if and only if  $\mathcal{J} \text{ conf}_{D, \emptyset} \mathcal{S}$ . First assume that we have  $\mathcal{J} \text{ conf}_{D, \emptyset} \mathcal{S}$ . Because  $\mathcal{J} \cap \emptyset \cap \mathcal{S} = \emptyset$ , it is clear from Definition 3.1 that  $\mathcal{J} \text{ conf}_{D, \emptyset} \mathcal{S}$  is equivalent to  $\text{otr}(\mathcal{J}) \cap D \subseteq \text{otr}(\mathcal{S})$ . In order to prove that  $\mathcal{J} \text{ ioco } \mathcal{S}$ , let  $\sigma \in \text{otr}(\mathcal{S})$  and let  $\ell \in \text{out}(q_0 \text{ after } \sigma)$ . We must show that  $\ell \in \text{out}(s_0 \text{ after } \sigma)$ . Because  $\ell \in \text{out}(q_0 \text{ after } \sigma)$  we get  $\sigma, \sigma\ell \in \text{otr}(\mathcal{J})$ . Since  $\ell \in L_U$ , we get  $\sigma\ell \in \text{otr}(\mathcal{S})L_U$  and so  $\sigma\ell \in D$ . We conclude that  $\sigma\ell \in \text{otr}(\mathcal{J}) \cap D$ . Since we already know that  $\text{otr}(\mathcal{J}) \cap D \subseteq \text{otr}(\mathcal{S})$ , we now have  $\sigma\ell \in \text{otr}(\mathcal{S})$ . So,  $\ell \in \text{out}(s_0 \text{ after } \sigma)$ , as desired.

Next, assume that  $\mathcal{J} \text{ ioco } \mathcal{S}$  and we want to show that  $\mathcal{J} \text{ conf}_{D, \emptyset} \mathcal{S}$  holds. Since  $\text{otr}(\mathcal{J}) \cap \emptyset \cap \text{otr}(\mathcal{S}) = \emptyset$ , the first condition of Definition 3.1 is immediately verified. We now turn to the second condition of Definition 3.1. In order to show that  $\text{otr}(\mathcal{J}) \cap D \subseteq \text{otr}(\mathcal{S})$ , let  $\sigma \in \text{otr}(\mathcal{J}) \cap D$ . Then,  $\sigma \in D$  and so  $\sigma = \alpha\ell$  with  $\ell \in L_U$  and  $\alpha \in \text{otr}(\mathcal{S})$ , because  $D = \text{otr}(\mathcal{S})L_U$ . Also,  $\sigma \in \text{otr}(\mathcal{J})$  gives  $\alpha\ell \in \text{otr}(\mathcal{J})$ , and so  $\alpha \in \text{otr}(\mathcal{J})$ . Then, because  $\ell \in L_U$ , we get  $\ell \in \text{out}(q_0 \text{ after } \alpha)$ . Because we assumed  $\mathcal{J} \text{ ioco } \mathcal{S}$  and we have  $\alpha \in \text{otr}(\mathcal{S})$ , we also get  $\ell \in \text{out}(s_0 \text{ after } \alpha)$ , and so  $\alpha\ell \in \text{otr}(\mathcal{S})$ . Because  $\sigma = \alpha\ell$ , we have  $\sigma \in \text{otr}(\mathcal{S})$ . We have, thus, showed that  $\text{otr}(\mathcal{J}) \cap D \subseteq \text{otr}(\mathcal{S})$ , as desired.  $\square$

The next example illustrates lemma 3.7.

**Example 3.8.** Let  $\mathcal{S}$  be the specification as depicted in Figure 3(a). But now assume a modified model by adding the transition  $q_3 \xrightarrow{x} q_0$  to the implementation  $\mathcal{J}$  depicted in Figure 3(b), . Also assume  $L_I = \{a, b\}$ ,  $L_U = \{x\}$ .

Figure 4(b) shows a FSA  $\mathcal{D}$  such that  $L(\mathcal{D}) = D = \text{otr}(\mathcal{S})L_U$ . From Figure 3(a) and the new  $\mathcal{J}$  it is apparent that  $s_0 \xrightarrow{aa} s_3$  and also  $q_0 \xrightarrow{aa} q_3$ . We also see that  $x \in \text{out}(q_3)$ , but  $x \notin \text{out}(s_3)$ . So, by Definition 3.6,  $\mathcal{J} \text{ ioco } \mathcal{S}$  does not hold. Now take  $\sigma = aax$ . Since  $aa \in \text{otr}(\mathcal{S})$ , we get  $\sigma \in \text{otr}(\mathcal{S})L_U = D$ . Also,  $\sigma \in \text{otr}(\mathcal{J})$  and  $\sigma \notin \text{otr}(\mathcal{S})$ , so that  $\sigma \in \text{otr}(\mathcal{J}) \cap D \cap \overline{\text{otr}(\mathcal{S})}$ . Using Proposition 3.2, we conclude that  $\mathcal{J} \text{ conf}_{D, \emptyset} \mathcal{S}$  does not hold too, as expected.  $\square$

In the next example the new notion of conformance,  $\text{conf}_{D, F}$ , is seen to be able to capture non-conformance situations where the classical conformance relation, **ioco**, would always yield positive results.

**Example 3.9.** Consider the models  $\mathcal{S}$  and  $\mathcal{J}$ , as depicted in Figures 3(a) and 3(b), respectively, and assume  $L_I = \{a, b\}$ ,  $L_U = \{x\}$ .

Figure 4(b) depicts a FSA  $\mathcal{D}$  such that  $L(\mathcal{D}) = \text{otr}(\mathcal{S})L_U$ . From Figures 3(a) and 3(b) we can check that there is no  $\sigma \in (L_I \cup L_U)^*$ ,  $s \in S$  and  $q \in Q$  such that  $s_0 \xrightarrow{\sigma} s$  and  $q_0 \xrightarrow{\sigma} q$  with  $x \in \text{out}(q)$ , but  $x \notin \text{out}(s)$ . So, by Definition 3.6,  $\mathcal{I} \text{ ioco } \mathcal{S}$  holds.

Now let  $F = \emptyset$ ,  $D = (a+b)^*ax$ , and take  $\sigma = ababax \in D$ . By inspection we see that  $\sigma \in \overline{\text{otr}}(\mathcal{S})$  and also that  $\sigma \in \text{otr}(\mathcal{I})$ , so that  $\sigma \in \text{otr}(\mathcal{I}) \cap D \cap \overline{\text{otr}}(\mathcal{S})$ . Using Proposition 3.2, we conclude that  $\mathcal{I} \text{ conf}_{D,\emptyset} \mathcal{S}$  does not hold, whereas  $\mathcal{I} \text{ ioco } \mathcal{S}$  would always hold.

We also note that by taking  $F \neq \emptyset$  gives the test designer even more freedom to check whether some behaviors that occur in the specification are, or are not, also represented in the implementation. That is, assuming  $D = \emptyset$  for the moment, if a verdict of conformance is obtained, there is a guarantee that the behaviors specified in  $F$  are not present in the implementation, whereas a verdict of non-conformance would say that some behavior of  $F$  is also present in the implementation.  $\square$

In fact, we can take  $D$  to be a finite language, which is a very useful characteristic in practical applications.

**Corollary 3.10.** *Let  $\mathcal{S} = \langle S, s_0, L_I, L_U, T \rangle$  be a specification and  $\mathcal{I} = \langle Q, q_0, L_I, L_U, R \rangle$  be an implementation. Then there is a finite language  $D \subseteq (L_I \cup L_U)^*$  such that  $\mathcal{I} \text{ ioco } \mathcal{S}$  if and only if  $\mathcal{I} \text{ conf}_{D,\emptyset} \mathcal{S}$ .*

*Proof.* Follows immediately from Lemma 3.7 and Corollary 3.4.  $\square$

The **ioco** relation is also characterized as follows.

**Corollary 3.11.** *Let  $\mathcal{S}$  be a specification and  $\mathcal{I}$  an implementation. Then  $\mathcal{I} \text{ ioco } \mathcal{S}$  if and only if  $\text{otr}(\mathcal{I}) \cap T = \emptyset$ , where  $T = \overline{\text{otr}}(\mathcal{S}) \cap [\text{otr}(\mathcal{S})L_U]$ .*

*Proof.* From Lemma 3.7 we have that  $\mathcal{I} \text{ ioco } \mathcal{S}$  if and only if  $\mathcal{I} \text{ conf}_{D,\emptyset} \mathcal{S}$ , where  $D = \text{otr}(\mathcal{S})L_U$ . From Proposition 3.2 we know that the latter holds if and only if  $\text{otr}(\mathcal{I}) \cap [D \cap \overline{\text{otr}}(\mathcal{S})] = \emptyset$ .  $\square$

## 4 Test Generation for IOLTS models

In this section, we show how to generate finite and complete test suites that can be used to verify models according to the generalized conformance relation defined in Section 3, and for arbitrary sets  $D$  of desired and arbitrary sets  $F$  of undesired behaviors. Moreover, we want the generated test suites to be sound and exhaustive. We also examine the complexity of the algorithm that constructs the test suite, and we show that, for deterministic models, the algorithm is linear on the number of states of the implementation, for a given specification.

### 4.1 Complete Test Suite Generation

We first define a test suite as an arbitrary language over the set of symbols exchanged by the models.

**Definition 4.1.** *A test suite  $T$  over an alphabet  $L$  is any language over  $L$ , i.e.,  $T \subseteq L^*$ . Each  $\sigma \in T$  is called a test case.*

If a test suite  $T$  is a regular language geared to detect bad observable behaviors in an IUT, then it could be represented by a FSA  $\mathcal{A}$ . The final states in  $\mathcal{A}$  — the “fail” states — could then specify the set of undesirable behaviors. We could then say that an implementation  $\mathcal{I}$  satisfies, or adheres, to a test suite  $T$  when no observable behavior of  $\mathcal{I}$  is a harmful behavior present in  $T$ .

**Definition 4.2.** A LTS  $\mathcal{J}$  over  $L$  adheres to a test suite  $T$  if and only if for all  $\sigma \in \text{otr}(\mathcal{J})$  we have  $\sigma \notin T$ . An IOLTS  $\mathcal{J} = \langle S, s_0, L_I, L_U, T \rangle$  with  $L = L_I \cup L_U$  adheres to  $T$  if and only if  $S_{\mathcal{J}}$  adheres to  $T$ .

Given a pair of languages  $(D, F)$  and a specification  $S$ , we want to generate test suites  $T$  that are sound, that is, checking that an implementation  $\mathcal{J}$  adheres to  $T$  should always guarantee that  $\mathcal{J}$  also  $(D, F)$ -conforms to  $S$ . Moreover, the converse is also desirable, that is, we want a guarantee that if any implementation  $\mathcal{J}$  indeed  $(D, F)$ -conforms to the given specification  $S$  then the adherence test with respect to  $T$  will also always be positive. We also remark that, since our notion of adherence is geared towards undesirable behaviors of the implementation, we found it more convenient to express the following notions of soundness and exhaustiveness with their meaning reversed when compared to the usual definitions found in the specialized literature [Tretmans(2008), Simão and Petrenko(2014)]. Of course, when requiring test suites to be complete, as asserted in our main results, this reversal is innocuous. We now make these notions precise.

**Definition 4.3.** Let  $L$  be a set of symbols and let  $T$  be a test suite over  $L$ . Let  $S$  be a LTS over  $L$ , and let  $D, F \subseteq L^*$  be languages over  $L$ . We say that:

1.  $T$  is *sound* for  $S$  and  $(D, F)$  if  $\mathcal{J}$  adheres to  $T$  implies  $\mathcal{J} \mathbf{conf}_{D,F} S$ , for all LTS  $\mathcal{J}$  over  $L$ .
2.  $T$  is *exhaustive* for  $S$  and  $(D, F)$  if  $\mathcal{J} \mathbf{conf}_{D,F} S$  implies that  $\mathcal{J}$  adheres to  $T$ , for all LTS  $\mathcal{J}$  over  $L$ .
3.  $T$  is *complete* for  $S$  and  $(D, F)$  if it is both sound and exhaustive for  $S$  and  $(D, F)$ .

Now we show that the test suite already hinted at Proposition 3.2 is, in fact, a complete test suite. Furthermore, in a sense, it is also unique.

**Lemma 4.4.** Let  $S$  be a LTS over  $L$ , and  $D, F \subseteq L^*$ . Then,  $T = [(D \cap \overline{\text{otr}(S)}) \cup (F \cap \text{otr}(S))]$  is the only complete test suite for  $S$  and  $(D, F)$ .

*Proof.* Let  $\mathcal{J}$  be an arbitrary LTS over  $L$ . From Proposition 3.2 we get that  $\mathcal{J} \mathbf{conf}_{D,F} S$  if and only if  $\text{otr}(\mathcal{J}) \cap T = \emptyset$ . But the latter holds if and only if  $\mathcal{J}$  adheres to  $T$ . Hence,  $\mathcal{J}$  adheres to  $T$  if and only if  $\mathcal{J} \mathbf{conf}_{D,F} S$ , that is,  $T$  is complete.

Now let  $Z \subseteq L^*$ , with  $Z \neq T$ , and assume that  $Z$  is complete for  $S$  and  $(D, F)$ . Fix any implementation  $\mathcal{J}$ . Since  $T$  is complete we have that  $\mathcal{J}$  adheres to  $T$  if and only if  $\mathcal{J} \mathbf{conf}_{D,F} S$ . Since  $\mathcal{J}$  adheres to  $T$  if and only if  $\text{otr}(\mathcal{J}) \cap T = \emptyset$ , we get  $\mathcal{J} \mathbf{conf}_{D,F} S$  if and only if  $\text{otr}(\mathcal{J}) \cap T = \emptyset$ . Likewise,  $\mathcal{J} \mathbf{conf}_{D,F} S$  if and only if  $\text{otr}(\mathcal{J}) \cap Z = \emptyset$ . Hence,  $\text{otr}(\mathcal{J}) \cap T = \emptyset$  if and only if  $\text{otr}(\mathcal{J}) \cap Z = \emptyset$ . But  $Z \neq T$  gives some  $\sigma \in L^*$  such that  $\sigma \in T$  and  $\sigma \notin Z$ , the case  $\sigma \notin T$  and  $\sigma \in Z$  being analogous. We now have  $\sigma \in T \cap \overline{Z}$ . It is simple to construct an IUT  $\mathcal{J}$  with  $\sigma \in \text{otr}(\mathcal{J})$  and thus reach a contradiction, because we would have  $\sigma \in \text{otr}(\mathcal{J}) \cap T$  and  $\sigma \notin \text{otr}(\mathcal{J}) \cap Z$ .  $\square$

Lemma 4.4 says that the test suite  $T = [(D \cap \overline{\text{otr}(S)}) \cup (F \cap \text{otr}(S))]$  is complete for a specification  $S$  and the pair of languages  $(D, F)$ . So, given an implementation  $\mathcal{J}$ , if one wants to check if it  $(D, F)$ -conforms to  $S$  it suffices to check if  $\mathcal{J}$  adheres to  $T$ , that is, by Definition 4.2, it suffices to check that we have  $\text{otr}(\mathcal{J}) \cap T = \emptyset$ . Using Proposition 2.21 we see that  $\text{otr}(S)$  is a regular language, and so, by Proposition 2.15 so is  $\overline{\text{otr}(S)}$ . Thus, if  $D$  and  $F$  are regular languages, then Proposition 2.15 again says that  $T$  is also a regular language. Further, it also says that, given FSAs  $\mathcal{A}_D$  and  $\mathcal{A}_F$  specifying  $D$  and  $F$ , respectively, we can effectively construct a FSA  $\mathcal{A}_T$  whose semantics is the test suite  $T$ . Using Propositions 2.21 and 2.15 again, we know that  $\text{otr}(\mathcal{J}) \cap T$  is also a regular language. Moreover,



if we are in a “white-box” testing scenario, that is, we have access to the syntactic description of  $\mathcal{J}$ , we can construct the FSA  $\mathcal{A}_{\mathcal{J}}$ , associated to the implementation  $\mathcal{J}$ . Then, using Propositions 2.21 and 2.15 once more, we can effectively construct a FSA  $\mathcal{A}$  whose language is just  $otr(\mathcal{J}) \cap T$ . Then, a simple breadth-first traversal algorithm applied to  $\mathcal{A}$  can check if  $otr(\mathcal{J}) \cap T = \emptyset$ , so that we can effectively decide if  $\mathcal{J}$   $(D, F)$ -conforms to  $\mathcal{S}$ . Proposition 4.6 details the time complexity of such an algorithm.

A simple strategy in a test run should extract input strings from the FSA  $\mathcal{A}_T$ , i.e., strings (test cases) of the language  $T$  to be applied to an implementation. Hence we would get that the IUT  $(D, F)$ -conforms to the specification if all strings did not run to completion in IUT. Otherwise, the IUT does not  $(D, F)$ -conform to the specification.

**Example 4.5.** Let the IOLTS  $\mathcal{S}$  of Figure 5(a) be the specification, with  $L_I = \{a, b\}$ , and  $L_U = \{x\}$ . The FSA  $\bar{\mathcal{S}}$ , depicted in Figure 6(a), is such that  $L(\bar{\mathcal{S}}) = \overline{otr(\mathcal{S})}$ . The FSA  $\mathcal{D}$ , shown in Figure 6(b),

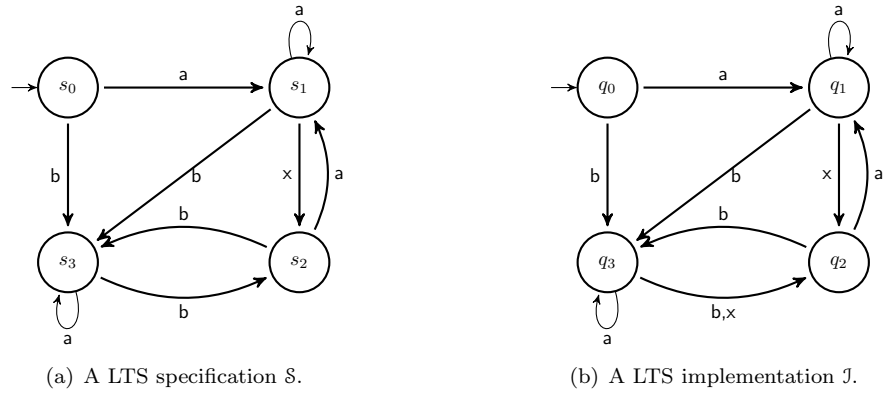


Figure 5: LTS models.

is such that  $L(\mathcal{D}) = D$ , where  $D = otr(\mathcal{S})L_U$ . The product  $\mathcal{D} \times \bar{\mathcal{S}}$  is illustrated in Figure 7(a). The language accepted by  $\mathcal{D} \times \bar{\mathcal{S}}$  is  $TS = D \cap \overline{otr(\mathcal{S})}$ . According to the Lemma 4.4  $TS$  is a complete test suite for the specification  $\mathcal{S}$  and the pair of languages  $(D, F)$ . Let  $\mathcal{J}$  be the IUT shown in Figure 5(b), where  $bax \in TS$ . Since  $bax \in L(\mathcal{J})$  we conclude that  $\mathcal{J}$  does not  $(D, F)$ -conform to  $\mathcal{S}$ .  $\square$

We remark that, in order to construct  $\mathcal{J}$  with  $\sigma \in otr(\mathcal{J})$ , in Lemma 4.4, it was crucial that we had no restrictions on the size of  $\mathcal{J}$ , because we have no control over the size of the witness  $\sigma$ . This indicates that the size of the implementations to be put under test will affect the complexity of complete test suites that are generated to verify  $(D, F)$ -conformance. We investigate the complexity of complete test suites in the next subsection.

## 4.2 On the Complexity of Test Suites

Another important issue is the size of test suites. If  $\mathcal{S}$  is an IOLTS with  $n_s$  states and  $t_s$  transitions, then  $n_s - 1 \leq t_s \leq n_s^2$ , but usually  $t_s$  is much larger than  $n_s$ . Hence, we will take the number of transitions as an adequate measure of the size of an IOLTS model.

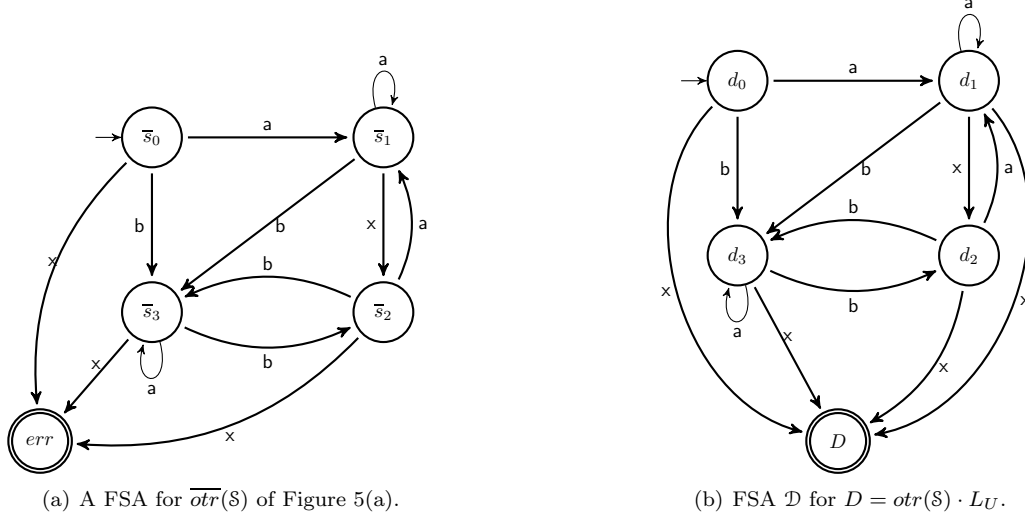


Figure 6: FSAs for languages  $\overline{otr}(\mathcal{S})$  and  $D$ .

Let  $D, F \subseteq L^*$ , and  $\mathcal{S} = \langle S, s_0, L, T \rangle$  deterministic with  $n_S$  states. Lemma 4.4 says that  $T = [(D \cap \overline{otr}(\mathcal{S})) \cup (F \cap otr(\mathcal{S}))]$  is complete for  $\mathcal{S}$  and  $(D, F)$ . Assume that  $L(\mathcal{A}_D) = D$  and  $L(\mathcal{A}_F) = F$  where  $\mathcal{A}_D$  and  $\mathcal{A}_F$  are FSA. By Definition 2.14 and Propositions 2.18 and 2.19 we can assume that  $\mathcal{A}_D$  and  $\mathcal{A}_F$  are complete FSA with  $n_D$  and  $n_F$  states, respectively. By Propositions 2.12 and 2.21, the FSA  $\mathcal{A}_1$  induced by  $\mathcal{S}$  will also be deterministic with  $n_S$  states and  $L(\mathcal{A}_1) = otr(\mathcal{S})$ . Using Proposition 2.19 again we can get a complete FSA  $\mathcal{A}_2$  with  $n_S + 1$  states, and such that  $L(\mathcal{A}_2) = L(\mathcal{A}_1) = otr(\mathcal{S})$ . Hence, from Propositions 2.15 and 2.19, and Remark 2.16, we can get a complete FSA  $\mathcal{A}_3$  with at most  $(n_S + 1)n_F$  states and such that  $L(\mathcal{A}_3) = L(\mathcal{A}_F) \cap L(\mathcal{A}_2) = F \cap otr(\mathcal{S})$ . Consider the complete FSA  $\mathcal{B}_2$  obtained from  $\mathcal{A}_2$  by reversing its set of final states, so that  $L(\mathcal{B}_2) = \overline{L(\mathcal{A}_2)} = \overline{otr(\mathcal{S})}$ . With Proposition 2.19 and Remark 2.16 we get a complete FSA  $\mathcal{B}_3$  with  $(n_S + 1)n_D$  states and such that  $L(\mathcal{B}_3) = L(\mathcal{A}_D) \cap L(\mathcal{B}_2) = D \cap \overline{otr}(\mathcal{S})$ . Proposition 2.19 yields a FSA  $\mathcal{C}$  with  $(n_S + 1)^2 n_D n_F$  states and such that  $L(\mathcal{C}) = L(\mathcal{A}_3) \cup L(\mathcal{B}_3) = T$ . So, if  $D$  and  $F$  are regular languages we can construct a complete FSA  $\mathcal{T}$  with  $(n_S + 1)^2 n_D n_F$  states and  $L(\mathcal{T}) = T$  is the complete test suite.

**Proposition 4.6.** *Let  $L$  be an alphabet with  $|L| = n_L$ . Let  $\mathcal{S}$  and  $\mathcal{I}$  be deterministic IOLTSSs over  $L$  with  $n_S$  and  $n_I$  states, respectively. Let  $D, F \subseteq L^*$  be regular languages over  $L$ , and let  $\mathcal{A}_D$  and  $\mathcal{A}_F$  be complete FSA over  $L$  with  $n_D$  and  $n_F$  states, respectively, and such that  $L(\mathcal{A}_D) = D$ ,  $L(\mathcal{A}_F) = F$ . Then, we can construct a complete FSA  $\mathcal{T}$  with  $(n_S + 1)^2 n_D n_F$  states, and such that  $L(\mathcal{T})$  is a complete test suite for  $\mathcal{S}$  and  $(D, F)$ . Moreover, there is an algorithm, with polynomial time complexity  $\mathcal{O}(n_S^2 n_I n_D n_F n_L)$  that checks if  $\mathcal{I} \mathbf{conf}_{D,F} \mathcal{S}$ .*

*Proof.* The preceding discussion, gives a complete FSA  $\mathcal{T}$  with at most  $(n_S + 1)^2 (n_D n_F)$  states and such that  $L(\mathcal{T}) = T = [(D \cap \overline{otr}(\mathcal{S})) \cup (F \cap otr(\mathcal{S}))]$ . By Lemma 4.4.  $\mathcal{I} \mathbf{conf}_{D,F} \mathcal{S}$  if and only if  $otr(\mathcal{I}) \cap T = \emptyset$ . Likewise, we can get a complete FSA  $\mathcal{A}$  with  $n_I + 1$  states, and such that  $otr(\mathcal{I}) = L(\mathcal{A})$ . From Remark 2.16 we get a FSA  $\mathcal{B}$  with at most  $(n_S + 1)^2 (n_I + 1) n_D n_F$  states and with  $L(\mathcal{B}) = L(\mathcal{A}) \cap L(\mathcal{T}) = otr(\mathcal{I}) \cap T$ . A simple observation reveals that  $\mathcal{B}$  is a complete FSA

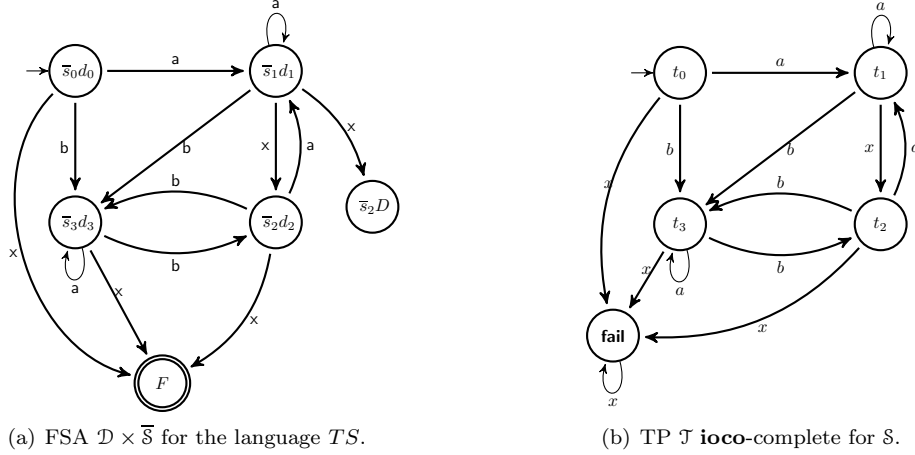


Figure 7: Complete test suites.

with  $(n_S + 1)^2(n_I + 1)n_D n_F n_L$  transitions, because both  $\mathcal{A}$  and  $\mathcal{T}$  are complete FSAs. A state  $(q, t)$  of  $\mathcal{B}$  is final if and only if  $q$  is a final state of  $\mathcal{A}$  and  $t$  is a final state of  $\mathcal{T}$ . So, using a standard breadth-first algorithm we can traverse  $\mathcal{B}$  and determine if one of its final states is reached from its initial state, indicating that  $\emptyset \neq L(\mathcal{A}) \cap L(\mathcal{T}) = \text{otr}(\mathcal{T}) \cap T$ , that is, if and only if  $\mathcal{T}$  does not  $(D, F)$ -conform to  $\mathcal{S}$ . Otherwise, if this condition is not met, we say that  $\mathcal{T}$  does  $(D, F)$ -conform to  $\mathcal{S}$ . The breadth-first algorithm run in time proportional to the number of transitions in  $\mathcal{B}$ . Since  $\mathcal{B}$  is complete, it has at most  $\mathcal{O}(n_S^2 n_I n_D n_F n_L)$  transitions.  $\square$

Since we already know how to verify if the **ioco**-conformance relation holds, we can state a similar result for checking **ioco**-conformance when a description of the IUT is available.

**Theorem 4.7.** *Let  $\mathcal{S}$  and  $\mathcal{T}$  be deterministic IOLTSSs over  $L$  with  $n_S$  and  $n_I$  states, respectively. Let  $L = L_I \cup L_U$ , and  $|L| = n_L$ . Then, we can effectively construct an algorithm with time complexity  $\mathcal{O}(n_S n_I n_L)$  that checks if  $\mathcal{T}$  **ioco**  $\mathcal{S}$  holds.*

*Proof.* Let  $\mathcal{A} = \langle S_A, s_0, L, \rho_A, S_A \rangle$  be the deterministic FSA induced by  $\mathcal{S}$  with  $n_s$  states. Proposition 2.21 gives  $\text{otr}(\mathcal{S}) = L(\mathcal{A})$ .

Let  $e, f \notin S_A$ , with  $e \neq f$ , and define  $S_T = S_A \cup \{e, f\}$ . Extend the transition relation  $\rho_A$  as follows. Start with  $\rho_T = \rho_A$ . Next: (i) For any  $\ell \in L_U$  and any  $s \in S_A$  such that  $(s, \ell, p)$  is not in  $\rho_A$  for any  $p \in S_A$ , add  $(s, \ell, f)$  to  $\rho_T$ ; (ii) for any  $\ell \in L_I$  and any  $s \in S_A$  such that  $(s, \ell, p)$  is not in  $\rho_A$  for any  $p \in S_A$ , add  $(s, \ell, e)$  to  $\rho_T$ . Let  $\mathcal{T} = \langle S_T, s_0, L, \rho_T, \{f\} \rangle$ . Since  $\mathcal{A}$  is deterministic, the construction implies that  $\mathcal{T}$  is deterministic with  $n_S + 2$  states. Also  $f$  is the only final state in  $\mathcal{T}$ , and  $f$  and  $e$  are sink states in  $\mathcal{T}$ .

Let  $\sigma \in L^*$ . By the construction, we get  $s_0 \xrightarrow{\sigma} f$  in  $\mathcal{T}$  if and only if  $s_0 \xrightarrow{\alpha} p \xrightarrow{\ell} f$  in  $\mathcal{T}$  for some  $p \in S_A$ , where  $\ell \in L_U$  and  $\sigma = \alpha\ell$ . We claim that, for any  $\ell \in L_U$ , we have  $s_0 \xrightarrow{\alpha} p \xrightarrow{\ell} f$  in  $\mathcal{T}$  with  $p \in S_A$  if and only if we have  $\alpha \in L(\mathcal{A})$  and  $\alpha\ell \notin L(\mathcal{A})$ . Assume that  $s_0 \xrightarrow{\alpha} p \xrightarrow{\ell} f$  in  $\mathcal{T}$  with  $\ell \in L_U$  and  $p \in S_A$ . Since  $p \neq f$  and  $p \neq e$ , we get  $s_0 \xrightarrow{\alpha} p$  in  $\mathcal{A}$ , that is,  $\alpha \in L(\mathcal{A})$ . Suppose that  $\alpha\ell \in L(\mathcal{A})$ . Then, we would get  $s_0 \xrightarrow{\alpha} q \xrightarrow{\ell} r$  in  $\mathcal{A}$ , for some  $q, r \in S_A$ . But  $\mathcal{A}$  is

deterministic and we already have  $s_0 \xrightarrow{\alpha} p$  in  $\mathcal{A}$ , so that  $q = p$ . Now we have  $(p, \ell, f)$  in  $\rho_T$  and  $(p, \ell, r)$  in  $\rho_A$  with  $\ell \in L_U$ , a contradiction to item (i). For the converse, assume that  $\alpha \in L(\mathcal{A})$  and  $\alpha\ell \notin L(\mathcal{A})$  with  $\ell \in L_U$ . We get  $s_0 \xrightarrow{\alpha} p$  in  $\mathcal{A}$ , which implies  $s_0 \xrightarrow{\alpha} p$  in  $\mathcal{T}$ . If we had  $(p, \ell, r)$  in  $\rho_A$  for some  $r \in S_A$ , then we would get  $\alpha\ell \in L(\mathcal{A})$ , which cannot happen. Then, item (ii) implies that  $(p, \ell, f)$  is in  $\rho_T$ , so that  $s_0 \xrightarrow{\alpha} p \xrightarrow{\ell} f$  in  $\mathcal{T}$ . Putting it together we conclude that  $s_0 \xrightarrow{\sigma} f$  in  $\mathcal{T}$  if and only if  $\sigma = \alpha\ell$ ,  $\alpha \in L(\mathcal{A})$  and  $\sigma \notin L(\mathcal{A})$ , for some  $\ell \in L_U$  and some  $\alpha \in L^*$ . This shows that  $L(\mathcal{T}) = \overline{L(\mathcal{A})} \cap (L(\mathcal{A})L_U) = \overline{otr(\mathcal{S})} \cap (otr(\mathcal{S})L_U)$ .

Let  $\mathcal{B}$  be the deterministic FSA induced by  $\mathcal{J}$  with  $n_I$  states and  $otr(\mathcal{J}) = L(\mathcal{B})$ . By Proposition 2.19, we get a complete FSA  $\mathcal{C}$  with  $n_I + 1$  states and such that  $otr(\mathcal{J}) = L(\mathcal{B}) = L(\mathcal{C})$ , and a complete FSA  $\mathcal{U}$  with  $n_S + 3$  states, such that  $L(\mathcal{U}) = L(\mathcal{T})$ . With  $\mathcal{C}$  and  $\mathcal{U}$  at hand, proceed as in the proof of Proposition 4.6. The desired algorithm will run in asymptotic worst case time complexity  $\mathcal{O}(n_S n_I n_L)$ .  $\square$

Assume that the alphabet  $L_I \cup L_U$  is fixed. Usually, one has access to the internal structure of the specification, that is, an IOLTS model  $\mathcal{S}$  is given for the specification. Assume  $\mathcal{S}$  has  $n$  states. If we also know the internal structure of the implementation to be put under test, that is if we are in a “white-box” testing scenario, then we also have an IOLTS model  $\mathcal{J}$  for the implementation. In this case, Theorem 4.7 says that we can test the **ioco**-conformance relation between  $\mathcal{S}$  and  $\mathcal{J}$  in polynomial  $\mathcal{O}(nm)$  time, for *any* implementation with  $\mathcal{O}(m)$  states. If the initial specification  $\mathcal{S}$  is also fixed, and we have several implementations to be put under test, then the verifying algorithm from Theorem 4.7 will run in time proportional to the size of each implementation.

**Corollary 4.8.** *Fix an alphabet  $L$  and a deterministic specification  $\mathcal{S}$ , and assume that we have access to the syntactic descriptions of IUT models. Then we have an algorithm to verify whether  $\mathcal{J} \text{ ioco } \mathcal{S}$  holds, and that runs in time  $\mathcal{O}(t)$ , where  $t$  is the size of the implementation  $\mathcal{J}$ , that is,  $t$  is the number of transitions in  $\mathcal{J}$ .*

*Proof.* From the preceding discussion.  $\square$

## 5 Testing IOLTS with Test Purposes

In Section 4 the testing architecture presupposed that one has access to a syntactic description of the IUTs. In a contrasting setting, where IUTs are “black-boxes”, we do not have access to their syntactic structure, so a test run must consist of a series of inputs sent by the tester to the IUT, and the recording of the sequences of outputs the IUT returns to the tester. That is, the tester “drives” a test run by engaging in a cycle of exchanges with the IUT: the tester issues one of its output symbols (an input symbol for the IUT); the IUT receives this input symbol and both models change states; by its turn, the IUT sends back to the tester one of its output symbols (an input symbol for the tester); the tester receives this input symbol and both models change state again; and the cycle repeats. Of course, at any instant they both can make any number of internal  $\tau$ -moves.

In this section we apply our results of Section 3 to the classical testing architecture in Tretmans [Tretmans(2008)], where IUTs are treated as black-boxes and **ioco**-conformance is the condition to be verified. We proceed as follows:

1. It is necessary to formalize the notion of an external tester in order to reason precisely about test runs. For that, we define test purposes [Tretmans(2008)] in Subsection 5.1.

2. In testing architectures where the internal structure of IUTs is unknown, it is customary to impose a series of restrictions over the formal models that describe the specifications, the IUTs and the test purposes [Tretmans(2008)], so that some guarantees about the exchange of messages can be assured. Although our methods presuppose almost no previous restrictions from the formal models, except for regularity, in Subsection 5.2 we treat the same model restrictions, as done by Tretmans [Tretmans(2008)], in order to describe a black-box testing scenario .
3. In Subsection 5.3 we investigate the complexity of the test purposes that can be generated under these restrictions, and we establish a *new asymptotic worst case exponential time* lower bound of the size of the test suite, or fault model. Other works hinted at a possible exponential upper bound on the size of test suites when requiring such suites to be complete. We are not aware of any precise *lower bounds* on the size of complete test suites, when treating these exact same restrictions as mentioned here.

Since in this section we will be applying our results to the classical blind test architecture as studied by Tretmans [Tretmans(2008)], we will treat here only **ioco**-conformance. As will be apparent, though, similar results may also apply to other notions of conformance.

## 5.1 A Class of Fault Models

One can formalize the external tester environment using the same notion of an Input/Output Labeled Transition System to drive the test runs by blindly exchanging messages with the implementations that are to be put under test [Tretmans(2008)]. We will refer to these models here as *test purposes*. A test purpose  $\mathcal{T}$  has special **pass** and **fail** states. Behaviors that reach a **fail** state are deemed harmful, and those that reach a **pass** state are said to be acceptable. Once a test purpose has reached a **fail** or a **pass** state, then we have a verdict for the test, so that it is reasonable to require that there are no paths from a **pass** to a **fail** state, or vice-versa. Note also that, if a test purpose  $\mathcal{T}$  sends symbols to an IUT  $\mathcal{J} = \langle Q, q_0, L_I, L_U, R \rangle$  and receives symbols from it, then the test purposes' set of input symbols must be  $L_U$  and its set of output symbols must be  $L_I$ . Finally, a *fault model* will be comprised by a finite set of test purposes, so that several conditions for acceptance and rejection of IUTs can be tested. We now formalize these notions.

**Definition 5.1.** Let  $L_I$  and  $L_U$  be sets of input and output symbols, respectively, with  $L = L_I \cup L_U$ . A test purpose over  $L$  is any IOLTS  $\mathcal{T} \in \mathcal{IO}(L_U, L_I)$  such that for all  $\sigma \in L^*$  we have neither  $\text{fail} \xrightarrow{\sigma} \text{pass}$  nor  $\text{pass} \xrightarrow{\sigma} \text{fail}$ . A fault model over  $L$  is a finite collection of test purposes over  $L$ .

Given a test purpose  $\mathcal{T}$  and an IUT  $\mathcal{J}$ , in order to formally describe the exchange of action symbols between  $\mathcal{T}$  and  $\mathcal{J}$ , we define their cross-product LTS  $\mathcal{T} \times \mathcal{J}$ .

**Definition 5.2.** Let  $\mathcal{T} = \langle Q, q_0, L_U, L_I, R \rangle \in \mathcal{IO}(L_U, L_I)$  and  $\mathcal{J} = \langle S, s_0, L_I, L_U, T \rangle \in \mathcal{IO}(L_I, L_U)$ . Their cross-product is the LTS  $\mathcal{T} \times \mathcal{J} = \langle Q \times S, (q_0, s_0), L, P \rangle$ , where  $L = L_I \cup L_U$  and  $((q_1, s_1), x, (q_2, s_2))$  is a transition in  $P$  if and only if either

- $x = \tau$ ,  $s_1 = s_2$  and  $(q_1, \tau, q_2)$  is a transition in  $R$ , or
- $x = \tau$ ,  $q_1 = q_2$  and  $(s_1, \tau, s_2)$  is a transition in  $T$ , or
- $x \neq \tau$ ,  $(q_1, x, q_2) \in R$  and  $(s_1, x, s_2) \in T$ .

□

We can now show that the collective behavior described in the cross-product always implies the same behavior about the two participating IOLTSSs, and conversely.

**Proposition 5.3.** *Let  $\mathcal{T} = \langle Q, q_0, L_U, L_I, R \rangle \in \mathcal{IO}(L_U, L_I)$  and  $\mathcal{J} = \langle S, s_0, L_I, L_U, T \rangle \in \mathcal{IO}(L_I, L_U)$  be IOLTSSs, and let  $\mathcal{T} \times \mathcal{J}$  be their cross-product. Then, we have*

1.  $(t, q) \xrightarrow{\tau^k} (p, r)$  in  $\mathcal{T} \times \mathcal{J}$ , with  $k \geq 0$ , if and only if there are  $n, m \geq 0$ , with  $n + m = k$ , and such that  $t \xrightarrow{\tau^n} p$  in  $\mathcal{T}$  and  $q \xrightarrow{\tau^m} r$  in  $\mathcal{J}$ .
2.  $(t, q) \xrightarrow{\sigma} (p, r)$  in  $\mathcal{T} \times \mathcal{J}$  if and only if  $t \xrightarrow{\sigma} p$  in  $\mathcal{T}$  and  $q \xrightarrow{\sigma} r$  in  $\mathcal{J}$ , for all  $\sigma \in L^*$ .

*Proof.* The first item follows by an easy induction on  $k \geq 0$ .

For the second item, first assume that  $(t, q) \xrightarrow{\sigma} (p, r)$  in  $\mathcal{T} \times \mathcal{J}$ . According to Definition 2.5 we get  $(t, q) \xrightarrow{\mu} (p, r)$  with  $h_\tau(\mu) = \sigma$ . We proceed by induction on  $|\mu| \geq 0$ . When  $|\mu| = 0$ , we get  $\sigma = \varepsilon$ ,  $t = p$ ,  $q = r$  and the result follows easily. Next, assume  $(t, q) \xrightarrow{\mu} (t_1, q_1) \xrightarrow{x} (p, r)$  with  $|x| = 1$  and  $h_\tau(\mu x) = \sigma$ . The induction hypothesis gives  $t \xrightarrow{\rho} t_1$  in  $\mathcal{T}$  and  $q \xrightarrow{\rho} q_1$  in  $\mathcal{J}$  with  $h_\tau(\mu) = \rho$ . If  $x = \tau$ , Definition 5.2 gives  $t_1 \xrightarrow{\tau} p$  and  $q_1 = r$ , or  $q_1 \xrightarrow{\tau} r$  and  $t_1 = p$ . We assume the first case, the reasoning for the other case being entirely analogous. We now have  $\sigma = h_\tau(\mu x) = h_\tau(\mu \tau) = h_\tau(\mu) = \rho$ . We have  $q_1 = r$ , and  $q \xrightarrow{\rho} q_1$  in  $\mathcal{J}$ , so that now we can write  $q \xrightarrow{\rho} r$  in  $\mathcal{J}$ . From  $t \xrightarrow{\rho} t_1$  we get  $t \xrightarrow{\eta} t_1$  with  $h_\tau(\eta) = \rho$ . Hence,  $t \xrightarrow{\eta} t_1 \xrightarrow{\tau} p$ , and since  $h_\tau(\eta \tau) = h_\tau(\eta) = \rho = \sigma$  we also have  $t \xrightarrow{\sigma} p$  in  $\mathcal{T}$ , as desired. Next, we have the case when  $x \neq \tau$ . Then,  $\sigma = h_\tau(\mu x) = h_\tau(\mu) h_\tau(x) = \rho x$ . Now, Definition 5.2 gives  $t_1 \xrightarrow{x} p$  and  $q_1 \xrightarrow{x} r$ . From  $t \xrightarrow{\rho} t_1$  and  $q \xrightarrow{\rho} q_1$  we obtain  $t \xrightarrow{\eta_1} t_1$  and  $q \xrightarrow{\eta_2} q_1$  with  $h_\tau(\eta_1) = \rho = h_\tau(\eta_2)$ . Hence,  $t \xrightarrow{\eta_1 x} p$  and  $q \xrightarrow{\eta_2 x} r$ . Since  $h_\tau(\eta_1 x) = h_\tau(\eta_1) h_\tau(x) = \rho x = \sigma = h_\tau(\eta_2) h_\tau(x) = h_\tau(\eta_2 x)$ , we can write  $t \xrightarrow{\sigma} p$  in  $\mathcal{T}$  and  $q \xrightarrow{\sigma} r$  in  $\mathcal{J}$ , as desired.

For the converse of item 2, we note that from  $t \xrightarrow{\sigma} p$  in  $\mathcal{T}$  and  $q \xrightarrow{\sigma} r$  in  $\mathcal{J}$ , we get  $t \xrightarrow{\mu_1} p$  and  $q \xrightarrow{\mu_2} r$ , with  $h_\tau(\mu_1) = \sigma = h_\tau(\mu_2)$ . We induct on  $|\mu_1| + |\mu_2| \geq 0$ . If  $\mu_1 = \tau^n$ , for some  $n \geq 0$ , we obtain  $\sigma = h_\tau(\tau^n) = \varepsilon = h_\tau(\mu_2)$ , and we must have  $\mu_2 = \tau^m$ , for some  $m \geq 0$ . Using item 1, we obtain  $(t, q) \xrightarrow{\tau^{m+n}} (p, r)$ , and since  $h_\tau(\tau^{m+n}) = \varepsilon = \sigma$  we arrive at  $(t, q) \xrightarrow{\sigma} (p, r)$ , as desired. Now, assume  $\mu_1 = \alpha_1 x \beta_1$  with  $x \neq \tau$  and  $\beta_1 = \tau^n$ , for some  $n \geq 0$ . Then,  $\sigma = h_\tau(\mu_1) = h_\tau(\alpha_1) x = h_\tau(\mu_2)$ , and we conclude that  $\mu_2 = \alpha_2 x \beta_2$  with  $h_\tau(\alpha_2) = h_\tau(\alpha_1)$  and  $\beta_2 = \tau^m$ , for some  $m \geq 0$ . So, we now have  $t \xrightarrow{\alpha_1} t_1 \xrightarrow{x} t_2 \xrightarrow{\beta_1} p$  and  $q \xrightarrow{\alpha_2} q_1 \xrightarrow{x} q_2 \xrightarrow{\beta_2} r$ . Let  $\rho = h_\tau(\alpha_1) = h_\tau(\alpha_2)$ , so that  $\sigma = \rho x$ . The induction hypothesis gives  $(t, q) \xrightarrow{\rho} (t_1, q_1)$ , which means that  $(t, q) \xrightarrow{\eta} (t_1, q_1)$  and  $h_\tau(\eta) = \rho$ . From Definition 5.2 again we get  $(t_1, q_1) \xrightarrow{x} (t_2, q_2)$ . From the proof of item 1 we get  $(t_2, q_2) \xrightarrow{\tau^{m+n}} (p, r)$ . Collecting, we have  $(t, q) \xrightarrow{\eta} (t_1, q_1) \xrightarrow{x} (t_2, q_2) \xrightarrow{\tau^{m+n}} (p, r)$ . Since  $h_\tau(\eta x \tau^{m+n}) = h_\tau(\eta) x = \rho x = \sigma$ , we can now write  $(t, q) \xrightarrow{\sigma} (p, r)$ , completing the proof.  $\square$

Having a tester in the form of a test purpose  $\mathcal{T}$  and an IUT  $\mathcal{J}$ , we now need to say when a test run is successful with respect to a given specification  $\mathcal{S}$ . Recalling that a test run was formalized by the cross product  $\mathcal{T} \times \mathcal{J}$ , and that  $\mathcal{T}$  signals an unsuccessful run when it reaches a **fail** state, the following definition formalizes the verdict of a test run [Tretmans(2008)]. Importantly, given a specification  $\mathcal{S}$ , when the test run is successful we need a guarantee that  $\mathcal{J}$  does **ioco**-conform to  $\mathcal{S}$ , and conversely, that the test run surely fails when  $\mathcal{J}$  does not **ioco**-conform to  $\mathcal{S}$ , for any implementation  $\mathcal{J}$ . That is, we need a property of completeness. It is also customary to specify that IUTs of interest are

only taken from particular subclasses of models in  $\mathcal{IO}(L_I, L_U)$ , and completeness of a fault model is defined against such subclasses of implementations.

**Definition 5.4.** Let  $\mathcal{J} = \langle S_{\mathcal{J}}, q_0, L_I, L_U, T_{\mathcal{J}} \rangle \in \mathcal{IO}(L_I, L_U)$  be an IUT and let  $\mathcal{T} = \langle S_{\mathcal{T}}, t_0, L_U, L_I, T_{\mathcal{T}} \rangle \in \mathcal{IO}(L_U, L_I)$  be a test purpose. We say that  $\mathcal{J}$  passes  $\mathcal{T}$  if, for any  $\sigma \in (L_I \cup L_U)^*$  and any state  $q \in S_{\mathcal{J}}$ , we do not have  $(t_0, q_0) \xrightarrow{\sigma} (\mathbf{fail}, q)$  in  $\mathcal{T} \times \mathcal{J}$ . Let  $TP$  be a fault model. We say that  $\mathcal{J}$  passes  $TP$  if  $\mathcal{J}$  passes all test purposes in  $TP$ . Let  $\mathcal{S}$  be an IOLTS, and let  $\mathcal{IMP} \subseteq \mathcal{IO}(L_I, L_U)$  be a family of IOLTSs. We say that  $TP$  is **io**co-complete for  $\mathcal{S}$  relatively to  $\mathcal{IMP}$  if, for all  $\mathcal{J} \in \mathcal{IMP}$ , we have  $\mathcal{J}$  **io**co  $\mathcal{S}$  if and only if  $\mathcal{J}$  passes  $TP$ .

When  $\mathcal{IMP} = \mathcal{IO}(L_I, L_U)$ , the class of all IOLTSs over  $L_I$  and  $L_U$ , we can also say that  $TP$  is **io**co-complete for  $\mathcal{S}$ , instead of  $TP$  is **io**co-complete for  $\mathcal{S}$  relatively to  $\mathcal{IO}(L_I, L_U)$ .

The following construction gives us a fault model comprised by a single test purpose, and which is complete for any given specification IOLTS  $\mathcal{S}$ .

**Lemma 5.5.** Let  $\mathcal{S} = \langle S_{\mathcal{S}}, s_0, L_I, L_U, R_{\mathcal{S}} \rangle \in \mathcal{IO}(L_I, L_U)$ . We can effectively construct a fault model  $TP = \{\mathcal{T}\}$  which is **io**co-complete for  $\mathcal{S}$ . Moreover,  $\mathcal{T}$  is deterministic and has a single **fail** and no **pass** states.

*Proof.* We will devise a fault model  $TP$  that is a singleton, that is,  $TP = \{\mathcal{T}\}$  where  $\mathcal{T} = \langle S_{\mathcal{T}}, t_0, L_U, L_I, R_{\mathcal{T}} \rangle$  is some test purpose to be constructed. In order for  $TP$  to be **io**co-complete for  $\mathcal{S}$  we need that, for all implementations  $\mathcal{J}$ , it holds that  $\mathcal{J}$  passes  $\mathcal{T}$  if and only if  $\mathcal{J}$  **io**co  $\mathcal{S}$ . From Lemma 3.7 we know that  $\mathcal{J}$  **io**co  $\mathcal{S}$  if and only if  $\mathcal{J} \mathbf{conf}_{D, \emptyset} \mathcal{S}$ , with  $D = \text{otr}(\mathcal{S})_{L_U}$ . Recall that  $\overline{\text{otr}}(\mathcal{S})$  indicates the complement of  $\text{otr}(\mathcal{S})$ , that is,  $\overline{\text{otr}}(\mathcal{S}) = L^* - \text{otr}(\mathcal{S})$ . From Proposition 3.2 we get  $\mathcal{J} \mathbf{conf}_{D, \emptyset} \mathcal{S}$  if and only if  $\text{otr}(\mathcal{J}) \cap T = \emptyset$ , where  $T = \overline{\text{otr}}(\mathcal{S}) \cap (\text{otr}(\mathcal{S})_{L_U})$ . Putting it together, we see that we need a test purpose  $\mathcal{T}$  such that, for all implementations  $\mathcal{J}$ , we have  $\mathcal{J}$  passes  $\mathcal{T}$  if and only if  $\text{otr}(\mathcal{J}) \cap T = \emptyset$ .

Let  $\mathcal{J} = \langle S_{\mathcal{J}}, q_0, L_I, L_U, R_{\mathcal{J}} \rangle \in \mathcal{IO}(L_I, L_U)$  be an arbitrary implementation. We have that  $\mathcal{J}$  passes  $\mathcal{T}$  if and only if in the cross-product LTS  $\mathcal{T} \times \mathcal{J}$  we never have  $(s_0, q_0) \xrightarrow{\sigma} (\mathbf{fail}, q)$ , for any  $\sigma \in L^*$  and any  $q \in S_{\mathcal{J}}$ . Since we want  $\mathcal{J}$  passes  $\mathcal{T}$  if and only if  $\text{otr}(\mathcal{J}) \cap T = \emptyset$ , we conclude that we need  $\text{otr}(\mathcal{J}) \cap T \neq \emptyset$  if and only if  $(t_0, q_0) \xrightarrow{\sigma} (\mathbf{fail}, q)$  in  $\mathcal{T} \times \mathcal{J}$  for some  $\sigma \in L^*$  and some  $q \in S_{\mathcal{J}}$ .

We start by using Proposition 2.22 and the underlying LTS of  $\mathcal{S}$  to effectively construct a deterministic LTS  $\mathcal{B}'$  such that  $\text{otr}(\mathcal{S}) = \text{tr}(\mathcal{B}') = \text{otr}(\mathcal{B}')$ . Let  $\mathcal{B}$  be the IOLTS whose underlying LTS is  $\mathcal{B}'$ . Clearly,  $\mathcal{B}$  can be effectively constructed, and it is deterministic with  $\text{otr}(\mathcal{S}) = \text{tr}(\mathcal{B}) = \text{otr}(\mathcal{B})$ . Let  $\mathcal{B} = \langle S_{\mathcal{B}}, b_0, L_I, L_U, R_{\mathcal{B}} \rangle$ . We use  $\mathcal{B}$  to construct the desired test purpose  $\mathcal{T} = \langle S_{\mathcal{T}}, t_0, L_U, L_I, R_{\mathcal{T}} \rangle$  by extending the state set  $S_{\mathcal{B}}$  and the transition set  $R_{\mathcal{B}}$  as follows: we add a **fail** state to  $S_{\mathcal{B}}$  and add a transition  $(s, \ell, \mathbf{fail})$  to  $R_{\mathcal{T}}$  whenever state  $s$  has no outgoing transition labeled  $\ell$  in  $R_{\mathcal{B}}$ , where  $\ell \in L_U$  is an output symbol. More precisely, we construct  $\mathcal{T}$  by defining  $t_0 = b_0$ ,  $S_{\mathcal{T}} = S_{\mathcal{B}} \cup \{\mathbf{fail}\}$  where  $\mathbf{fail} \notin S_{\mathcal{B}}$ , and letting

$$R_{\mathcal{T}} = R_{\mathcal{B}} \cup \{(s, \ell, \mathbf{fail}) \mid \ell \in L_U \text{ and } (s, \ell, p) \notin R_{\mathcal{B}} \text{ for any } p \in S_{\mathcal{B}}\} \cup \{(\mathbf{fail}, \ell, \mathbf{fail}) \mid \ell \in L_U\}. \quad (1)$$

Clearly,  $\mathcal{T}$  is a deterministic IOLTS with a single **fail** state and no **pass** states. In order to complete the proof we have to establish that  $\text{otr}(\mathcal{J}) \cap T \neq \emptyset$  if and only if  $(t_0, q_0) \xrightarrow{\sigma} (\mathbf{fail}, q)$  in  $\mathcal{T} \times \mathcal{J}$  for some  $\sigma \in L^*$  and some  $q \in S_{\mathcal{J}}$ . We start with the following claim.

CLAIM:

- (i) If  $t \neq \mathbf{fail}$ , then  $t_0 \xrightarrow{\sigma} t$  in  $\mathcal{T}$  if and only if  $b_0 \xrightarrow{\sigma} t$  in  $\mathcal{B}$ , for all  $\sigma \in L^*$ .

(ii) Let  $p \neq \mathbf{fail}$  with  $p \in S_{\mathcal{B}}$ , and let  $\sigma \in L^*$ ,  $\ell \in L$ . Then,  $t_0 \xrightarrow{\sigma} p \xrightarrow{\ell} \mathbf{fail}$  in  $\mathcal{T}$  if and only if  $\ell \in L_U$ ,  $b_0 \xrightarrow{\sigma} p$  in  $\mathcal{B}$  and  $(p, \ell, q) \notin R_{\mathcal{B}}$  for any  $q \in S_{\mathcal{B}}$ .

PROOF OF THE CLAIM: Since  $\mathcal{T}$  is deterministic, it has no  $\tau$ -labeled transitions. Hence,  $t_0 \xrightarrow{\sigma} t$  if and only if  $t_0 \xrightarrow{\sigma} t$ . An easy induction on  $|\sigma| \geq 0$ , with  $t \neq \mathbf{fail}$ , gives that  $t_0 \xrightarrow{\sigma} t$  in  $\mathcal{T}$  if and only if  $b_0 \xrightarrow{\sigma} t$  in  $\mathcal{B}$ . Since  $\mathcal{B}$  is also deterministic, we immediately get  $b_0 \xrightarrow{\sigma} t$  if and only if  $b_0 \xrightarrow{\sigma} t$  in  $\mathcal{B}$ , thus establishing item (i).

Using item (i) we get  $t_0 \xrightarrow{\sigma} p$  in  $\mathcal{T}$  if and only if  $b_0 \xrightarrow{\sigma} p$  in  $\mathcal{B}$ . Since  $\mathcal{T}$  has no  $\tau$ -moves, we have  $p \xrightarrow{\ell} \mathbf{fail}$  in  $\mathcal{T}$  if and only if  $p \xrightarrow{\ell} \mathbf{fail}$  in  $\mathcal{T}$ . Because  $p \neq \mathbf{fail}$ , the construction of  $\mathcal{T}$  we have  $(p, \ell, \mathbf{fail})$  in  $R_{\mathcal{T}}$  if and only if  $\ell \in L_U$  and  $(p, \ell, q) \notin R_{\mathcal{B}}$  for any  $q \in S_{\mathcal{B}}$ . This verifies item (ii), and completes the proof of the claim.

Assume that  $(t_0, q_0) \xrightarrow{\sigma} (\mathbf{fail}, q)$  in  $\mathcal{T} \times \mathcal{J}$  for some  $\sigma \in L^*$  and some  $q \in S_{\mathcal{J}}$ . Using Proposition 5.3 we obtain  $t_0 \xrightarrow{\sigma} \mathbf{fail}$  in  $\mathcal{T}$  and  $q_0 \xrightarrow{\sigma} q$  in  $\mathcal{J}$ , so that  $\sigma \in \text{otr}(\mathcal{J})$ . Because  $t_0 \neq \mathbf{fail}$  we get some  $p \neq \mathbf{fail}$  and some  $\mu \in L^*$ ,  $\ell \in L$  such that  $t_0 \xrightarrow{\mu} p \xrightarrow{\ell} \mathbf{fail}$  in  $\mathcal{T}$ , and  $\sigma = \mu\ell\rho$  for some  $\rho \in L^*$ . The Claim gives  $\ell \in L_U$ ,  $b_0 \xrightarrow{\mu} p$  in  $\mathcal{B}$ , and  $(p, \ell, q) \notin R_{\mathcal{B}}$ , for all  $q \in S_{\mathcal{B}}$ . Hence,  $\mu \in \text{otr}(\mathcal{B})$  and, since we already have  $\text{otr}(\mathcal{S}) = \text{otr}(\mathcal{B})$ , we get  $\mu \in \text{otr}(\mathcal{S})$ . Because  $\ell \in L_U$  we conclude that  $\mu\ell \in \text{otr}(\mathcal{S})L_U$ . Because  $\sigma \in \text{otr}(\mathcal{J})$  and  $\sigma = \mu\ell\rho$ , we also get  $\mu\ell \in \text{otr}(\mathcal{J})$ . This gives  $\mu\ell \in \text{otr}(\mathcal{J}) \cap (\text{otr}(\mathcal{S})L_U)$ . Thus we must have  $\mu\ell \notin \text{otr}(\mathcal{S})$ , otherwise we would also have  $\mu\ell \in \text{otr}(\mathcal{B})$ , since  $\text{otr}(\mathcal{S}) = \text{otr}(\mathcal{B})$ . This would give  $b_0 \xrightarrow{\mu} r \xrightarrow{\ell} q$  in  $\mathcal{B}$ , for some  $r, q \in S_{\mathcal{B}}$ . Now, since  $\mathcal{B}$  is deterministic and we already have  $b_0 \xrightarrow{\mu} p$  in  $\mathcal{B}$ , we conclude that  $r = p$ , so that  $p \xrightarrow{\ell} q$  in  $\mathcal{B}$ . Since  $\mathcal{B}$  is deterministic,  $p \xrightarrow{\ell} q$  implies  $p \xrightarrow{\ell} q$  in  $\mathcal{B}$ , which is a contradiction. So,  $\mu\ell \notin \text{otr}(\mathcal{S})$ , that is,  $\mu\ell \in \overline{\text{otr}(\mathcal{S})}$ . We can now write  $\mu\ell \in \text{otr}(\mathcal{J}) \cap [\overline{\text{otr}(\mathcal{S})} \cap (\text{otr}(\mathcal{S})L_U)]$ , that is,  $\sigma \in \text{otr}(\mathcal{J}) \cap T$ , showing that  $\text{otr}(\mathcal{J}) \cap T \neq \emptyset$ , as desired.

For the other direction, assume that  $\text{otr}(\mathcal{J}) \cap T \neq \emptyset$ . We then get some  $\sigma \in L^*$  such that  $\sigma \in \text{otr}(\mathcal{J})$ ,  $\sigma \notin \text{otr}(\mathcal{S})$  and  $\sigma \in \text{otr}(\mathcal{S})L_U$ . Then  $\sigma \in \text{otr}(\mathcal{J})$  gives  $q_0 \xrightarrow{\sigma} q$  in  $\mathcal{J}$ , for some  $q \in S_{\mathcal{J}}$ . Also  $\sigma \in \text{otr}(\mathcal{S})L_U$  implies that  $\sigma = \alpha\ell$  for some  $\ell \in L_U$  and  $\alpha \in \text{otr}(\mathcal{S})$ . Then,  $\alpha \in \text{otr}(\mathcal{B})$  because  $\text{otr}(\mathcal{S}) = \text{otr}(\mathcal{B})$ , and then  $b_0 \xrightarrow{\alpha} b$  in  $\mathcal{B}$  for some  $b \neq \mathbf{fail}$ . If  $(b, \ell, q) \in R_{\mathcal{B}}$  for some  $q \in S_{\mathcal{B}}$ , then  $b_0 \xrightarrow{\alpha\ell} q$  in  $\mathcal{B}$  because we already have  $b_0 \xrightarrow{\alpha} b$  in  $\mathcal{B}$ . This would give  $\alpha\ell \in \text{otr}(\mathcal{B})$ , and so  $\sigma \in \text{otr}(\mathcal{S})$  because  $\sigma = \alpha\ell$ . But this is a contradiction since we already have  $\sigma \notin \text{otr}(\mathcal{S})$ . Hence,  $(b, \ell, q) \notin R_{\mathcal{B}}$  for all  $q \in S_{\mathcal{B}}$ . The Claim, item (ii), then gives  $t_0 \xrightarrow{\sigma} \mathbf{fail}$  in  $\mathcal{T}$ . Using Proposition 5.3 we obtain  $(t_0, q_0) \xrightarrow{\sigma} (\mathbf{fail}, q)$  with  $\sigma \in L^*$ , establishing the reverse direction.

We have reached the desired conclusion, namely,  $\text{otr}(\mathcal{J}) \cap T \neq \emptyset$  if and only if  $(t_0, q_0) \xrightarrow{\sigma} (\mathbf{fail}, q)$  in  $\mathcal{T} \times \mathcal{J}$  for some  $\sigma \in L^*$  and some  $q \in S_{\mathcal{J}}$ . The proof is, thus, complete.  $\square$

We illustrate the construction of  $\mathcal{T}$  in Lemma 5.5 using as specification the IOLTS in Figure 5(a).

**Example 5.6.** Let the IOLTS  $\mathcal{S}$  of Figure 5(a) be the specification. Recall that  $L_I = \{a, b\}$  and  $L_U = \{x\}$ . Since  $\mathcal{S}$  is already deterministic we have  $\mathcal{S} = \mathcal{B}$  at Lemma 5.5, and so we start the construction of  $\mathcal{T}$  at Eq. (1). We add transitions  $(t_0, x, \mathbf{fail})$ ,  $(t_2, x, \mathbf{fail})$ ,  $(t_3, x, \mathbf{fail})$ , and  $(\mathbf{fail}, x, \mathbf{fail})$  to  $R_{\mathcal{B}}$  in order to get  $R_{\mathcal{T}}$ , as shown in Figure 7(b). Notice that, among others, the observable behavior  $\alpha = axbx$  leads to the  $\mathbf{fail}$  state in  $\mathcal{T}$ , that is  $t_0 \xrightarrow{\alpha} \mathbf{fail}$  in  $\mathcal{T}$ . Now let the IOLTS  $\mathcal{J}$  of Figure 5(b) be the IUT. We now have  $q_0 \xrightarrow{\alpha} q_2$  in  $\mathcal{J}$ . Hence, we get  $(t_0, q_0) \xrightarrow{\alpha} (\mathbf{fail}, q_2)$  in  $\mathcal{T} \times \mathcal{J}$  and so  $\mathcal{J}$  does not pass  $\{\mathcal{T}\}$ . According to Lemma 5.5,  $\{\mathcal{T}\}$  is a complete fault model for the



specification  $\mathcal{S}$ . Therefore,  $\mathcal{J} \text{ ioco } \mathcal{S}$  should not hold too as we shall check. Take the behavior  $\beta = ba$ . We have  $\beta \in \text{otr}(\mathcal{S})$  because  $s_0 \xrightarrow{\beta} s_3$  in  $\mathcal{S}$ , but  $x \notin \text{out}(s_0 \text{ after } \beta)$  because  $x \notin \text{out}(s_3)$  and  $\mathcal{S}$  is deterministic. We also have  $q_0 \xrightarrow{\beta} q_3$  in  $\mathcal{J}$ , and there is a transition  $(q_3, x, q_2)$  in  $\mathcal{J}$ . Then  $x \in \text{out}(q_0 \text{ after } \beta)$ , and so  $\text{out}(q_0 \text{ after } \beta) \not\subseteq \text{out}(s_0 \text{ after } \beta)$ . According to Definition 3.6,  $\mathcal{J} \text{ ioco } \mathcal{S}$  does not hold, as expected.  $\square$

## 5.2 A Specific Family of Formal Models

A number of restrictions are imposed by Tretmans [Tretmans(2008)] on the structure of the formal models in his approach, so that test runs can be adjusted to more practical situations. First, from the perspective of the testers one would like test purposes to be acyclic, so that according to Definition 5.3 we have a guarantee that any test run is a finite process that runs to completion. Secondly, since the tester cannot predict in advance which symbols a black-box IUT will be sending back in an exchange, it is convenient for the tester, at any state, to be able to respond to any symbol that the IUT can possibly exchange with it. In this case, we say that the tester is input-enabled. Further, since a tester drives the IUT, in order to guarantee that test runs continue to completion, at any state the tester must be able to drive the run by sending at least one symbol to the IUT. Also, in order to avoid arbitrary choices and non-determinism, the tester is required to be output-deterministic, that is, at any state it can emit only one of its output symbols back to the IUT. Further, because **fail** and **pass** states already hold a verdict, in order to avoid moving out of these states, we require that a tester can only have self-loops at these special states. The next definition precisely frames the notion of input-enabledness and output-determinism. Recall Definition 2.27.

**Definition 5.7.** Let  $\mathcal{S} \in \mathcal{IO}(L_I, L_U)$ . We say that  $\mathcal{S}$  is output-deterministic if  $|\text{out}(s)| = 1$ , for all  $s \in S$ , and that  $\mathcal{S}$  is input-enabled if  $\text{inp}(s) = L_I$ , for all  $s \in S$ . The class of all input-enabled IOLTSs over the alphabets  $L_I$  and  $L_U$  will be designated by  $\mathcal{IOE}(L_I, L_U)$ .

We can also get **ioco**-complete fault models whose test purposes are input-enabled.

**Corollary 5.8.** For any specification  $\mathcal{S}$  we can effectively construct an **ioco**-complete fault model  $\{\mathcal{T}\}$  where  $\mathcal{T}$  is deterministic, input-enabled and has a single **fail** and no **pass** states.

*Proof.* A simple observation reveals that the test purpose  $\mathcal{T}$  constructed in the proof of Lemma 5.5 is already input-enabled.  $\square$

When we have testers that are input-enabled, output-deterministic and acyclic except for self-loops at **fail** and **pass** states, we have encountered all the restrictions imposed by Tretmans [Tretmans(2008)] to the testing architecture. In the remainder of this section we examine some consequences of these choices. As a first consequence, it is no surprise that by requiring testers to be acyclic one has to impose some control on the size of the implementations.

**Proposition 5.9.** Consider the simple deterministic specification IOLTS  $\mathcal{S} = (\{s_0\}, s_0, \{a\}, \{x\}, \{(s_0, a, s_0)\})$ . Then there is no fault model  $TP$ , comprised only of acyclic test purposes, and which is **ioco**-complete for  $\mathcal{S}$  even with respect to the subclass of all deterministic IOLTSs.

*Proof.* Clearly,  $\mathcal{S}$  is deterministic. Let  $\alpha = a^n$ , with  $n \geq 0$ , so that  $\alpha x \in \overline{\text{otr}(\mathcal{S})} \cap (\text{otr}(\mathcal{S}) L_U)$ . Let  $\mathcal{J}_n$  be described by the transitions  $(q_{i-1}, a, q_i)$  ( $1 \leq i \leq n$ ),  $(q_n, x, q)$ , and the self-loops  $(q_n, a, q_n)$

and  $(q, a, q)$ , with  $q_0$  the initial state. Clearly,  $\mathcal{J}_n$  is deterministic. Incidentally, since  $\mathbf{inp}(s_0) = \{a\}$  Definition 5.7 says that  $\mathcal{S}$  is also input-enabled. We have  $\alpha x \in \text{otr}(\mathcal{J}_n)$ , so that  $\text{otr}(\mathcal{J}_n) \cap [\overline{\text{otr}(\mathcal{S})} \cap \text{otr}(\mathcal{S}) \ L_U] \neq \emptyset$ . If  $TP$  is **io**co-complete with all its test purposes acyclic, define  $k = \max_{\mathcal{T} \in TP} \{|\sigma| \mid \sigma \in \text{otr}(\mathcal{T})\}$ . Since  $\text{otr}(\mathcal{J}_k) \cap [\overline{\text{otr}(\mathcal{S})} \cap \text{otr}(\mathcal{S}) \ L_U] \neq \emptyset$ , Proposition 3.2 and Lemma 3.7 say that  $\mathcal{J}_k$  **io**co  $\mathcal{S}$  does not hold. Hence,  $\mathcal{J}_k$  does not pass  $TP$  and there is  $\mathcal{T} \in TP$  with  $(t_0, q_0) \xrightarrow{\sigma} (\mathbf{fail}, q)$  in  $\mathcal{T} \times \mathcal{J}_k$ , for some  $\sigma \in \{a, x\}^*$ . By Proposition 5.3,  $t_0 \xrightarrow{\sigma} \mathbf{fail}$  in  $\mathcal{T}$  and  $q_0 \xrightarrow{\sigma} q$  in  $\mathcal{J}_k$ . By the maximality of  $k$ ,  $|\sigma| = m$  with  $m \leq k$ . Because  $q_0 \xrightarrow{\sigma} q$  in  $\mathcal{J}_k$ , we get  $\sigma = a^m$ . Then,  $t_0 \xrightarrow{a^m} \mathbf{fail}$  in  $\mathcal{T}$ . Since, clearly,  $s_0 \xrightarrow{a^m} s_0$  in  $\mathcal{S}$ , Proposition 5.3 gives  $(t_0, s_0) \xrightarrow{a^m} (\mathbf{fail}, s_0)$  in  $\mathcal{T} \times \mathcal{S}$ . Hence,  $\mathcal{S}$  does not pass  $TP$ . Taking  $\mathcal{S}$  as an IUT itself, and given that  $TP$  was assumed an **io**co-complete fault model for  $\mathcal{S}$ , we have that  $\mathcal{S}$  **io**co  $\mathcal{S}$  does not hold, according to Definition 5.4. But this is a clear contradiction according to Definition 3.6.  $\square$

Clearly, in the construction at the proof of Proposition 5.9 we could have taken any IOLTS  $\mathcal{S}$  with a state  $s$  that is reachable from its initial state, and with a self-loop on any input symbol at  $s$ . This makes Proposition 5.9 much more widely applicable.

Next, we investigate the situation where one does have an upper bound on the number of states in the IUTs, and show that the situation is more amenable in these cases.

**Definition 5.10.** Let  $\mathcal{IMP} \subseteq \mathcal{IO}(L_I, L_U)$  be any class of IOLTSs, and let  $m \geq 1$ . We denote by  $\mathcal{IMP}[m]$  the subfamily of  $\mathcal{IMP}$  comprised by all models with at most  $m$  states. Let  $\mathcal{S} \in \mathcal{IO}(L_I, L_U)$ . We say that a fault model  $TP$  over  $L_I \cup L_U$  is **m-io**co-complete for  $\mathcal{S}$  relatively to  $\mathcal{IMP}$  if and only if it is **io**co-complete for  $\mathcal{S}$  relatively to the class  $\mathcal{IMP}[m]$ .

Since it is not possible to construct fault models comprised only of acyclic test purposes, and that are **io**co-complete in general, we turn to the problem of obtaining such fault models that are **m-io**co-complete, for a given  $m$ . The construction is discussed in Proposition 5.11, and is illustrated in Example 5.12.

**Proposition 5.11.** Let  $\mathcal{S} = \langle S, s_0, L_I, L_U, T \rangle \in \mathcal{IO}(L_I, L_U)$  be deterministic, and let  $m \geq 1$ . Then, there is a fault model  $TP$  which is **m-io**co-complete for  $\mathcal{S}$ , and such that all test purposes in  $TP$  are deterministic and acyclic.

*Proof.* Let  $s_0, s_1, \dots, s_{n-1}$  be an enumeration of  $S$ . We construct a direct acyclic multi-graph  $D$ . Let  $D$  have  $mn + 1$  levels, where at each level  $i$ ,  $0 \leq i \leq mn$ , we list all nodes in  $S$ , in the given order, from left to right, labeling them  $s_{0,i}, s_{1,i}, \dots, s_{n-1,i}$ . Consider a node  $s_{j,k}$ ,  $0 \leq j \leq n$ , at level  $k$ ,  $0 \leq k < mn$ . For each transition  $(s_j, \ell, s_i)$  of  $\mathcal{S}$ : (i) if  $i > j$ , add a horizontal left to right arc to  $D$  from node  $s_{j,k}$  to node  $s_{i,k}$ ; and (ii) if  $i \leq j$  add a vertical arc to  $D$  from node  $s_{j,k}$  to node  $s_{i,k+1}$ . Label the new arc with the symbol  $\ell$ . Complete the construction by adding an extra node labeled **fail** to  $D$ . For any node  $s_{i,k}$  in  $D$ ,  $s_{i,k} \neq \mathbf{fail}$ , and any  $\ell \in L_U$ , if  $(s_i, \ell, p) \notin T$ , for every  $p \in S$ , add an arc from node  $s_{i,k}$  to node **fail** in  $D$ , and label it  $\ell$ . Let  $s_{0,0}$  be the root node. Finally, discard any node of  $D$  not reachable from the root. Since all arcs in  $D$  are directed top-down or from left to right, it is clear that  $D$  is acyclic. Hence, there is a finite number of distinct maximal paths starting at the root node of  $D$ . Also, since at any node  $s_{i,k}$  we add arcs to  $D$  corresponding to all transitions in  $\mathcal{S}$  from node  $s_i$ , it is clear that, for all  $\sigma \in L^*$ , with  $|\sigma| \leq mn$ , we have that  $\sigma \in \text{otr}(\mathcal{S})$  if and only if  $\sigma$  is a path from the root of  $D$ .

For each path  $s_{i_0} \xrightarrow{x_1} s_{i_1} \xrightarrow{x_2} \dots \xrightarrow{x_r} s_{i_r}$  ( $r \geq 1$  and  $0 \leq i \leq n-1$ ) in  $D$  where  $s_{i_0} = s_{0,0}$  is the root node and  $s_{i_r} = \mathbf{fail}$ , we add the acyclic test purpose  $\mathcal{T} =$

( $\{s_{i_0}, \dots, s_{i_r}\}, s_{i_0}, L_U, L_I, \{(s_{i_{j-1}}, x_j, s_{i_j} \mid 1 \leq j \leq r)\}$ ) to  $TP$ . Clearly,  $\mathcal{T}$  is deterministic. Now we argue that  $TP$  is  $m$ -ioco-complete. Assume that  $\mathcal{J} \text{ ioco } \mathcal{S}$  does not hold, where  $\mathcal{J} = (Q, q_0, L_I, L_U, R)$  is an IUT with  $|Q| = h \leq m$  states. By Proposition 3.2 and Lemma 3.7 we get  $\sigma \in L^*$  such that  $\sigma \in \text{otr}(\mathcal{J})$ ,  $\sigma \notin \text{otr}(\mathcal{S})$  and  $\sigma \in \text{otr}(\mathcal{S})L_U$ . Let  $|\sigma|$  be minimum. Clearly,  $\sigma = \alpha\ell$ , with  $\ell \in L_U$  and  $\alpha \in \text{otr}(\mathcal{S})$  so that  $s_0 \xrightarrow{\alpha} s$ . From  $\alpha\ell \in \text{otr}(\mathcal{J})$  we get  $q_0 \xrightarrow{\alpha} q \xrightarrow{\ell} q'$ . By Proposition 5.3, we have  $(s_0, q_0) \xrightarrow{\alpha} (s, q)$  in  $\mathcal{S} \times \mathcal{J}$ . With no loss of generality, let  $\alpha = x_1 \dots x_r$  ( $r \geq 0$ ). Then,  $(s_0, q_0) \xrightarrow{x_1} (s_1, q_1) \xrightarrow{x_2} (s_2, q_2) \xrightarrow{x_3} \dots \xrightarrow{x_r} (s_r, q_r)$ , with  $s = s_r$  and  $q = q_r$ . If  $r \geq mn \geq hn$  we get  $(s_i, q_i) = (s_j, q_j)$  for some  $0 \leq i < j \leq r$ . Then,  $(s_0, q_0) \xrightarrow{\mu} (s_r, q_r)$  with  $\mu = x_1 \dots x_i x_{j+1} \dots x_r$ . Again,  $s_0 \xrightarrow{\mu} s_r$  and  $q_0 \xrightarrow{\mu} q_r$ , which gives  $\mu \in \text{otr}(\mathcal{S})$  and  $\mu \in \text{otr}(\mathcal{J})$ . Moreover,  $(s_r, \ell, p) \notin T$  for all  $p \in S$ , otherwise we get  $\sigma = \alpha\ell \in \text{otr}(\mathcal{S})$ , a contradiction. Hence,  $\mu\ell \notin \text{otr}(\mathcal{S})$ . Also, since  $\mu \in \text{otr}(\mathcal{S})$ , we get  $\mu\ell \in \text{otr}(\mathcal{S})L_U$ . Further, we also have  $q_0 \xrightarrow{\mu} q_r$  in  $\mathcal{J}$ ,  $q_0 \xrightarrow{\alpha} q \xrightarrow{\ell} q'$ , and  $q = q_r$ . Hence,  $q_0 \xrightarrow{\mu} q \xrightarrow{\ell} q'$ , and so  $\mu\ell \in \text{otr}(\mathcal{J})$ . Thus,  $\mu\ell \in \text{otr}(\mathcal{J}) \cap [\overline{\text{otr}(\mathcal{S})} \cap \text{otr}(\mathcal{S})L_U]$ . But  $|\mu| < |\alpha|$  and so  $|\mu\ell| < |\alpha\ell| = |\sigma|$ , violating the minimality of  $|\sigma|$ . Hence,  $r < mn$ . Thus, from  $s_0 \xrightarrow{\alpha} s_r$  we get a trace  $\alpha$  from the root  $s_{0,0}$  to a node  $s_{i,k}$  in  $D$ . Because  $(s_r, \ell, p)$  is not in  $T$  for any  $\ell \in L_U$  and any  $p \in S$ , the construction gives an arc  $\ell$  from  $s_{i,k}$  to **fail** in  $D$ . Hence, there is a trace  $\alpha\ell$  from  $s_{0,0}$  to **fail** in  $D$ . According to the construction, we get  $\mathcal{T} = (S_{\mathcal{T}}, t_0, L_U, L_I, T_{\mathcal{T}})$  in  $TP$  with  $t_0 \xrightarrow{\alpha\ell} \text{fail}$  in  $\mathcal{T}$ , and so  $(t_0, q_0) \xrightarrow{\sigma} (\text{fail}, q')$  in  $\mathcal{T} \times \mathcal{J}$ , showing that  $\mathcal{J}$  does not pass  $TP$ . We have shown that if any IUT  $\mathcal{J}$  with at most  $m$  states passes  $TP$  then  $\mathcal{J} \text{ ioco } \mathcal{S}$  holds.

If an IUT  $\mathcal{J} = (Q, q_0, L_I, L_U, R)$  does not pass  $TP$ , we have  $(t_0, q_0) \xrightarrow{\sigma} (\text{fail}, q)$  in  $\mathcal{T} \times \mathcal{J}$ , for some  $\mathcal{T} = (S_{\mathcal{T}}, s_{0,0}, L_U, L_I, T_{\mathcal{T}})$  in  $TP$ . So,  $s_{0,0} \xrightarrow{\sigma} \text{fail}$  in  $\mathcal{T}$  and  $q_0 \xrightarrow{\sigma} q$  in  $\mathcal{J}$ . Thus,  $\sigma \in \text{otr}(\mathcal{J})$ . By the construction,  $s_{0,0} \xrightarrow{\alpha} s_{i,k} \xrightarrow{\ell} \text{fail}$  in  $\mathcal{T}$ , and  $(s_i, \ell, p)$  is not a transition in  $\mathcal{S}$ , for all  $p \in S$  and all  $\ell \in L_U$ . From  $s_{0,0} \xrightarrow{\alpha} s_{i,k}$  in  $\mathcal{T}$ , we have a path  $\alpha$  from the root to node  $s_{i,k}$  in  $D$ . The construction of  $D$  then gives,  $s_0 \xrightarrow{\alpha} s_i$  in  $\mathcal{S}$ , that is, we have  $\sigma = \alpha\ell \in \text{otr}(\mathcal{S})L_U$ . If  $\alpha\ell \in \text{otr}(\mathcal{S})$  we would have  $s_0 \xrightarrow{\alpha} s' \xrightarrow{\ell} s''$  in  $\mathcal{S}$ . Since  $\mathcal{S}$  is deterministic, we would get  $s_i = s'$ , and so  $(s_i, \ell, s'')$  is a transition in  $\mathcal{S}$ , a contradiction. Thus,  $\sigma = \alpha\ell \in \overline{\text{otr}(\mathcal{S})}$ . Whence,  $\sigma \in \text{otr}(\mathcal{J}) \cap \overline{\text{otr}(\mathcal{S})} \cap (\text{otr}(\mathcal{S})L_U)$ , and, by Lemma 3.7 and Proposition 3.2,  $\mathcal{J} \text{ ioco } \mathcal{S}$  does not hold. We have shown that if  $\mathcal{J} \text{ ioco } \mathcal{S}$  holds then any IUT passes  $TP$ , and so does any IUT with at most  $m$  states.  $\square$

Example 5.12 illustrates the construction.

**Example 5.12.** Let the IOLTS  $\mathcal{S}$  of Figure 5(a) be the specification again. Here we take  $L_I = \{a, b\}$  and  $L_U = \{x\}$ . Following the construction exhibited at the Proof of Proposition 5.11, we construct the direct acyclic multi-graph  $D$  partially depicted at Figure 8. As  $\mathcal{S}$  has  $n = 4$  states we have four states at each level, and all transitions connect nodes at the same level from left to right, or must go to next level. In this example we have considered IUTs with at most  $m = n = 4$  states, so that  $mn + 1 = 17$  levels are present in the multi-graph  $D$ . The top at Figure 8 shows the first two layers, and the bottom at that figure depicts the last two layers of  $D$ . To complete the construction we also add a **fail** state but, in order to keep the figure uncluttered, we replicated the **fail** label.

A simple algorithm can extract test purposes  $\mathcal{T}$  by traversing the graph from the root  $s_{0,0}$  to a **fail** state. For example, take the path  $\alpha = aaxabbba$  with  $|\alpha| \leq 16$ . We can easily check that  $\alpha$  leads  $s_{0,0}$  to the **fail** state, that is  $s_{0,0} \xrightarrow{\alpha} \text{fail}$ , by the sequence of states  $s_{0,0}, s_{1,0}, s_{1,1}, s_{2,1}, s_{1,2}, s_{3,2}, s_{2,3}, s_{3,3}, s_{3,4}, \text{fail}$ . Assume the IOLTS  $\mathcal{J}$  of Figure 5(b) as an IUT. By inspection,  $\alpha$  leads  $q_0$  to  $q_2$ . So  $\mathcal{J}$  does not pass the test purpose induced by  $\alpha$  and so  $\mathcal{J} \text{ ioco } \mathcal{S}$  does not hold, as expected again.  $\square$

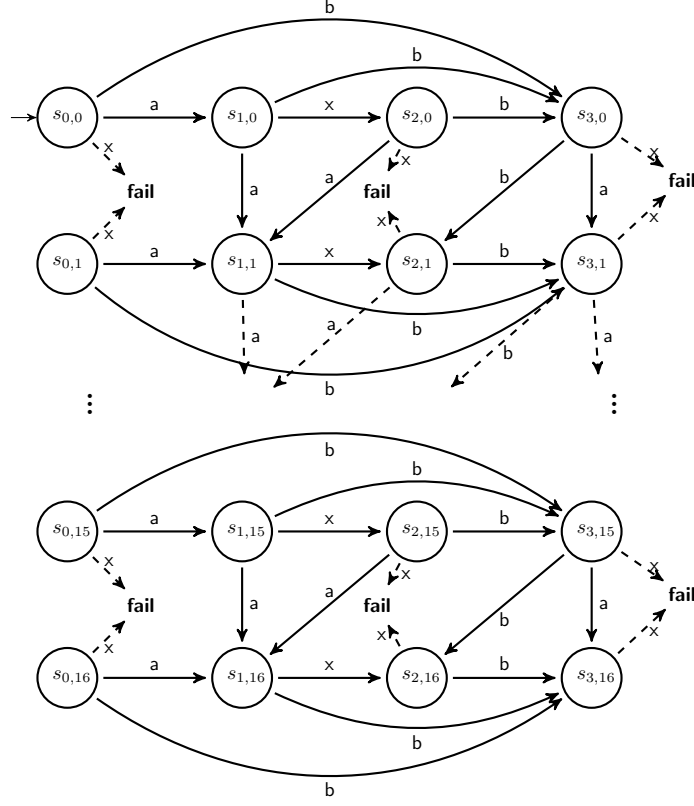


Figure 8: A direct acyclic multi-graph  $D$  for Figure 5(a).

A careful observation of the construction exhibited at the proof of Proposition 5.11, with minor adjustments, also reveals that one can get  $m$ -**ioco**-complete fault models whose test purposes are deterministic, output-deterministic, input-enabled and acyclic, except for self-loops at **pass** and **fail** states.

**Proposition 5.13.** *Let  $\mathcal{S} \in \mathcal{IO}(L_I, L_U)$  be deterministic, and let  $m \geq 1$ . Then, there is a fault model  $TP$  which is **ioco**-complete for  $\mathcal{S}$  relatively to  $\mathcal{IO}(L_I, L_U)[m]$ , and such that all test purposes in  $TP$  are deterministic, input-enabled, output-deterministic, and acyclic except for self-loops at **fail** and **pass** states.*

*Proof.* From Proposition 5.11 we get a fault model  $TP$  that is  $m$ -**ioco**-complete for  $\mathcal{S}$ , and such that all test purposes in  $TP$  are acyclic and deterministic. Consider any test purpose  $\mathcal{T} = \langle S_{\mathcal{T}}, t_0, L_U, L_I, T_{\mathcal{T}} \rangle$  in  $TP$ , and take any state  $t$  of  $\mathcal{T}$ .

In order to secure input-enabledness, we add a new **pass** state to  $S_{\mathcal{T}}$ . For all  $\ell \in L_U$  we proceed as follows. If we do not have a transition  $(t, \ell, t')$  in  $T_{\mathcal{T}}$  for any  $t' \in S_{\mathcal{T}}$  and with  $t \neq \mathbf{fail}$ , we add the transition  $(t, \ell, \mathbf{pass})$  to  $T_{\mathcal{T}}$ . Also, add transitions  $(\mathbf{pass}, \ell, \mathbf{pass})$  and  $(\mathbf{fail}, \ell, \mathbf{fail})$  to  $T_{\mathcal{T}}$ , for all  $\ell \in L_U$ . This will transform  $\mathcal{T}$  into an input-enabled acyclic IOLTS  $\mathcal{T}'$ , except for self-loops at **pass** and **fail** states. Moreover, an easy induction on  $|\sigma| \geq 0$  can establish that we have  $t_0 \xrightarrow{\sigma} \mathbf{fail}$  in

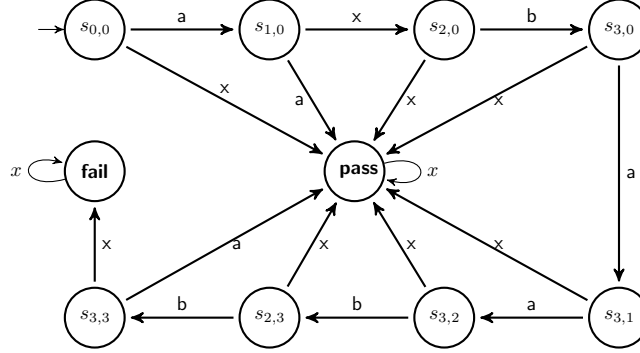


Figure 9: A test purpose extracted from Figure 8.

$\mathcal{T}$  if and only if we also have  $t_0 \xrightarrow{\sigma} \mathbf{fail}$  in  $\mathcal{T}'$ . We conclude that  $\mathcal{J}$  passes  $\mathcal{T}$  if and only if  $\mathcal{J}$  passes  $\mathcal{T}'$ . Hence, after adjusting all test purposes in  $TP$  in this manner we get a fault model  $TP'$  that is *m-ioco*-complete for  $\mathcal{S}$ , and such that all test purposes in  $TP$  are input-enabled and acyclic, except for the self-loops at states **pass** and **fail**.

We now argue for output-determinism. A simple re-examination of the proof of Proposition 5.11 reveals that we have at most one outgoing transition  $(t, \ell, t')$  in  $\mathcal{T}$ , for any  $\ell \in L_I \cup L_U$ . Since in the previous step we added no transitions on a symbol from  $L_I$ , if we have  $\ell \in L_I$  then state  $t$  is already output-deterministic. If  $\ell \notin L_I$  we choose any symbol  $\ell' \in L_I$  and add a transition  $(t, \ell', \mathbf{pass})$  to  $\mathcal{T}'$ . This makes state  $t$  output-deterministic in  $\mathcal{T}'$ . After we apply this transformation to all states in  $\mathcal{T}'$  we get a new test purpose  $\mathcal{T}''$  which is output-deterministic. Again, it is easy to see that for any implementation  $\mathcal{J} \in \mathcal{IO}(L_I, L_U)$ , we have that  $\mathcal{J}$  passes  $\mathcal{T}'$  if and only if  $\mathcal{J}$  passes  $\mathcal{T}''$ . We, thus, reach the conclusion that we can always get a fault model  $TP''$  which is *m-ioco*-complete for  $\mathcal{S}$ , and such that all test purposes in  $TP''$  are input-enabled, output-deterministic, and acyclic, except for the self-loops at the **pass** and **fail** states.  $\square$

In Example 5.14 we illustrate some test purposes that are extracted from the multi-graph  $D$ , following Propositions 5.11 and 5.13.

**Example 5.14.** Example 5.12 shows (part of) the direct acyclic multi-graph  $D$  for the IOLTS  $\mathcal{S}$  of Figure 5(a). Using Propositions 5.11 and 5.13 we can extract deterministic, acyclic, input-enabled and output-deterministic test purposes from  $D$ . First, take the path  $\sigma_1 = axbaabbx$ . In Figure 9, Proposition 5.11 gives the outer path from  $s_{0,0}$  to **fail**, giving rise to a deterministic and acyclic test purpose. Then, in order to secure input-enabledness of the test purpose we followed the construction at the first part in Proposition 5.13 we added a new **pass** state. Proceeding, , for all states  $s$  in the outer path from  $s_{0,0}$  to  $s_{3,3}$  we added new transitions  $(s, \ell, \mathbf{pass})$  for all symbols  $\ell \in L_U$  which were not yet in the set **out**( $s$ ). This part of the construction was completed by adding transitions  $(\mathbf{pass}, \ell, \mathbf{pass})$  and  $(\mathbf{fail}, \ell, \mathbf{fail})$  for all  $\ell \in L_U$ , as shown in Figure 9. Next, we guaranteed output-determinism by following the second part of the construction in Proposition 5.13. We then added transitions  $(s, \ell, \mathbf{pass})$  from all states  $s$  in the outer path from state  $s_{0,0}$  to state  $s_{3,3}$  and for which we still had **inp**( $s$ )  $\cap L_I = \emptyset$ . By a simple inspection one can check that test purpose depicted at Figure 9 is, in fact, deterministic, input-enabled, output-deterministic and acyclic, except by the self-loops at **fail** and **pass** states.

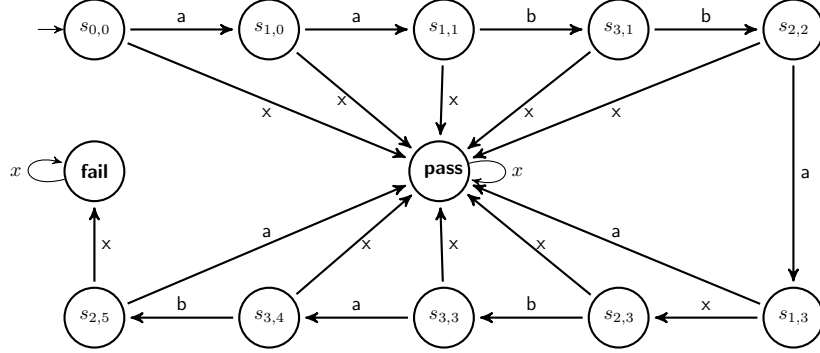


Figure 10: A test purpose extracted from Figure 8.

As another illustration, consider the path  $\sigma_2 = aabba\bar{x}babx$ . Using the same steps, it results in the test purpose shown at Figure 10.

Now consider the IOLTS  $\mathcal{J}$  shown at Figure 5(b) as an implementation to be tested. First, take the test purpose  $\mathcal{T}_2$ , as shown in Figure 10, that was constructed as indicated above. We can easily check that  $\sigma_2 \notin \text{otr}(\mathcal{J})$ , so now we do not have  $(s_{0,0}, q_0) \xRightarrow{\sigma_2} (\text{fail}, q_2)$  in  $\mathcal{T}_2 \times \mathcal{J}$ . So, at this point, running a test experiment using  $\mathcal{T}_2$  and the IUT  $\mathcal{J}$  results in an inconclusive verdict. Next, take the same IUT  $\mathcal{J}$  and now take test purpose  $\mathcal{T}_1$ , as shown in Figure 9. By inspection,  $\sigma_1$  leads from  $q_0$  to  $q_2$  in  $\mathcal{J}$ , so that we have  $(s_{0,0}, q_0) \xRightarrow{\sigma_1} (\text{fail}, q_2)$  in  $\mathcal{T}_1 \times \mathcal{J}$ . This indicates that  $\mathcal{J}$  does not pass  $\mathcal{T}_1$ , and so now we may conclude that  $\mathcal{J} \text{ ioco } \mathcal{S}$ , in fact, does not hold.  $\square$

Putting these partial results together we reach the following conclusion, showing that we can use our methods to effectively construct test purposes that satisfy all requirements listed by Tretmans [Tretmans(2008)] for a black-box testing architecture.

**Theorem 5.15.** *Let  $\mathcal{S} \in \mathcal{IO}(L_I, L_U)$  be a specification, and let  $m \geq 1$ . Then we can effectively construct a finite fault model  $TP$  which is  $m$ -ioco-complete for  $\mathcal{S}$ , and such that all test purposes in  $TP$  are deterministic, input-enabled, output-deterministic, and acyclic except for self-loops at special **fail** and **pass** states.*

*Proof.* First, if  $\mathcal{S}$  is not already deterministic, use Proposition 2.22 to transform  $\mathcal{S}$  into an equivalent deterministic IOLTS. Then use Proposition 5.13 to get the desired fault model.  $\square$

Further, if one has a different set of characteristics, stemming from another kind of testing architecture, and with somewhat different requirements to be satisfied by test purposes as compared to those proposed by Tretmans [Tretmans(2008)], one might try to proceed as discussed here, and transform each basic test purpose so as to make it adhere to that specific set of new requirements.

### 5.3 On the Complexity of Test Purposes

We now look at the complexity of the specific family of test purposes constructed in Subsections 5.1 and 5.2. Let  $\mathcal{S} = \langle S, s_0, L_I, L_U, T \rangle$  be a deterministic specification IOLTS, with  $|S| = n$ . First, we return to the construction of the acyclic multi-graph  $D$ , described in the proof of Proposition 5.11, and that was used to obtain acyclic test purposes that are  $m$ -ioco-complete for  $\mathcal{S}$ . Since  $\mathcal{S}$  is

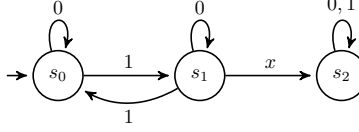


Figure 11: A specification IOLTS.

deterministic, it is clear that  $D$  is also deterministic and acyclic. Moreover, since  $D$  has  $nm + 1$  levels with at most  $n$  nodes per level, we conclude that  $D$  has at most  $n^2m + n$  nodes.

Although the number of nodes and levels in  $D$  are polynomial on  $n$  and  $m$ , the number of traces in  $D$  might be super-polynomial on  $n$  and  $m$ , in general. Thus, given that we extract the test purposes from the traces in  $D$ , the fault model that is so generated, and which is complete for  $\mathcal{S}$ , might also be of super-polynomial size on  $n$  and  $m$ . We argue now that, in general, this situation is unavoidable, even when we restrict specifications and implementations to the smaller class of input-enabled IOLTS models.

**Theorem 5.16.** *Let  $m \geq 3$ ,  $L_I = \{0, 1\}$ , and  $L_U = \{x\}$ . Consider the deterministic, input-enabled specification  $\mathcal{S} = \langle S, s_0, L_I, L_U, T \rangle$  depicted at Figure 11, and let  $TP$  be a fault model which is  $m$ -**ioco**-complete for  $\mathcal{S}$ , relatively to the class of all deterministic and input-enabled implementations. If all test purposes in  $TP$  are deterministic and output-deterministic, then  $TP$  must be comprised of at least  $\Omega(\Phi^m)$  distinct test purposes, where  $\Phi = (1 + \sqrt{5})/2$ .*

*Proof.* Clearly,  $\mathcal{S}$  is deterministic and input-enabled. Let  $R = (0 + 11)^*$ . In order to ease the notation, we define  $\bar{\sigma} = 1$  when  $\sigma = 0$ , and let  $\bar{\sigma} = 0$  when  $\sigma = 1$ . Let  $\alpha = y_1 \dots y_r \in R$ , with  $1 \leq r \leq m - 3$ . It is clear that  $\alpha \in \text{otr}(\mathcal{S})$ ,  $\alpha x \in \text{otr}(\mathcal{S})L_U$ , and  $\alpha x \notin \text{otr}(\mathcal{S})$ , and so  $\alpha x \in \text{otr}(\mathcal{S})$ .

Now let  $\mathcal{J}_\alpha = \langle S_{\mathcal{J}}, q_0, L_I, L_U, T_{\mathcal{J}} \rangle$  be an IUT given by the transitions  $(q_{i-1}, y_i, q_i)$  for  $1 \leq i \leq r$ , and  $(q_r, x, q_{r+1})$ . To guarantee that  $\mathcal{J}_\alpha$  is input-enabled, add a new **pass** state, and the transitions  $(q_{i-1}, \bar{y}_i, \text{pass})$  ( $1 \leq i \leq r$ ) to  $\mathcal{J}_\alpha$ , as well as the transitions  $(q_r, \sigma, \text{pass})$  and the self-loops  $(q_{r+1}, \sigma, q_{r+1})$ ,  $(\text{pass}, \sigma, \text{pass})$ , for  $\sigma \in \{0, 1\}$ . See Figure 12. Clearly,  $\mathcal{J}_\alpha$  has  $r + 3 \leq m$  states, is deterministic and input-enabled.

Assume that  $TP$  is a fault model which is  $m$ -**ioco**-complete for  $\mathcal{S}$ , relatively to the class of all deterministic and input-enabled implementations. Since  $\alpha x \in \text{otr}(\mathcal{J})$ , we get  $\text{otr}(\mathcal{J}_\alpha) \cap [\overline{\text{otr}(\mathcal{S})} \cap (\text{otr}(\mathcal{S})L_U)] \neq \emptyset$ , so that from Lemma 3.7 and Proposition 3.2 we have that  $\mathcal{J}_\alpha$  **ioco**  $\mathcal{S}$  does not hold. So, we get a test purpose  $\mathcal{T}_\alpha = \langle S_\alpha, t_0, L_U, L_I, T_\alpha \rangle$  in  $TP$  such that  $\mathcal{J}_\alpha$  does not pass  $\mathcal{T}_\alpha$ . Thus, there is  $\sigma$  such that  $(t_0, q_0) \xrightarrow{\sigma} (\text{fail}, q)$  in  $\mathcal{T}_\alpha \times \mathcal{J}_\alpha$ , for some  $q \in S_{\mathcal{J}}$ . We then get  $t_0 \xrightarrow{\sigma} \text{fail}$  in  $\mathcal{T}_\alpha$  and  $q_0 \xrightarrow{\sigma} q$  in  $\mathcal{J}_\alpha$ . We claim that  $\sigma \notin \{0, 1\}^*$ . To see this assume to the contrary that  $\sigma \in \{0, 1\}^*$ . Then  $s_0 \xrightarrow{\sigma} s$ , so that we get  $(t_0, s_0) \xrightarrow{\sigma} (\text{fail}, s)$  in  $\mathcal{T}_\alpha \times \mathcal{S}$ . This says  $\mathcal{S}$  does not pass  $TP$ , that is,  $\mathcal{S}$  **ioco**  $\mathcal{S}$  does not hold, a contradiction. Thus, since  $\sigma \in \text{otr}(\mathcal{J}_\alpha)$ , we must have  $\sigma = \alpha x \alpha'$  with  $x \in L_I$  and  $\alpha' \in \{0, 1\}^*$ .

Next, we look at other test purposes in  $TP$ . Let  $\beta \in R$ ,  $|\beta| = |\alpha|$  and  $\beta \neq \alpha$ . By a similar reasoning, we get another test purpose  $\mathcal{T}_\beta = \langle S_\beta, t'_0, L_U, L_I, T_\beta \rangle$  in  $TP$ , and with  $t'_0 \xrightarrow{\beta x \beta'} \text{fail}$  in  $\mathcal{T}_\beta$ , for some  $\beta' \in \{0, 1\}^*$ . We now claim that  $\mathcal{T}_\alpha \neq \mathcal{T}_\beta$ . Again, for the sake of contradiction, let  $\mathcal{T}_\alpha = \mathcal{T}_\beta$ . We now have  $t_0 \xrightarrow{\alpha x \alpha'} \text{fail}$  and  $t_0 \xrightarrow{\beta x \beta'} \text{fail}$  in  $\mathcal{T}_\alpha$ . Since prefixes of  $\alpha$  and of  $\beta$  are in  $\text{otr}(\mathcal{S}) \cap \{0, 1\}^*$ , we can not reach **fail** in  $\mathcal{T}_\alpha$  with such prefixes, otherwise we would again reach the contradiction

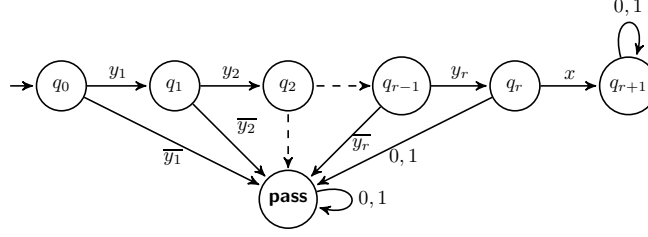


Figure 12: Implementation  $J_\alpha$ .

to the effect that  $\mathcal{S} \text{ ioco } \mathcal{S}$  does not hold. We, therefore, must have  $t_0 \xrightarrow{\mu} t_1 \xrightarrow{x_1} t_2 \xrightarrow{\alpha_1 x \alpha'} \text{fail}$  and  $t_0 \xrightarrow{\mu} t'_1 \xrightarrow{x_2} t'_2 \xrightarrow{\beta_1 x \beta'} \text{fail}$  in  $\mathcal{T}_\alpha$ , with  $\alpha = \mu x_1 \alpha_1$  and  $\beta = \mu x_2 \beta_1$ . Since  $\mathcal{T}_\alpha$  is deterministic, we have  $t_1 = t'_1$ . This gives  $(t_1, x_1, t_2)$  and  $(t_1, x_2, t'_2)$  as transitions in  $\mathcal{T}_\alpha$ , with  $x_1 \neq x_2$  in  $\{0, 1\}$ . But this contradicts  $\mathcal{T}_\alpha$  being output-deterministic. We conclude that  $\mathcal{T}_\alpha \neq \mathcal{T}_\beta$  when  $\alpha \neq \beta$  and  $|\alpha| = |\beta|$ , with  $\alpha, \beta \in R$ .

Finally, we put a simple lower bound on the number of words of length  $m$  in  $R$ . Since the symbol 1 occurs only in blocks of two in a word in  $R$ , there are  $\binom{m-i}{i}$  distinct words of length  $m$  with  $i$  such blocks in  $R$ . So, we have  $F_m = \sum_{i=0}^{\lfloor m/2 \rfloor} \binom{m-i}{i}$  words of length  $m$  in  $R$ , where  $F_m$  is the  $m$ th Fibonacci number, that is  $F_m = \frac{1}{\sqrt{5}} (\Phi^m + \frac{1}{\Phi^m}) \geq \frac{\Phi^m}{\sqrt{5}}$ , where  $\Phi = (1 + \sqrt{5})/2$ . We then conclude that we must have at least  $\Phi^m / \sqrt{5}$  test cases in  $TP$ .

For a later reference, we note that both transitions from  $q_r$  to **pass**, as well as both self-loops at state  $q_{r+1}$ , were never necessary in the proof. Their only function here is to make states  $q_r$  and  $q_{r+1}$  also input-enabled.  $\square$

It is clear that Theorem 5.16 applies to any specification  $\mathcal{S}$  in which Figure 11 occurs, with  $s_0$  being reachable from its initial state.

## 6 Another Restricted Class of IOLTS Models

As another illustration of the applicability of our approach, in this section we want to apply our proposal to a subclass of IOLTS models that were studied more recently [Simão and Petrenko(2014)]. In that work, Simão and Petrenko considered a more contrived subclass of IOLTS models, and showed that it is possible to generate **ioco**-complete test suites for specifications in that subclass. But in that work, they did not consider the size complexity of the test suites that were generated following their approach. In this section we apply our method to that same subclass of IOLTS models and show how to construct **ioco**-complete test suites for such models in a more unified and direct way. We also study the size complexity of the test suites that are generated using our approach. It comes as no surprise that the test suites that are generated using the approach described in this section will have a size that might be exponentially related to the size of the IOLTS models involved in the testing process, and when considering worst case scenarios. Interestingly, however, as one of the main results of this section, we also establish a precise *exponential lower bound* on the worst case asymptotic size of *any test suite* that is required to be complete for the class of IOLTS models treated here.



Since there are several restrictions that IOLTS models must satisfy in Simão and Petrenko's approach [Simão and Petrenko(2014)], we introduce them in stages, as needed. Motivation for considering these restrictions can be found in their work [Simão and Petrenko(2014)]. Recall Definition 2.27. First we use the **inp** and **out** functions that collect inbound and outbound transitions, respectively, in order to characterize the notions of input-complete and output-complete states, among others. Also, the notion of an IOLTS model being progressive is formalized.

**Definition 6.1** ([Simão and Petrenko(2014)]). Let  $\mathcal{S} = \langle S, s_0, L_I, L_U, T \rangle$  be an IOLTS, with  $L = L_I \cup L_U$ , and let  $s \in S$ . We say that  $s$  is: (i) a sink state if  $\mathbf{init}(\{s\}) = \emptyset$ ; (ii) a single-input state when  $|\mathbf{inp}(\{s\})| \leq 1$ ; (iii) a input-state when  $\mathbf{inp}(\{s\}) \neq \emptyset$ ; (iv) an input-complete state if  $\mathbf{inp}(\{s\}) = L_I$  or  $\mathbf{inp}(\{s\}) = \emptyset$ ; and (v) we say that  $s$  is an output-complete state when  $\mathbf{out}(\{s\}) = L_U$  or  $\mathbf{out}(\{s\}) = \emptyset$ . We say that the IOLTS  $\mathcal{S}$  is single-input, input-complete, or output-complete if all states in  $S$  are, respectively, single-input, input-complete, or output-complete. We also say that  $\mathcal{S}$  is initially-connected if every state in  $S$  is reachable from the initial state, and we say that  $\mathcal{S}$  is progressive if it has no sink state and for any cycle  $q_0 \xrightarrow{x_1} q_1 \xrightarrow{x_2} q_2 \xrightarrow{x_3} \dots \xrightarrow{x_k} q_k$ , with  $q_0 = q_k$  and  $q_i \in S$  ( $0 \leq i \leq k$ ) we have  $x_j \in L_I$  for at least one transition  $q_{j-1} \xrightarrow{x_j} q_j$ , for some  $1 \leq j \leq k$ . Let  $\mathcal{IOP}(L_I, L_U) \subseteq \mathcal{IO}(L_I, L_U)$  denote the class of all IOLTSs which are deterministic, input-complete, progressive and initially-connected.

Earlier, in Definition 5.7, a state  $s$  was said to be input-enabled when  $\mathbf{inp}(s) = L_I$ . Note the slight difference with the notion of  $s$  being input-complete just given.

In Definition 4.1, the terms test case and test suite were already reserved to refer to words and languages, respectively, over  $L_I \cup L_U$ . In order to avoid confusion about the use of these terms in this section, here we will employ the terms *schemes* and *scheme suites*, respectively, when referring to the notions of test cases and test suites as in Definition 3 of Simão and Petrenko [Simão and Petrenko(2014)]. Note that, contrary to the notion of a test purpose in Definition 5.1, test schemes in Simão and Petrenko's approach [Simão and Petrenko(2014)] do not have their sets of input and output symbols reversed with respect to the sets of input and output symbols of specifications and implementations. The next definition reflects this idea.

**Definition 6.2.** Let  $L_I$  and  $L_U$  be sets of symbols with  $L_I \cap L_U = \emptyset$  and  $L = L_I \cup L_U$ . A scheme over  $L$  is an acyclic single-input and output-complete IOLTS  $\mathcal{T} \in \mathcal{IO}(L_I, L_U)$  which has a single sink state, designated **fail**. A scheme suite  $SS$  over  $L$  is a finite set of schemes over  $L$ .

Proceeding, recall Definition 5.2, of the cross-product operator  $\mathcal{S} \times \mathcal{J}$  for synchronous execution of two IOLTSs  $\mathcal{S}$  and  $\mathcal{J}$ . Simão and Petrenko [Simão and Petrenko(2014)] denote the exactly same operator by  $\mathcal{S} \cap \mathcal{J}$ , with the proviso that, in that work, internal  $\tau$ -moves were not considered, by definition. In this section we will continue to use the cross-product to denote synchronous execution. This being noted, we remark now that our Definition 5.4, for when an implementation IOLTS  $\mathcal{J}$  passes a test scheme  $\mathcal{T}$  and passes a scheme suite  $SS$ , exactly matches Definition 4 of Simão and Petrenko and, as a consequence, we also have the very same notion of **io-co**-completeness, as stated in our Definition 5.4 and their Definition 4.

In what follows we want to show that our approach can also be used to construct **io-co**-complete scheme suites, but with the advantage that we do not need to further constrain specification and implementations models.

**Theorem 6.3.** Let  $\mathcal{S} = \langle S_S, s_0, L_I, L_U, R_S \rangle \in \mathcal{IO}(L_I, L_U)$  a specification over  $L = L_I \cup L_U$ , and let  $m \geq 1$ . Then we can effectively construct a finite scheme suite  $SS$  over  $L$  which is  $m$ -**io-co**-complete for  $\mathcal{S}$ .

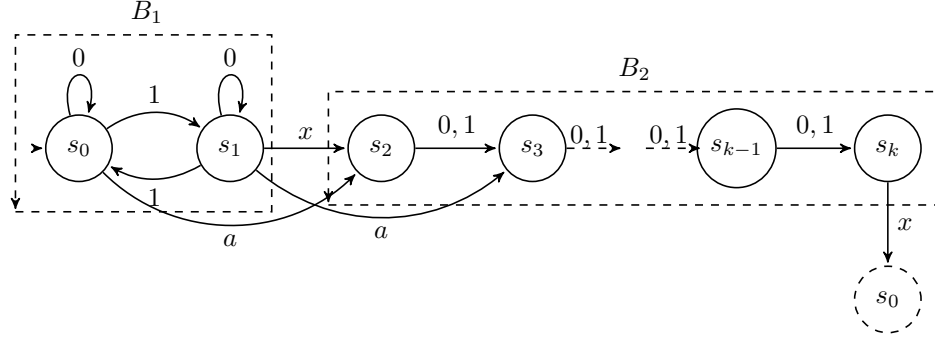


Figure 13: Specification  $S'$ , modifying specification  $S$  of Figure 11.

*Proof.* We start with the Proposition 2.22 to transform  $S$  into an equivalent deterministic IOLTS, if  $S$  is not already deterministic. Using Proposition 5.11, we get a scheme suite  $SS$  which is **ioco**-complete for  $S$  relatively to  $\mathcal{IO}(L_I, L_U)[m]$ , and such that all schemes in  $SS$  are deterministic and acyclic IOLTSs. From the proof of Proposition 5.11, it is clear that all schemes in  $SS$  have a single **fail** state, which is also a sink state.

Let  $\mathcal{T} = \langle S_{\mathcal{T}}, t_0, L_I, L_U, R_{\mathcal{T}} \rangle$  in  $SS$  be any scheme constructed as in the proof of Proposition 5.11, and let  $s \in S_{\mathcal{T}}$  be any state of  $\mathcal{T}$ . From that proof, we know that there is at most one transition  $(s, \ell, p)$  in  $R_{\mathcal{T}}$ , for any  $\ell \in L_U \cup L_I$  and any  $p \in S_{\mathcal{T}}$ . There are two cases for  $\ell \in L_U \cup L_I$ . If  $\ell \in L_I$ , from Definition 6.1, we immediately get that  $|\mathbf{inp}(s)| \leq 1$  and  $\mathbf{out}(s) = \emptyset$ , that is,  $s$  is single-input and output-complete. Now, assume  $\ell \in L_U$  is an output symbol of  $\mathcal{T}$ . Then,  $s$  is already single-input. If  $|L_U| = 1$ , then  $s$  is already an output-complete state. Else, in order to turn  $s$  into an output-complete, transform scheme  $\mathcal{T}$  to a scheme  $\mathcal{T}' = \langle S'_{\mathcal{T}}, t_0, L_I, L_U, R'_{\mathcal{T}} \rangle$  by adding a new **pass** state to  $S_{\mathcal{T}}$  and, for any other  $x \in L_U$  with  $x \neq \ell$ , add a new transition  $(s, x, \mathbf{pass})$  to  $R_{\mathcal{T}}$ . It is clear that  $s$  is now output-complete.

Since **pass** is a sink state in  $\mathcal{T}'$ , for any implementation  $\mathcal{J} = \langle S_{\mathcal{J}}, q_0, L_I, L_U, R_{\mathcal{J}} \rangle \in \mathcal{IO}(L_I, L_U)$ , we have that  $(t_0, q_0) \xrightarrow{*} (\mathbf{fail}, q)$  in  $\mathcal{T}$  if and only if  $(t_0, q_0) \xrightarrow{*} (\mathbf{fail}, q)$  in  $\mathcal{T}'$ , for any  $q \in S_{\mathcal{J}}$ . Therefore, we also get that  $\mathcal{J}$  passes  $\mathcal{T}$  if and only if  $\mathcal{J}$  passes  $\mathcal{T}'$ . Let  $SS'$  be the scheme suite obtained from  $SS$  with the transformation just discussed, now applied to each scheme in  $SS$ . Since  $SS$  is  $m$ -**ioco**-complete for  $S$  then it follows that  $SS'$  is also  $m$ -**ioco**-complete for  $S$ .

Since  $SS'$  satisfies all the requirements in Definition 6.2, the proof is complete.  $\square$

A similar result follows if we restrict all specifications and implementations to be members of the more restricted subclass  $\mathcal{IOJP}(L_I, L_U)$  of IOLTS models.

**Corollary 6.4.** *Let  $S \in \mathcal{IOJP}(L_I, L_U)$  be a specification, with  $L = L_I \cup L_U$ , and let  $m \geq 1$ . Then we can effectively construct a finite scheme suite  $SS$  over  $L$  which is  $m$ -**ioco**-complete for  $S$  relatively to the sub-class of  $\mathcal{IOJP}(L_I, L_U)$  and in which every implementation has no more input-states than  $S$ .*

*Proof.* Since  $\mathcal{IOJP}(L_I, L_U) \subseteq \mathcal{IO}(L_I, L_U)$ , this follows immediately from Theorem 6.3.  $\square$

Simão and Petrenko [Simão and Petrenko(2014)] consider specifications and implementations that are further restricted to be input-state-minimal, in the sense that any two distinct input-states

are always distinguishable. In their Corollary 1, two states  $r$  and  $p$  are said to be distinguishable when there are no sink state in the cross-product  $\mathcal{S}_r \times \mathcal{S}_p$ , where  $\mathcal{S}_p$  stands for the same model as  $\mathcal{S}$ , but now with  $p$  being the initial state. We formalize these notions next.

**Definition 6.5** ([Simão and Petrenko(2014)]). Let  $\mathcal{S} = \langle S_{\mathcal{S}}, s_0, L_I, L_U, R_{\mathcal{S}} \rangle$  and  $\mathcal{Q} = \langle S_{\mathcal{Q}}, q_0, L_I, L_U, R_{\mathcal{Q}} \rangle$  be two IOLTS models, and let  $s \in S_{\mathcal{S}}$  and  $q \in S_{\mathcal{Q}}$ . We say that  $s$  and  $q$  are distinguishable if there is a sink state in the cross-product  $\mathcal{S}_s \times \mathcal{Q}_q$ . Otherwise, we say that  $r$  and  $s$  are compatible. We say that an IOLTS  $\mathcal{S}$  is input-state-minimal if any two distinct input-states  $r, s \in S_{\mathcal{S}}$  are distinguishable. We denote by  $\mathcal{IOMJN}(L_I, L_U) \subseteq \mathcal{IOP}(L_I, L_U)$  the subclass of all models in  $\mathcal{IOP}(L_I, L_U)$  which are also input-state-minimal.

Recall Definition 6.1. Implementations are yet further constrained by Simão and Petrenko [Simão and Petrenko(2014)] to have at most as many input-states as the specification model. Let  $k \geq 1$ , and let  $\mathcal{IMP}(L_I, L_U) \subseteq \mathcal{IO}(L_I, L_U)$  be any family of IOLTS models. We denote by  $\mathcal{IMP}(L_I, L_U, k)$  the subclass of  $\mathcal{IMP}(L_I, L_U)$  comprised by all models with at most  $k$  input-states. The main result of Simão and Petrenko [Simão and Petrenko(2014)] is their Theorem 1, which shows that for any specification  $\mathcal{S}$  in the class  $\mathcal{IOMJN}(L_I, L_U)$  it is possible to construct scheme suites that are **ioco**-complete for implementation models in the class  $\mathcal{IOMJN}(L_I, L_U, k)$ , where  $k$  is the number of input-states in  $\mathcal{S}$ . This result also follows easily from Theorem 6.3.

**Corollary 6.6.** Let  $m \geq 1$ , and let  $\mathcal{S} \in \mathcal{IOMJN}(L_I, L_U)$  be a specification with  $k \geq 0$  input-states. Then we can effectively construct a finite scheme suite  $SS$  over  $L_I \cup L_U$  which is  $m$ -**ioco**-complete for  $\mathcal{S}$  relatively to the sub-class of  $\mathcal{IOMJN}(L_I, L_U, k)$ .

*Proof.* Note that  $\mathcal{IOMJN}(L_I, L_U) \subseteq \mathcal{IO}(L_I, L_U)$  and  $\mathcal{IOMJN}(L_I, L_U, k)[m] \subseteq \mathcal{IO}(L_I, L_U)[m]$ . Then the result follows applying Theorem 6.3.  $\square$

The complexity of the generated test suites were not analysed by Simão and Petrenko [Simão and Petrenko(2014)]. However, as we argued in Subsection 5.3 and in Theorem 5.16, we cannot, in general, avoid scheme suites to asymptotically grow very large, even when specifications are confined to the subclass  $\mathcal{IOMJN}(L_I, L_U)$ , and implementations are restricted to the subclass  $\mathcal{IOMJN}(L_I, L_U, k)$ , where  $k$  is the number of input-states in  $\mathcal{S}$ . The next result establishes a worst case exponential asymptotic lower bound on the size of the test schemes that can be generated using their Theorem 1 [Simão and Petrenko(2014)] or, equivalently, using our Corollary 6.6.

**Theorem 6.7.** Let  $k \geq m \geq 3$ , and let  $L_I = \{0, 1\}$  and  $L_U = \{a, x\}$ . There is a specification  $\mathcal{S} \in \mathcal{IOMJN}(L_I, L_U)$  with  $k$  input-states, and for which any scheme suite  $SS$  that is  $m$ -**ioco**-complete for  $\mathcal{S}$ , relatively to the class  $\mathcal{IOMJN}(L_I, L_U, k)$ , must be of size  $\Omega(\Phi^m)$ , where  $\Phi = (1+\sqrt{5})/2 \approx 1.61803$ .

*Proof.* We want to use an argument almost exactly as that used in the proof of Theorem 5.16, with a few adjustments to be considered later on.

First, note that the specification  $\mathcal{S}$ , used in the proof of Theorem 5.16, and depicted in Figure 11, is deterministic, input-complete, progressive and initially-connected, that is,  $\mathcal{S} \in \mathcal{IOP}(L_I, L_U)$ . Also, the implementation  $\mathcal{I}_{\alpha}$ , constructed in that proof and illustrated in Figure 12, is also deterministic and in the class  $\mathcal{IOP}(L_I, L_U)$ . Recall that we write  $\overline{y} = 0$  when  $y = 1$  and  $\overline{y} = 1$  when  $y = 0$ . The argument, then, proceeds just as in the proof of Theorem 5.16, and we postulate the existence of a scheme  $\mathcal{T}_{\alpha} = \langle S_{\alpha}, t_0, L_I, L_U, T_{\alpha} \rangle$  in  $SS$ , and such that  $\mathcal{I}_{\alpha}$  does not pass  $\mathcal{T}_{\alpha}$ . The proof continues by imitating the argument in the proof of Theorem 5.16. In the present case, we will have  $(t_1, x_1, t_2)$  and  $(t_1, x_2, t'_2)$  in the scheme  $\mathcal{T}_{\alpha}$ , with  $x_1 \neq x_2$ , and  $x_1, x_2 \in \{0, 1\} = L_I$ . Observe that,

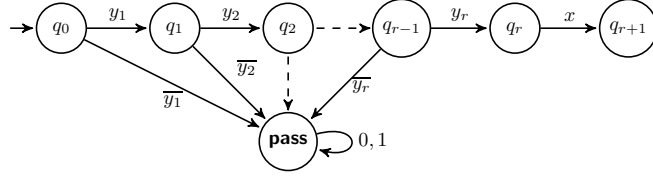


Figure 14: A modified implementation  $\mathcal{J}_\alpha$ .

now, the input alphabet for  $\mathcal{T}_\alpha$  is  $L_I = \{0, 1\}$ . Since, according to Definition 6.2, any scheme must be single-input, we need  $x_1 = x_2$ , and so we reach a contradiction again, as in the proof of Theorem 5.16. As, before, this will force  $\mathcal{T}_\alpha = \mathcal{T}_\beta$  when  $\alpha, \beta \in R$ , and  $\alpha \neq \beta$ , with  $|\alpha| = |\beta| = r \leq m - 3$ . From this point on, the argument follows the one in the proof of Theorem 5.16, establishing that  $SS$  must be of size  $\Omega(\Phi^m)$ .

The proof would be complete if we had  $\mathcal{S} \in \mathcal{JOMJN}(L_I, L_U)$  and  $\mathcal{J}_\alpha \in \mathcal{JOMJN}(L_I, L_U, k)[m]$ , where  $k$  is the number of input-states in  $\mathcal{S}$ . We will now extend Figures 11 and 12 in such a way that these conditions are met, while preserving the validity of the previous argument. First note that  $\mathcal{S}$  has 3 input-states, whereas the implementations  $\mathcal{J}_\alpha \in \mathcal{JOMJN}(L_I, L_U, k)$  has  $r + 3 \leq (m - 3) + 3 = m \leq k$  input-states. We then extend the specification in Figure 11 as shown in Figure 13, with states  $s_3, \dots, s_k$ . States  $s_0$  is repeated to avoid the clutter. Note that the important transitions on 0 and 1 out of states  $s_0$  and  $s_1$ , as well as the transition on  $x$  out of state  $s_1$  were not touched, so that the argument above is still valid when we consider this new specification. Call this new specification  $\mathcal{S}'$ . States  $s_i$ ,  $0 \leq i \leq k - 1$ , are the input-states, so  $\mathcal{S}'$  has  $k$  input-states. It is also easy to check that  $\mathcal{S}'$  is deterministic, input-complete and initially-connected. Moreover,  $\mathcal{S}'$  is also progressive, since any cycle in  $\mathcal{S}'$  must go through a transition on an input. In order to assert that  $\mathcal{S}'$  is in the class  $\mathcal{JOMJN}(L_I, L_U)$ , we need to verify that any two input-states in Figure 13 are distinguishable. As indicated in Figure 13 states can be partitioned into the two blocks  $B_1$  and  $B_2$ . Consider two distinct states  $s_i, s_j \in B_2$  with  $2 \leq i < j \leq k$ , and let  $w = 0^{k-j}$ . We see that  $(s_i, s_j) \xrightarrow{w} (s_\ell, s_k)$  where  $\ell = k - (j - i)$ , so that  $2 \leq i \leq \ell \leq k - 1$ . Since  $\text{init}(s_\ell) \cap \text{init}(s_k) = \emptyset$  and we conclude that any two distinct states in  $B_2$  are distinguishable. Then, since  $(s_0, s_1) \xrightarrow{a} (s_2, s_3)$ , it follows that  $s_0$  and  $s_1$  are also distinguishable. We now argue that  $s_0$  and  $s_1$  are distinguishable from any state  $s_i \in B_2$ ,  $2 \leq i \leq k$ . Let  $w = 0^{k-i}$ , so that we get  $(s_0, s_i) \xrightarrow{w} (s_0, s_k)$ . Since we already know that  $s_0$  is distinguishable from  $s_k$ , we conclude that  $s_0$  is distinguishable from any state in  $B_2$ . Likewise, with  $w = 0^{k-i}x$  we see that  $(s_1, s_i) \xrightarrow{w} (s_2, s_k)$ , so that  $s_1$  is also distinguishable from any state in  $B_2$ . Hence, any pair of states in  $B_1 \times B_2$  are distinguishable, and we can now state that any two distinct states in  $B_1 \cup B_2$  are distinguishable, that is,  $\mathcal{S}'$  is input-state-minimal. We conclude that  $\mathcal{S}' \in \mathcal{JOMJN}(L_I, L_U)$  with  $k$  input-states, as desired.

We now turn to the implementation. In the proof of Theorem 5.16, we noted that both transitions from state  $q_r$  to state **pass**, together with the self-loops at state  $q_{r+1}$  could have been removed, with no prejudice to the argument given therein. Thus, we are now looking at Figure 14, which here we also designate by  $\mathcal{J}_\alpha$ . Also, from the proof of Theorem 5.16 we recall that  $1 \leq r \leq m - 3$ . By inspection, we see that  $\mathcal{J}_\alpha$  is deterministic, input-complete, progressive, initially-connected, and has  $r + 3 \leq (m - 3) + 3 = m \leq k$  states. Moreover, all states except for states  $q_r$  and  $q_{r+1}$ , are input-states, so that  $\mathcal{J}$  has at most  $k$  input-states, as we need. To complete the proof, we show that every pair of distinct input-states of  $\mathcal{J}_\alpha$  are distinguishable. In order to show that the **pass** state is distin-

guishable from any other state in  $J_\alpha$ , fix some  $q_j$ ,  $0 \leq j \leq r-1$ , and define  $w = y_{j+1} \cdots y_r$ . Clearly,  $q_j \xrightarrow{w} q_r$  and, since **pass**  $\xrightarrow{w}$  **pass**, we get  $(q_j, \mathbf{pass}) \xrightarrow{w} (q_r, \mathbf{pass})$ . Since  $\mathbf{init}(q_r) \cap \mathbf{init}(\mathbf{pass}) = \emptyset$  we conclude that **pass** is distinguishable from any state  $q_j$ ,  $0 \leq j \leq r-1$ . Lastly, take a state  $q_i$  distinct from  $q_j$ , that is let  $0 \leq i < j \leq r-1$ . Now we get  $q_i \xrightarrow{w} q_\ell$  where  $\ell = r - j + i = r - (j - i) \leq r-1$ . Hence,  $(q_i, q_j) \xrightarrow{w} (q_\ell, q_r)$  and, because  $\ell \leq r-1$ , we see that  $\mathbf{init}(q_\ell) \cap \mathbf{init}(q_r) = \emptyset$ , thus proving that  $q_i$  and  $q_j$  are also distinguishable. Putting it together, we conclude that any pair of distinct input-states of  $J_\alpha$  are distinguishable, that is,  $J_\alpha$  is also input-state-minimal.  $\square$

Theorem 6.7 clearly also applies to any specification  $\mathcal{S}$  in which the model depicted in Figure 13 appears as a sub-model with state  $s_0$  being reachable from the initial state of  $\mathcal{S}$ . This is in contrast to Theorem 4.7 which says that, given a specification  $\mathcal{S}$  over an alphabet  $L$ , there is an algorithm of asymptotic time complexity  $\mathcal{O}(km)$  for checking  $m$ -**ioco**-completeness, where  $k = n_S n_L$ ,  $n_L = |L|$  and  $n_S$  is the number of states in  $\mathcal{S}$ .

We also remark that in Theorem 1 of Simão and Petrenko [Simão and Petrenko(2014)], implementations are further restricted to be “input-eager”, although they do not precisely define this notion in that text. On the other hand, in none of their proofs is the input-eager hypothesis explicitly used, leading us to infer that constraining implementations to also be input-eager is a practical consideration to render the testing process more controllable, from the point of view of a tester that is conducting the testing process. Thus, given that the input-eager condition is not strictly necessary to establish their Theorem 1, we conclude that Theorem 6.7 expresses a valid worst case exponential asymptotic lower bound on the size of the test suites claimed by Theorem 1 in [Simão and Petrenko(2014)].

## 7 Related Works

IOLTS models are largely used to describe the syntax and the semantics of systems where input and output actions can occur asynchronously, thus capturing a wide class of systems and communication protocols. Several works have studied different aspects of (complete) test suite generation for families of IOLTS models, under various conformance relations. We comment below on some works that are more closely related to our study.

de Vries and Tretmans [de Vries and Tretmans(2001)] presented an **ioco**-based testing theory to obtain  $e$ -complete test suites. This variant of test suite completeness is based on specific test purposes, that share particular properties related to certain testing goals. In that case, they consider only the observable behaviors according to the observation objective when testing black-box implementations. It turns out that such specific test purposes, and their combinations, somewhat limit the fault coverage spectrum, *e.g.*, producing inconclusive verdicts. Large, or even infinite, test suites can be produced by their test generation method. Therefore, test selection criteria need to be put in place to avoid this problem, at least when applied in practical situations. On the other hand, our approach allows for a wider class of IOLTS models, and a low degree polynomial time algorithm was devised for efficiently testing **ioco**-conformance in practical applications.

Petrenko et al. [Petrenko et al.(2003)Petrenko, Yevtushenko, and Huo] studied IOLTS-testing strategies considering implementations that cannot block inputs, and also testers that can never prevent an implementation from producing outputs. This scenario calls for input and output communication buffers that can be used for the exchange of symbols between the tester and the implementations. But this effectively leads to another class of testing strategies, where arbitrarily large buffer memories (queues) are allowed.

Tretmans [Tretmans(2008)] surveyed the classic **ioco**-conformance relation for IOLTS models. He also developed the foundations of an **ioco**-based testing theory for IOLTS models [Tretmans(1996)], where implementations under test are treated as “black-boxes”, a testing architecture where the tester, having no access to the internal structure of IUTs, is seen as an artificial environment that drives the exchange of input and output symbols with the IUT. In this case, some restrictions must be observed by the specification, the implementation and the tester models, such as input-completeness and output-determinism. The algorithms developed therein, however, may in general lead to infinite test suites, making it more difficult to devise solution for practical applications. In our work we described a method that, considering the exact same restrictions to the IOLTS models, does in fact generate finite sets of test purposes that can be used in practical situations. In rare situations, the algorithm may lead to exponential sized testers. On the other hand, if the same restrictions are to be obeyed by the specification, the implementation and the tester IOLTS models, we established an exponential worst case asymptotic lower bound on the size of the testers. This shows that, if those restrictions are in order, generating exponential sized testers is, in general, unavoidable, being rather an intrinsic characteristic of the problem of requiring **ioco**-completeness.

Simão and Petrenko [Simão and Petrenko(2014)], in a more recent work, also described an approach to generate finite **ioco**-complete test suites for a class of IOLTS models. They, however, also imposed a number of restrictions on the specification and the implementation models in order to obtain **ioco**-complete finite test suites. They assumed that the test purposes to be single-input and also output-complete. Moreover, specifications and implementations must be input-complete, progressive, and initially-connected, so further restricting the class of IOLTS models that can be tested according to their fault model. They also did not study the complexity of their method for generating **ioco**-complete test suites under those restrictions the models must obey. In contrast, we applied our approach to a testing architecture that satisfies the same restrictions, and showed how to generate **ioco**-complete test suites in a more straightforward manner. Further, we examined the complexity of the problem of generating **ioco**-complete test suites under the same restrictions on the IOLTS models, and established an exponential worst case asymptotic lower bound on the size of any **ioco**-complete test suite that can be generated in this situation.

Noroozi et al. [Noroozi et al.(2014)Noroozi, Mousavi, and Willemse] presented a polynomial time reduction from a variation of the SAT problem to the problem of checking **ioco**-completeness, thus establishing that, under very general assumptions about the IOLTS models — including non-determinism, — that checking **ioco**-completeness is a PSPACE-complete problem. In a more restricted scenario, treating only deterministic and input-enabled IOLTS models, they proposed a polynomial time algorithm, based on a simulation-like preorder relation. This is the same complexity bound that our method attains but, in contrast, our approach treats a wider class of conformance relations not being restricted to **ioco**-conformance only. In another work, Noroozi et al. [Noroozi et al.(2015)Noroozi, Khosravi, Mousavi, and Willemse] also studied the problem of synchronous and asynchronous conformance testing, when allowing communication channels as auxiliary memories. They treated a more restricted class of IOLTS, the so-called Internal Choice IOLTSs, where quiescent states must be also input-enabled. The notion of **ioco**-conformance as well as the notion of traces of the models in the testing environment are also more restricted. In a white-box testing strategy, where the structure of IUTs were always accessible, algorithms to generate test cases are shown to be sound and exhaustive for testing completeness. However, in a setting where IUTs are black-boxes these algorithms are not applicable, thus limiting their practical use.

In a recent work, Roehm et al. [Roehm et al.(2016)Roehm, Oehlerking, Woehrle, and Althoff] introduced a variation of conformance testing, related to safety properties. Despite being a weaker relation than trace-inclusion conformance, it allows for tuning a trade-off between accuracy and computational complexity, when checking conformance of hybrid systems. Instead of verifying the whole system, their approach searches for counter-examples. They also proposed a test selection algorithm that uses a coverage measure to reduce the number of test cases for conformance testing. However, since the models are hybrid, the continuous flow of time forces a discretization of the models in order to reduce the test generation problem to one that can be applied to discrete models. This, in turn, imposes a trade-off between accuracy and computational load, which must be tuned by appropriate choices related to some over-approximations.

Other works have considered **ioco**-based testing for compositional systems, where components of a more complex system can be formally tested using composition operators to capture the resulting behavior of multiple components. Benes et al. [Beneš et al.(2015)Beneš, Daca, Henzinger, Křetínský, and Ničković] have proposed merge and quotient operators in order to check consistency of more complex parts of systems under test, in an attempt to reduce the effort of model-based testing of more complex systems whose structures can be describe compositionally. Following a similar line, Daca et al. [Daca et al.(2014)Daca, Henzinger, Krenn, and Nickovic] proposed compositional operators, friendly composition and hiding, applied to an **ioco**-testing theory in order to minimize the integration of testing efforts. The result of the friendly composition is an overall specification that integrates the component specifications while pruning away any inputs that lead to incompatible interactions between the components. The friendly hiding operation can prune inputs that lead to states which are ambiguous with respect to underspecified parts of the system. In a similar vein, Frantzen and Tretmans [Frantzen and Tretmans(2007)] presented a model-based testing method for components of a system where a complete behavior model is not available, and used a parallel operator to obtain the resulting behavior when integrating different components. They proposed a specific conformance relation for the components and devised an algorithm that constructs complete test suites.

## 8 Conclusions

Conformance between specification and implementation IOLTS models often need to be checked, in order to establish a mathematical guarantee of correctness of the implementations. The **ioco** framework has been the conformance relation of choice for verifying IOLTS models in several testing architectures.

In this work we addressed the problem of conformance testing and test case generation for asynchronous systems that can be described using IOLTS models as the base formalism. A new notion of conformance relation was studied, one that is more general and encompasses the classic **ioco**-conformance. This notion opened the possibility for a much wider class of conformance relations, all uniformly treated under the same formalism. In particular, it allows for properties or fault models to be specified by formal languages, *e.g.*, regular languages. As a further advantage, very few restrictions over specification and implementation IOLTS models must be satisfied when generating finite and complete test suites under any notion of conformance that fits within the more general setting studied herein. We also proved correct a polynomial time algorithm to test general conformance in a “white-box” architecture. Once a specification is fixed, our algorithm runs in linear time on the size of the implementations.

Equipped with the new notion of conformance relation, we specialized the test generation process in order to cover other special cases of conformance relations, such as the classical **ioco**-conformance relation. In addition, complexity issues related to complete test suite generation for verifying **ioco**-conformance in settings where the IOLTS models were under several specific restrictions were also discussed. For some sets of such restrictions on the models, we showed that the state explosion problem cannot be avoided, in general, forcing **ioco**-complete test suites to grow exponentially with the size of the implementation models. Further, in these cases, we proved correct general algorithms with time complexities that attained such lower bounds, while still generating complete test suites. This indicates that other families of specialized IOLTS modes could be considered by our approach, leading to similar results.

Other areas that might be inspired by these ideas are symbolic test case generation, where data variables and parameters are also present [Rusu et al.(2000)Rusu, du Bousquet, and Jéron, Gaston et al.(2006)Gaston, Le Gall, Rapin, and Touil], as well as conformance relations and generation methods for models that can capture real-time [Krichen(2007), Briones and Brinksma(2005)].

## References

- [Anand et al.(2013)Anand, Burke, Chen, Clark, Cohen, Grieskamp, Harman, Harrold, and McMinn] Anand, S., E. K. Burke, T. Y. Chen, J. Clark, M. B. Cohen, W. Grieskamp, M. Harman, M. J. Harrold, and P. McMinn, 2013: An orchestrated survey of methodologies for automated software test case generation. *Journal of Systems and Software*, **86**, no. 8, 1978–2001.
- [Beneš et al.(2015)Beneš, Daca, Henzinger, Křetínský, and Ničković] Beneš, N., P. Daca, T. A. Henzinger, J. Křetínský, and D. Ničković, 2015: Complete composition operators for ioco-testing theory. *Proceedings of the 18th International ACM SIGSOFT Symposium on Component-Based Software Engineering*, ACM, New York, NY, USA, CBSE '15, 101–110. URL <http://doi.acm.org/10.1145/2737166.2737175>
- [Bonifacio et al.(2012)Bonifacio, Moura, and Simao] Bonifacio, A. L., A. V. Moura, and A. Simao, 2012: Model Partitions and Compact Test Case Suites. *International Journal of Foundations of Computer Science*, **23**, no. 01, 147–172, doi:10.1142/S0129054112500013.
- [Briones and Brinksma(2005)] Briones, L. B. and E. Brinksma, 2005: *A Test Generation Framework for quiescent Real-Time Systems*, Springer Berlin Heidelberg, Berlin, Heidelberg. 64–78.
- [Cardell-Oliver(2000)] Cardell-Oliver, R., 2000: Conformance tests for real-time systems with timed automata specifications. *Formal Aspects of Computing*, **12**, no. 5, 350–371. URL [citeseer.ist.psu.edu/385816.html](http://citeseer.ist.psu.edu/385816.html)
- [Cunning and Rozenblit(2005)] Cunning, S. J. and J. W. Rozenblit, 2005: Automating test generation for discrete event oriented embedded systems. *J. Intell. Robotics Syst.*, **41**, no. 2-3, 87–112.
- [Daca et al.(2014)Daca, Henzinger, Krenn, and Nickovic] Daca, P., T. A. Henzinger, W. Krenn, and D. Nickovic, 2014: Compositional specifications for ioco testing. *2014 IEEE Seventh International Conference on Software Testing, Verification and Validation*, 373–382.



- [de Vries and Tretmans(2001)] de Vries, R. and J. Tretmans, 2001: Towards formal test purposes. *Formal Approaches to Testing of Software 2001 (FATES'01)*, G. Tretmans and H. Brinksma, Eds., Aarhus, Denmark, volume NS-01-4 of *BRICS Notes Series*, 61–76.
- [Dorofeeva et al.(2005)] Dorofeeva, El-Fakih, and Yevtushenko] Dorofeeva, R., K. El-Fakih, and N. Yevtushenko, 2005: An improved conformance testing method. *FORTE*, F. Wang, ed., 204–218.
- [Frantzen and Tretmans(2007)] Frantzen, L. and J. Tretmans, 2007: Model-based testing of environmental conformance of components. *Formal Methods for Components and Objects*, F. S. de Boer, M. M. Bonsangue, S. Graf, and W.-P. de Roever, Eds., Springer Berlin Heidelberg, Berlin, Heidelberg, 1–25.
- [Gargantini(2005)] Gargantini, A., 2005: Conformance testing. *Model-Based Testing of Reactive Systems: Advanced Lectures*, M. Broy, B. Jonsson, J.-P. Katoen, M. Leucker, and A. Pretschner, Eds., Springer-Verlag, volume 3472 of *Lecture Notes in Computer Science*, 87–111.
- [Gaston et al.(2006)] Gaston, Le Gall, Rapin, and Touil] Gaston, C., P. Le Gall, N. Rapin, and A. Touil, 2006: *Symbolic Execution Techniques for Test Purpose Definition*, Springer Berlin Heidelberg, Berlin, Heidelberg, 1–18.
- [Gill(1962)] Gill, A., 1962: *Introduction to the theory of finite-state machines*. McGraw-Hill, New York.
- [Gonenc(1970)] Gonenc, G., 1970: A method for the design of fault detection experiments. *IEEE Trans. Comput.*, **19**, no. 6, 551–558.
- [Harison(1978)] Harison, M. A., 1978: *Introduction to Formal Language Theory*. Addison Wesley.
- [Hierons(2006)] Hierons, R. M., 2006: Separating sequence overlap for automated test sequence generation. *Automated Software Engg.*, **13**, no. 2, 283–301.
- [Hopcroft and Ullman(1979)] Hopcroft, J. E. and J. D. Ullman, 1979: *Introduction to Automata Theory, Languages, and Computation*. Addison Wesley.
- [Krichen(2007)] Krichen, M., 2007: *Model-Based Testing for Real-Time Systems*. Ph.D. thesis, Université Joseph Fourier.
- [Krichen and Tripakis(2004)] Krichen, M. and S. Tripakis, 2004: Black-box conformance testing for real-time systems. *Model Checking Software: 11th International SPIN Workshop*, Barcelona, Spain, number 2989 in *Lecture Notes in Computer Science*, 109–126.
- [Nielsen and Skou(2001)] Nielsen, B. and A. Skou, 2001: Test generation for time critical systems: Tool and case study. *ECRTS*, **00**, 0155.
- [Noroozi et al.(2015)] Noroozi, Khosravi, Mousavi, and Willemse] Noroozi, N., R. Khosravi, M. R. Mousavi, and T. A. C. Willemse, 2015: Synchrony and asynchrony in conformance testing. *Software and System Modeling*, **14**, no. 1, 149–172, doi:10.1007/s10270-012-0302-8. URL <https://doi.org/10.1007/s10270-012-0302-8>

- [Noroozi et al.(2014)Noroozi, Mousavi, and Willemse] Noroozi, N., M. R. Mousavi, and T. A. C. Willemse, 2014: On the complexity of input output conformance testing. *Formal Aspects of Component Software*, J. L. Fiadeiro, Z. Liu, and J. Xue, Eds., Springer International Publishing, Cham, 291–309.
- [Petrenko et al.(2003)Petrenko, Yevtushenko, and Huo] Petrenko, A., N. Yevtushenko, and J. L. Huo, 2003: Testing transition systems with input and output testers. *TESTERS, PROC TEST-COM 2003, SOPHIA ANTIPOLIS*, Springer-Verlag, 129–145.
- [Rabin and Scott(1959)] Rabin, M. and D. Scott, 1959: Finite automata and their decision problems. *IBM Journal of Research and Development*, **3**, no. 2, 114–125.
- [Roehm et al.(2016)Roehm, Oehlerking, Woehrle, and Althoff] Roehm, H., J. Oehlerking, M. Woehrle, and M. Althoff, 2016: Reachset conformance testing of hybrid automata. *Proceedings of the 19th International Conference on Hybrid Systems: Computation and Control*, ACM, New York, NY, USA, HSCC '16, 277–286.  
URL <http://doi.acm.org/10.1145/2883817.2883828>
- [Rusu et al.(2000)Rusu, du Bousquet, and Jéron] Rusu, V., L. du Bousquet, and T. Jéron, 2000: *An Approach to Symbolic Test Generation*, Springer Berlin Heidelberg, Berlin, Heidelberg. 338–357.
- [Sidhu and Leung(1989)] Sidhu, D. P. and T. Leung, 1989: Formal methods for protocol testing: A detailed study. *IEEE Trans. Softw. Eng.*, **15**, no. 4, 413–426.
- [Simão and Petrenko(2014)] Simão, A. and A. Petrenko, 2014: Generating complete and finite test suite for ioco is it possible? *Ninth Workshop on Model-Based Testing (MBT 2014)*, 56–70.
- [Tretmans(1992)] Tretmans, G. J., 1992: *A formal approach to conformance testing*. Ph.D. thesis, University of Twente, Enschede.
- [Tretmans(1996)] — 1996: Test generation with inputs, outputs and repetitive quiescence. Technical Report TR-CTIT-96-26. Centre for Telematics and Information Technology University of Twente. Enschede.
- [Tretmans(1996)] Tretmans, J., 1996: Test generation with inputs, outputs, and quiescence. *Tools and Algorithms for Construction and Analysis of Systems, Second International Workshop, TACAS '96, Passau, Germany, March 27-29, 1996, Proceedings*, T. Margaria and B. Steffen, Eds., Springer, volume 1055 of *Lecture Notes in Computer Science*, 127–146.
- [Tretmans(1999)] — 1999: Testing concurrent systems: A formal approach. *CONCUR '99: Proceedings of the 10th International Conference on Concurrency Theory*, J. Baeten and S. Mauw, Eds., Springer-Verlag, London, UK, volume 1664 of *Lecture Notes in Computer Science*, 46–65.
- [Tretmans(2004)] — 2004: Testing techniques. Report. University of Twente, The Netherlands.
- [Tretmans(2008)] — 2008: Model based testing with labelled transition systems. *Formal Methods and Testing*, 1–38.