

GCN-LASE: Towards Adequately Incorporating Link Attributes in Graph Convolutional Networks*

Ziyao Li¹, Liang Zhang¹ and Guojie Song²

¹Yuanpei College, Peking University, China

²Key Laboratory of Machine Perception, Ministry of Education, Peking University, China

{leeezy, zl505, gjsong}@pku.edu.cn

Abstract

Graph Convolutional Networks (GCNs) have proved to be a most powerful architecture in aggregating local neighborhood information for individual graph nodes. Low-rank proximities and node features are successfully leveraged in existing GCNs, however, attributes that graph links may carry are commonly ignored, as almost all of these models simplify graph links into binary or scalar values describing node connectedness. In our paper instead, links are reverted to hypostatic relationships between entities with descriptional attributes. We propose GCN-LASE (GCN with Link Attributes and Sampling Estimation), a novel GCN model taking both node and link attributes as inputs. To adequately capture the interactions between link and node attributes, their tensor product is used as neighbor features, based on which we define several graph kernels and further develop according architectures for LASE. Besides, to accelerate the training process, the sum of features in entire neighborhoods are estimated through Monte Carlo method, with novel sampling strategies designed for LASE to minimize the estimation variance. Our experiments show that LASE outperforms strong baselines over various graph datasets, and further experiments corroborate the informativeness of link attributes and our model's ability of adequately leveraging them.

1 Introduction

After several attempts and modifications ([Bruna *et al.*, 2014] [Niepert *et al.*, 2016] [Kipf and Welling, 2016] [Tao *et al.*, 2017] [Jie *et al.*, 2018]), Graph Convolutional Networks (GCNs) ¹ are now rapidly gaining popularity due to its excellent performance in aggregating neighborhood informa-

tion for individual graph nodes. However, although low-rank proximities and neighbor node features are successfully leveraged through the convolutional layers, the attributes that graph links may carry are generally ignored in GCNs. In almost all existing GCN models, graph links are regarded as indicators of proximities between nodes, and link weights, accordingly, as the proximity strengths. These proximities are only used to identify neighborships and their influences in the local neighborhoods.

However, in real-world scenarios, a link between a pair of nodes carries a lot more information than a simple indicator of neighborship: it represents a *hypostatic relationship* of various forms between two entities with concrete attributes. For example, two connected people in a social network may have different types of relationships such as family members, colleagues and alumni, and may accordingly have different communication patterns and contents; a link in a business network typically represents a transaction between two companies, and the properties of such transactions are obviously informative. For it is impossible to represent these complex relationships simply with binary or weighted links, reverting graph links to hypostatic relationships, as what they should be like in the real world, allows us to recover the exact relationships between nodes.

While one can somehow leverage link attributes in current GCN models with tricks such as concatenating them to neighbor node attributes, these implementations cannot adequately capture the interactions between the attributes ². As to the best of our knowledge, there is no previous work focusing on incorporating link attributes into GCNs, we propose **GCN-LASE (Graph Convolutional Network with Link Attributes and Sampling Estimation)** as an attempt. LASE is an extension of GCN, which learns a function that maps a target node to its hidden representation, considering the features and structures in its local neighborhood—including both link and neighbor node attributes. The aggregated features are then used to conduct various tasks.

To leverage the link and node attributes as well as the interactions in between, we adopt their *tensor products* as the fully associated neighbor features, based on which a *neighbor kernel* is designed using the inner product of these tensors. Furthermore, we derive corresponding graph kernels and finally

*Preprint version.

¹Although some papers do not explicitly use the term *convolution*, such as [Tao *et al.*, 2017] and [Hamilton *et al.*, 2017], a similar idea of aggregating features in a node's neighborhood can be seen in the models. Therefore, we categorize all similar work into the class of graph convolutional networks.

²Detailedly introduced in Section 3.

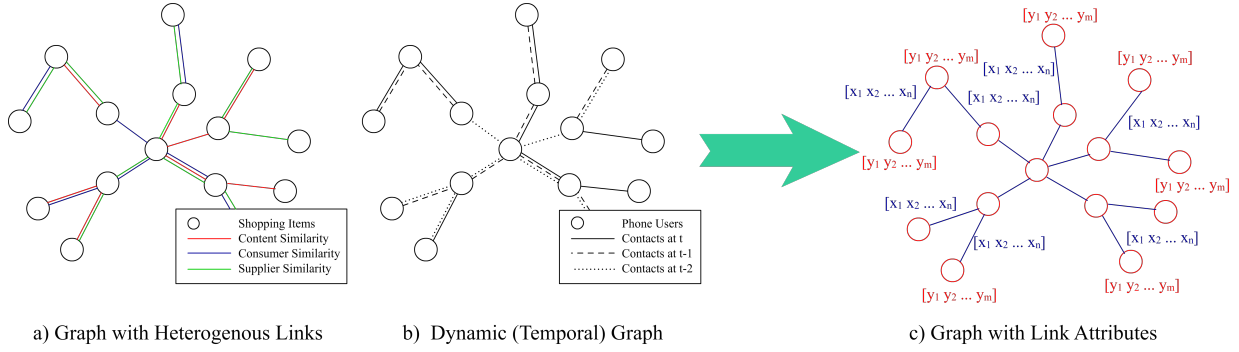


Figure 1: Different types of graphs that LASE can deal with: **a)** a commodity network as an example of graphs with heterogenous links; **b)** a contact network as an example of temporal graph; **c)** a sample graph with both node and link attributes. By together using link weights from different perspectives or time-stamps as input link attributes, it is easy to turn **a)** and **b)** into **c)**.

the neural architectures following a similar route introduced in [Tao *et al.*, 2017]. We then provide intuitive understandings of LASE is by modularizing it into a *gate*, an *amplifier*, and an *aggregator*. Meanwhile, to accelerate the training process of LASE, we adopt the Monte Carlo method to quickly estimate the sum of features in entire neighborhoods. We also introduce a novel sampling setup for LASE to reduce the estimation variance: neighbors are sampled among the neighborhoods according to a calculated distribution. As it can be rather time-consuming to calculate the optimal sampling probabilities batch-wise, we make a tradeoff between variance and efficiency by controlling the interval between two calculation rounds.

Recovering more information in graphs is not the only benefit that incorporating link attributes brings about—it also enlarges the expressive abilities of graph structures that GCNs can handle. There are at least two other types of graph-structured data on which LASE can be implemented: i) Graphs with heterogenous links, where link weights from different perspectives can be arranged into vectors and used as input link attributes; ii) Dynamic or temporal graphs, where link weights from different time-stamps can be stacked together and used as input link attributes. See Figure 1 for detailed examples. We validate our approach on four datasets across different domains, and further design additional experiments in order to demonstrate the informativeness of link attributes and the effect of the proposed sampling setup.

2 Related Work

Our method builds upon previous work of machine learning over graphs, including graph convolutional networks, graph kernels and node representation learning.

Graph convolutional networks. The past few years have seen plenty of works focusing on implementing deep architectures over graphs ([Bruna *et al.*, 2014] [Henaff *et al.*, 2015] [Kipf and Welling, 2016] [Wang *et al.*, 2016] [Niepert *et al.*, 2016] [Hamilton *et al.*, 2017] [Tao *et al.*, 2017]), among which the convolutional networks seem to be the most appealing. There are mainly two types of convolutional networks existing, one learning features for entire graphs ([Tao *et al.*, 2017] [Niepert *et al.*, 2016]), the other for individual

nodes ([Kipf and Welling, 2016] [Hamilton *et al.*, 2017]). Both methods adopt the concept of *convolution* by merging features from local neighborhoods. Meanwhile, as the original GCN introduced by Kipf *et al.* [2016] does not support mini-batch training, modifications towards better efficiency emerge ([Hamilton *et al.*, 2017] [Jie *et al.*, 2018] [Huang *et al.*, 2018]), in which the Monte Carlo method is generally used to estimate the features of entire neighborhoods through a controllable size of nodes. In our paper, a different sampling implementation is adopted, which makes a tradeoff between variance and efficiency by controlling the interval of calculating the optimal sampling probabilities.

Graph kernels. Kernel methods [Schölkopf and Smola, 2002] have long been an important class of machine learning techniques, while it remain challenging to define effective and convenient kernels for graphs. Existing graph kernels ([Gärtner *et al.*, 2003] [Vishwanathan *et al.*, 2008] [Sherstov *et al.*, 2011]) are typically defined over of graph sub-structures such as sub-trees and walk sequences. However, to the best of our knowledge, there is no existing work aiming at incorporating link attributes into graph kernels. Later, [Tao *et al.*, 2017] introduces an innovative route to develop neural architectures that are grounded in graph kernels. These architectures therefore have better explainability. We adopt a similar route to design the architectures of LASE, using the novel graph kernels we derive under a tensor-product-based feature setup.

Node representation learning (NRL). NRL aims to learn low-dimensional embeddings for graph nodes ([Perozzi *et al.*, 2014] [Tang *et al.*, 2015] [Grover and Leskovec, 2016] [Ribeiro *et al.*, 2017] [Hamilton *et al.*, 2017] [Li *et al.*, 2018] [Du *et al.*, 2018]), which are later used in downstream prediction tasks such as node classification and link prediction. GCNs can, in a broader sense, also be classified as NRL methods when regarding the hidden embeddings of nodes as node representations. However, few existing NRL models incorporate link attributes. In Section 5, We compare the performances of LASE with several other NRL approaches.

Table 1: Notations in this paper.

$G = (V, E)$	Input graph.
u, v, w, \dots	Nodes in G .
$e_{u,v}$	A link from node u to v .
$(v, e_{u,v})$	A pair of node and link, or to say a <i>neighbor</i> of node u .
$f(\cdot)$	The feature of a node, a link or a pair.
$N(u)$	The set of neighbor nodes of u .
$\otimes, \odot, \langle \cdot, \cdot \rangle$	The operations of tensor product, element-wise product and inner product.
$[\cdot, \dots, \cdot], [\cdot], \oplus$	The operation of concatenating input vectors.
$\mathbf{W}, \mathbf{U}, \mathbf{V}, \dots$	The parameters in the neural network.
$h^{(i)}(u)$	The hidden representation of node u in layer i .

3 Model

In this section, we introduce the architecture of LASE (see Figure 2) and the motivation behind. we first focus on exploiting the interactions between node and link attributes and define the form of the associated features of a *neighbor*³. As directly using the defined tensor features in GCNs would be clumsy, we design new graph kernels under this setup, based on which we further derive possible architectures of LASE. In the end, we modularize the architecture of LASE and provide intuitive understandings of the modules. The notations in this paper are illustrated in Table 1.

3.1 Neighbor Feature Tensors

One simplest idea to incorporate link attributes in GCN models is to concatenate them to the node’s attributes, i.e.

$$\begin{aligned}
 h^{(i+1)}(u) &= \sigma \left(\sum_{v \in N(u)} \mathbf{W} \begin{bmatrix} h^{(i)}(v) \\ f(e_{u,v}) \end{bmatrix} \right) \\
 &= \sigma \left(\mathbf{W}_1 \sum_{v \in N(u)} h^{(i)}(v) + \mathbf{W}_2 \sum_{v \in N(u)} f(e_{u,v}) \right)
 \end{aligned}$$

where $\mathbf{W} = [\mathbf{W}_1, \mathbf{W}_2]$. However, as the node and link attributes are independently summed among the neighborhood, such implementations can not at all capture the interactions between attributes. As the key idea behind LASE is to *adequately* incorporate link attributes into node hidden representations, these interactions should be much informative. Moreover, this setup also leads to the confusion demonstrated in Figure 3, indicating that the graph structure is not appropriately captured.

³The term *neighbor* is used for an ordered pair, containing a neighbor node and the link connecting it to the central node, similarly hereinafter.

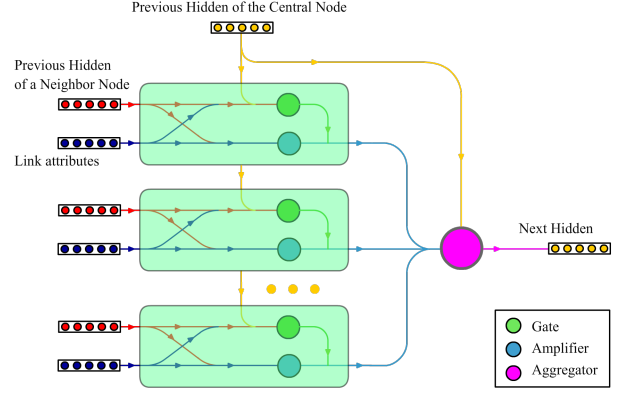


Figure 2: The architecture of GCN-LASE.

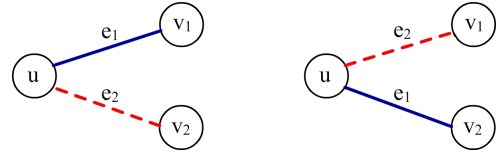


Figure 3: Simply concatenating node and link attributes does not capture the interactions in between: the model cannot distinguish between the two situations above.

To stress this problem, instead of simply adding or concatenating node and link attributes, we define their tensor product as the associated neighbor feature: for a central node u connected to a neighbor node v by a link $e_{u,v}$, the corresponding neighbor is defined as

$$f((v, e_{u,v})) := f(v) \otimes f(e_{u,v}),$$

where \otimes calculates the multiplication of every pair of entries in the two vectors. The tensor product serves as a set of fully associated features. However, directly using the tensor as GCN inputs leads to unacceptably high dimensions and heavy redundancies (for the tensor is of rank 1). Instead, we adapt existing graph kernels to so-defined neighbor features, and derive the architectures of LASE following a route similar to [Tao *et al.*, 2017].

3.2 Graph Kernels with Link Attributes

To adapt existing kernels to our setup of neighbor features, we first define the kernel of two neighbors, $(v, e_{.,v})$ and $(w, e_{.,w})$. The *neighbor kernel* is defined as the inner product of the neighbor tensors, i.e.

$$\begin{aligned}
 \mathcal{K}((v, e_{.,v}), (w, e_{.,w})) &:= \langle f((v, e_{.,v})), f((w, e_{.,w})) \rangle \\
 &= \langle f(v), f(w) \rangle \cdot \langle f(e_{.,v}), f(e_{.,w}) \rangle.
 \end{aligned}$$

Based on the neighbor kernel, a kernel of two l -hop neighborhoods with central node u and u' can be defined as $\mathcal{K}_N^{(l)}(u, u') :=$

$$\begin{cases} \langle f(u), f(u') \rangle & l = 0 \\ \langle f(u), f(u') \rangle \cdot \lambda \cdot \sum_{v \in N(u)} \sum_{v' \in N(u')} \mathcal{K}_N^{(l-1)}(v, v') \cdot \langle f(e_{u,v}), f(e_{u',v'}) \rangle & l > 0 \end{cases}$$

by regarding the lower-hop kernel, $\mathcal{K}_N^{(l-1)}(v, v')$, as the inner product of the $(l-1)$ -th hidden representations of v and v' . Furthermore, by recursively applying the neighborhood kernel, we can derive the l -hop Random Walk kernel for graphs with link attributes as

$$\mathcal{K}_W^l(G, G') = \lambda^{l-1} \sum_{\mathbf{u} \in P_l(G)} \sum_{\mathbf{u}' \in P_l(G')} \left(\prod_{i=0}^{l-1} \langle f(u_i), f(u'_i) \rangle \times \prod_{i=0}^{l-2} \langle f(e_{u_i, u_{i+1}}), f(e_{u'_i, u'_{i+1}}) \rangle \right),$$

where $P_l(G)$ denotes the set of all walk sequences of length l in graph G and u_i denotes the i -th node in sequence \mathbf{u} .⁴

3.3 From Kernels to Neural Architectures

Following the route introduced in [Tao *et al.*, 2017] with above Random Walk kernel, a corresponding architecture LASE-RW can be immediately derived as

$$\begin{aligned} \lambda_{u,v}^{(l)} &= \sigma(\mathbf{V}^{(l)}[h^{(l)}(u), f(e_{u,v}), h^{(l)}(v)] + \mathbf{b}^{(l)}) \\ h^{(0)}(u) &= \mathbf{W}^{(0)} f(u) \\ h^{(l)}(u) &= \sum_{v \in N(u)} \lambda_{u,v} h^{(l-1)}(u) \odot \mathbf{U}^{(l)} f(e_{u,v}) \odot \mathbf{W}^{(l)} f(v). \end{aligned}$$

This architecture further enjoys a similar property to the architecture described in [Tao *et al.*, 2017]. We first construct $L_{l,k} = (V_L, E_L)$ with the k -th row vectors in the parameter matrices, denoted as $\{\mathbf{W}_k^{(0)}, \dots, \mathbf{W}_k^{(l)}\}$ and $\{\mathbf{U}_k^{(1)}, \dots, \mathbf{U}_k^{(l)}\}$, where $V_L = \{v_0, \dots, v_l\}$ with $f(v_i) = \mathbf{W}_k^{(i)}$, and $E_L = \{e_{v_i, v_{i+1}}\}$ with $f(e_{v_i, v_{i+1}}) = \mathbf{U}_k^{(i+1)}$. Then, we have the following theorem:

Theorem 1. *For any $l \geq 1$, the sum of $h^{(l)}(v)[k]$ (the k -th coordinate of $h^{(l)}(v)$) satisfies*

$$\sum_{v \in V_G} h^{(l)}(v)[k] = \mathcal{K}_W^l(G, L_{l,k}),$$

and thus $\sum_{v \in V_G} h^{(l)}(v)[k]$ lies in the RKHS of kernel \mathcal{K}_W^l .

Similarly, the architecture LASE-WL derived from Weisfeiler-Lehman Kernel should be adapted as

$$\begin{aligned} \lambda_{u,v}^{(l)} &= \sigma(\mathbf{V}^{(l)}[h^{(l)}(u), f(e_{u,v}), h^{(l)}(v)] + \mathbf{b}^{(l)}) \\ h^{(0)}(u) &= \mathbf{W}^{(0)} r^{(d-1)}(u) \\ h^{(l)}(u) &= \sum_{v \in N(u)} \lambda_{u,v} h^{(l-1)}(v) \\ &\quad \odot \mathbf{U}^{(l)} f(e_{u,v}) \odot \mathbf{W}^{(l)} r^{(d-1)}(u) \\ r^{(d)}(u) &= \sigma(\mathbf{P}_1 r^{(d-1)}(u) + \mathbf{P}_2 \sum_{v \in N(u)} \sigma(\mathbf{Q} r^{(d-1)}(v))) \end{aligned}$$

The Weisfeiler-Lehman architecture is originally designed to convolute nodes through both depth (r) and breadth (h),

⁴ A Weisfeiler-Lehman kernel can also be defined by adopting the graph relabeling process, which is detailedly introduced in [Tao *et al.*, 2017]. We skip this part due to the limitation of space.

however, the calculation of LASE-WL would be too complex. We unite the depth and breadth convolution to reduce model size, and by referring to the neighborhood aggregation concept in GraphSAGE [Hamilton *et al.*, 2017], proposed LASE-SAGE:

$$\begin{aligned} \lambda_{u,v}^{(l)} &= \sigma(\mathbf{V}^{(l)}[h^{(l)}(u), f(e_{u,v}), h^{(l)}(v)] + \mathbf{b}^{(l)}) \\ h^{(0)}(u) &= f(u) \\ h^{(l)}(u) &= \sigma \left(\mathbf{W}_1^{(l)} h^{(l-1)}(u) \odot \mathbf{W}_2^{(l)} \cdot \sum_{v \in N(u)} \lambda_{u,v} h^{(l-1)}(v) \odot \mathbf{U}^{(l)} f(e_{u,v}) \right) \\ \odot &= +, \odot, \oplus \end{aligned}$$

3.4 Discussion

Although [Tao *et al.*, 2017] is originally introduced for aggregating features for entire graphs, its output graph features are an activated sum of all nodes features. We reckon these node features be as well informative in node-wise prediction tasks. In fact, we also provide some intuitive understandings of LASE. Note that the calculations in all three architectures can be similarly divided into three common modules, namely a *gate*, an *amplifier* and an *aggregator*, as is shown in Figure 2. Intuitively, the gate ($\lambda_{u,v}$) evaluates the significance of a neighbor v in u 's neighborhood. The amplifier, denoted with $(h^{(l-1)}(v) \odot \mathbf{U}^{(l)} f(e_{u,v}))$, element-wisely amplifies the node attributes with link information. We also observe a slight elevation in performance when applying a sigmoid activation on $\mathbf{U}^{(l)} f(e_{u,v})$, which makes the module functions more analogously to an amplifier. The aggregator sums up neighbor embeddings and combines them with the central node embedding using various strategies in different architectures. We would like to point out that the aggregators defined in [Hamilton *et al.*, 2017] may also be used as aggregators in LASE.

4 Sampling Estimation

Similar to GCN [2016], scalability is an obvious challenge for LASE: calculating the convolutions demands a recursively expanded neighborhood. For nodes with high degrees, it will quickly cover a large portion of the graph. To control batch scales, we leverage the Monte Carlo method to estimate the summed neighborhood information by sampling a fixed number of neighbors. Despite different architectures, the output hidden embeddings of LASE can all be formulated as

$$\begin{aligned} h^{(l)}(u) &= \sigma_* \left(\sum_{v \in N(u)} \lambda_{u,v} g^{(l)}(v|u) \right) \\ &= \sigma_* \left(\mathbb{E}_{p^{(l)}(\cdot|u)} \left[\frac{\lambda_{u,v} g^{(l)}(v|u)}{p^{(l)}(v|u)} \right] \right) \end{aligned}$$

where $p^{(l)}(\cdot|u)$ denotes the sampling probabilities in $N(u)$. We then approximate $h^{(l)}(u)$ through estimating the expectation. As the sampling process is always unbiased, we look for the optimal probabilities that minimize the estimation variance.

Although there are existing sampling strategies proposed for GCNs ([Jie *et al.*, 2018] [Huang *et al.*, 2018]), these methods cannot be directly transferred to LASE because of the absence of explicit, constant link weights. Besides, the optimal distribution varies through the training process. However, a similar idea of importance sampling, coined *gate sampling*, can be used in LASE by regarding the decay factor λ s as the sampling weights, that is,

$$p_{gate}^{(l)}(v|u) = \frac{\lambda_{u,v}^{(l)}}{\sum_{w \in N(u)} \lambda_{u,w}^{(l)}}.$$

While sampling with gates may reduce the estimation variance, it is not an optimal solution because typically the norms of $g^{(l)}(v|u)$ s are different. According to the derivations of importance sampling in [Owen, 2013], we derive *min_var sampling*, the optimal sampling probabilities as

$$p_*^{(l)}(v|u) = \frac{\lambda_{u,v}^{(l)} \|g^{(l)}(v|u)\|}{\sum_{w \in N(u)} \lambda_{u,w}^{(l)} \|g^{(l)}(w|u)\|}.$$

Evaluating the sampling probabilities batch-wisely can be rather inefficient. Under the hypothesis that the network parameters do not dramatically vary from batch to batch, we make a tradeoff between variance and efficiency by controlling the interval of calculating the optimal distribution. That is, the sampling probabilities for all training nodes are calculated every k batches. Although the calculation may be time-consuming, the batch-averaged time cost will be reduced to $1/k$.

5 Experiments

5.1 Experiment Setups

Datasets. We validate our method on the four datasets introduced below, including a *graph with link attributes* (reddit), a *graph with heterogenous links* (dblp), and two *temporal networks* (email, fmobile). The statistics of datasets are shown in Table 2.

- **Reddit** is a Reddit post network with each node representing a post, and each link indicating that the connected two posts are commonly commented by at least three users. We adopt the same setup as [Hamilton *et al.*, 2017] for the node attributes, and use the user-averaged distributions of comments in different communities as link attributes.
- **Dblp** is a co-author network constructed with papers from 2013 to 2017 in eight artificial intelligence conferences. We use the *tf-idf* vectors of paper titles as node attributes. The links are categorized under author perspective, i.e. the one-hot embeddings of the common authors are used as link attributes. The node and link attributes are reduced to 200 dimensions using PCA.
- **Email** and **fmobile** are two temporal networks constructed with user contacts in email and mobile-phone services. The contacts of exact times are discretized into time-slices and used as link attributes. As there is no available node features in the datasets, we use node

Table 2: Statistics of datasets used in this paper.

Datasets	n_{nodes}	n_{links}	\bar{d}	n_{labels}
reddit	61,836	1,222,411	19.77	8
dblp	14,389	111,858	7.77	8
email	986	16,064	16.29	42
fmobile	21,102	55,009	2.61	33

embeddings with $dim=128$ obtained from transductive-LINE [2015] as the pre-trained node features in all convolution-based models.

Baselines. We compare the performance of LASE with baselines including raw features, LINE [2015], DeepWalk [2014], GCN [2016] and GraphSAGE [2017]. For LINE and DeepWalk, we adopt an online-style training strategy for the test / validation set introduced in [Hamilton *et al.*, 2017]⁵, and a one-layer softmax-activated neural classifier is trained for all models. To demonstrate the ability of LASE in leveraging link attributes through the *amplifiers*, we also test the performance of a LASE variant, *LASE-concat*, implemented by naïvely concatenating link attributes to node attributes.

5.2 Node-wise Classification

We implement node-wise classification respectively over the four datasets mentioned above by predicting the community (reddit, email and fmobile) or the conference (dblp) that a node belongs to. In all datasets, 65% nodes are used as the training set, 15% as the validation set and the rest as the test set. The nodes in the training set with no neighbors are abandoned. The *micro-averaged f1 scores* on the test set are shown in Table 3⁶.

As one of the most distinguished strengths of GCNs is to aggregate neighborhood features, convolutional-based models including GCN, GraphSAGE and LASE show significant advantages to proximity-based models on datasets with node attributes. Through leveraging link attributes, LASE outperforms other GCNs. Moreover, with LASE-RW and LASE-SAGE outperforming the naïve implementation LASE-concat, the effect of the *amplifier* module can be corroborated. Although there is no original features in two temporal networks, LASE still outperforms pre-trained features by exploring edge attributes, while GCN and GraphSAGE do not capture these additional information and struggles in over-fitting the proximity-based features.

Figure 4 a) demonstrate the accuracies of LASE-SAGE using contaminated link attributes of different signal-to-noise ratios (SNRs). That is, we add normal-distributed noises of different standard deviations to the original link attributes according to given SNRs, and separately train LASE-SAGE

⁵As there is no implementation of online-LINE and [Qiu *et al.*, 2018] proves that LINE is theoretically equivalent with DeepWalk with *walk_length=1*, we use the implementation of online-DeepWalk in [Hamilton *et al.*, 2017] instead. N_{walks} is respectively added to compensate the reduction in node contexts.

⁶We do not present the *macro-averaged f1 scores* for which an analogous trend holds.

Model	reddit	dblp	email	fmobile
LINE (online)	0.1802	0.2989	0.3604*	0.3047*
DeepWalk (online)	0.1714	0.3306	0.3249*	0.4071*
GCN	0.8172	0.5033	0.6396	0.3908
GraphSAGE	0.8468	0.5798	0.6548	0.5334
LASE-concat	0.8438	0.5805	0.7005	0.5380
LASE-RW	0.8460	0.5433	0.7208	0.5441
LASE-SAGE	0.8633	0.5881	0.7310	0.5649
Raw Features	0.7923	0.4532	-	-
LINE (transd.)	-	-	0.6904	0.4749

Table 3: Performances of node-wise prediction tasks of LASE, its variants and baselines (Micro-f1s). *: Comparisons between these results and those of convolutional models would be considered unfair as the latter uses transductively learned features as inputs.

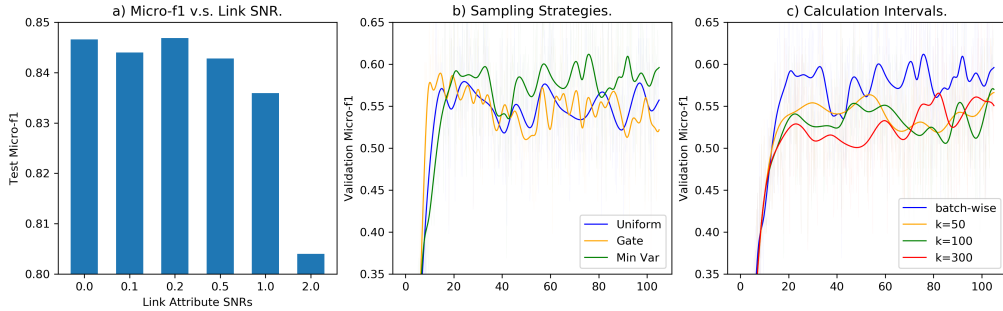


Figure 4: Analyses of LASE: **a)** the prediction accuracies with contaminated link attributes. With higher SNR, the test accuracy of LASE on *reddit* significantly drops; **b)** the validation accuracies on *email* with different sampling strategies; **c)** the validation accuracies on *email* with different intervals of calculating the optimal sampling probabilities for *min_var*.

models under identical model settings. The SNR is defined as

$$SNR = A(link_attrs)/A(noises)$$

where $A(\cdot)$ denotes the standard deviation of the inputs. As SNR increases, a significant trend of decrease in accuracy can be observed. This corroborates the informativeness of link attributes in the LASE architecture.

5.3 Comparison of Sampling Strategies

We look into the training processes of different neighborhood sampling strategies introduced in Section 4, namely uniform sampling, gate sampling and minimal variance (*min_var*) sampling. We separately train models with corresponding sampling strategy on *email*, and present the variations of accuracies on the validation set against training epochs in Figure 4 **b)**. While the convergence speeds appear analogous, *min_var* sampling consistently attains better convergence performance compared with uniform and gate sampling. The reason that *gate* sampling does not show a significant advantage over *uniform* sampling may be that the norms of transformed neighbor features ($g^{(l)}(v|u)$) varies greatly in the neighborhood.

Figure 4 **c)** shows the tradeoff between performance and efficiency made through different calculation intervals of the sampling distribution (under *min_var* setup). As the interval k increases, the performance slightly drops. Calculating the probabilities batch-wise attains a significant elevation in the

performance, while the computation cost can be unacceptably high on larger datasets. Additionally, when k becomes large enough, increasing k does not significantly influence the training performance.

6 Conclusions and Future Work

In this paper, we propose LASE as an extension of graph convolutional networks, which leverages more information from graph links than existing GCNs by incorporating the link attributes. The contribution of LASE lies in three folds: i) LASE provides a ubiquitous solution to a wider class of graph data by incorporating link attributes; ii) LASE outperforms strong baselines and naïve concatenating implementations by adequately leveraging the information in the link attributes; iii) LASE adopt a more explainable approach in determining the neural architecture and thus enjoys better explainability.

For future work, we are looking for better sampling solutions for LASE, as although stressed with calculation intervals, current sampling setup seems to be rather clumsy when the graph becomes massively large. We are also looking for other possible approaches, hopefully with better performance, to incorporating link attributes. Besides, as LASE is an universal solution to all graph-structured data, an intriguing direction may be designing domain- or task-specific architectures based on LASE to attain better performances, such as more elegant adaptations to dynamic networks.

References

- [Bruna *et al.*, 2014] Joan Bruna, Wojciech Zaremba, Arthur Szlam, and Yann Lecun. Spectral networks and locally connected networks on graphs. In *Proceedings of the 2nd International Conference on Learning Representations (ICLR'14)*, 2014.
- [Du *et al.*, 2018] Lun Du, Yun Wang, Guojie Song, Zhicong Lu, and Junshan Wang. Dynamic network embedding : An extended approach for skip-gram based network embedding. In *Proceedings of the 27th International Joint Conference on Artificial Intelligence (IJCAI'18)*, 2018.
- [Gärtner *et al.*, 2003] Thomas Gärtner, Peter Flach, and Stefan Wrobel. On graph kernels: Hardness results and efficient alternatives. In *Proceedings of the Annual Conference on Computational Learning Theory (CoLT'03)*, 2003.
- [Grover and Leskovec, 2016] Aditya Grover and Jure Leskovec. node2vec: Scalable feature learning for networks. In *Proceedings of the 22nd ACM SIGKDD International Conference on Knowledge Discovery and Data Mining (KDD'16)*, pages 855–864, 2016.
- [Hamilton *et al.*, 2017] William L. Hamilton, Rex Ying, and Jure Leskovec. Inductive representation learning on large graphs. In *Proceedings of the 31st Conference on Neural Information Processing Systems (NeurIPS'17)*, 2017.
- [Henaff *et al.*, 2015] Mikael Henaff, Joan Bruna, and Yann Lecun. Deep convolutional networks on graph-structured data. *Computer Science*, 2015.
- [Huang *et al.*, 2018] Wen-bing Huang, Tong Zhang, Yu Rong, and Junzhou Huang. Adaptive sampling towards fast graph representation learning. *CoRR*, abs/1809.05343, 2018.
- [Jie *et al.*, 2018] Chen Jie, Tengfei Ma, and Xiao Cao. Fast-gcn: Fast learning with graph convolutional networks via importance sampling. In *Proceedings of the 6th International Conference on Learning Representations (ICLR'18)*, 2018.
- [Kipf and Welling, 2016] Thomas N. Kipf and Max Welling. Semi-supervised classification with graph convolutional networks. In *Proceedings of the 4th International Conference on Learning Representations (ICLR'16)*, 2016.
- [Li *et al.*, 2018] Ziyao Li, Liang Zhang, and Guojie Song. Sepne: Bringing separability to network embedding. *CoRR*, abs/1811.05614, 2018.
- [Niepert *et al.*, 2016] Mathias Niepert, Mohamed Ahmed, and Konstantin Kutzkov. Learning convolutional neural networks for graphs. In *Proceedings of the 33rd International Conference on Machine Learning (ICML'16)*, 2016.
- [Owen, 2013] Art B. Owen. *Monte Carlo theory, methods and examples*. 2013.
- [Perozzi *et al.*, 2014] Bryan Perozzi, Rami Al-Rfou, and Steven Skiena. Deepwalk: online learning of social representations. In *Proceedings of the 20th ACM SIGKDD International Conference on Knowledge Discovery and Data Mining (KDD'14)*, 2014.
- [Qiu *et al.*, 2018] Jiezhong Qiu, Yuxiao Dong, Hao Ma, Jian Li, Kuansan Wang, and Jie Tang. Network embedding as matrix factorization: Unifying deepwalk, line, pte, and node2vec. In *Proceedings of the 11th ACM International Conference on Web Search and Data Mining (WSDM'18)*, 2018.
- [Ribeiro *et al.*, 2017] Leonardo F.R. Ribeiro, Pedro H.P. Saverese, and Daniel R. Figueiredo. Struc2vec: Learning node representations from structural identity. In *Proceedings of the 23rd ACM SIGKDD International Conference on Knowledge Discovery and Data Mining (KDD'17)*, 2017.
- [Schölkopf and Smola, 2002] B. Schölkopf and Alexander Johannes Smola. *Learning With Kernels*. The MIT Press, 2002.
- [Shervashidze *et al.*, 2011] Nino Shervashidze, Pascal Schweitzer, Erik Jan, Van Leeuwen, Kurt Mehlhorn, and Karsten M. Borgwardt. Weisfeiler-lehman graph kernels. *Journal of Machine Learning Research*, 12(3):2539–2561, 2011.
- [Tang *et al.*, 2015] Jian Tang, Meng Qu, Mingzhe Wang, Ming Zhang, Jun Yan, and Qiaozhu Mei. Line:large-scale information network embedding. In *Proceedings of the 24th International Conference on World Wide Web (WWW'15)*, 2015.
- [Tao *et al.*, 2017] Lei Tao, Wengong Jin, Regina Barzilay, and Tommi Jaakkola. Deriving neural architectures from sequence and graph kernels. In *Proceedings of the 34th International Conference on Machine Learning (ICML'17)*, 2017.
- [Vishwanathan *et al.*, 2008] S. V. N. Vishwanathan, Karsten M. Borgwardt, Imre Risi Kondor, and Nicol N. Schraudolph. Graph kernels. *Journal of Machine Learning Research*, 11(2):1201–1242, 2008.
- [Wang *et al.*, 2016] Daixin Wang, Peng Cui, and Wenwu Zhu. Structural deep network embedding. In *Proceedings of the 22nd ACM SIGKDD International Conference on Knowledge Discovery and Data Mining (KDD'16)*, 2016.