

# A note on Fibonacci Sequences of Random Variables

Ismihan Bayramoglu

Department of Mathematics, Izmir University of Economics, Izmir, Turkey

E-mail: ismihan.bayramoglu@ieu.edu.tr

February 27, 2019

## Abstract

The focus of this paper is the random sequences in the form  $\{X_0, X_1, X_n = X_{n-2} + X_{n-1}, n = 2, 3, \dots\}$ , referred to as Fibonacci Sequence of Random Variables (FSRV). The initial random variables  $X_0$  and  $X_1$  are assumed to be absolutely continuous with joint probability density function (pdf)  $f_{X_0, X_1}$ . The FSRV is completely determined by  $X_0$  and  $X_1$  and the members of Fibonacci sequence  $F \equiv \{0, 1, 1, 2, 3, 5, 8, 13, 21, 34, 55, 89, 144, \dots\}$ . We examine the distributional and limit properties of the random sequence  $X_n, n = 0, 1, 2, \dots$ .

Key words. Random variable, distribution function, probability density function, sequence of random variables.

## 1 Introduction

Let  $\{\Omega, F, P\}$  be a probability space and  $X_i \equiv X_i(\omega), \omega \in \Omega, i = 0, 1$  be absolutely continuous random variables defined on this probability space with joint probability density function (pdf)  $f_{X_0, X_1}(x, y)$ . Consider a sequence of random variables  $X_n \equiv X_n(\omega), n \geq 1$  given in  $\{\Omega, F, P\}$  defined as  $\{X_0, X_1, X_n = X_{n-2} + X_{n-1}, n = 2, 3, \dots\}$ . We call this sequence "the Fibonacci Sequence of Random Variables". It is clear that  $X_2 = X_0 + X_1, X_3 = X_0 + 2X_1, \dots$  and for any  $n = 0, 1, 2, \dots$  we have  $X_n = a_{n-1}X_0 + a_nX_1$ , where  $\{a_n = a_{n-2} + a_{n-1}, n = 2, 3, \dots; a_0 = 0, a_1 = 1, a_2 = 1\}$  is the Fibonacci sequence  $F \equiv \{0, 1, 1, 2, 3, 5, 8, 13, 21, 34, 55, 89, 144, \dots\}$ . It is also clear that the Fibonacci Sequence of Random Variables (FSRV)  $X_n, n = 0, 1, 2, \dots$  is the sequence of dependent random variables based on initial random variables  $X_0$  and  $X_1$ , which fully defined by the members of the Fibonacci sequence  $F$ . We are interested in the

behavior of FSRV, i.e. the distributional properties of  $X_n$  and joint distributions of  $X_n$  and  $X_{n+k}$  for any  $n$  and  $k$ . In the Appendix Figure A1 and Figure A2, we present some examples of realizations of FSRV in the case of independent random variables  $X_0$  and  $X_1$  having  $Uniform(0,1)$  distribution and Standard normal distribution with the R codes provided.

This paper is organized as follows. In Section 2, the probability density function of  $X_n$  is considered, followed by a discussion of two cases where  $X_0$  and  $X_1$  have exponential and uniform distributions, respectively. Then, there is an investigation of limit behavior of ratios of some characteristics of pdf of  $X_n$  for large  $n$ . In the considered examples, the ratio of maximums of the pdfs, modes and expected values of consecutive elements of FSRV converge to golden ratio  $\varphi \equiv \frac{1-\sqrt{5}}{2} = 1,6180339887\dots$ . The ratio  $X_{n+1}/X_n$  and normalized sums of  $X_n$ 's for large  $n$  are discussed in Section 3. In Section 4, the focus is on the joint distributions of  $X_n$  and  $X_{n+k}$ , for  $2 \leq k \leq n$  and on the prediction of  $X_{n+k}$  given  $X_n$ .

## 2 Distributions

Consider  $X_n = a_{n-1}X_0 + a_nX_1$ ,  $n = 0, 1, 2, \dots$ , where  $X_0$  and  $X_1$  are absolutely continuous random variables with joint pdf  $f_{X_0, X_1}(x, y)$ ,  $(x, y) \in \mathbb{R}^2$  and  $a_n, n = 0, 1, 2, \dots$  is the Fibonacci sequence. Denote by  $f_0$  and  $f_1$  the marginal pdf's of  $X_0$  and  $X_1$ , respectively.

**Theorem 1** *The pdf of  $X_n$  is*

$$f_{X_n}(x) = \frac{1}{a_n a_{n-1}} \int_{-\infty}^{\infty} f_{X_0, X_1}\left(\frac{x-t}{a_{n-1}}, \frac{t}{a_n}\right) dt. \quad (1)$$

If  $X_0$  and  $X_1$  are independent, then

$$f_{X_n}(x) = \frac{1}{a_n a_{n-1}} \int_{-\infty}^{\infty} f_{X_0}\left(\frac{x-t}{a_{n-1}}\right) f_{X_1}\left(\frac{t}{a_n}\right) dt. \quad (2)$$

**Proof.** Equations (1) and (2) are straightforward results of distributions of linear functions of random variables (see eg., Feller (1971), Ross (2002), Gnedenko (1978), Skorokhod (2005)) ■

**Case 1** *Exponential distribution. Let  $X_0$  and  $X_1$  be independent and identically distributed (iid) random variables having exponential distribution with parameter  $\lambda = 1$ . Then the pdf of  $X_n$  is*

$$\begin{aligned} f_{X_n}(x) &= \frac{1}{a_{n-2}} \left\{ \exp\left(\frac{x a_{n-2}}{a_{n-1} a_n}\right) - 1 \right\} \exp\left(-\frac{x}{a_{n-1}}\right), x \geq 0, \quad n = 3, 4, \dots \\ f_{X_2}(x) &= x \exp(-x), x \geq 0. \end{aligned} \quad (3)$$

Below in Figure 1, the graphs of  $f_{X_n}(x)$  for different values of  $n$  are presented.

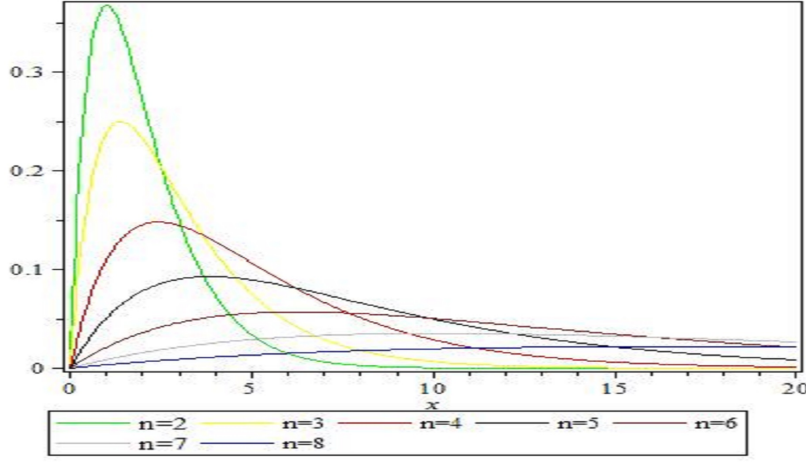


Figure 1. Graphs of  $f_{X_n}(x)$ ,  $n = 2, 3, 4, 5, 6, 7, 8$ , given in (3) The expected value of  $X_n$  is

$$\begin{aligned} EX_n &= \frac{1}{a_{n-2}} \left( \int_0^\infty x \exp \left( -x \left( \frac{a_n - a_{n-2}}{a_{n-1}a_n} \right) \right) dx - \int_0^\infty x \exp \left( -\frac{x}{a_{n-1}} \right) dx \right) \\ &= \frac{1}{a_{n-1}} \left( \frac{a_n^2 a_{n-1}^2}{(a_n - a_{n-2})^2} - a_{n-1}^2 \right) = a_{n+1}. \end{aligned}$$

and variance is

$$\begin{aligned} \text{Var}(X_n) &= \frac{1}{a_{n-2}} \left( \int_0^\infty x^2 \exp \left( -x \left( \frac{a_n - a_{n-2}}{a_{n-1}a_n} \right) \right) dx - \int_0^\infty x^2 \exp \left( -\frac{x}{a_{n-1}} \right) dx \right) \\ &= a_{2n-1}. \end{aligned}$$

**Theorem 2** Let  $M_n = \max_{0 < x < \infty} f_{X_n}(x)$  and  $x_n^* = \arg \max_{0 < x < \infty} f_{X_n}(x)$  be the maximum of  $f_{X_n}(x)$  and mode of  $X_n$ ,  $n = 2, 3, \dots$ , respectively. Then

$$\begin{aligned} \lim_{n \rightarrow \infty} \frac{M_n}{M_{n+1}} &= \lim_{n \rightarrow \infty} \frac{x_{n+1}^*}{x_n^*} = \lim_{n \rightarrow \infty} \frac{E(X_{n+1})}{E(X_n)} = \varphi \text{ and} \\ \lim_{n \rightarrow \infty} \frac{\text{Var}(X_{n+1})}{\text{Var}(X_n)} &= \varphi^2, \end{aligned}$$

where

$$\varphi \equiv \frac{1 - \sqrt{5}}{2} = 1,6180339887\dots$$

is the golden ratio.

**Proof.** The following can easily be verified

$$\frac{d}{dx} f_{X_n}(x) = \frac{\left(-\frac{x}{a_{n-1}}\right) \left(e^{\frac{x a_{n-2}}{a_{n-1} a_n}} - 1\right)}{a_{n-2} a_{n-1}} + \frac{e^{-\frac{x}{a_{n-1}}} e^{\frac{x a_{n-2}}{a_{n-1} a_n}}}{a_{n-1} a_n} = 0. \quad (4)$$

The equation (4) has unique solution

$$x_n^* = \frac{a_{n-1}a_n \ln \left( \frac{a_n}{a_n - a_{n-2}} \right)}{a_{n-2}}.$$

Therefore  $X_n$  is unimodal and we have

$$\begin{aligned} M_n &= f_{X_n}(x_n^*) = \frac{1}{a_n - a_{n-2}} \left( \frac{a_n}{a_n - a_{n-2}} \right)^{-\frac{a_n}{a_{n-2}}} \\ M_{n+1} &= f_{X_{n+1}}(x^*) = \frac{1}{a_{n+1} - a_{n-1}} \left( \frac{a_{n+1}}{a_{n+1} - a_{n-1}} \right)^{-\frac{a_{n+1}}{a_{n-1}}} \end{aligned}$$

and using

$$\lim_{n \rightarrow \infty} \frac{a_{n+\alpha}}{a_n} = \varphi^\alpha$$

we obtain

$$\lim_{n \rightarrow \infty} \frac{M_n}{M_{n+1}} = \frac{x_{n+1}^*}{x_n^*} = \varphi.$$

■

**Case 2** *Uniform distribution.* Let  $X_0$  and  $X_1$  be iid with *Uniform*(0, 1) distribution. Then from (2) we obtain

$$\begin{aligned} f_{X_n}(x) &= \frac{1}{a_n a_{n-1}} \int_0^{a_n} f_{X_0}\left(\frac{x-t}{a_{n-1}}\right) dt = \frac{a_{n-1}}{a_n a_{n-1}} \int_0^{a_n} dF_{X_0}\left(\frac{x-t}{a_{n-1}}\right) \\ &= \frac{1}{a_n} \left\{ F_{X_0}\left(\frac{x}{a_{n-1}}\right) - F_{X_0}\left(\frac{x-a_n}{a_{n-1}}\right) \right\} \\ &= \begin{cases} 0, & x < 0 \text{ and } x > a_n + a_{n-1} \\ \frac{x}{a_n a_{n-1}}, & 0 \leq x \leq a_{n-1} \\ \frac{1}{a_n}, & a_{n-1} \leq x \leq a_n \\ \frac{1}{a_n} \left(1 - \frac{x-a_n}{a_{n-1}}\right), & a_n \leq x \leq a_n + a_{n-1} \end{cases}. \end{aligned} \tag{5}$$

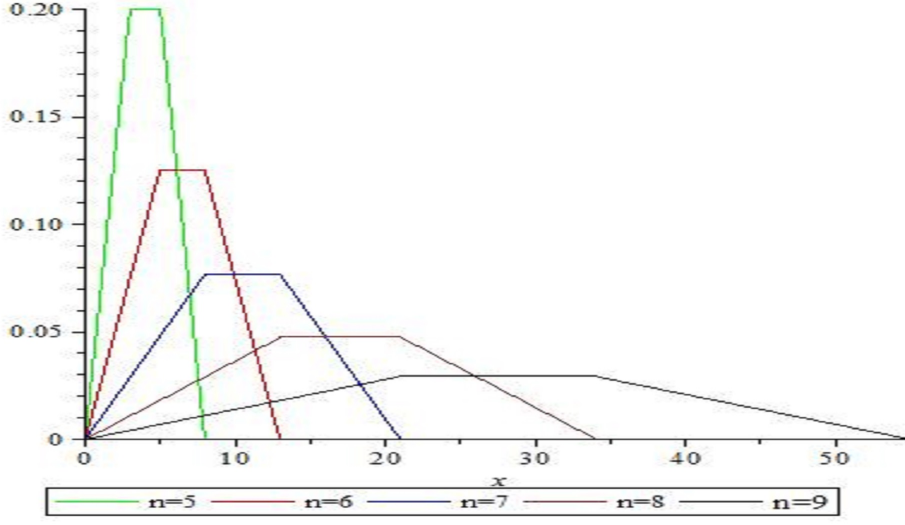


Figure 2. Graphs of  $f_{X_n}(x)$ ,  $n = 5, 6, 7, 8, 9$ , given in (5)

It can be easily verified that  $E(X_n) = \frac{a_{n-1}+a_n}{2} = \frac{a_{n+1}}{2}$  and  $\text{var}(X_n) = \frac{a_{n-1}^2+a_n^2}{12}$ .

One can observe that  $f_{X_n}(x)$  is not unimodal,  $f_{X_n}(x)$  is constant in the interval  $(a_{n-1}, a_n)$  and  $M_n = \max_{0 < x < 1} f_{X_n}(x) = \frac{1}{a_{n-1}}$ ,  $\inf_{0 < x < 1} \arg \min f_{X_n}(x) = a_{n-1}$ ,  $\sup_{0 < x < 1} \arg \min f_{X_n}(x) = a_n$ .

It is not difficult to observe that the similar to Theorem 1 results hold also in this case.

### 3 Large $n$ and normalized Fibonacci sequence of random variables

Let  $X_n = a_{n-1}X_0 + a_nX_1$ ,  $n = 0, 1, 2, \dots$  be FSRV, where  $X_0$  and  $X_1$  are absolutely continuous random variables with joint pdf  $f_{X_0, X_1}(x, y)$ ,  $(x, y) \in \mathbb{R}^2$ . Consider the sequence of random variables  $Z_n \equiv \frac{X_{n+1}}{X_n}$ ,  $n = 1, 2, \dots$ . One has

$$Z_n(\omega) = \frac{X_{n+1}(\omega)}{X_n(\omega)} = \frac{a_{n+1}X_1(\omega) + a_nX_0(\omega)}{a_nX_1(\omega) + a_{n-1}X_0(\omega)} = \frac{\frac{a_{n+1}}{a_n}X_1(\omega) + X_0(\omega)}{X_1(\omega) + \frac{a_{n-1}}{a_n}X_0(\omega)} = \frac{\frac{a_{n+1}}{a_n}X_1(\omega) + X_0(\omega)}{X_1(\omega) + \frac{1}{\frac{a_n}{a_{n-1}}}X_0(\omega)}.$$

Since  $\lim_{n \rightarrow \infty} \frac{a_{n+1}}{a_n} = \varphi$ , ( $\varphi = \frac{1+\sqrt{5}}{2} = 1,6180339887\dots$  is the golden ratio), it follows that

$$\begin{aligned} Z_n(\omega) &\rightarrow \varphi, \text{ pointwise in} \\ \Omega_1 &= \{\omega : \varphi X_1 + X_0 \neq 0 \text{ and } \varphi X_1 + X_0 \neq \infty\} \subset \Omega \end{aligned}$$

For the normalized FSRV, the following limit relationship is valid.

**Theorem 3** *Let  $E(X_i) = \mu_i, \text{Var}(X_i) = \sigma_i^2, i = 0, 1$  and*

$$Y_n(\omega) \equiv Y_n = \frac{X_n - E(X_n)}{\sqrt{\text{Var}(X_n)}} = \frac{X_0 + \frac{a_n}{a_{n-1}}X_1 - (\mu_0 + \frac{a_n}{a_{n-1}}\mu_1)}{\sqrt{\sigma_0^2 + \frac{a_n^2}{a_{n-1}^2}\sigma_1^2}}, \quad \omega \in \Omega.$$

Then,

$$Y_n \rightarrow Y \equiv \frac{X_0 + \varphi X_1 - (\mu_0 + \varphi\mu_1)}{\sqrt{\sigma_0^2 + \varphi^2\sigma_1^2}}, \text{ as } n \rightarrow \infty \text{ for all } \omega \in \Omega.$$

The limiting random variable  $Y \equiv Y(\omega)$  has distribution function (cdf)

$$P\{Y \leq x\} = P\{X_0 + \varphi X_1 \leq x\sqrt{\sigma_0^2 + \varphi^2\sigma_1^2} + (\mu_0 + \varphi\mu_1)\}. \quad (6)$$

It is clear that the pdf of  $X_0 + \varphi X_1$  is

$$f_{X_0 + \varphi X_1}(x) = \frac{1}{\varphi} \int_0^\infty f_{X_0}(x-t) f_{X_1}\left(\frac{t}{\varphi}\right) dt. \quad (7)$$

and the pdf of  $Y$  is then

$$f_Y(x) = \sqrt{\sigma_0^2 + \varphi^2\sigma_1^2} f_{X_0 + \varphi X_1}(x\sqrt{\sigma_0^2 + \varphi^2\sigma_1^2} + (\mu_0 + \varphi\mu_1)) \quad (8)$$

**Example 1** *Let  $X_0$  and  $X_1$  be iid random variables having exponential distribution with parameter  $\lambda = 1$ , then from (7) we have*

$$\begin{aligned} f_{X_0 + \varphi X_1}(x) &= \frac{1}{\varphi} \int_0^x \exp(-x-t) \exp\left(t - \frac{t}{\varphi}\right) dt \\ &= \frac{\exp(-x)}{\varphi - 1} \left[ \exp\left(x\left(1 - \frac{1}{\varphi}\right)\right) - 1 \right]. \end{aligned}$$

Therefore,

$$\begin{aligned} P\{Y \leq x\} &= P\{X_0 + \varphi X_1 \leq x\sqrt{\sigma_0^2 + \varphi^2\sigma_1^2} + (\mu_0 + \varphi\mu_1)\} \\ &= \int_0^{c(x)} \left\{ \frac{\exp(-t)}{\varphi - 1} \left( \exp\left(t\left(1 - \frac{1}{\varphi}\right)\right) - 1 \right) \right\} dt, \end{aligned}$$

where  $c(x) = x\sqrt{\sigma_0^2 + \varphi^2\sigma_1^2} + (\mu_0 + \varphi\mu_1)$ . And the pdf is

$$f_Y(x) = \begin{cases} \sqrt{\sigma_0^2 + \varphi^2\sigma_1^2} \left\{ \frac{\exp(-c(x))}{\varphi-1} \left[ \exp\left(c(x)\left(1 - \frac{1}{\varphi}\right)\right) - 1 \right] \right\}, & x \geq -\frac{(\mu_0 + \varphi\mu_1)}{\sqrt{\sigma_0^2 + \varphi^2\sigma_1^2}} \\ 0 & \text{Otherwise} \end{cases}$$

$$= \begin{cases} \sqrt{1 + \varphi^2} \left\{ \frac{\exp(-c(x))}{\varphi-1} \left[ \exp\left(c(x)\left(1 - \frac{1}{\varphi}\right)\right) - 1 \right] \right\}, & x \geq -\frac{1+\varphi}{\sqrt{1+\varphi^2}} \\ 0 & \text{Otherwise} \end{cases}.$$

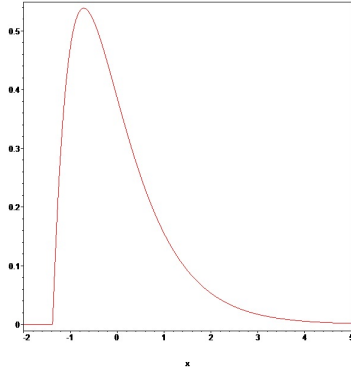


Figure 3. The graph of pdf  $f_Y(x)$

**Example 2** Let  $X_0$  and  $X_1$  be independent random variables with  $\text{Uniform}(0,1)$  distribution. Then from (7) we have

$$f_{X_0 + \varphi X_1}(x) = \begin{cases} \frac{x}{\varphi}, & 0 \leq x \leq 1 \\ \frac{1}{\varphi}, & 1 \leq x \leq \varphi \\ \frac{1-x}{\varphi} + 1, & \varphi \leq x \leq 1 + \varphi \\ 0, & \text{elsewhere} \end{cases}.$$

This is a trapezoidal pdf with graph given below in Figure 4.

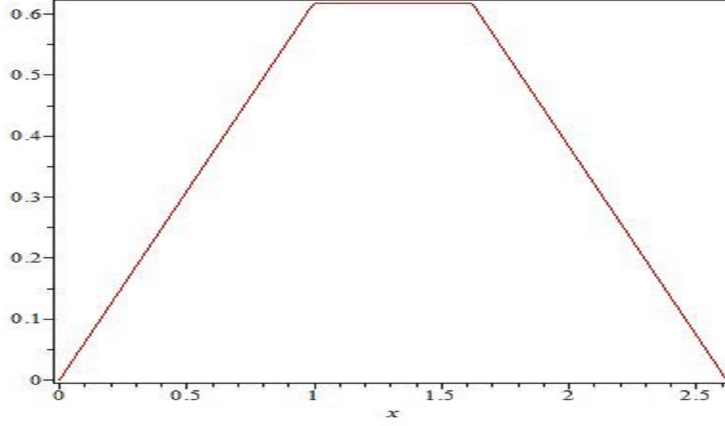


Figure 4. The graph of  $f_{X_0 + \varphi X_1}(x)$

To find the distribution of limiting random variable  $Y$ , we consider

$$P\{Y \leq x\} = P\{X_0 + \varphi X_1 \leq x\sqrt{\sigma_0^2 + \varphi^2 \sigma_1^2} + (\mu_0 + \varphi \mu_1)\}$$

It is clear that

$$\begin{aligned} \mu_0 &= \mu_1 = 1/2, \quad \sigma_0^2 = \sigma_1^2 = 1/12, \\ a &= \sqrt{\sigma_0^2 + \varphi^2 \sigma_1^2} = \sqrt{\frac{1 + \varphi^2}{12}}, \quad b = \mu_0 + \varphi \mu_1 = \frac{1 + \varphi}{2} \end{aligned}$$

and the cdf of  $Y$  is

$$F_Y(x) = P\{Y \leq x\} = P\{X_0 + \varphi X_1 \leq ax + b\} = \begin{cases} 0 & x \leq -\frac{b}{a} \\ \frac{1}{\varphi} \int_0^{ax+b} u du = \frac{(ax+b)^2}{2\varphi}, & -\frac{b}{a} \leq x \leq \frac{1-b}{a} \\ \frac{1}{2\varphi} + \frac{1}{\varphi} \int_1^{ax+b} du = \frac{1}{2\varphi} + \frac{ax+b-1}{\varphi}, & \frac{1-b}{a} \leq x \leq \frac{\varphi-b}{a} \\ \frac{1}{2\varphi} + \frac{1}{\varphi} + \frac{1}{\varphi} \int_{\varphi}^{ax+b} \left(\frac{1-u}{\varphi} + 1\right) du & \frac{\varphi-b}{a} \leq x \leq \frac{1+\varphi-b}{a} \\ = \frac{2ax+2b+2ax\varphi+2b\varphi-a^2x^2-2axb-b^2-\varphi^2-1}{2\varphi} & \\ 1 & x \geq \frac{1+\varphi-b}{a}. \end{cases}$$



The pdf of  $Y$  is

$$f_Y(x) = \begin{cases} 0, & x < -\frac{b}{a} \text{ or } x > \frac{1+\varphi-b}{a} \\ \frac{(ax+b)a}{\varphi}, & -\frac{b}{a} < x \leq \frac{1-b}{a} \\ \frac{a}{\varphi}, & \frac{1-b}{a} < x \leq \frac{\varphi-b}{a} \\ \frac{a(1+\varphi-b-ax)}{\varphi}, & \frac{\varphi-b}{a} < x \leq \frac{1+\varphi-b}{a} \end{cases}.$$

### 3.1 Limits of normalized sums of Fibonacci sequence of random variables

Here we are interested in the limiting behavior of sums of members of FSRV. Consider  $S_n = \sum_{i=0}^n X_i$ . We have

$$\begin{aligned} S_n &= X_0 + X_1 + \cdots + X_n = X_0 + X_1 + \sum_{i=2}^n X_i \\ &= X_0 + X_1 + \sum_{i=2}^n (a_{i-1}X_0 + a_iX_1) \\ &= X_0 + X_1 + X_0 \sum_{i=2}^n a_{i-1} + X_1 \sum_{i=2}^n a_i \\ &= X_0 + X_1 + X_0 \sum_{i=1}^{n-1} a_i + X_1 \left( \sum_{i=1}^n a_i - a_1 \right) \\ &= X_0 + X_1 + X_0(a_{n+1} - 1) + X_1(a_{n+2} - 1 - a_1) \\ &= a_{n+1}X_0 + (a_{n+2} - 1)X_1. \end{aligned}$$

Since

$$\sum_{i=1}^n a_i = a_{n+2} - 1.$$

Therefore

$$\begin{aligned} S_n &= X_0 + X_1 + \cdots + X_n \\ &= a_{n+1}X_0 + (a_{n+2} - 1)X_1. \end{aligned}$$

The pdf of  $S_n$  is

$$f_{S_n}(x) = \frac{1}{a_{n+1}(a_{n+1}-1)} \int_{-\infty}^{\infty} f_{X_0}\left(\frac{x-t}{a_{n+1}}\right) f_{X_1}\left(\frac{t}{a_{n+2}-1}\right) dt. \quad (9)$$

**Theorem 4** *Under conditions of Theorem 3 for a sequence  $X_0, X_1, X_n = a_{n-1}X_0 + a_nX_1, n = 2, 3, \dots$  we have*

$$\begin{aligned} ES_n &= a_{n+1}\mu_0 + (a_{n+2}-1)\mu_1 \\ \text{Var}(S_n) &= a_{n+1}^2\sigma_0^2 + (a_{n+2}-1)^2\sigma_1^2 \\ \frac{S_n - E(S_n)}{\sqrt{\text{var}(S_n)}} &\rightarrow Y \text{ as } n \rightarrow \infty, \text{ for all } \omega \in \Omega, \end{aligned}$$

where  $Y$  has cdf (6).

**Proof.** Indeed,

$$\begin{aligned} &\frac{S_n - E(S_n)}{\sqrt{\text{var}(S_n)}} \\ &= \frac{X_0 + \left(\frac{a_{n+2}}{a_{n+1}} - \frac{1}{a_{n+1}}\right)X_1 - \left(\mu_0 + \left(\frac{a_{n+2}}{a_{n+1}} - \frac{1}{a_{n+1}}\right)\mu_1\right)}{\sqrt{\sigma_0^2 + \left(\frac{a_{n+2}}{a_{n+1}} - \frac{1}{a_{n+1}}\right)^2\sigma_1^2}} \\ &\rightarrow \frac{X_0 + \varphi X_1 - (\mu_0 + \varphi\mu_1)}{\sqrt{\sigma_0^2 + \varphi^2\sigma_1^2}} = Y, \text{ as } n \rightarrow \infty. \end{aligned}$$

■

**Example 3** *Let  $X_0$  and  $X_1$  be iid exponential(1) random variables. Then the pdf of  $S_n$  is*

$$\begin{aligned} f_{S_n}(x) &= \frac{1}{a_{n+1}(a_{n+2}-1)} \int_0^x \exp\left(-\frac{x-t}{a_{n+1}}\right) \exp\left(-\frac{t}{a_{n+2}-1}\right) dt \\ &= \frac{\exp\left(-\frac{x}{a_{n+1}}\right)}{a_{n+1} - a_{n+2} + 1} \left(1 - \exp\left(-x \left(\frac{1}{a_{n+2}-1} - \frac{1}{a_{n+1}}\right)\right)\right). \end{aligned} \quad (10)$$

## 4 Joint distributions of $X_n$ and $X_{n+k}$

Next, we focus on the joint distributions of  $X_n = a_{n-1}X_0 + a_nX_1$  and  $X_{n+k} = a_{n+k-1}X_0 + a_{n+k}X_1$ , for  $k \geq 1$ .

**Theorem 5** *The joint pdf of  $X_n$  and  $X_{n+k}$  is*

$$\begin{aligned} & f_{X_n, X_{n+k}}(y_0, y_1) \\ &= \frac{1}{a_k} f_{X_0, X_1} \left( \frac{a_{n+k}y_0 - y_1 a_n}{(-1)^n a_k}, \frac{a_{n-1}y_1 - a_{n+k-1}y_0}{(-1)^n a_k} \right). \end{aligned} \quad (11)$$

**Proof.** Let

$$\begin{cases} y_0 = a_{n-1}x_0 + a_n x_1 \\ y_1 = a_{n+k-1}x_0 + a_{n+k} x_1 \end{cases}. \quad (12)$$

The Jacobian of this linear transformation is  $J = a_{n-1}a_{n+k} - a_n a_{n+k-1}$  and the solution of the system of equations (12) is

$$\begin{cases} x_0 = (a_{n+k}y_0 - y_1 a_n) / (a_{n-1}a_{n+k} - a_n a_{n+k-1}) \\ x_1 = (a_{n-1}y_1 - a_{n+k-1}y_0) / (a_{n-1}a_{n+k} - a_n a_{n+k-1}) \end{cases}.$$

Therefore, the joint pdf of  $X_n$  and  $X_{n+k}$  is

$$\begin{aligned} & f_{X_n, X_{n+k}}(y_0, y_1) \\ &= \frac{1}{|a_{n-1}a_{n+k} - a_n a_{n+k-1}|} f_{X_0, X_1} \left( \frac{a_{n+k}y_0 - y_1 a_n}{a_{n-1}a_{n+k} - a_n a_{n+k-1}}, \right. \\ & \quad \left. \frac{a_{n-1}y_1 - a_{n+k-1}y_0}{a_{n-1}a_{n+k} - a_n a_{n+k-1}} \right). \end{aligned} \quad (13)$$

Using the d'Ocagne's identity (see e.g. Dickson (1966))  $a_m a_{n+1} - a_{m+1} a_n = (-1)^n a_{m-n}$  we have  $J = a_{n-1}a_{n+k} - a_n a_{n+k-1} = -(a_{n+k-1}a_n - a_{n+k}a_{n-1}) = (-1)^n a_k$ . Therefore,

$$\begin{aligned} & f_{X_n, X_{n+k}}(y_0, y_1) \\ &= \frac{1}{a_k} f_{X_0, X_1} \left( \frac{a_{n+k}y_0 - y_1 a_n}{(-1)^n a_k}, \frac{a_{n-1}y_1 - a_{n+k-1}y_0}{(-1)^n a_k} \right). \end{aligned}$$

■

**Corollary 1** *If  $X_0$  and  $X_1$  are independent then*

$$\begin{aligned} & f_{X_n, X_{n+k}}(x, y) \\ &= \frac{1}{a_k} f_{X_0} \left( \frac{a_{n+k}x - y a_n}{(-1)^n a_k} \right) f_{X_1} \left( \frac{a_{n-1}y - a_{n+k-1}x}{(-1)^n a_k} \right). \end{aligned} \quad (14)$$

**Example 4** Let  $X_0$  and  $X_1$  be iid exponential(1) random variables,  $n = 4, k = 3$ . Then  $a_{n+k} = a_7 = 13$ ,  $a_{n+k-1} = a_6 = 8$ ,  $a_{n-1} = a_3 = 2$ ,  $a_n = a_4 = 3$  and  $a_k = a_3 = 2$ . Then from (14)

$$\begin{aligned}
& f_{X_4, X_7}(x, y) \\
&= \begin{cases} \frac{1}{2} \exp(-(13/2)x + (3/2)y) \\ \quad \times \exp(-y + 4x), & x \geq 0 \text{ and } 4x \leq y \leq 13/3x \\ 0 & \text{otherwise} \end{cases} \\
&= \begin{cases} \frac{1}{2} \exp(-(5/2)x) \exp(y/2) & x \geq 0 \text{ and } 4x \leq y \leq 13/3x \\ 0 & \text{otherwise} \end{cases} \quad (15)
\end{aligned}$$

The marginal pdf's are

$$f_{X_4}(x) = \begin{cases} e^{-\frac{x}{3}} - e^{-\frac{x}{2}}, & x \geq 0 \\ 0, & \text{otherwise} \end{cases} \quad (16)$$

and

$$f_{X_7}(x) = \begin{cases} \frac{1}{5} (e^{-\frac{x}{13}} - e^{-\frac{x}{8}}), & x \geq 0 \\ 0, & \text{otherwise} \end{cases}.$$

**Example 5** Let  $X_0$  and  $X_1$  be independent uniform(0,1) random variables. Again, let  $n = 4, k = 3$ . Then  $a_{n+k} = a_7 = 13$ ,  $a_{n+k-1} = a_6 = 8$ ,  $a_{n-1} = a_3 = 2$ ,  $a_n = a_4 = 3$  and  $a_k = a_3 = 2$ . Then

$$\begin{aligned}
& f_{X_n, X_{n+k}}(x, y) \\
&= \frac{1}{a_k} f_{X_0} \left( \frac{a_{n+k}x - ya_n}{(-1)^n a_k} \right) f_{X_1} \left( \frac{a_{n-1}y - a_{n+k-1}x}{(-1)^n a_k} \right) \\
&= \begin{cases} \frac{1}{a_k} & 0 \leq \frac{a_{n+k}x - ya_n}{(-1)^n a_k} \leq 1, 0 \leq \frac{a_{n-1}y - a_{n+k-1}x}{(-1)^n a_k} \leq 1 \\ 0, & \text{otherwise} \end{cases} \quad (17)
\end{aligned}$$

(To check whether (17) is a pdf, we need to show  $\int_0^1 \int_0^1 f_{X_n, X_{n+k}}(x, y) dx dy = 1$ . Indeed,

$$\begin{aligned}
& \int_0^1 \int_0^1 f_{X_n, X_{n+k}}(x, y) dx dy \\
&= \frac{1}{a_k} \int \int_{0 \leq \frac{a_{n+k}x - ya_n}{(-1)^n a_k} \leq 1, 0 \leq \frac{a_{n-1}y - a_{n+k-1}x}{(-1)^n a_k} \leq 1} dx dy \\
&= \left\{ \begin{array}{l} a_{n+k}x - ya_n = t, a_{n-1}y - a_{n+k-1}x = s \\ x = \frac{ta_{n-1} + sa_n}{(-1)^n a_k}, y = \frac{sa_{n+k} + ta_{n+k-1}}{(-1)^n a_k} \\ t \leq (-1)^n a_k, s \leq (-1)^n a_k \\ J = \left| \begin{array}{cc} \frac{a_{n-1}}{(-1)^n a_k} & \frac{a_n}{(-1)^n a_k} \\ \frac{a_{n+k-1}}{(-1)^n a_k} & \frac{a_{n+k}}{(-1)^n a_k} \end{array} \right| = \frac{a_{n-1}a_{n+k} - a_n a_{n+k-1}}{(-1)^{2n} a_k^2} = \frac{(-1)^n a_k}{(-1)^{2n} a_k^2} \end{array} \right\} \\
&= \frac{1}{a_k} \int_0^{(-1)^n a_k} \int_0^{(-1)^n a_k} \frac{1}{|(-1)^n a_k|} dx dy = 1.
\end{aligned}$$

For  $n = 4$  and  $k = 3$ , the

$$\begin{aligned}
& f_{X_4, X_7}(x, y) \\
&= \frac{1}{2} f_{X_0} \left( \frac{13x - 3y}{2} \right) f_{X_1} \left( \frac{2y - 8x}{2} \right) \\
&= \begin{cases} \frac{1}{2}, & 0 \leq \frac{13x - 3y}{2} \leq 1, 0 \leq \frac{2y - 8x}{2} \leq 1 \\ 0, & \text{otherwise} \end{cases}.
\end{aligned} \tag{18}$$

## 5 Prediction of future values

It is well known that with respect to squared error loss, the best unbiased predictor of  $X_{n+k}$ , given  $X_n$  is

$$E\{X_{n+k} \mid X_n\}.$$

Let

$$\begin{aligned}
g(x) &= E\{X_{n+k} \mid X_n = x\} \\
&= \frac{1}{f_{X_n}(x)} \int_{-\infty}^{\infty} y f_{X_n, X_{n+k}}(x, y) dy,
\end{aligned} \tag{19}$$

then  $E\{X_{n+k} \mid X_n\} = g(X_n)$ . Using (1) and (11) from (19) one can easily calculate the best predictor of  $X_{n+k}$ , given  $X_n$ .

**Example 6** Let  $X_0$  and  $X_1$  be independent exponential(1) random variables. Let  $n = 4, k = 3$ . Then  $a_{n+k} = a_7 = 13, a_{n+k-1} = a_6 = 8, a_{n-1} = a_3 = 2, a_n = a_4 = 3$  and  $a_k = a_3 = 2$  as in Example 4. Then from (15) we can write

$$\begin{aligned} g(x) &= \frac{1}{e^{-\frac{x}{3}} - e^{-\frac{x}{2}}} \int_{4x}^{13/3x} y \frac{1}{2} \exp(-(5/2)x) \exp(y/2) dy \\ &= \frac{1}{3} \frac{12e^{-x/2} - 6e^{-x/2} + 6e^{-x/3} - 13e^{-x/3}}{e^{-x/2} - e^{-x/3}} \\ &= 4x - 2 - \frac{x}{3(e^{-x/6} - 1)}, \end{aligned}$$

Therefore,

$$X_7 \simeq 4X_4 - 2 - \frac{X_4}{3(e^{-X_4/6} - 1)}.$$

**Conclusion 1** In this note, we considered the sequence of random variables  $\{X_0, X_1, X_n = X_{n-2} + X_{n-1}, n = 2, 3, \dots\}$  which is equivalent to  $\{X_0, X_1, X_n = a_{n-1}X_0 + a_nX_1, n = 2, 3, \dots\}$ , where  $X_0$  and  $X_1$  are absolutely continuous random variables with joint pdf  $f_{X_0, X_1}$ , and  $a_n = a_{n-1} + a_{n-2}, n = 2, 3, \dots$  ( $a_0 = 0, a_1 = 1$ ) is the Fibonacci sequence. In the paper, the sequence  $X_n, n = 0, 1, 2, \dots$  is referred to as the Fibonacci Sequence of Random Variables. We investigated the limiting properties of some ratios and normalizing sums of this sequence. For exponential and uniform distribution cases, we derived some interesting limiting properties that reduce to the golden ratio and also investigated the joint distributions of  $X_n$  and  $X_{n+k}$ . The considered random sequence has beneficial properties and may be worthy of attention associated with random sequences and autoregressive models.

## References

- [1] Dickson. L. E. (1966) *History of the Theory of Numbers* Volume 1, New York: Chelsea.
- [2] Gnedenko, B.V. (1978) *The Theory of Probability*, Mir Publishers, Moscow.
- [3] Feller, W. (1971) *An Introduction to Probability Theory and Its Applications*, Volume 2, John Wiley & Sons Inc. , New York, London, Sydney.
- [4] Melham, R.S. and Shannon, A.G. (1995) *A generalization of the Catalan identity and some consequences*, The Fibonacci Quarterly 33, 82–84, 1995.

- [5] Ross, S. (2016) *A First Course in Probability*. Prentice-Hall Inc. , NJ.
- [6] Skorokhod, A.V. (2005) *Basic Principles and Applications of Probability Theory*, Springer.

## 6 Appendix

For illustration of the behaviour of FSRV, the simulated values of random variables  $X_0$  and  $X_1$  from uniform (0,1) and standard normal distribution are obtained. The corresponding codes in R are also given. The corresponding code in R for uniform(0,1) distribution is:

```
>a<-seq(1:10); for (i in 3:10) a[i]=a[i-1]+a[i-2]; x<-runif(10); y<-runif(10); z<-numeric(10); for (i
in 2:10) z[i]=a[i]*x[i]+a[i-1]*x[i-1]; c<-seq(1:10); plot(c,z,col="red",bg="yellow",pch=22,bty="l");
```

The corresponding code in R for standard normal distribution is:

```
>a<-seq(1:10); for (i in 3:10) a[i]=a[i-1]+a[i-2]; x<-rnorm(10); y<-rnorm(10); z<-numeric(10); for
(i in 2:10) z[i]=a[i]*x[i]+a[i-1]*x[i-1]; c<-seq(1:10); plot(c,z,col="red",bg="yellow",pch=22,bty="l");
```