

Tile-Based Joint Caching and Delivery of 360° Videos in Heterogeneous Networks

Pantelis Maniotis, Eirina Bourtsoulatze, *Member, IEEE* Nikolaos Thomos, *Senior Member, IEEE*

Abstract—The recent surge of applications involving the use of 360° video challenges mobile networks infrastructure, as 360° video files are of significant size, and current delivery and edge caching architectures are unable to guarantee their timely delivery. In this paper, we investigate the problem of joint collaborative content-aware caching and delivery of 360° videos. The proposed scheme takes advantage of 360° video encoding in multiple tiles and layers to make fine-grained decisions regarding which tiles to cache in each Small Base Station (SBS), and from where to deliver them to the end users, as users may reside in the coverage area of multiple SBSs. This permits to cache the most popular tiles in the SBSs, while the remaining tiles may be obtained through the backhaul. In addition, we explicitly consider the time delivery constraints to ensure continuous video playback. To reduce the computational complexity of the optimization problem, we simplify it by introducing a fairness constraint. This allows us to split the original problem into subproblems corresponding to Groups of Pictures (GoP). Each of the subproblems is then decoupled into their caching and routing components and solved with the method of Lagrange partial relaxation. Finally, we evaluate the performance of the proposed method for various system parameters and compare it with schemes that do not consider 360° video encoding into multiple tiles and quality layers. The results make clear the benefits coming from caching and delivery decisions on per tile basis.

Index Terms—Collaborative caching, 360° video, tile encoding, layered video, distortion optimization.

I. INTRODUCTION

Nowadays we are witnessing an enormous increase in the traffic of 360° visual content originating from Virtual Reality (VR) and Augmented Reality (AR) applications. This growth is fuelled by the proliferation of devices that can display VR content, e.g. smartphones, tablets, Head Mounted Displays (HMDs) as well as services that offer users immersive multimedia experience such as online gaming. Plethora of VR content files and 360° videos are available for downloading on social media platforms such as YouTube and Facebook.

Each video frame in a 360° video encodes a 360° field of view. At any given time, a user views a portion of the scene, known as *viewport*. The displayed part of the scene may change according to the movement of the user's headset, thus, offering the user an immersive experience. This, however, comes at the cost of very high delivery bandwidth requirements, as the bitrate required to support a high Quality of

Experience (QoE) is much larger than that for a regular video. The technical challenges related to 360° video delivery can be better understood through the following example. A viewport typically covers 120° of the overall scene and can have a resolution of up to 4K (3840 × 2160) [1], which means that the resolution of the whole 360° video scene can be as high as 12K (11520 × 6480). Assuming that a 360° video requires a frame rate of 60 frames per second (fps) to prevent user's dizziness, the bit-rate required to deliver a high quality 360° video may exceed 100Mbps. Under these bandwidth requirements, the delivery of 360° video to wireless users in a cellular network given the strict delivery deadlines imposed by VR and AR applications, becomes a very challenging problem.

To facilitate the delivery of massive video content in cellular networks, mobile network operators may enable edge caching [2]–[4]. In edge caching systems, popular content is stored close to the end-users by being placed in the cache of the SBSs. As a result, when a content request is made, it can be served locally from an SBS cache which holds a copy of the requested content. This limits the usage of the pricey backhaul links as well as reduces the latency through the use of short range communication, which improves the users' QoE.

Despite the existence of edge caching solutions for video [5]–[10], they are not readily deployable for the caching of 360° video files. This is due to the fact that the consumption pattern of 360° video content is significantly different from that of the single view video. Specifically, 360° video frames encode the full 360° scene and require significant storage resources; however, only a small portion of the available scene, i.e., a viewport, is viewed by the user at any given time. This creates an additional degree of freedom in deciding which parts of the video file should be cached in the SBSs, as users are only interested in displaying a part of the scene and the delivery of the entire video may be unnecessary as parts of it will never be displayed. Without explicit consideration of these aspects of 360° video content and given the high-rate low-latency constraints for the delivery of 360° video, the growing bandwidth and caching requirements will put more pressure on mobile network operators' infrastructure, who will struggle to accommodate users' (often diverse) demands for 360° video content. Clearly, there is a need for novel methods to optimize the use of the available bandwidth and storage resources in order to support 360° video delivery and maintain high the users' QoE.

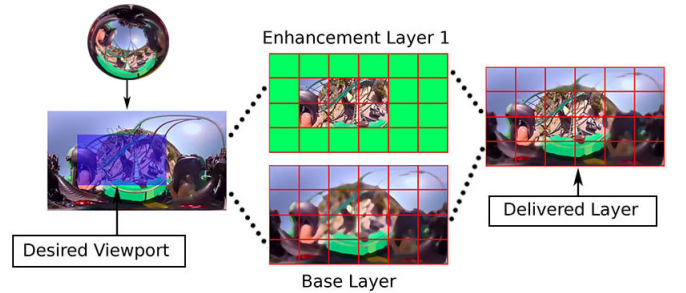
In this work, we propose a content-aware 360° video caching and delivery scheme for wireless cellular networks. Our aim is to maximize the quality of the video delivered to the client population while respecting the delivery deadlines of the 360° video content. To enable the design of efficient

P. Maniotis and N. Thomos are with the School of Computer Science and Electronic Engineering, University of Essex, Colchester, United Kingdom (e-mail: {p.maniotis, nthomos}@essex.ac.uk). Eirina Bourtsoulatze is with University College London, London, United Kingdom (email: e.bourtsoulatze@ucl.ac.uk). This work has been partially funded by the European Union Horizon 2020 research and innovation programme under the Marie Skłodowska-Curie grant agreement No. 750254.

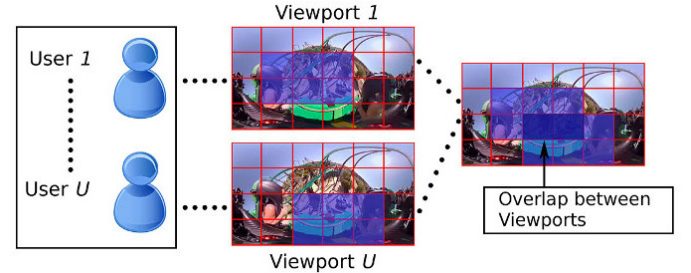
joint caching and delivery scheme, we exploit advanced coding tools of video coding standards [11]. Specifically, we leverage the benefits of encoding a 360° video into a number of independent tiles and quality layers. The above video encoding allows us to deal with the diverse demands of the users in terms of the viewports they are interested in watching for each 360° video, in a fine-grained way as illustrated in Fig. 1. Our design choice is motivated by the fact that users are interested in viewing only a viewport of the 360° video scene, and hence there is no need to deliver the whole scene in high quality. However, although delivery of only the desired viewport would save bandwidth resources, in general, it is not an optimal strategy. This is due to the fact that, as users navigate through the scene, the various viewport requests are not known a priori, but have to be predicted. An erroneous prediction would lead to a re-transmission of the correct viewport, which in turn would lead to large switching delays and bandwidth waste [12]. Through encoding in tiles and layers, tiles that do not belong to the viewport of interest can still be delivered to the end-user in lower quality. Hence, in case of an erroneous viewport prediction, rapid degradation of the perceived QoE is avoided. Furthermore, encoding of 360° video content into tiles and quality layers creates a flexible structure and enables collaborative caching of the various video tiles. This to some extent resembles coded caching schemes [13] where different parts of the video file can be stored in various SBSs. Through tile encoding, SBSs can aggregately cache only parts of the video content that are important to the users without requiring caches of higher capacity.

Given the above encoding of 360° videos into tiles and quality layers, we formulate an optimization problem which seeks the joint caching and delivery policy that maximizes the cumulative video distortion reduction. To determine the optimal caching and delivery policy we take into account the physical limitations of the network, i.e., bandwidth and latency, as well as the opportunities for collaboration between the SBSs when users reside in the coverage area of more than one SBSs. To address the fact that content requests cannot be satisfied instantly, we consider that, while users may tolerate a very small startup delay for video streaming applications, an increase of it beyond 2 seconds may cause users to abandon the video, thus resulting in reduction in the perceived QoE [14]. This is captured through the initial playback delay constraint.

In order to deal with the high complexity of the original problem, we impose a fairness constraint which allows us to decompose the original problem into a set of subproblems. Each subproblem seeks for the optimal caching and delivery policy per one Group of Pictures (GoP). By solving each one of the subproblems and combining their solutions, we obtain the solution of the original problem. The solution of each subproblem is obtained by further decoupling each subproblem into a caching and a routing components that are solved independently. The caching component consists of a set of independent 0-1 knapsack problems which are solved by using Dynamic Programming algorithms [15]. The routing component can be reduced into the multidimensional multiple choice knapsack problem [16]. Finally, we evaluate and compare the performance of our solution with the case



(a) Encoding of 360° video in two layers and multiple tiles.



(b) Users requesting different viewports that overlap.

Fig. 1. Users request various viewports encoded in multiple layers and tiles, which overlap resulting in different popularity per tile and layer.

where each video is encoded as a whole, i.e., without encoding into tiles and quality layers, and (i) each user is associated with only one SBS, which is fixed and known a priori, (ii) each user may be associated with multiple SBS, which are determined jointly with the caching and scheduling policy. The results illustrate the advantages of the proposed method compared to its counterparts, which do not consider tile encoding and/or cache collaboration. To the best of our knowledge, this is the first work that considers collaborative caching on per-tile basis for 360° videos.

In summary, the contributions of our work can be summarized as follows:

- The introduction of a novel collaborative content-aware caching and delivery scheme that takes advantage of the coding of 360° video in multiple tiles and layers and permits to make fine-grain decisions regarding where to cache and from where to deliver the video tiles to the end users.
- The thorough evaluation of the proposed scheme for various system settings and its comparison with several schemes that do not exploit 360° video encoding in tiles to show the gains coming from the cache and delivery decisions made per tile and layer basis.

The rest of this paper is organized as follows. In Section II, we give an overview of work related to the caching problem and the 360° video delivery. In Section III, we describe our system setup. Afterwards, we provide the problem formulation in Section IV. In Section V, we propose a reduced complexity algorithm to solve our optimization problem. In Section VI, we extensively evaluate the performance of the proposed scheme and compare it with other methods. Finally, we draw conclusions in Section VII.

II. RELATED WORK

In this section, we briefly review the literature related to edge caching, and tile-based 360° video streaming.

Edge caching has been proposed as an efficient way to improve the performance of cellular networks in terms of the observed delivery delay [5]–[10], energy consumption [17], and operating cost [18]. These benefits of edge caching are attributed to the fact that only a small portion of available content accounts for most of the traffic load [19]. Hence, by caching the most popular content at the SBSs, significant resources are saved. In [20], it is explored how to capture content popularity dynamics among the various caches by using at each SBS the information about its neighboring SBSs. The impact of content request patterns and users' behavior on edge caching-assisted mobile video streaming of real-life data sets is studied in [21].

Users' QoE can be improved by taking into account users' association with more than one SBSs [5] and by allowing collaboration between the SBSs [6]–[8]. Collaboration opportunities emerge due to the densification of SBSs in 5G and beyond mobile networks. As a result of SBSs network densification, users may reside in the coverage area of multiple SBSs. When a content request arrives at an SBS which does not hold a copy of this content in its cache, the request can be forwarded to another (possibly neighboring) SBS within the user's communication range, instead of being redirected to distant back-end servers through backhaul links. Hence, content retrieval is accelerated, and the usage of expensive backhaul links is avoided. The benefits of collaborative edge caching have been studied in [13], [22], where it is shown that the overall cache hit ratio is increased when SBSs decide collaboratively which video files to cache. In [13], collaborative edge caching is investigated from an economic point of view. This work explores how to maximize the profit earned when a video request is served by an SBS in two cases: a) when the video file is entirely cached in only a single cache, and b) when the video is encoded by means of network coding and the resulting coded data is split into a number of segments that can be stored separately in various SBSs. The latter approach allows the problem to be solved linearly. The impact of collaborative caching for video streaming systems in mobile networks is studied in [22]. From the evaluation, it becomes obvious that collaboration between caches enhances the performance of the overall edge caching system in terms of both the cache hit ratio and the QoE perceived by the users.

Caching systems can be further improved and offer higher QoE to the end users by exploiting video encoding into multiple layers (layered video) which can be done by scalable coders such as [23]. Specifically, in [9], [10], the flexibility in caching decisions coming from encoding in multiple layers is used to minimize the delivery delay at the end-users by allowing the video layers to be cached at different SBSs of a network operator. To solve the problem a pseudo-polynomial approximation algorithm is proposed. For a similar setting, another heuristic algorithm is presented in [24]. The work in [10] also examines the case of several network operators collaboratively optimizing their caching strategies. In this

setting, SBSs' cache space is split into two parts: one allocated for contents requested by users of the operator who owns the cache and a second which is given for caching video layers of content requested by users who belong to other operators. In [25], the caching cost, the available cache capacity at the SBSs, and the various social traits of the mobile users are considered to decide which video layers to cache in each SBS.

The delivery of 360° video has been studied in [26], where the objective is to design multiple VR streams of different view ranges and find the optimal head angle-to-stream mapping under the bandwidth and storage constraints. This is done to avoid drifting as coded VR streams tend to overlap in view ranges. A viewport-adaptive navigable 360° video communication system has been presented in [1]. This work suggests that sending full 360° video files to the users from where they can extract the viewport of interest leads to waste of bandwidth. On the other hand, sending only the demanded part of the viewport may lead to unacceptable delays. The solution proposed in [1] is a viewport-adaptive DASH-compatible scheme, where video representations are offered not only in multiple rates, but also with different quality of emphasized regions.

The encoding of a 360° video file into tiles for the purpose of streaming has been investigated in [27]–[29]. This approach has shown significant performance improvement in streaming systems without the use of edge caching. These streaming systems take into account that users are interested in viewing only a viewport of the 360° video scene, and hence there is no need to deliver the whole scene in high quality. The selection of the tiling scheme is investigated in [30], along with its impact on the compression and the resulting streaming bitrate. Each 360° video is encoded in two versions with different resolutions, while each version is further encoded into tiles. Similarly to [30], in [31] the authors investigate the performance of tile-based video streaming in 4G networks with respect to the coding efficiency and the bandwidth savings. The impact of the response delay on viewport-adaptive streaming of 360° videos is studied in [32]. The results show that viewport adaptive streaming is only efficient under short adaptation intervals and short client buffering delays. The use of DASH for 360° videos is investigated in [12], where authors propose a video streaming scheme that aims to optimize the rate at which each tile is downloaded. In this work, the goal is to maximize the QoE that users experience during the navigation of the 360° video files.

In [33], QoE for streaming of 360° videos is studied in terms of: a) perceptual quality, b) presence, c) acceptability, and d) cyber-sickness. In particular, perceptual quality and the acceptability are measured when users watch a 360° video both with or without a Head-Mounted Display (HMD). Similarly, in [34], a number of objective quality metrics, including PSNR, weighted to spherically uniform PSNR (WS-PSNR), spherical PSNR without interpolation (S-PSNR-NN), spherical PSNR with interpolation (S-PSNR-I), and PSNR in Crasters Parabolic Projection (CPP-PSNR) are explored for quantifying the quality of 360° video encoding. It is concluded that traditional PSNR is the most appropriate quality metric for measuring end-to-end distortion because of its low complexity.

III. SYSTEM SETUP

Differently from the existing methods in the literature, in this paper we examine jointly the caching and delivery of 360° video. We consider that the caching occurs at the SBSs on a per-tile basis. The use of independently encoded tiles is motivated by the fact that users are interested in watching different viewports of the demanded videos. As a result, not only the popularity of each video is different, but also the popularity of each tile (see Fig. 1(b)). We further make use of SBSs collaboration to serve most of the requests from local caches. In the following, we first introduce the system model and explain the various parts of the considered network architecture. Then, we provide an analytical example that reveals the benefits of collaborative caching for tile-encoded 360° videos.

1) *Network*: We consider a mobile network consisting of a set of N Small-cell Base Stations, as shown in Fig. 2. Let $\mathcal{N} = \{n_1, \dots, n_i, \dots, n_N\}$ denote the set of SBSs, where n_i corresponds to the i th SBS. We also assume that the SBSs can communicate with a Macro-cell Base Station (MBS) denoted as n_{N+1} , through which they can retrieve the requested content (360° video files) from distant servers via backhaul links. For notational convenience, we define the set $\mathcal{N}_B = \mathcal{N} \cup \{n_{N+1}\}$ which includes all the SBSs and the MBS.

In the considered network, there are $U = |\mathcal{U}|$ users, where $\mathcal{U} = \{u_1, \dots, u_i, \dots, u_U\}$ stands for the set of the users and u_i for the i th user. Each user is associated with one or more SBSs. The association of the users with the SBSs depends on the transmission range of each SBS. The values of the transmission range of the SBSs form the set $\mathcal{R} = \{r_1, \dots, r_i, \dots, r_N\}$, where r_i is the communication radius of the i th SBS. The transmission range of the MBS is denoted by r_{N+1} , and is considered to be large enough so that each SBS can establish a connection with the MBS. The overlap in the coverage areas of the SBSs allows users to access multiple SBSs. We introduce the binary variable $\alpha_{nu} \in \{0, 1\}$ that equals to 1 when the user u resides in the coverage area of the SBS n , and 0 otherwise.

Each SBS n_i is equipped with a cache with capacity $C_i \geq 0$, $\forall n_i \in \mathcal{N}$, where content files can be cached. User's request can be satisfied by any of the associated SBSs, if the requested 360° video file is stored in their cache. Differently, when the file is not cached in any of the SBSs associated with the user, the requested content is fetched from a remote content server through the backhaul link with the help of the MBS.

We assume that content retrieval is carried out in two phases, namely content placement, and content delivery. In the content placement phase, content is fetched during off-peak hours from distant back-end servers to the caches of the SBSs. In the delivery phase, the cached content is delivered to the users by either the SBSs or through the backhaul link via the MBS, according to the users requests. If the requested content is not cached in the local SBSs, it first has to be fetched via the backhaul, and then it can be delivered to the user. Offline caching can help to avoid network congestion during peak hours, as user requests are diverted from the remote content servers to the local caches (SBSs).

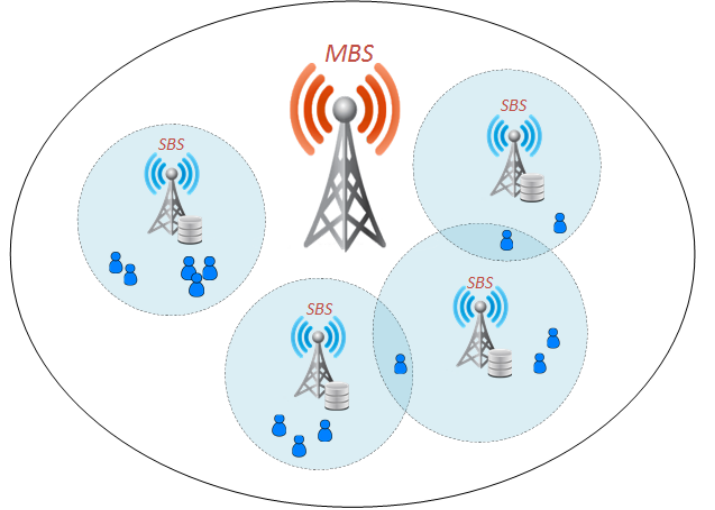


Fig. 2. Mobile network architecture consisting of multiple SBSs and a single MBS. Due to dense placement of SBSs, users can reside in the coverage area of multiple SBSs.

2) *Video Library*: We assume that the video content catalogue contains $V = |\mathcal{V}|$ files, where $\mathcal{V} = \{v_1, \dots, v_i, \dots, v_V\}$ represents the set of 360° videos in the catalogue. All the video files are stored at back-end content servers, while SBSs cache only part of the available content catalogue. The caching decisions are taken offline and the files to be cached are moved to the SBSs caches during the content placement phase.

Each 360° video file is encoded in a set of Groups of Pictures (GoP) \mathcal{G} , which in turn are each encoded in a number of independently coded tiles. The tiles of the v th 360° video file form the set \mathcal{T}_v . For notational convenience, we omit the subscript v in \mathcal{T}_v and use \mathcal{T} for all video files as we assume that all 360° video files are encoded in the same number of tiles. Each tile is further encoded in a set of quality layers \mathcal{L} . The most important layer is called base layer. When the base layer is received by a user, it offers a reconstruction of a tile at the lowest available quality. The next layers are known as enhancement layers and contain information that can improve the reconstruction quality of each tile. However, in order to reconstruct a tile at the quality that corresponds to an enhancement layer, all previous enhancement layers including the base layer must be available to the user. We introduce the auxiliary binary variable $z_{vgt}^u \in \{0, 1\}$ to denote the user requests, i.e., z_{vgt}^u takes the value 1 when user u requests the l th layer of tile t that belongs to the g th GoP of the v th video file, and 0 otherwise.

In order to satisfy a user request for a viewport of a 360° video file at a specific quality, the user has to acquire all the tiles that cover the area of the viewport of that video, at the demanded quality. However, users may be interested in watching different parts of a video scene, while they may also request different video files. As a result, the popularity of tiles depends on both video and viewport popularity. In particular, the overlap between the various viewports shapes the popularity of each tile. Encoding of the 360° video files in layers and tiles offers greater flexibility in deciding which data should be stored in the SBSs caches. Thus, when some

viewports are more popular than the others, the tiles that form these viewports can be cached at higher quality at the SBSs, if there is sufficient space, while the rest of tiles can be cached in lower quality.

IV. PROBLEM FORMULATION

In this paper, we aim at finding the optimal joint caching and delivery policy for tile-encoded 360° layered videos that maximizes the cumulative distortion reduction experienced by the users. To determine the optimal policy we take into account network formation, SBSs capabilities, channel characteristics, users requests, video-specific limitations arising from the encoding of 360° video in tiles and layers, and the requirement for smooth playback.

Let us introduce the binary variable $y_{vght}^{nu} \in \{0, 1\}$, where $y_{vght}^{nu} = 1$, if the tile $t \in \mathcal{T}$ of the layer $l \in \mathcal{L}$ that belongs to GoP $g \in \mathcal{G}$ of the video $v \in \mathcal{V}$ will be delivered directly from the SBS $n \in \mathcal{N}$ to the user $u \in \mathcal{U}$, and $y_{vght}^{nu} = 0$ otherwise. Similarly, let $y_{vght}^{(N+1)u} \in \{0, 1\}$ be equal to 1 when a tile is fetched from the backhaul through the MBS, and 0 otherwise. Therefore, the routing decisions in our system can be described by the vector¹ :

$$\mathbf{y} = (y_{vght}^{nu} \in \{0, 1\}) : \quad (1)$$

$$n \in \mathcal{N}_B, u \in \mathcal{U}, v \in \mathcal{V}, g \in \mathcal{G}, l \in \mathcal{L}, t \in \mathcal{T}$$

We note that requests for tiles are *unsplittable*. This means that each tile request is entirely satisfied either by only one SBS or it has to be fetched through the backhaul.

Now, let us define the binary decision variable $x_{vght}^n \in \{0, 1\}$, which takes the value 1 when the tile $t \in \mathcal{T}$ of the layer $l \in \mathcal{L}$ that belongs to GoP $g \in \mathcal{G}$ of the video $v \in \mathcal{V}$ is cached at the n th SBS, and 0 otherwise. Hence, the caching decisions for the entire system are described by the vector:

$$\mathbf{x} = (x_{vght}^n \in \{0, 1\}) : n \in \mathcal{N}, v \in \mathcal{V}, g \in \mathcal{G}, l \in \mathcal{L}, t \in \mathcal{T} \quad (2)$$

Recall that SBSs have limited cache capacity enough only to store a number of tiles from the tile-encoded 360° layered videos. Without loss of generality, we assume that the cache capacity of all the SBSs is the same. If o_{vght} denotes the size of a tile (in *Mbits*), we have:

$$\sum_{v \in \mathcal{V}} \sum_{g \in \mathcal{G}} \sum_{l \in \mathcal{L}} \sum_{t \in \mathcal{T}} o_{vght} x_{vght}^n \leq C_n, \forall n \in \mathcal{N} \quad (3)$$

where C_n the cache capacity (in *Mbits*) of the n th SBS. Eq. (3) is the cache capacity constraint.

Another constraint of the optimization problem arises from the fact that in order to deliver a tile requested by a user from the cache of an SBS, the tile has to be stored in the cache and the user has to reside in the coverage area of the SBS. Hence, it should hold that:

$$y_{vght}^{nu} \leq z_{vght}^u \alpha_{nu} x_{vght}^n, \quad (4)$$

$$\forall n \in \mathcal{N}, u \in \mathcal{U}, v \in \mathcal{V}, g \in \mathcal{G}, l \in \mathcal{L}, t \in \mathcal{T}$$

The following constraint ensures that each tile will be received only once by each client:

$$\sum_{n \in \mathcal{N}_B} y_{vght}^{nu} \leq 1, \forall u \in \mathcal{U}, v \in \mathcal{V}, g \in \mathcal{G}, l \in \mathcal{L}, t \in \mathcal{T} \quad (5)$$

In addition, we have to take into consideration limitations arising from the encoding in multiple tiles and layers. Hence, in order to recover the video in the lowest available quality, only the base layer should be delivered to the user. Differently, in order to achieve the quality that corresponds to the l th enhancement layer, the user should receive not only the l th enhancement layer, but also the base layer and all the previous enhancement layers. Therefore, we have:

$$\sum_{n \in \mathcal{N}_B} y_{vgt(l+1)t}^{nu} \leq \sum_{n \in \mathcal{N}_B} y_{vght}^{nu}, \quad (6)$$

$$\forall u \in \mathcal{U}, v \in \mathcal{V}, g \in \mathcal{G}, l \in \mathcal{L}, t \in \mathcal{T}$$

The requirement for smooth playback introduces another constraint to our system. The video packets should reach the user within a specific time constraint. When this does not happen, buffer underrun occurs, where the buffer is fed with data at a lower speed than the data is consumed. Let us define d_{nu} as the time needed to transmit a tile $t \in \mathcal{T}$ from the n th SBS to the user u , and $d_{(N+1)u}$ the corresponding time when the tile is fetched from the backhaul. Obviously, $d_{(N+1)u} > d_{nu}$, $n \in \mathcal{N}$ due to the additional time needed to transmit the requested tile from the backhaul to the MBS. Therefore, it should be:

$$\sum_{n \in \mathcal{N}_B} \sum_{g' \in \{1, \dots, g\}} \sum_{l \in \mathcal{L}} \sum_{t \in \mathcal{T}} o_{vg'lt} d_{nu} \alpha_{nu} y_{vg'lt}^{nu} \leq t_{app} + (g-1)t_{disp}, \forall u \in \mathcal{U}, v \in \mathcal{V}, g \in \mathcal{G} \quad (7)$$

where t_{app} and t_{disp} correspond to the playback delay and the time needed to display a GoP, respectively.

When a user obtains a tile, the distortion observed by the user decreases. Let us denote by δ_{vght} , the average distortion reduction associated with tile $t \in \mathcal{T}$ of layer $l \in \mathcal{L}$ that belongs to GoP $g \in \mathcal{G}$ of the video $v \in \mathcal{V}$. The maximum achievable cumulative distortion reduction Δ across the user population is given by:

$$\Delta = \sum_{u \in \mathcal{U}} \sum_{v \in \mathcal{V}} \sum_{g \in \mathcal{G}} \sum_{l \in \mathcal{L}} \sum_{t \in \mathcal{T}} z_{vght}^u \delta_{vght} \quad (8)$$

The optimization objective is to maximize the normalized cumulative distortion reduction over the client population. Denoting this quantity by D , we have:

$$D = \frac{1}{\Delta} \sum_{n \in \mathcal{N}_B} \sum_{u \in \mathcal{U}} \sum_{v \in \mathcal{V}} \sum_{g \in \mathcal{G}} \sum_{l \in \mathcal{L}} \sum_{t \in \mathcal{T}} z_{vght}^u \delta_{vght} \alpha_{nu} y_{vght}^{nu} \quad (9)$$

By taking into consideration the above constraints, the problem of joint caching and delivery of 360° videos can be formally expressed as:

$$\mathcal{P} : \max_{\mathbf{x}, \mathbf{y}} D \quad (10)$$

$$s.t.: \quad (1) - (7)$$

The key notation of our problem is summarized in Table I.

V. DISTRIBUTED ALGORITHM

The optimization problem in Eq. (10) is NP-hard. This is because, as we will show later, it can be decomposed into

¹Boldfaced letters correspond to vectors.

TABLE I
NOTATION

Symbol	Physical Meaning
\mathcal{V}	Set of 360° videos
\mathcal{G}	Set of GoPs
\mathcal{L}	Set of quality layers
\mathcal{T}	Set of encoded tiles
\mathcal{N}	Set of Small Base Stations
\mathcal{N}_B	Set of SBSs and MBS
\mathcal{U}	Set of users
z_{vght}^u	Demand from the user u for tile $vght$
δ_{vght}	Distortion reduction from obtaining the tile $vght$
α_{nu}	Association of the user u with the n th SBS
o_{vght}	Size of the tile $vght$
C_n	Cache capacity of the SBS n
x_{vght}^n	Caching variable for tile $vght$ at the n th SBS
y_{vght}^{nu}	Routing variable for tile $vght$ from the n th SBS or the MBS to user u
t_{app}	Playback delay
t_{disp}	Time duration of a GoP

a number of subproblems, where each subproblem consists of two components that are NP-hard. The first component is the caching component that can be translated to a set of 0-1 knapsack problems, while the second component can be translated to the multidimensional multiple choice knapsack problem. Both the 0-1 knapsack problem and the multidimensional multiple choice knapsack problem are known to be NP-hard [15].

To solve the problem efficiently, we simplify the original problem by introducing a fairness constraint with respect to the cache space allocation and the delivery delay per generation. Specifically, in order to ensure fairness regarding the cache, we limit the cache available for each generation to $\lfloor C_n/G \rfloor$. Similarly, for the delivery delay, we assume that the delay for delivering each generation is $t_{app}/G + t_{disp}$. This allows us to decompose the original problem in (10) into G subproblems $\mathcal{P}_1, \dots, \mathcal{P}_g, \dots, \mathcal{P}_G$, where:

$$\mathcal{P}_g : \max_{\mathbf{x}_g, \mathbf{y}_g} D_g \quad (11)$$

s.t.:

$$\mathbf{y}_g = (y_{vght}^{nu} \in \{0, 1\} : n \in \mathcal{N}_B, u \in \mathcal{U}, v \in \mathcal{V}, l \in \mathcal{L}, t \in \mathcal{T}) \quad (12)$$

$$\mathbf{x}_g = (x_{vght}^n \in \{0, 1\} : n \in \mathcal{N}, v \in \mathcal{V}, g \in \mathcal{G}, l \in \mathcal{L}, t \in \mathcal{T}) \quad (13)$$

$$\sum_{v \in \mathcal{V}} \sum_{l \in \mathcal{L}} \sum_{t \in \mathcal{T}} o_{vght} x_{vght}^n \leq C_n(g), \forall n \in \mathcal{N} \quad (14)$$

$$\sum_{n \in \mathcal{N}_B} \sum_{l \in \mathcal{L}} \sum_{t \in \mathcal{T}} o_{vght} d_{nu} \alpha_{nu} y_{vght}^{nu} \leq t(g), \forall u \in \mathcal{U}, v \in \mathcal{V} \quad (15)$$

$$y_{vght}^{nu} \leq z_{vght}^u \alpha_{nu} x_{vght}^n, \forall n \in \mathcal{N}, u \in \mathcal{U}, v \in \mathcal{V}, l \in \mathcal{L}, t \in \mathcal{T} \quad (16)$$

$$\sum_{n \in \mathcal{N}_B} y_{vght}^{nu} \leq 1, \forall u \in \mathcal{U}, v \in \mathcal{V}, l \in \mathcal{L}, t \in \mathcal{T} \quad (17)$$

$$\sum_{n \in \mathcal{N}_B} y_{vg(l+1)t}^{nu} \leq \sum_{n \in \mathcal{N}_B} y_{vght}^{nu}, \forall u \in \mathcal{U}, v \in \mathcal{V}, l \in \mathcal{L}, t \in \mathcal{T} \quad (18)$$

where

$$D_g = \frac{1}{\Delta} \sum_{n \in \mathcal{N}_B} \sum_{u \in \mathcal{U}} \sum_{v \in \mathcal{V}} \sum_{l \in \mathcal{L}} \sum_{t \in \mathcal{T}} z_{vght}^u \delta_{vght} \alpha_{nu} y_{vght}^{nu} \quad (19)$$

In the above subproblem, \mathbf{x}_g and \mathbf{y}_g correspond to the cache and routing variables for the g th GoP. Eq. (14) is the cache constraint of the subproblem \mathcal{P}_g . $C_n(g)$ stands for the cache space available for the g th GoP of SBS n and is defined as:

$$C_n(g) = \lfloor C_n/G + C_n^{rem}(g-1) \rfloor, \quad (20)$$

where $C_n^{rem}(g-1) \geq 0$ corresponds to the amount of cache that has not been filled in with content after solving subproblem \mathcal{P}_{g-1} . Similarly, Eq (15) is the delay constraint for the subproblem \mathcal{P}_g , where $t(g)$ represents the delivery delay of the g th GoP and is calculated as:

$$t(g) = t_{app}/G + t_{disp} + t^{rem}(g-1) \quad (21)$$

with $t^{rem}(g-1) \geq 0$ being the time remaining from the delivery of the previous generation. We would like to note that the above approach is one of the possible ways to impose fairness in cache allocation between GoPs and that the main aim of this paper is to show the advantages arising from the use of tiles and layers in 360° video caching and delivery. The employment of more advanced fairness policies would further improve the performance of the proposed system, however, it would not affect the derived conclusions regarding the benefits of exploiting tiles and layered encoding in caching and delivery systems. To obtain the global policy for routing and caching, i.e., \mathbf{x} and \mathbf{y} , we solve each subproblem sequentially starting from the first generation. After solving the subproblems for all generations, we combine the optimal routing and caching solutions \mathbf{x}_g and \mathbf{y}_g to obtain the global routing and caching policy. This procedure is summarized in Algorithm 1.

To further reduce the complexity of determining the optimal routing and caching solution for each subproblem \mathcal{P}_g , we use the method of the Lagrange partial relaxation. Specifically, we relax the constraint (16), which enables us to decompose each subproblem \mathcal{P}_g into two components: one that involves only the cache related variables of the original problem and another that involves only the delivery variables of the problem. Let us now define the set of Lagrange multipliers for every $g \in \mathcal{G}$ as follows:

$$\boldsymbol{\lambda}_g = (\lambda_{vght}^{nu} \geq 0, \forall n \in \mathcal{N}, u \in \mathcal{U}, v \in \mathcal{V}, l \in \mathcal{L}, t \in \mathcal{T}) \quad (22)$$

By relaxing the constraint in (16) we obtain the Lagrangian function:

$$L(\boldsymbol{\lambda}_g, \mathbf{x}_g, \mathbf{y}_g) = \max_{\mathbf{x}_g, \mathbf{y}_g} \frac{1}{\Delta} \left[\sum_{n \in \mathcal{N}} \sum_{u \in \mathcal{U}} \sum_{v \in \mathcal{V}} \sum_{l \in \mathcal{L}} \sum_{t \in \mathcal{T}} (z_{vght}^u \delta_{vght} \alpha_{nu} - \lambda_{vght}^{nu}) y_{vght}^{nu} + \sum_{u \in \mathcal{U}} \sum_{v \in \mathcal{V}} \sum_{l \in \mathcal{L}} \sum_{t \in \mathcal{T}} z_{vght}^u \delta_{vght} y_{vght}^{(N+1)u} + \sum_{n \in \mathcal{N}} \sum_{u \in \mathcal{U}} \sum_{v \in \mathcal{V}} \sum_{l \in \mathcal{L}} \sum_{t \in \mathcal{T}} \lambda_{vght}^{nu} z_{vght}^u \alpha_{nu} x_{vght}^n \right] \quad (23)$$

Thus, the Lagrangian dual problem can be expressed as:

$$\min_{\boldsymbol{\lambda}_g \geq 0} L(\boldsymbol{\lambda}_g, \mathbf{x}_g, \mathbf{y}_g) \quad (24)$$

Algorithm 1 Proposed Algorithm

1: Decompose \mathcal{P} into $\mathcal{P}_1, \dots, \mathcal{P}_g, \dots, \mathcal{P}_G$ according to Eq.

(11)

2: Set generation index $g \leftarrow 1$ 3: Set cache $C_n(1) \leftarrow \lfloor C_n/G \rfloor, \forall n \in \mathcal{N}$ 4: Set delay $t(1) \leftarrow t_{app}/G + t_{disp}$ 5: **while** $g \leq G$ **do**6: Determine optimal delivery and cache policy $\mathbf{x}_g, \mathbf{y}_g$ for g th GoP by solving \mathcal{P}_g 7: Compute $\forall n \in \mathcal{N}$

$$C_n^{rem}(g) \leftarrow C_n(g) - \sum_{v \in \mathcal{V}} \sum_{l \in \mathcal{L}} \sum_{t \in \mathcal{T}} o_{vght} x_{vght}^n$$

8: Compute

$$t^{rem}(g) \leftarrow t(g) - \sum_{n \in \mathcal{N}_B} \sum_{l \in \mathcal{L}} \sum_{t \in \mathcal{T}} o_{vght} d_{nu} \alpha_{nu} y_{vght}^{nu}$$

9: Update cache $C_n(g+1) \leftarrow \lfloor C_n/G + C_n^{rem}(g) \rfloor$ 10: Update delay $t(g+1) = t_{app}/G + t_{disp} + t^{rem}(g)$ 11: $g \leftarrow g + 1$ 12: **end while**13: $\mathbf{x} = \bigcup_{g \in \mathcal{G}} \mathbf{x}_g$ 14: $\mathbf{y} = \bigcup_{g \in \mathcal{G}} \mathbf{y}_g$

where $\mathbf{x}_g, \mathbf{y}_g$ satisfy (12)-(15), (17), (18). We can easily observe that the Lagrange function can be re-expressed as follows:

$$L(\boldsymbol{\lambda}_g, \mathbf{x}_g, \mathbf{y}_g) = f(\mathbf{x}_g) + k(\mathbf{y}_g) \quad (25)$$

where $f(\mathbf{x}_g)$ and $k(\mathbf{y}_g)$ correspond to two independent optimization sub-subproblems $P1_g$ and $P2_g$, respectively. These sub-subproblems are defined as:

$$P1_g : \max_{\mathbf{x}_g} \frac{1}{\Delta} \left[\sum_{n \in \mathcal{N}} \sum_{u \in \mathcal{U}} \sum_{v \in \mathcal{V}} \sum_{l \in \mathcal{L}} \sum_{t \in \mathcal{T}} \lambda_{vght}^{nu} z_{vght}^u \alpha_{nu} x_{vght}^n \right] \quad (26)$$

s.t.:

$$\sum_{v \in \mathcal{V}} \sum_{l \in \mathcal{L}} \sum_{t \in \mathcal{T}} o_{vght} x_{vght}^n \leq C_n(g), \forall n \in \mathcal{N}$$

$$\mathbf{x}_g = (x_{vght}^n \in \{0, 1\} : n \in \mathcal{N}, v \in \mathcal{V}, l \in \mathcal{L}, t \in \mathcal{T})$$

and

$$P2_g : \max_{\mathbf{y}_g} \frac{1}{\Delta} \left[\sum_{n \in \mathcal{N}} \sum_{u \in \mathcal{U}} \sum_{v \in \mathcal{V}} \sum_{l \in \mathcal{L}} \sum_{t \in \mathcal{T}} (z_{vght}^u \delta_{vght} \alpha_{nu} - \lambda_{vght}^{nu}) y_{vght}^{nu} + \sum_{u \in \mathcal{U}} \sum_{v \in \mathcal{V}} \sum_{l \in \mathcal{L}} \sum_{t \in \mathcal{T}} z_{vght}^u \delta_{vght} y_{vght}^{(N+1)u} \right] \quad (27)$$

s.t.:

$$\sum_{n \in \mathcal{N}_B} y_{vght}^{nu} \leq 1, \forall u \in \mathcal{U}, v \in \mathcal{V}, l \in \mathcal{L}, t \in \mathcal{T}$$

$$\sum_{n \in \mathcal{N}_B} y_{vg(l+1)t}^{nu} \leq \sum_{n \in \mathcal{N}_B} y_{vght}^{nu}, \forall u \in \mathcal{U}, v \in \mathcal{V}, l \in \mathcal{L}, t \in \mathcal{T}$$

$$\sum_{n \in \mathcal{N}_B} \sum_{l \in \mathcal{L}} \sum_{t \in \mathcal{T}} o_{vght} d_{nu} \alpha_{nu} y_{vght}^{nu} \leq t(g), \forall u \in \mathcal{U}, v \in \mathcal{V}$$

$$\mathbf{y}_g = (y_{vght}^{nu} \in \{0, 1\} : n \in \mathcal{N}_B, u \in \mathcal{U}, v \in \mathcal{V}, l \in \mathcal{L}, t \in \mathcal{T})$$

Since $P1_g$ involves only the caching variables \mathbf{x}_g of the subproblem \mathcal{P}_g , we refer to it as the *caching component*. In order to determine the optimal cache allocation \mathbf{x}_g for $P1_g$, the problem is further decomposed into N 0-1 knapsack problems, which can be solved independently using optimization methods such as Dynamic Programming [15]. In this case, we maximize the objective function of $P1_g$, considering that the cache space of each SBS is a knapsack.

The optimization subproblem $P2_g$ involves only the routing decision variables \mathbf{y}_g , hence it is called hereafter as the *routing component*. To find the optimal solution for the routing component we use CPLEX [35].

To solve the Lagrangian dual problem in (24), we apply the sub-gradient method to update the dual variables iteratively. Specifically, we start with non-negative values for the Lagrangian multiplier variables, and then based on the solution of the $P1_g$ and $P2_g$, in each iteration τ the dual variables are updated as follows:

$$\lambda_{vght}^{nu}(\tau + 1) = [\lambda_{vght}^{nu}(\tau) + \sigma(\tau) d(\lambda_{vght}^{nu}(\tau)) / d\tau]^+ \quad (28)$$

In (28), $[s]^+ = \max(0, s)$ is an operator that ensures that the dual variables cannot take negative values, and $\sigma(\tau)$ expresses the step size which controls the convergence properties of the sub-gradient algorithm at each iteration. In addition, $d(\lambda_{vght}^{nu}(\tau)) / d\tau$ expresses the sub-gradient of the dual problem with respect of $\lambda_{vght}^{nu}(\tau)$ and is given by:

$$\frac{d(\lambda_{vght}^{nu}(\tau))}{d\tau} = -y_{vght}^{nu}(\tau) + z_{vght}^u \delta_{vght} \alpha_{nu} x_{vght}^n(\tau) \quad (29)$$

If we denote by LB the Lower Bound of the subproblem \mathcal{P}_g , UB the value of the Lagrange function at iteration τ , and $\phi(\tau) = d(\boldsymbol{\lambda}(\tau)) / d\tau$ the subgradient, the step size can be easily calculated using the formula below:

$$\sigma(\tau) = w \frac{LB - UB}{\|\phi(\tau)\|^2} \quad (30)$$

In the above equation, $w \in (0, 2]$ is a positive constant that scales the step size. The value of the Upper Bound is the value of the Lagrange function at each iteration, while the Lower Bound equals to the value of the objective function of the subproblem \mathcal{P}_g , by finding a feasible solution to it. The overall algorithm is summarized in Algorithm 2, where the variable ϵ defines the maximum acceptable distance between the UB and the LB .

VI. PERFORMANCE EVALUATION

In this section, we evaluate the performance of the proposed algorithm exploiting cache collaboration and coding in multiple layers and tiles. First, we briefly describe all the schemes under comparison and give the simulation setup. Next, we provide experimental results that showcase the impact of the various system parameters on the performance of the proposed scheme. Finally, we discuss the convergence of the proposed algorithm.

Algorithm 2 Primal-Dual Algorithm

- 1: **Require:** $\tau = 1, \tau_{max} = 1000, \lambda_g(1) = 0.2, UB = +\infty,$
 $LB = -\infty, w \in (0, 2], \epsilon = 0.01$
 - 2: **while** $\left| \frac{UB-LB}{LB} \right| \geq \epsilon$ **and** $\tau \leq \tau_{max}$ **do**
 - 3: Determine $\mathbf{x}_g(\tau)$ by solving $P1_g$
 - 4: Determine $\mathbf{y}_g(\tau)$ by solving $P2_g$
 - 5: $UB = L(\lambda_g, \mathbf{x}_g, \mathbf{y}_g)$ and $\sigma(\tau) = w \frac{LB-UB}{\|\phi(\tau)\|^2}$
 - 6: Update Lower Bound (LB)
 - 7: Update the dual variables $\lambda_g(\tau + 1)$ using (28)
 - 8: Update $\tau = \tau + 1$
 - 9: **end while**
-

A. Simulation Setup

The schemes under comparison, including our proposed method, are described below:

- 1) *Independent Caching-No Tiles (ICNT)*: In this scheme, each video is encoded in a single quality layer and tile. We assume that each user is associated only with one SBS, which has the maximum signal-to-interference-plus-noise ration (SINR). The caching and delivery policy is found by solving (10) for each SBS separately. In this case, the caching and delivery variables are per video per GoP.
- 2) *Joint Caching-No Tiles (JCNT)*: In this scheme, again each video is encoded in a single quality layer and tile. Differently from ICNT, JCNT is a collaborative caching scheme that exploits the possible association of some users to more than one SBSs. The caching and routing decisions are jointly made using Algorithm 2. As previously, the caching and routing variables are per video per GoP as we do not use coding into multiple layers and tiles.
- 3) *Proposed Algorithm*: This is the proposed scheme where videos are encoded in multiple quality layers and tiles. Similarly, to JCNT collaboration opportunities among SBSs are exploited. In addition, this schemes exploits the granularity of encoding the video into multiple tiles and quality layers. Hence, the caching and routing decisions are jointly made on per tile and layer basis using Algorithm 2.

For both the proposed algorithm and JCNT the constant ϵ which controls the convergence is equal to 0.01. This ensures that UB and LB are close enough and the number of iterations required for the convergence of the algorithm is reasonable. The value of the weight w is set to 0.02, which was found by experimentation.

We assume for all conducted experiments a cellular network with 5 SBSs unless otherwise stated. The transmission radius of each SBS is set to $R_n = 200\text{m}$, while each SBS has cache capacity sufficient to store 10% of the size of the content library. The coverage radius of the MBS is set to $R_{N+1} = 1000\text{m}$, which is large enough to allow communica-

TABLE II
DISTORTION REDUCTION PER TILE AND LAYER FOR THE CONSIDERED VIDEO SEQUENCES

Video	O_{vg1t} (in Mbits)	O_{vg2t} (in Mbits)	δ_{vg1t}	δ_{vg2t}
“Hog Ride”	0.010	0.125	118	125
“Roller Coaster”	0.208	0.167	292	298
“Chariot Racer”	0.029	0.275	187	192

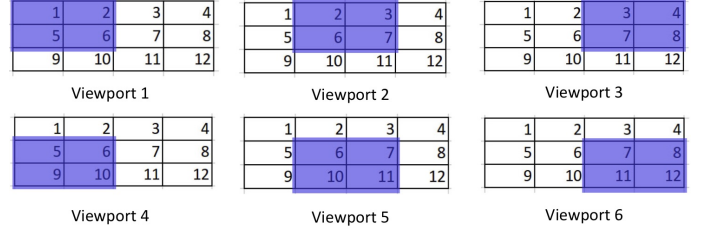


Fig. 3. Illustration of viewports considered for the evaluation. Numbers indicate tiles indices, while highlighted areas denote the viewports.

tion between the MBS and all SBSs. We consider 30 users, who are randomly placed in the coverage area of the SBSs. The transmission delay from a SBS to a user is set to $d_{nu} = 1 \text{ sec/Mbit } \forall n \in \mathcal{N}, \forall u \in \mathcal{U}$, while the transmission delay when the content has to be fetched from the backhaul to the user is $d_{(N+1)u} = 5 \text{ sec/Mbit } \forall u \in \mathcal{U}$.

The content library contains $V = 10$ videos with resolution 1280×720 . In our scheme the videos are encoded into $T = 12$ tiles per frame and $L = 2$ quality layers per tile. We assume that the size of each viewport is 2×2 tiles. Each video consists of $G = 30$ GoPs with duration of 1 sec per GoP. The playback delay t_{app} for each video is 1sec, and the display time of a GoP t_{disp} is 1 sec. The videos are encoded using the scalable extension (SHVC) [23] of HEVC/H.265 [36] standard, which allows encoding in tiles and layers. Although the results we obtain are for video sequences encoded by SHVC, the derived conclusions are valid for videos encoded in tiles and layers by other codecs as well.

For the sake of simplicity, we assume that 40% of the videos in the content library have similar characteristics with “Hog Rider” video sequence, 30% with “Roller Coaster” video sequence, while the remaining 30% with “Chariot Race” video sequence. These videos were obtained from YouTube. The average size and the distortion reduction per tile for both base and enhancement layers are given in Table II.

The probability that a specific video is requested by a user follows Zipfian distribution [37] with shape parameter $\eta = 1$. Hence, the probability that a user requests the video $v \in \mathcal{V}$ is calculated as

$$p_v = \frac{1/v^\eta}{\sum_{v \in \mathcal{V}} 1/v^\eta}.$$

Since the video is encoded in multiple layers and tiles, we assume that all users demand the base layer of the whole video of their preference (this provides a minimum reconstruction quality for all tiles) and the enhancement layer only for the tiles that form the requested viewport. To study the effect of non-uniform popularity of tiles we consider that each 360° video is available in six different viewports without allowing

viewports to fold around as shown in Fig. 3. Assuming that the requests for these viewports are uniform, results in central tiles (which belong to multiple viewports) having higher popularity.

As ICNT and JCNT schemes do not exploit encoding of 360° video into tiles and layers, we allow soft satisfaction of users' demands [38]. Specifically, when a viewport of a video requested by a user is not cached in an SBS, but another viewport of this video is cached in it, we assume that the cached viewport is delivered to the user. This way tiles that are in the overlap area of the requested and the delivered viewport are recovered at the highest quality, while the rest are recovered at the base quality. For example, if the requested and delivered viewports are viewports 1 and 2 in Fig. 3, respectively, tiles 2 and 6 will be recovered in high quality.

B. Parameter Analysis

1) *Cache Size*: We first study the impact of the cache size of SBSs on the achieved distortion reduction D as computed in (9). We vary the cache capacity C_n in the range $[5,25]\%$ of the size of the content library and measure the distortion reduction as the percent of the maximum achievable cumulative distortion reduction. The performance of the three schemes under comparison is shown in Fig. 4. We can observe that our proposed scheme outperforms the JCNT and ICNT schemes by a large margin, especially for small cache sizes. Specifically, we can see that when SBSs can cache 5% of the content library, which is common for networks handled by mobile network operators, the performance gap between the proposed algorithm and JCNT and ICNT is 36% and 42%, respectively. This gap is due to the fact that our scheme exploits SBSs collaboration and makes joint caching and routing decisions. However, unlike the JCNT scheme which also exploits collaboration between SBSs, our scheme significantly outperforms the latter as it takes advantage of video encoding in tiles and layers, i.e., smaller chunks of data. This permits to cache the most popular and significant chunks of data locally in the SBSs, while preserving high data diversity across the SBSs thanks to collaboration among SBSs. Thus the majority of requested tiles are delivered through local short range communication with low delay. Due to the encoding in tiles and layers (small chunks of data), the largest part of the remaining tiles, which are not cached locally, can be delivered from the backhaul within the delivery deadlines. This is often not possible in JCNT and ICNT where encoding is done in one layer and tile, and the delay constraint may not allow timely delivery of entire large data chunks. We can also observe from Fig. 4 that as SBSs can cache more content, the performance gap between the proposed algorithm and the schemes under comparison reduces. However, even when each SBS can cache 25% of the content catalogue, the proposed algorithm still outperforms JCNT and ICNT by 14% and 18%, respectively. The performance gap is smaller for such cache sizes because larger cache capacity permits ICNT and JCNT to cache more videos in SBSs and less requests need to be served through the backhaul links, enabling the timely delivery of more data. Finally, it is worth noting that the ICNT has the worst performance as it does not take advantage

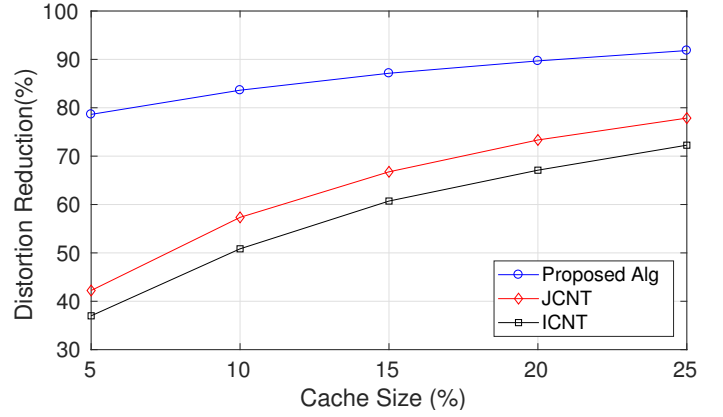


Fig. 4. Distortion reduction with respect to the cache size for all schemes under comparison.

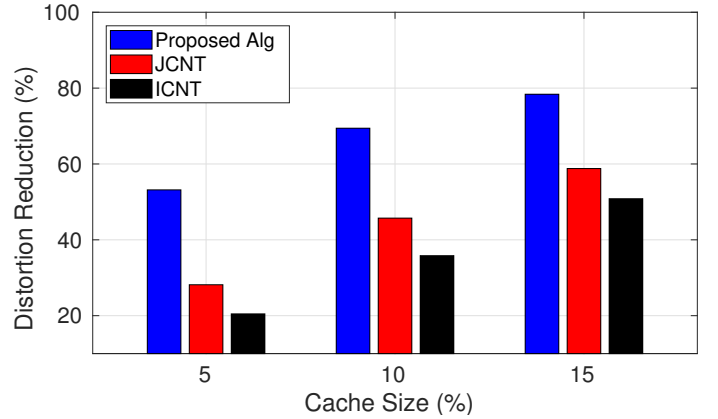


Fig. 5. Cache hit ratio with respect to the cache size for all schemes under comparison.

of collaboration among SBSs nor of tile encoding, which results in very limited diversity of content cached locally. The JCNT scheme performs better than the ICNT scheme, which is attributed to the fact that JCNT makes joint caching and routing decisions and exploits collaboration among SBSs. However, due to lack of granularity in caching and coding decisions, it cannot achieve the performance of the proposed scheme. The above discussion is verified by Fig. 5, which depicts the achieved cache hit ratio for various cache sizes for all the schemes under comparison. From this figure, we can note that for all cache sizes the proposed scheme achieves higher cache hit ratio. This means that the majority of requests are served locally from the SBSs caches without the need to use the backhaul links. On the contrary, the low cache hit ratio in the JCNT and ICNT schemes indicates that user requests are not served locally and content is fetched from the remote servers, which due to increased delivery delay and chunk size (compared to tile size in our scheme) may not be always delivered within the time constraints. This in turn results in small distortion reduction.

2) *SBS communication link delay*: In Fig. 6, we illustrate the effect of the delay of the communication link between the users and the SBSs on the distortion reduction D . In particular, we assume that the value of the SBS delay d_{nu} varies in the range $[0.5, 2.5]$ sec/Mbit, while the backhaul delay remains

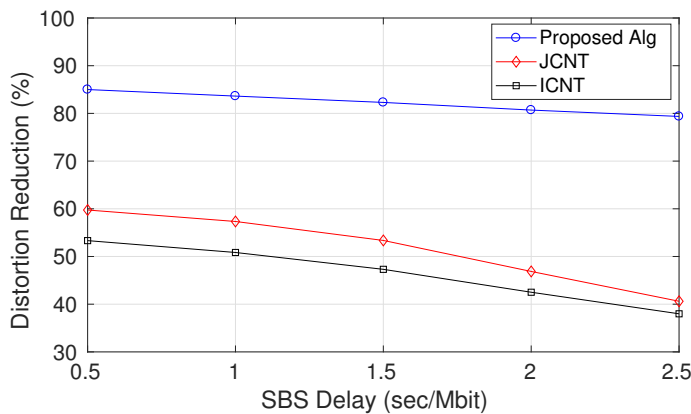


Fig. 6. Distortion reduction with respect to the SBS Delay for all schemes under comparison.

constant at 5 sec/Mbit. We can observe that an increase in the SBS delay (i.e., the communication link becomes slower) results in a decrease in distortion reduction D for all the schemes. We can note that the performance of the proposed algorithm is only slightly affected by the increase in the SBS delay ($\sim 5\%$). This is due to the fact that encoding in tiles and layers, which produces data chunks of small size, permits to deliver most of the requested tiles either locally from SBSs or through the backhaul link within the application delivery deadlines. On the contrary, in the ICNT and JCNT schemes that do not employ encoding into tiles and layers, the increase in the SBSs link delay prevents the timely delivery of large data chunks resulting in significant decrease in the achieved distortion reduction. The performance difference between the proposed algorithm and ICNT and JCNT grows from $\sim 30\%$ to $\sim 40\%$ as the link delay increases from 0.5 to 2.5 sec/Mbit. As in the previous comparison, the JCNT scheme performs better than the ICNT scheme due to the exploitation of the collaborative caching and routing opportunities.

3) *Backhaul link delay*: In Fig. 7, we compare the performance of all the schemes with respect to the backhaul delay. Specifically, we consider that the backhaul delay $d_{(N+1)u}$ takes values in the range [5, 15] sec/Mbit. From the results, we can conclude that an increase in the backhaul link delay results in users experiencing a lower distortion reduction. This happens because an increase in the backhaul delay results in less data being delivered through the backhaul link within the time constraint. For a delay of 5 sec/Mbit, the difference in the distortion reduction between the proposed method and ICNT and JCNT is 33% and 27%, respectively. By increasing the backhaul delay the proposed scheme is not affected significantly as the tiles of the requested videos are stored and delivered by the SBSs. In addition, due to the smaller size of the tiles compared to videos, more tiles can be delivered in time to the users through the backhaul even when the backhaul delay increases. ICNT and JCNT are affected more by this delay increment, and the performance gap grows to 38% and 29%, respectively.

4) *Video popularity distribution*: In Fig. 8, we examine the effect of the skewness parameter of the Zipfian distribution on the distortion reduction. To this end, we vary the shape parameter η from 0.5 up to 2.5. From the evaluation, it

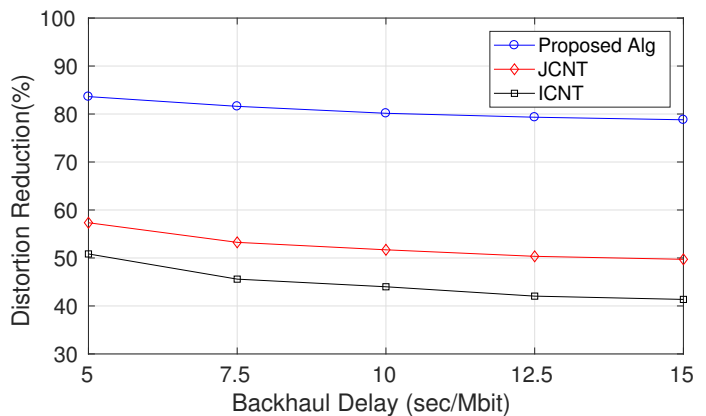


Fig. 7. Distortion reduction with respect to the Backhaul Delay for all schemes under comparison.

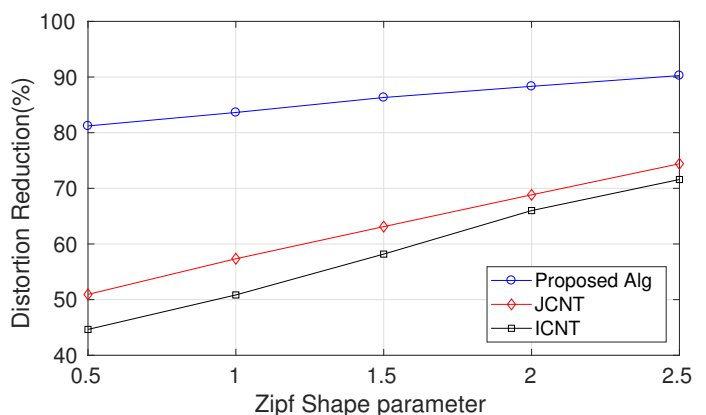


Fig. 8. Distortion reduction with respect to Zipf shape parameter for all schemes under comparison.

is obvious that an increase in the η value leads to higher distortion reduction for all the under-examination schemes. For small values of η , i.e., very diverse content demands, the difference between the proposed scheme and ICNT and JCNT is approximately 36% and 30%, respectively. This is due to the encoding in tiles which permits to cache the base layer tiles locally and hence satisfy most of the users requests with a basic video quality. This is not the case in ICNT and JCNT as without encoding in tiles and layers the local caches are occupied by large data chunks which can satisfy only a small percent of the diverse users' requests. The performance gap closes when η value becomes higher, as the majority of the user requests refer to a smaller number of videos. High η values are more beneficial for ICNT and JCNT schemes, as these schemes do not encode the video in tiles and layers, but even for such η values, ICNT and JCNT schemes performance remains inferior to the proposed scheme.

5) *Viewports popularity distribution*: We also study the effect of viewports popularity on the performance of the considered schemes. To this aim, we examine three viewport popularity distributions: (a) the viewport popularity distribution described in Section VI-A, which we term hereafter as "BiGauss" as according to this distribution the central tiles are more popular than the rest; (b) a uniform distribution where we consider all possible viewports (allowing viewports to fold around) with uniform popularity which results in uniform pop-

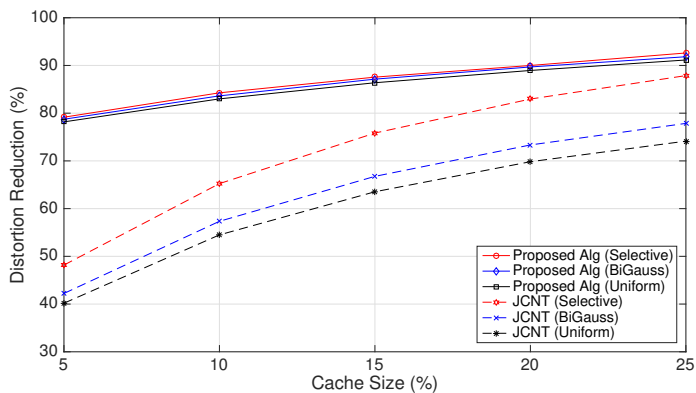


Fig. 9. Distortion reduction with respect to the cache size for the proposed scheme and JCNT considering three viewport popularity distributions.

ularity of tiles; and (c) a selective viewport distribution where for each video all users request the same viewport of this video. We compare the performance of the proposed scheme and the JCNT scheme. The results are presented in Fig. 9. As expected the more concentrated are users' requests in fewer tiles, the higher is the distortion reduction for both schemes. Further, we can see that the proposed scheme outperforms significantly JCNT because caching and delivery decisions are made per tile and tiles are of small size which means they can be delivered to the users within the delivery deadlines. The performance gains become smaller when the cache size increases. This is attributed to the fact that when cache space increases, JCNT can cache more than one viewports of popular videos assuming BiGauss or uniform distribution and more videos for selective distribution. For the proposed scheme the distortion reduction improvements are smaller, as already for small cache sizes our scheme is able to achieve distortion reductions that exceeds 80%. In the proposed scheme even when cache resources are scarce, thanks to tiles and layers granularity, the most popular tiles are cached locally at the SBS and the rest can be delivered through MBS.

6) *Network topology*: We explore how the density of SBSs impacts the performance of all schemes in Fig. 10. To perform this comparison, we add SBSs to the original network topology, by randomly placing them in the macrocell. We examine topologies with 5 up to 8 SBSs (recall that the original network setup had 5 SBSs). From the results, we can note that with more SBSs the distortion reduction improves for all the compared schemes and that the proposed scheme outperforms significantly ICNT and JCNT. This is attributed to the fact that more users are located in the overlap area of multiple SBSs. Hence, the proposed scheme and JCNT, which jointly decide the routing and caching policies, exploit the newly emerging caching opportunities. Also, we can see that the performance of ICNT improves as well. This is because higher SBSs density results in offloading more content to the SBSs, which limits the use of the backhaul link.

C. Convergence

For the sake of completeness, we examine the convergence of the proposed algorithm. Recall that each subproblem \mathcal{P}_g

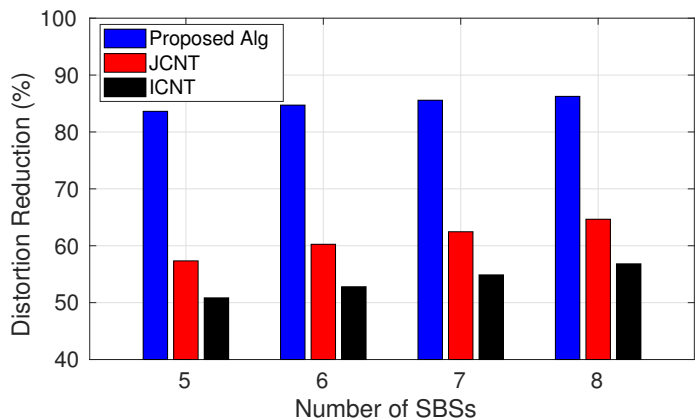


Fig. 10. Distortion reduction with respect to the density of the SBSs for all schemes under comparison.

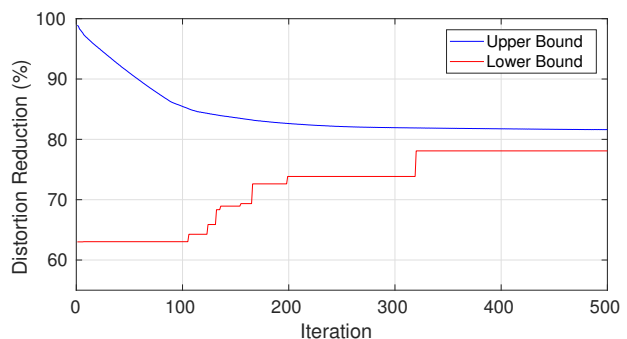


Fig. 11. Convergence of the proposed algorithm.

involves routing and caching decisions of g th GoP and is obtained by solving iteratively Algorithm 2. The convergence for subproblem \mathcal{P}_1 , i.e., for the first GoP, is depicted in Fig. 11. Similar convergence behavior is noticed for all GoPs, but is omitted here for brevity reasons. From Fig. 11, we can see that the proposed algorithm requires only a few hundreds iterations to converge. This is in accordance with the work in [39], where it was shown that the Lagrange partial relaxation method provides an Upper Bound when applied to \mathcal{P}_g , which is guaranteed to converge to the optimal value of the \mathcal{P}_g in a finite number of iterations.

VII. CONCLUSION

In this work, we studied the problem of the 360° video delivery and caching in cellular networks comprising an MBS and multiple SBSs that can collaborate. To maximize the quality of the video delivered to the end users, we exploit advanced video coding tools offered by video coding standards such as HEVC that permits encoding of video in multiple tiles and layers offering greater granularity of information. We also exploit SBSs collaboration opportunities to prevent neighboring SBSs from caching the same video data which reduces the load of the backhaul link. The proposed algorithm takes into consideration not only the content importance but also video popularity at tile level, to jointly decide the routing and caching policies. As the original problem is of high complexity, we decompose it into a number of subproblems, one

per each GoPs, which are then solved sequentially. To further reduce the complexity of the proposed algorithm, we decouple the subproblems into their routing and caching components and solve them using the Lagrange decomposition method. The experimental evaluation shows that collaborative caching and video encoding into tiles and quality layers allows to cache the most important data locally in the SBSs and deliver it in a timely manner to the users. Hence, the system outperforms significantly its counterparts that do not use collaboration and/or encoding into multiple tiles and quality layers.

REFERENCES

- [1] X. Corbillon, G. Simon, A. Devlic, and J. Chakareski, "Viewport-adaptive navigable 360-degree video delivery," in *Proc. of IEEE International Conference on Communications (ICC'17)*, Paris, France, May 2017.
- [2] D. Liu, B. Chen, C. Yang, and A. F. Molisch, "Caching at the wireless edge: design aspects, challenges, and future directions," *IEEE Communications Magazine*, vol. 54, no. 9, pp. 22–28, Sept. 2016.
- [3] J. Poderys, M. Artuso, C. M. O. Lensbl, H. L. Christiansen, and J. Soler, "Caching at the mobile edge: A practical implementation," *IEEE Access*, vol. 6, pp. 8630–8637, 2018.
- [4] T. X. Vu, S. Chatzinotas, and B. Ottersten, "Edge-caching wireless networks: Performance analysis and optimization," *IEEE Trans. on Wireless Communications*, vol. 17, no. 4, pp. 2827–2839, Apr. 2018.
- [5] Y. Wang, X. Tao, X. Zhang, and G. Mao, "Joint caching placement and user association for minimizing user download delay," *IEEE Access*, vol. 4, pp. 8625–8633, 2016.
- [6] P. Ostovari, J. Wu, and A. Khreishah, "Efficient online collaborative caching in cellular networks with multiple base stations," in *Proc. of IEEE Int. Conf. on Mobile Ad Hoc and Sensor Systems (MASS'16)*, Brasilia, Brazil, Oct. 2016, pp. 136–144.
- [7] Q. Gong, J. W. Woods, K. Kar, and J. Chakareski, "Fine-grained scalable video caching," in *Proc. of IEEE Int. Symp. on Multimedia (ISM'15)*, Miami, FL, USA, Dec. 2015, pp. 101–106.
- [8] B. Zhang, Z. Liu, S. H. G. Chan, and G. Cheung, "Collaborative wireless freeview video streaming with network coding," *IEEE Trans. on Multimedia*, vol. 18, no. 3, pp. 521–536, Mar. 2016.
- [9] K. Poularakis, G. Iosifidis, A. Argyriou, I. Koutsopoulos, and L. Tassiulas, "Caching and operator cooperation policies for layered video content delivery," in *Proc. of the IEEE Int. Conf. on Computer Communications (IEEE INFOCOM'16)*, San Francisco, CA, USA, Apr. 2016.
- [10] K. Poularakis, G. Iosifidis, A. Argyriou, I. Koutsopoulos, and L. Tassiulas, "Distributed caching algorithms in the realm of layered video streaming," *IEEE Trans. on Mobile Computing*, in press.
- [11] D. Grois, T. Nguyen, and D. Marpe, "Coding efficiency comparison of av1/vp9, h.265/mpeg-hevc, and h.264/mpeg-avc encoders," in *Proc. of Picture Coding Symposium 2016 (PCS'16)*, Nuremberg, Germany, Dec. 2016.
- [12] S. Rossi and L. Toni, "Navigation-aware adaptive streaming strategies for omnidirectional video," in *Proc. of IEEE 19th Int. Workshop on Multimedia Signal Processing (MMSP'17)*, Luton, UK, Oct. 2017.
- [13] A. Khreishah and J. Chakareski, "Collaborative caching for multicell-coordinated systems," in *Proc. of IEEE Int. Conf. on Computer Communications Workshops (INFOCOM WKSHPS'15)*, Hong Kong, China, Apr. 2015, pp. 257–262.
- [14] S. S. Krishnan and R. K. Sitaraman, "Video stream quality impacts viewer behavior: Inferring causality using quasi-experimental designs," *IEEE/ACM Trans. on Networking*, vol. 21, no. 6, pp. 2001–2014, Dec. 2013.
- [15] H. Kellerer, U. Pferschy, and D. Pisinger, *Knapsack Problems*. Springer, 2004.
- [16] M. M. Akbara, M. S. Rahmanb, M. Kaykobadb, E. Manninga, and G. Shojaa, "Solving the multidimensional multiple-choice knapsack problem by constructing convex hulls," *Computers and Operations Research*, vol. 33, no. 5, pp. 1259–1273, May 2006.
- [17] B. Perabathini, E. Batu, M. Kountouris, M. Debbah, and A. Conte, "Caching at the edge: A green perspective for 5g networks," in *Proc. of IEEE Int. Conf. on Communication Workshop (ICCW'15)*, London, UK, Jun. 2015, pp. 2830–2835.
- [18] S. Zhang, N. Zhang, P. Yang, and X. Shen, "Cost-effective cache deployment in mobile heterogeneous networks," *IEEE Trans. on Vehicular Technology*, vol. 66, no. 12, pp. 11 264–11 276, Dec. 2017.
- [19] M. Zink, K. Suh, Y. Gu, and J. Kurose, "Characteristics of youtube network traffic at a campus network - measurements, models, and implications," *Comput. Netw.*, vol. 53, no. 4, pp. 501–514, Mar. 2009.
- [20] X. Jiang, Z. Liu, L. Zhong, Y. Cui, and Y. Ji, "Coordinated edge-caching for content delivery in future internet architecture," in *Proc. of IEEE Global Communications Conf. (GLOBECOM'17)*, Singapore, Singapore, Dec. 2017.
- [21] G. Ma, Z. Wang, M. Zhang, J. Ye, M. Chen, and W. Zhu, "Understanding performance of edge content caching for mobile video streaming," *IEEE Journal on Selected Areas in Communications*, vol. 35, no. 5, pp. 1076–1089, May 2017.
- [22] J. George and S. Sebastian, "Cooperative caching strategy for video streaming in mobile networks," in *Proc. of Int. Conf. on Emerging Technological Trends (ICETT'16)*, Kollam, India, Oct. 2016.
- [23] J. M. Boyce, Y. Ye, J. Chen, and A. K. Ramasubramonian, "Overview of shvc: Scalable extensions of the high efficiency video coding standard," *IEEE Transactions on Circuits and Systems for Video Technology*, vol. 26, no. 1, pp. 20–34, Jan. 2016.
- [24] C. Zhan and Z. Wen, "Content cache placement for scalable video in heterogeneous wireless network," *IEEE Communications Letters*, vol. 21, no. 12, pp. 2714–2717, 2017 in press.
- [25] Z. Su, Q. Xu, F. Hou, Q. Yang, and Q. Qi, "Edge caching for layered video contents in mobile social networks," *IEEE Trans. on Multimedia*, vol. 19, no. 10, pp. 2210–2221, Oct. 2017.
- [26] G. Cheung, Z. Liu, Z. Ma, and J. Z. G. Tan, "ulti-stream switching for interactive virtual reality video streaming," in *Proc. of IEEE Int. Conf. on Image Processing (ICIP'17)*, Beijing, China, Sep. 2017.
- [27] R. Skupin, Y. Sanchez, C. Hellge, and T. Schierl, "Tile based hevc video for head mounted displays," in *Proc. of IEEE Int. Symp. on Multimedia (ISM'16)*, San Jose, CA, USA, Dec. 2016, pp. 399–400.
- [28] M. Hosseini, "View-aware tile-based adaptations in 360 virtual reality video streaming," in *Proc. of IEEE Int. Conf. on Virtual Reality (VR'17)*, Los Angeles, CA, USA, Mar. 2017, pp. 423–424.
- [29] J. Le Feuvre and C. Concolato, "Tiled-based adaptive streaming using mpeg-dash," in *Proc. of the 7th Int. Conf. on Multimedia Systems (MMSys'16)*, Klagenfurt, Austria, 2016, pp. 41–43.
- [30] A. Zare, A. Aminlou, M. M. Hannuksela, and M. Gabbouj, "Hevc-compliant tile-based streaming of panoramic video for virtual reality applications," in *Proc. of ACM on Multimedia Conf. (ACM MM'16)*, Amsterdam, Netherlands, 2016, pp. 601–605.
- [31] W. C. Lo, C. L. Fan, S. C. Yen, and C. H. Hsu, "Performance measurements of 360 video streaming to head-mounted displays over live 4g cellular networks," in *Proc. of 19th Asia-Pacific Network Operations and Management Symp. (APNOMS'17)*, Seoul, South Korea, Sep. 2017, pp. 205–210.
- [32] D. V. Nguyen, H. T. T. Tran, and T. C. Thang, "Impact of delays on 360-degree video communications," in *Proc. of TRON Symposium (TRONSHOW'17)*, Tokyo, Japan, Dec. 2017.
- [33] H. T. T. Tran, N. P. Ngoc, C. T. Pham, Y. J. Jung, and T. C. Thang, "A subjective study on qoe of 360 video for vr communication," in *Proc. of IEEE Int. Workshop on Multimedia Signal Processing (MMSP'17)*, Luton, UK, Oct. 2017.
- [34] H. T. T. Tran, N. P. Ngoc, C. M. Bui, M. H. Pham, and T. C. Thang, "An evaluation of quality metrics for 360 videos," in *Proc. of Int. Conf. on Ubiquitous and Future Networks (ICUFN'17)*, Milan, Italy, Jul. 2017, pp. 7–11.
- [35] ILOG CPLEX optimization studio. <http://is.gd/3GGOFp>.
- [36] G. J. Sullivan, J. R. Ohm, W. J. Han, and T. Wiegand, "Overview of the high efficiency video coding (hevc) standard," *IEEE Trans. on Circuits and Systems for Video Technology*, vol. 22, no. 12, pp. 1649–1668, Dec. 2012.
- [37] L. Alexander, R. Johnson, and J. Weiss, "Exploring zipf's law," *Teaching Mathematics and Its Applications: International Journal of the IMA*, vol. 17, no. 4, pp. 155–158, Dec 1998.
- [38] P. Sermppezis, T. Giannakas, T. Spyropoulos, and L. Vigneri, "Soft cache hits: Improving performance through recommendation and delivery of related content," *IEEE Journal on Selected Areas in Communications*, vol. 36, no. 6, pp. 1300–1313, Jun. 2018.
- [39] K. Poularakis, G. Iosifidis, A. Argyriou, and L. Tassiulas, "Video delivery over heterogeneous cellular networks: Optimizing cost and performance," in *Proc. of IEEE Int. Conf. on Computer Communications (INFOCOM'14)*, Toronto, ON, Canada, Apr. 2014, pp. 1078–1086.