

Dual Attention Networks for Visual Reference Resolution in Visual Dialog

Gi-Cheon Kang¹, Jaeseo Lim¹ and Byoung-Tak Zhang^{1,2}

¹Seoul National University

²Surromind Robotics

{chonkang, jaeseolim, btzhang}@snu.ac.kr

Abstract

Visual dialog (VisDial) is a task which requires an AI agent to answer a series of questions grounded in an image. Unlike in visual question answering (VQA), the series of questions should be able to capture a temporal context from a dialog history and exploit visually-grounded information. A problem called visual reference resolution involves these challenges, requiring the agent to resolve ambiguous references in a given question and find the references in a given image. In this paper, we propose Dual Attention Networks (DAN) for visual reference resolution. DAN consists of two kinds of attention networks, **REFER** and **FIND**. Specifically, REFER module learns latent relationships between a given question and a dialog history by employing a self-attention mechanism. FIND module takes image features and reference-aware representations (i.e., the output of REFER module) as input, and performs visual grounding via bottom-up attention mechanism. We qualitatively and quantitatively evaluate our model on VisDial v1.0 and v0.9 datasets, showing that DAN outperforms the previous state-of-the-art model by a significant margin (2.0% on NDCG).

1 Introduction

Thanks to the recent progress of computer vision and natural language processing, the field of developing a cognitive agent that can jointly understand vision and natural language information has been widely studied in artificial intelligence. Over the last few years, vision-language tasks such as image captioning [Xu *et al.*, 2015] and visual question answering (VQA) [Antol *et al.*, 2015; Anderson *et al.*, 2018] have provided a testbed for developing the cognitive agent. However, the agent performing these tasks still has a long way to go for being real-world applications (e.g., aiding visually impaired users, interacting with humanoid robots) in that it does not consider the continuous interaction with human. Specifically, the interaction in image captioning is that the agent simply talks to human about visual content, without any input from human. While the VQA agent takes a question as input, it is required to answer a *single* question about a given image.

To this end, visual dialog (VisDial) [Das *et al.*, 2017] task has been introduced as a generalized version of VQA. A dialog agent needs to answer a series of questions such as “How many people are in the image?”, “Are they indoors or outside?”, exploiting not only visually-grounded information but also contextual information from the previous dialog.

Recently, researchers have tackled a problem called visual reference resolution [Seo *et al.*, 2017; Kottur *et al.*, 2018; Niu *et al.*, 2018] in VisDial task. Visual reference resolution is to resolve ambiguous references on their own (e.g., it, they, any other) and ground them to a given image. To resolve visual references, [Seo *et al.*, 2017] proposed an attention memory which stores a sequence of previous visual attention maps in memory slots. They retrieved the previous visual attention maps by applying a soft attention over all the memory slots and combined it with a current visual attention. Furthermore, [Kottur *et al.*, 2018] attempted to resolve visual references at a word-level, relying on an off-the-shelf parser. Similar to the attention memory [Seo *et al.*, 2017], they proposed a reference pool which stores visual attention maps of recognized entities and retrieved the weighted sum of the visual attention maps by applying a soft attention. [Niu *et al.*, 2018] proposed a recursive visual attention model which recursively review the previous dialogs and refine the current visual attention. The recursion is continued until the question itself is determined to be unambiguous. A binary decision whether the questions is ambiguous or not is made by Gumbel-Softmax approximation [Jang *et al.*, 2016; Maddison *et al.*, 2016]. To resolve the visual references, above approaches attempted to retrieve the visual attention of previous dialog, and reflected it on the current visual attention. However, according to research related with human memory system, the human visual sensory-memory hardly stores all previous visual attentions as its rapid decay property [Sperling, 1960; Sergeant *et al.*, 2011].

We hypothesize that humans address the visual reference resolution through a two-step process: (1) linguistically resolve the ambiguous references by reviewing the previous dialogs and (2) find the resolved references in a given image. For example, as shown in Figure 1, the question “Does it look like a nice one?” is ambiguous on its own because we do not know what “it” refers to. So we believe that humans try to review the dialog history and find out “it” refers to the skateboard. After the reference resolution, we believe that

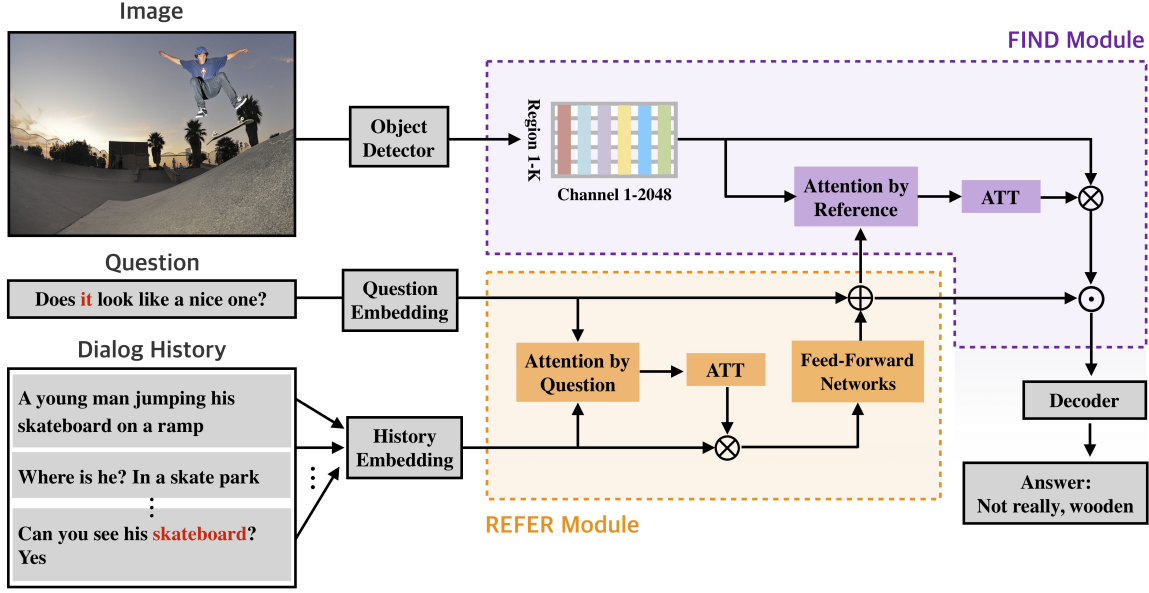


Figure 1: An overview of Dual Attention Networks (DAN). We propose two kinds of attention networks, REFER and FIND. REFER learns latent relationships between a given question and a dialog history to retrieve the relevant previous dialogs. FIND performs visual grounding, taking image features and reference-aware representations (*i.e.*, the output of REFER). \otimes , \oplus , and \odot denote matrix multiplication, concatenation and element-wise multiplication, respectively. The multi-layer perceptron is omitted in this figure for simplicity. Detailed operations are described in Sec. 2.

they will finally try to find the skateboard in the image and answer the question. For these processes, we propose Dual Attention Networks (DAN) which consists of two kinds of attention networks, REFER and FIND. REFER module learns to retrieve the relevant previous dialogs for resolving ambiguous references. Inspired by the self-attention mechanism [Vaswani *et al.*, 2017], REFER module computes multi-head attention over all previous dialogs, followed by feed-forward networks to get the reference-aware representations. FIND module takes image features and the reference-aware representations, and performs visual grounding via bottom-up attention mechanism. From this pipeline, we expect our proposed model to overcome the ambiguity in the given question and ground the resolved reference well to the given image.

The main contributions of this paper are as follows. First, we propose Dual Attention Networks (DAN) with the two hypotheses for visual reference resolution in visual dialog: REFER and FIND module. Second, we validate our proposed model on the large-scale datasets: VisDial v1.0 and VisDial v0.9. Our model achieves the new state-of-the-art results compared to other methods. We also conduct ablation studies to demonstrate the effectiveness of our proposed modules. Third, we perform qualitative analysis of our model, showing that our model reasonably attends to the previous dialogs and important image regions.

2 Proposed Algorithm

In this section, we formally describe the visual dialog task and our proposed algorithm, Dual Attention Networks (DAN). The visual dialog task [Das *et al.*, 2017] is defined as follows. A dialog agent is given input such as an image I , a follow-

up question at round t as Q_t , a dialog history (including the image caption) $H = (\underbrace{C}_{H_0}, \underbrace{(Q_1, A_1^{gt})}_{H_1}, \dots, \underbrace{(Q_{t-1}, A_{t-1}^{gt})}_{H_{t-1}})$ till

round $t - 1$. By using these inputs, the agent is asked to rank a list of 100 candidate answers, $A_t = \{A_t^1, \dots, A_t^{100}\}$. A_t^{gt} denotes the ground truth answer (*i.e.*, human response) at round t . Given the problem setup, DAN for visual dialog task can be framed as encoder-decoder architecture: (1) an encoder that jointly embeds the input (I, Q_t, H) and (2) a decoder that converts the embedded representation into the ranked list \hat{A}_t . From this point of view, DAN consists of three components which are REFER, FIND, and the answer decoder. As shown in Figure 1, REFER module learns to attend relevant previous dialogs to resolve the ambiguous references in a given question Q_t . FIND module learns to attend the spatial image features that the output of REFER module describes. Answer decoder ranks the list of candidate answers A_t given the output of FIND module.

We first introduce the image features, as well as the language features in Sec. 2.1 Then we explain in details of the architecture about REFER and FIND module in Sec. 2.2 and 2.3, respectively. Finally, we present the answer decoder in Sec. 2.4.

2.1 Input Representation

Image Features. Inspired by bottom-up attention [Anderson *et al.*, 2018], we use the Faster R-CNN [Ren *et al.*, 2015] pre-trained with Visual Genome [Krishna *et al.*, 2017] to extract the object-level image features. We denote the output features as $v \in \mathbb{R}^{K \times V}$, where K and V are the total number

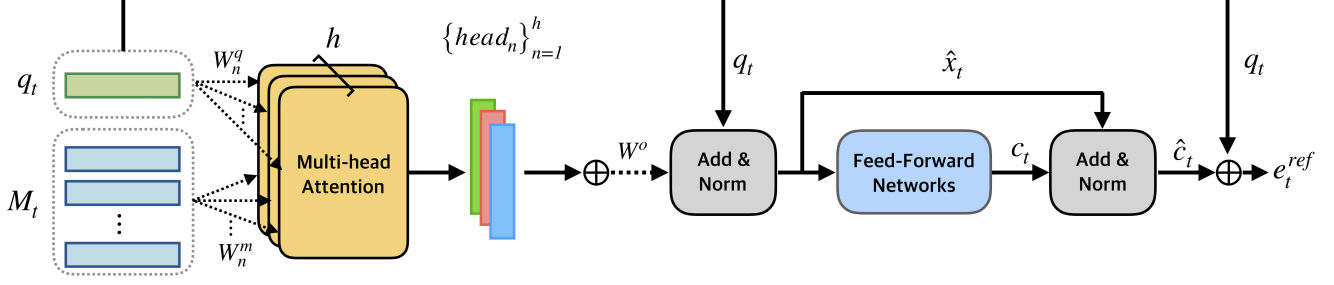


Figure 2: Illustration of the REFER module. REFER module focuses on the latent relationship between the follow-up question and a dialog history to resolve ambiguous references in the question. We employ two submodule: multi-head attention and feed-forward networks. Multi-head attention computes the h number of soft attentions over all elements of dialog history by using scaled dot product attention. Then, it returns the h number of heads which are weighted by the attentions. Followed by the two-layer feed-forward networks, REFER module finally returns the reference-aware representations e_t^{ref} . \oplus and Dotted line denote the concatenation operation and linear projection operation by the learnable matrices, respectively.

of object detection features per image and dimension of the each feature, respectively. We adaptively extract the number of object features K ranging from 10 to 100 for reflecting the complexity of each image. K is fixed during training.

Language Features. We first embed each of the words in the follow-up question Q_t to $\{w_{t,1}, \dots, w_{t,T}\}$ by using pre-trained GloVe [Pennington *et al.*, 2014] embeddings, where T denotes the number of tokens in Q_t . We then use a two-layer LSTM, generating a sequence of hidden states $\{u_{t,1}, \dots, u_{t,T}\}$. Note that we use the last hidden state of the LSTM $u_{t,T}$ as a question feature, denoted as $q_t \in \mathbb{R}^L$.

$$u_{t,i} = \text{LSTM}(w_{t,i}, u_{t,i-1}) \quad (1)$$

$$q_t = u_{t,T} \quad (2)$$

Also, each element of the dialog history $\{H_i\}_{i=0}^{t-1}$ and the candidate answers $\{A_i\}_{i=1}^{100}$ are embedded as the follow-up question, yielding $\{h_i\}_{i=0}^{t-1} \in \mathbb{R}^{t \times L}$ and $\{o_i\}_{i=1}^{100} \in \mathbb{R}^{100 \times L}$. Q_t , H , and A_t are embedded with same word embedding vector and three different LSTMs.

2.2 REFER Module

Given the question and dialog history features, REFER module aims to attend to the most relevant elements of dialog history with respect to the given question. Specifically, we first compute scaled dot product attention [Vaswani *et al.*, 2017] in multi-head settings which are called multi-head attention. Let q_t and $M_t = \{h_i\}_{i=0}^{t-1}$ be the question and dialog history feature vectors respectively. q_t and M_t are projected to d_{ref} dimensions by different, learnable projection matrices. We then conduct dot product of these two projected matrices, divide by $\sqrt{d_{ref}}$, and apply a softmax to obtain the attention weights on the all elements of dialog history.

$$head_n = \text{Attention}(q_t W_n^q, M_t W_n^m) \quad (3)$$

$$\text{where } \text{Attention}(\mathbf{a}, \mathbf{b}) = \text{softmax}\left(\frac{\mathbf{a}\mathbf{b}^\top}{\sqrt{d_{ref}}}\right)\mathbf{b} \quad (4)$$

where $W_n^q \in \mathbb{R}^{L \times d_{ref}}$ and $W_n^m \in \mathbb{R}^{L \times d_{ref}}$. Note that dot product attention is computed h times with different projection matrices, yielding $\{head_n\}_{n=1}^h$. Accordingly, we can get the multi-head representations x_t , concatenating all $\{head_n\}_{n=1}^h$, followed by linear projection. Also, we can compute \hat{x}_t by applying a residual connection [He *et al.*, 2016], followed by layer normalization [Ba *et al.*, 2016].

$$x_t = (head_1 \oplus \dots \oplus head_h) W^o \quad (5)$$

$$\hat{x}_t = \text{LayerNorm}(x_t + q_t) \quad (6)$$

where \oplus denotes the concatenation operation, and $W^o \in \mathbb{R}^{hd_{ref} \times L}$ is the projection matrix. Next, we apply \hat{x}_t to two-layer feed-forward networks with a ReLU activation in between, where $W_1^f \in \mathbb{R}^{L \times 2L}$ and $W_2^f \in \mathbb{R}^{2L \times L}$. The residual connection and layer normalization is also applied in this step.

$$c_t = \text{ReLU}(\hat{x}_t W_1^f + b_1^f) W_2^f + b_2^f \quad (7)$$

$$\hat{c}_t = \text{LayerNorm}(c_t + \hat{x}_t) \quad (8)$$

$$e_t^{ref} = \hat{c}_t \oplus q_t \quad (9)$$

Finally, REFER module returns the *reference-aware* representations by concatenating the contextual representation \hat{c}_t and the original question representation q_t , denoted as $e_t^{ref} \in \mathbb{R}^{2L}$. In this work, we use $d_{ref}=256$ and $h=4$. Figure 2 illustrates the pipeline of the REFER module.

2.3 FIND Module

Instead of relying on the visual attention maps of the previous dialogs as in [Seo *et al.*, 2017; Kottur *et al.*, 2018; Niu *et al.*, 2018], we would like the FIND module to attend to the most relevant regions of the image with respect to the reference-aware representations (*i.e.*, the output of REFER module). In order to implement the visual grounding for the reference-aware representations, we take inspiration from bottom-up attention mechanism [Anderson *et al.*, 2018]. Let $v \in \mathbb{R}^{K \times V}$ and $e_t^{ref} \in \mathbb{R}^{2L}$ be the image feature vectors and reference-aware representations, respectively. We first project these two vectors to d_{find} dimensions and compute soft attention over all the object detection features as follows:

$$r_t = f_v(v) \odot f_{ref}(e_t^{ref}) \quad (10)$$

$$\alpha_t = \text{softmax}(r_t W^r + b^r) \quad (11)$$

where $f_v(\cdot)$ and $f_{ref}(\cdot)$ denote the two-layer multi-layer perceptrons which convert to d_{find} dimensions, and $W^r \in \mathbb{R}^{d_{find} \times 1}$ is the projection matrix for the softmax activation. \odot denotes hadamard product (*i.e.*, element-wise multiplication). From these equations, we can get the visual attention weights $\alpha_t \in \mathbb{R}^{K \times 1}$. Next, we apply the visual attention weights to v and compute the vision-language joint representations as follows:

$$\hat{v}_t = \sum_{j=1}^K \alpha_{t,j} v_j \quad (12)$$

$$z_t = f'_v(\hat{v}_t) \odot f'_{ref}(e_t^{ref}) \quad (13)$$

$$e_t^{find} = z_t W^z + b^z \quad (14)$$

where $f'_v(\cdot)$ and $f'_{ref}(\cdot)$ also denote the two-layer multi-layer perceptrons which convert to d_{find} dimensions, and $W^z \in \mathbb{R}^{d_{find} \times L}$ is the projection matrix. Note that $e_t^{find} \in \mathbb{R}^L$ is the output representations of the encoder as well as FIND module, and given to the answer decoder to score the list of candidate answers. In this work, we use $d_{find}=1024$.

2.4 Answer Decoder

Answer decoder computes each score of candidate answers via a dot product with the embedded representation e_t^{find} , followed by a softmax activation to get a categorical distribution over the candidates. Let $O_t = \{o_t^i\}_{i=1}^{100} \in \mathbb{R}^{100 \times L}$ be the feature vectors of 100 candidate answers. The distribution p_t is formulated as follows:

$$p_t = \text{softmax}(e_t^{find} O_t^\top) \quad (15)$$

In training phase, DAN is optimized by minimizing the cross-entropy loss between the one-hot encoded label vector y_t and probability distribution p_t .

$$\mathcal{L}(\theta) = - \sum_k y_{t,k} \log p_{t,k} \quad (16)$$

Where $p_{t,k}$ denotes the probability of the k -th candidate answer at round t . In test phase, the list of candidate answers is ranked by the distribution p_t , and evaluated by some metrics.

3 Experiments

In this section, we describe in details of our experiments on the VisDial v1.0 and v0.9 datasets. We first introduce the VisDial datasets, evaluation metrics, and implementation details in Sec. 3.1, Sec. 3.2, and Sec. 3.3, respectively. Then we report the quantitative results by comparing our proposed model with the state-of-the-art approaches in Sec. 3.4. Then, we conduct the ablation studies by three criteria to report the relative contributions of each module in Sec. 3.5. Finally, we provide the qualitative analysis in Sec. 3.6.

3.1 Datasets

We evaluate our proposed model on the VisDial v0.9 and v1.0 dataset. VisDial v0.9 dataset [Das *et al.*, 2017] has collected via two subjects chatting about MS-COCO [Lin *et al.*, 2014] images. Each dialog is made up of an image, a caption from MS-COCO dataset and 10 QA pairs. As a result, VisDial v0.9 dataset contains 83k dialogs and 40k dialogs as train and validation splits, respectively. Recently, VisDial v1.0 dataset [Das *et al.*, 2017] has been released with an additional 10k COCO-like images from Flickr. Dialogs for the additional images have been collected similar to v0.9. Overall, VisDial v1.0 dataset contains 123k (all dialogs from v0.9), 2k, and 8k dialogs as train, validation, and test splits, respectively.

3.2 Evaluation Metrics

We evaluate individual responses at each question in a retrieval setting as suggested by [Das *et al.*, 2017]. Specifically, the dialog agent is given a list of 100 candidate answers of each question and asked to rank the list. There are three kinds of evaluation metrics for retrieval performance: (1) mean rank of human response, (2) recall@k (*i.e.*, existence of the human response in top-k ranked response), and (3) mean reciprocal rank (MRR). Mean rank, recall@k, and MRR are highly correlated with the rank of human response. In addition, [Das *et al.*, 2017] proposed to use the robust evaluation metric, normalized discounted cumulative gain (NDCG). NDCG takes into account all relevant answers from the ranked list, where the relevance scores are densely annotated for VisDial v1.0 test split. NDCG penalizes the lower rank of the candidate answers with high relevance scores.

3.3 Implementation Details

The dimension of image features V and hidden states in all LSTM L is 2048 and 512, respectively. Also, all the language inputs (*i.e.*, questions, captions, and answers) are embedded to a 300-dimensional vector initialized by GloVe embeddings [Pennington *et al.*, 2014]. The word embedding vector is fine-tuned during training. We apply Adam optimizer [Kingma and Ba, 2014] with learning rate 1×10^{-3} , decreased by 1×10^{-4} per epoch up to 7 epochs, decayed by 0.5 per epoch from 8 to 12 epochs. We also apply dropouts [Srivastava *et al.*, 2014] with ratio 0.2 for REFER and FIND module, and 0.5 for LSTM and the output of encoder.

	VisDial v1.0 (test-std)						VisDial v0.9 (val)				
	NDCG	MRR	R@1	R@5	R@10	Mean	MRR	R@1	R@5	R@10	Mean
LF	0.4531	0.5542	40.95	72.45	82.83	5.95	0.5807	43.82	74.68	84.07	5.78
HRE	0.4546	0.5416	39.93	70.45	81.50	6.41	0.5846	44.67	74.50	4.22	5.72
MN	0.4750	0.5549	40.98	72.30	83.30	5.92	0.5965	45.55	76.22	85.37	5.46
HCIAE	-	-	-	-	-	-	0.6222	48.48	78.75	87.59	4.81
AMEM	-	-	-	-	-	-	0.6227	48.53	78.66	87.43	4.86
CoAtt	-	-	-	-	-	-	0.6398	50.29	80.71	88.81	4.47
CorefNMN	0.5470	0.6150	47.55	78.10	88.80	4.40	0.6410	50.92	80.18	88.81	4.45
RvA	0.5559	0.6303	49.03	80.40	89.83	4.18	0.6634	52.71	82.97	90.73	3.93
DAN (ours)	0.5759	0.6320	49.63	79.75	89.35	4.30	0.6638	53.33	82.42	90.38	4.04

Table 1: Retrieval performance on VisDial v1.0 and v0.9 datasets, measured by normalized discounted cumulative gain (NDCG), mean reciprocal rank (MRR), recall @k (R@k), and mean rank. The higher the better for NDCG, MRR, and R@k, while the lower the better for mean rank. DAN outperforms all other models across NDCG, MRR, and R@1 on both datasets. NDCG is not supported in v0.9 dataset.

Model	NDCG	MRR	R@1	R@5	R@10	Mean
DL-61	0.5788	0.6342	49.30	80.77	90.68	3.97
USTC-YTH	0.5647	0.6144	47.65	78.13	87.88	4.65
MS ConvAI	0.5535	0.6327	49.53	80.40	89.60	4.15
DAN (ours)	0.5936	0.6492	51.28	81.60	90.88	3.92

Table 2: Test-std performance of ensemble model on VisDial v1.0 dataset. We excerpt top-three entries from VisDial Challenge 2018 Leaderboard.

Model	NDCG	MRR	R@1	R@5	R@10	Mean
DAN-R1	0.5725	0.6277	48.70	79.60	89.35	4.33
DAN-R2	0.5759	0.6320	49.63	79.75	89.35	4.30
DAN-R3	0.5711	0.6310	49.18	80.15	89.28	4.25
DAN-R4	0.5710	0.6283	48.88	80.25	89.38	4.28

Table 3: Test-std performance on VisDial v1.0 dataset for the number of REFER modules of DAN. DAN-R n indicates that DAN uses a stack of n identical REFER modules. We observe that DAN-R2 shows best performance on NDCG, MRR, and R@1.

3.4 Quantitative Results

Compared Methods. We compare our proposed model with the state-of-the-art approaches on VisDial v1.0 and v0.9 datasets, which can be categorized into three groups: (1) Fusion-based approaches (LF and HRE [Das *et al.*, 2017]), (2) Attention-based approaches (MN [Das *et al.*, 2017], HCIAE [Lu *et al.*, 2017] and CoAtt [Wu *et al.*, 2018]), and (3) Approaches that deal with visual reference resolution in VisDial (AMEM [Seo *et al.*, 2017], CorefNMN [Kottur *et al.*, 2018] and RvA [Niu *et al.*, 2018]). Our proposed model belongs to the third category.

Results on VisDial v1.0 and v0.9 datasets. As shown in Table 1, DAN significantly outperforms all other approaches on NDCG, MRR, and R@1, including the previous state-of-the-art method, RvA [Niu *et al.*, 2018]. Specifically, DAN improves approximately 2.0% on NDCG and 0.6% on R@1 in VisDial v1.0 dataset, and 0.62% on R@1 in VisDial

Model	MRR	R@1	R@5	R@10	Mean
DAN w/o FIND	0.5916	44.58	76.62	86.53	5.03
DAN w/o REFER	0.6118	47.16	78.00	87.77	4.71
DAN w/o RPN	0.6134	47.25	77.96	87.93	4.65
DAN	0.6415	50.60	80.87	89.79	4.18

Table 4: Ablation studies on VisDial v1.0 validation split. RPN denotes the region proposal networks.

v0.9 dataset. Note that we take advantage of the same image features and word-level features [Anderson *et al.*, 2018; Pennington *et al.*, 2014] as the recursive visual attention (RvA) model. The results indicate that DAN ranks higher than all other methods on both single ground-truth answer (R@1) and all relevant answers on average (NDCG).

Results of ensemble model. We report the performance of ensemble model to compare with the top-three entries in the leaderboard¹ of VisDial Challenge 2018. We ensemble six DAN models, using the number of heads (*i.e.*, h) ranging from one to six. We average the probability distribution (*i.e.*, p_t) of the six models to rank the candidate answers. As shown in Table 2, our model significantly outperforms all three challenge entries, including the challenge winner model from team DL-61. However, we cannot make an in-depth comparison with the entries because the approaches and other details (*e.g.*, features and the test-std performance of single-model) have not been published at the time of submission.

3.5 Ablation Study

Stack of REFER Modules. As in self-attention mechanism [Vaswani *et al.*, 2017], we stack the REFER modules up to four layers to get a high-level abstraction of the reference-aware representations. Specifically, for each pair of successive modules, the output of the previous REFER module is fed into the next REFER module as a query (*i.e.*, q_t). As

¹<https://evalai.cloudcv.org/web/challenges/challenge-page/103/leaderboard>

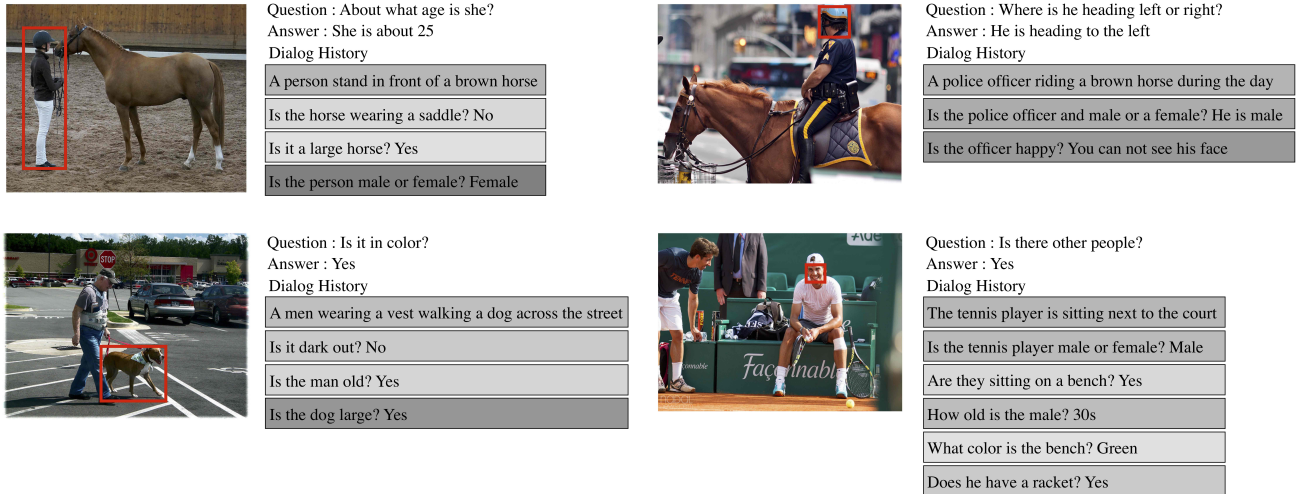


Figure 3: Qualitative results on the VisDial v1.0 dataset. We visualize the attention over dialog history from REFER module and the visual attention from FIND module. The object detection feature with highest attention weight is marked with red box. Also, the attention from REFER module is represented as shading, darker shading indicates the larger attention weight for each element of the dialog history. Our proposed model selectively pays attention to the previous dialogs and important image regions except right bottom example.

shown in Table 3, we observe that the two-layer REFER module (*i.e.*, DAN-R2) shows the best performance on NDCG and R@1. The following ablation studies will be conducted based on DAN-R2.

Image Features in FIND Module. To report the impact of image features, we replace the bottom-up attention features [Anderson *et al.*, 2018] with ImageNet pre-trained VGG-16 [Simonyan and Zisserman, 2014] features. In detail, we use the output of the VGG-16 *pool5* layer as image features. In Table 4, DAN w/o RPN denotes the use of the VGG-16 features. Similar to VQA task, we observe that DAN with bottom-up attention features achieves better performance than with VGG-16 features. In other words, the use of object-level features boosts the overall performance of DAN.

Use of Single Module. The first and second row in Table 4 show the performance of a single module. DAN w/o FIND denotes the use of REFER module only, and DAN w/o REFER denotes the use of FIND module only. Specifically, REFER-only model uses the output of REFER module as the encoder outputs. On the other hand, FIND-only model takes not the reference-aware representations (*i.e.*, e_t^{ref}) but the question feature. Both models show relatively poor performance compared with the dual module model. We believe that the results validate two hypotheses: (1) VisDial task requires contextual information from dialog history as well as the visually-grounded information. (2) REFER and FIND module have complementary modeling power.

3.6 Qualitative Analysis

Figure 3 shows the qualitative results of DAN. We visualize the attention over dialog history from REFER module, as well as the visual attention from FIND module. In case of the visual attention, we mark the object detection feature

with highest attention weight (*i.e.*, top-1) of each image. On the other hand, the attention weights from REFER module are calculated by averaging over all the attention heads. These attention weights are represented as shading; darker shading indicates the larger attention weight for each element of the dialog history. DAN reasonably attends to the previous dialogs and important image regions, and correctly responds to the questions which are ambiguous on their own. A right bottom example in Figure 3 shows unreasonable results, attending to the unexpected image regions. Although the follow-up question “Is there other people?” requires DAN to exclude the person who was appeared in the previous dialogs, DAN still attends to the person with the highest visual attention weight. Such kind of questions makes DAN challenging because it requires high-level reasoning.

4 Conclusion

We introduce Dual Attention Networks (DAN) for visual reference resolution in visual dialog task. DAN explicitly divides the visual reference resolution problem into a two-step process. Rather than relying on the previous visual attention maps as in prior works, DAN first linguistically resolves ambiguous references in a given question by using REFER module. Then, it grounds the resolved references in the image by using FIND module. We empirically validate our proposed model on VisDial v1.0 and v0.9 datasets. DAN achieves the new state-of-the-art performance, while being simpler and more grounded.

References

- [Anderson *et al.*, 2018] Peter Anderson, Xiaodong He, Chris Buehler, Damien Teney, Mark Johnson, Stephen Gould, and Lei Zhang. Bottom-up and top-down attention for image captioning and visual question answering. In *CVPR*, 2018.
- [Antol *et al.*, 2015] Stanislaw Antol, Aishwarya Agrawal, Jiasen Lu, Margaret Mitchell, Dhruv Batra, C Lawrence Zitnick, and Devi Parikh. Vqa: Visual question answering. In *Proceedings of the IEEE international conference on computer vision*, pages 2425–2433, 2015.
- [Ba *et al.*, 2016] Jimmy Lei Ba, Jamie Ryan Kiros, and Geoffrey E Hinton. Layer normalization. *arXiv preprint arXiv:1607.06450*, 2016.
- [Das *et al.*, 2017] Abhishek Das, Satwik Kottur, Khushi Gupta, Avi Singh, Deshraj Yadav, José MF Moura, Devi Parikh, and Dhruv Batra. Visual dialog. In *Proceedings of the IEEE Conference on Computer Vision and Pattern Recognition*, volume 2, 2017.
- [He *et al.*, 2016] Kaiming He, Xiangyu Zhang, Shaoqing Ren, and Jian Sun. Deep residual learning for image recognition. In *Proceedings of the IEEE conference on computer vision and pattern recognition*, pages 770–778, 2016.
- [Jang *et al.*, 2016] Eric Jang, Shixiang Gu, and Ben Poole. Categorical reparameterization with gumbel-softmax. *arXiv preprint arXiv:1611.01144*, 2016.
- [Kingma and Ba, 2014] Diederik P Kingma and Jimmy Ba. Adam: A method for stochastic optimization. *arXiv preprint arXiv:1412.6980*, 2014.
- [Kottur *et al.*, 2018] Satwik Kottur, José MF Moura, Devi Parikh, Dhruv Batra, and Marcus Rohrbach. Visual coreference resolution in visual dialog using neural module networks. In *Proceedings of the European Conference on Computer Vision (ECCV)*, pages 153–169, 2018.
- [Krishna *et al.*, 2017] Ranjay Krishna, Yuke Zhu, Oliver Groth, Justin Johnson, Kenji Hata, Joshua Kravitz, Stephanie Chen, Yannis Kalantidis, Li-Jia Li, David A Shamma, et al. Visual genome: Connecting language and vision using crowdsourced dense image annotations. *International Journal of Computer Vision*, 123(1):32–73, 2017.
- [Lin *et al.*, 2014] Tsung-Yi Lin, Michael Maire, Serge Belongie, James Hays, Pietro Perona, Deva Ramanan, Piotr Dollár, and C Lawrence Zitnick. Microsoft coco: Common objects in context. In *European conference on computer vision*, pages 740–755. Springer, 2014.
- [Lu *et al.*, 2017] Jiasen Lu, Anitha Kannan, Jianwei Yang, Devi Parikh, and Dhruv Batra. Best of both worlds: Transferring knowledge from discriminative learning to a generative visual dialog model. In *Advances in Neural Information Processing Systems*, pages 314–324, 2017.
- [Maddison *et al.*, 2016] Chris J Maddison, Andriy Mnih, and Yee Whye Teh. The concrete distribution: A continuous relaxation of discrete random variables. *arXiv preprint arXiv:1611.00712*, 2016.
- [Niu *et al.*, 2018] Yulei Niu, Hanwang Zhang, Manli Zhang, Jianhong Zhang, Zhiwu Lu, and Ji-Rong Wen. Recursive visual attention in visual dialog. *CoRR*, abs/1812.02664, 2018.
- [Pennington *et al.*, 2014] Jeffrey Pennington, Richard Socher, and Christopher Manning. Glove: Global vectors for word representation. In *Proceedings of the 2014 conference on empirical methods in natural language processing (EMNLP)*, pages 1532–1543, 2014.
- [Ren *et al.*, 2015] Shaoqing Ren, Kaiming He, Ross Girshick, and Jian Sun. Faster r-cnn: Towards real-time object detection with region proposal networks. In *Advances in neural information processing systems*, pages 91–99, 2015.
- [Seo *et al.*, 2017] Paul Hongsuck Seo, Andreas Lehrmann, Bohyung Han, and Leonid Sigal. Visual reference resolution using attention memory for visual dialog. In *Advances in neural information processing systems*, pages 3719–3729, 2017.
- [Sergent *et al.*, 2011] Claire Sergent, Christian C Ruff, Antoine Barbot, Jon Driver, and Geraint Rees. Top-down modulation of human early visual cortex after stimulus offset supports successful postcued report. *Journal of Cognitive Neuroscience*, 23(8):1921–1934, 2011.
- [Simonyan and Zisserman, 2014] Karen Simonyan and Andrew Zisserman. Very deep convolutional networks for large-scale image recognition. *arXiv preprint arXiv:1409.1556*, 2014.
- [Sperling, 1960] George Sperling. The information available in brief visual presentations. *Psychological monographs: General and applied*, 74(11):1, 1960.
- [Srivastava *et al.*, 2014] Nitish Srivastava, Geoffrey Hinton, Alex Krizhevsky, Ilya Sutskever, and Ruslan Salakhutdinov. Dropout: a simple way to prevent neural networks from overfitting. *The Journal of Machine Learning Research*, 15(1):1929–1958, 2014.
- [Vaswani *et al.*, 2017] Ashish Vaswani, Noam Shazeer, Niki Parmar, Jakob Uszkoreit, Llion Jones, Aidan N Gomez, Łukasz Kaiser, and Illia Polosukhin. Attention is all you need. In *Advances in Neural Information Processing Systems*, pages 5998–6008, 2017.
- [Wu *et al.*, 2018] Qi Wu, Peng Wang, Chunhua Shen, Ian Reid, and Anton van den Hengel. Are you talking to me? reasoned visual dialog generation through adversarial learning. In *Proceedings of the IEEE Conference on Computer Vision and Pattern Recognition*, pages 6106–6115, 2018.
- [Xu *et al.*, 2015] Kelvin Xu, Jimmy Ba, Ryan Kiros, Kyunghyun Cho, Aaron Courville, Ruslan Salakhutdinov, Rich Zemel, and Yoshua Bengio. Show, attend and tell: Neural image caption generation with visual attention. In *International conference on machine learning*, pages 2048–2057, 2015.