

# On constraint programming for a new flexible project scheduling problem with resource constraints

Viktoria A. Hauder <sup>a,b,\*</sup>, Andreas Beham <sup>a,c</sup>, Sebastian Raggl <sup>a</sup>, Sophie N. Parragh <sup>b</sup>, Michael Affenzeller <sup>a,c</sup>

<sup>a</sup> *Heuristic and Evolutionary Algorithms Laboratory,  
University of Applied Sciences Upper Austria, Softwarepark 13, 4232 Hagenberg*

<sup>b</sup> *Institute of Production and Logistics Management,  
Johannes Kepler University Linz, Altenberger Strasse 69, 4040 Linz*

<sup>c</sup> *Institute of Formal Models and Verification,  
Johannes Kepler University Linz, Altenberger Strasse 69, 4040 Linz*

---

## Abstract

Real-world project scheduling often requires flexibility in terms of the selection and the exact length of alternative production activities. Moreover, the simultaneous scheduling of multiple lots is mandatory in many production planning applications. To meet these requirements, a new flexible resource-constrained multi-project scheduling problem is introduced where both decisions (activity selection flexibility and time flexibility) are integrated. Besides the minimization of makespan, two alternative objectives inspired by a steel industry application case are presented: maximization of balanced length of selected activities (time balance) and maximization of balanced resource utilization (resource balance). New mixed integer and constraint programming models are proposed for the developed integrated flexible project scheduling problem. The real-world applicability of the suggested CP models is shown by solving large steel industry instances with the CP Optimizer of IBM ILOG CPLEX. Furthermore, generated benchmark instances on flexible resource-constrained project scheduling problems are solved to optimality.

*Keywords:* Combinatorial optimization, constraint programming, flexible multi-project scheduling, alternative routes, steel industry

---

---

\* Corresponding author: viktoria.hauder@fh-hagenberg.at

## 1. Introduction

Project scheduling is an essential operational task in different business areas where precedence relations and the access to limited resources have to be taken into account. Besides a large number of applications such as research and development or software development, another example is the scheduling of production activities (Brucker, Drexl, Möhring, Neumann, & Pesch, 1999; Hans, Herroelen, Leus, & Wullink, 2007; Hartmann & Briskorn, 2010; Voß & Witt, 2007). The underlying optimization problem is the well-known resource-constrained project scheduling problem (RCPSP) (Blazewicz, Lenstra, & Kan, 1983). This optimization problem characterizes a project where all included activities have to be scheduled in such a way that resource constraints and processing time restrictions are respected and precedence relations are considered. The most common objective is the minimization of the makespan (Hartmann & Briskorn, 2010; Kolisch & Hartmann, 2006).

Due to the aforementioned characteristics, the RCPSP has also been used to model industrial applications (Hartmann & Briskorn, 2010; Voß & Witt, 2007). In a manufacturing context, the consideration of flexibility and multiple lots are amongst others key factors for the real-world feasibility of an RCPSP. Decision-makers sometimes have the obligation to determine one out of several existing alternative activities or they have to decide on the exact length of an activity's duration. Precisely these descriptions meet the requirements for the scheduling process of the steel manufacturing case in this work. For the production of steel lots, there are alternative production activities for every lot. Due to existing technological requirements, activities are aggregated to a number of alternative routes per lot. Moreover, for every lot an individual delivery date has to be considered and one production route has to be selected. Once started, a chosen alternative route has to be finished. Routes of different lots can be scheduled concurrently and earliness is not permitted. Minimum and maximum allowed processing times are specified for activities due to an intentional degree of freedom within the production planning process of the manufacturer. As this means that processing times are of variable length, the start and the end time per activity have to be decided on during the optimization process. The manufacturer furthermore asks for an optimization with three alternative objective functions: minimization of makespan, maximization of balanced length of activity processing times (time balance), and maximization of balanced resource utilization (resource balance).

In the scientific literature, choices between various alternative activities are known as flexible project scheduling (Beck & Fox, 2000; Burgelman & Vanhoucke, 2018). Joint scheduling of multiple projects is considered as multi-project scheduling (Gonçalves, de Magalhães Mendes, & Resende, 2015; Lova & Tormos, 2001). Recent works on the RCPSP show that constraint programming (CP) is a promising solution approach in addition to many other well-studied exact and also heuristic optimization methods (Laborie, Rogerie, Shaw, & Vilím, 2018; Schnell & Hartl, 2017; Schwindt & Zimmermann, 2015). However, to the best of the authors' knowledge, no scientific works on the simultaneous consideration of flexibility and multiple projects as described for the steel production case above with a CP solution approach are available. As a result, the contribution of this work is fivefold.

- A new flexible resource-constrained multi-project scheduling problem (FRCMPSP) is introduced.
- Two mixed integer programming (MIP) models with three alternative objective functions are suggested for the FRCMPSP. First, an already existing flexible RCPSP presented by Tao & Dong (2017) is modified: activity selection flexibility can be considered for one or multiple lots with fixed processing times, which results in the FRCMPSP with activity selection flexibility (FRCMPSP-ASF). Second, a version of the FRCMPSP, which allows activity selection and time flexibility (FRCMPSP-ASTF) instead of fixed processing times is proposed.
- CP based models for the FRCMPSP-ASF and the FRCMPSP-ASTF are developed.
- Modeling approaches are compared on generated benchmark data sets, illustrating the advantage of using CP techniques.
- Real-world applicability is shown by solving large real-world inspired instances to optimality within less than 350 seconds of computation time.

The remainder of this paper is organized as follows. In Section 2, the real-world problem of the steel manufacturer is presented. Section 3 gives an extensive review of related literature. The developed mathematical problem formulations are proposed in Section 4, while Section 5 provides a detailed description of the created CP solution models. In Section 6, computational results are presented. Finally, Section 7 gives concluding remarks and suggestions for further research.

## **2. Problem statement**

This work is motivated by the production scheduling of semi-finished products, such as steel slabs, of a globally operating steel manufacturer. The considered products are large and bulky artefacts which are cast out of different sorts of metal. The manufacturer requires a schedule starting with predefined continuous casting programs and ending with customer deliveries. Produced goods are always delivered lot-wise to customers and it is possible to produce and thus, schedule multiple lots concurrently.

Every lot has to pass specific production and logistics steps within the manufacturing plant. These manipulations are called activities, tasks, or nodes and have to be distinguished from the term job, which corresponds to a customer order. Examples for activities are the transportation, the cooling or the warehousing phase of one lot. The production process of the semi-finished products includes such typical logistics activities since they are part of the development process of the final steel products ordered by the customers. Moreover, customers can specify individual requests concerning the final configuration of their ordered lots. Thus, not all lots use the same production activities and the sequence of utilized resources is not identical for all lots as it would be typical for flow shops (Voß & Witt, 2007).

In addition, the production process of every lot can be realized in various ways. This means that after a lot has been cast, one out of multiple possible alternative routes has to be selected. A route then consists of several activities in sequence. It must be made sure that within the selection process of alternative activities, specific precedence relations are taken into account. Only by considering these precedence relations, it can

be guaranteed that the different ordered final products always meet the individual customer requests, independently of the chosen selected alternative activities. To illustrate these selection possibilities and alternative production routes and thus, the resulting project flexibility, an example can be found in Fig. 1. To be able to guarantee the same final product (lot) regardless of the chosen alternative production route, prescribed technical relations have to be adhered to. This results in two different alternative production routes. Route alternative 1 implies the scheduling of (1) *cooling* – (2) *processing* – (3) *relocation* (6) *delivery*. For the second route alternative, (4) *warehousing* – (5) *transporting* – (6) *delivery* have to be scheduled.

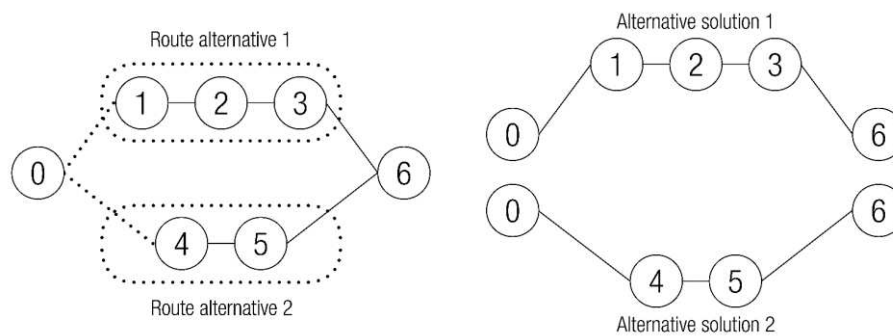


Fig. 1. Project flexibility through route alternatives.

Furthermore, time restrictions regarding processing times, idle times and due dates have to be respected. For different activities, different processing times have to be considered. Some production activities have fixed processing times, such as automated handover activities of semi-finished products. For other activities, minimum and maximum allowed processing times are defined. It could for instance, be the case that a cooling phase can take between 300 and 500 minutes, or a warehousing phase between 100 and 800 minutes. As a result, processing times and thus, also resource usage durations are flexible and have to be determined during the optimization process. Moreover, all activities of one lot have to be sequenced directly one after another within the production process, since idle times are not allowed. Idle times would result in a fictitious temporary disappearance of the semi-finished product during the production process. Activities of different lots can be scheduled concurrently, as long as resource constraints and precedence relations are satisfied. Thus, the production process of one lot (e.g. activities of lot 2) can be started before the previous lot is completely finished (e.g. activities of lot 1), and hence, before all necessary activities for the production of the previous lot are completed. Additionally, every customer specifies a delivery date (due date) for every ordered lot. Whereas lots cannot be delivered prior to the due date, tardiness is allowed.

Different renewable resources and related capacities have to be taken into account. Besides various types of vehicles, also warehouses and storage areas for cooling and heating phases are considered. Resource capacities and utilizations differ from each other. For some production resources such as the automated handover resource, concurrent use is not possible, i.e., it is always fully used by a maximum of two activities. Other resources such as warehouses have high and not fully utilized capacities. Non-renewable resources are not considered for the production scheduling process since they do not exist in this steel industry case.

Depending on the situation, the company partner plans to employ one out of three alternative objective functions: the standard makespan objective and two objectives aiming at well-balanced solutions. Balanced activity processing time (time balance) can be achieved by minimizing the difference between the biggest and the smallest activity time buffers (assuming variable processing times). Balanced resource utilization (resource balance) correlates with minimizing the sum of maximum concurrent resource utilization in relation to resource capacity.

The described scheduling of steel products can be modeled as a *resource-constrained project scheduling problem*, since precedence relations and limited renewable resources have to be taken into account (Blazewicz et al., 1983; Hartmann & Briskorn, 2010). The scheduling of multiple lots leads to a further extension, the resource-constrained *multi-project* scheduling problem (Hartmann & Briskorn, 2010; Pritsker, Waiters, & Wolfe, 1969). Moreover, *flexibility* concerning activity selection and activity processing times has to be incorporated. As a result, the treated problem integrates the two major decisions of activity selection and processing time determination. The following three alternative objectives are considered:

- Minimization of makespan.
- Minimization of different lengths of activity processing time buffers (time balance).
- Minimization of the maximum concurrent resource utilization in relation to resource capacity (resource balance).

Besides the presented objectives, the following restrictions have to be regarded:

- Precedence relations between and within projects (lots) have to be respected.
- For every production lot, one out of several alternative routes has to be selected (=activity selection flexibility).
- For every selected alternative route, all concerned activities have to be scheduled respecting the resource requirements.
- For activities with variable length, minimum and maximum processing times have to be taken into account (=time flexibility).
- No time lags or idle times are allowed between the execution of consecutive activities within one lot (activities of different lots are allowed to be scheduled concurrently and idle times are allowed).
- For all renewable resources, capacities are not allowed to be exceeded.
- Early delivery is not allowed (delivery dates of customers can be exceeded).

In connection with the here presented problem statement, in the next section the current state-of-the-art concerning the RCPSP and the related flexibility and multi-project extensions are presented.

### 3. Literature review

The RCPSP is a strongly NP-hard operational optimization problem (Blazewicz et al., 1983; Garey & Johnson, 1979; Hans et al., 2007). A project with  $j \in \{0, \dots, n + 1\}$  activities or nodes where 0 and  $n + 1$  are artificial or dummy nodes which represent the start and end of the project, is studied. Activities are not allowed to be preempted and every activity has a fixed processing time  $p_j$ . There is a set of renewable resources  $r \in \{1, \dots, R\}$  with a constant resource capacity  $C_r$  per period and every activity  $j$  has a constant demand  $c_{jr}$  per period of use. Precedence relations between activities have to be considered due to technological requirements and can be represented by an acyclic activity-on-node network. Hence, a set of predecessors  $i \in P_j$  is defined which has to be finished before activity  $j$  can be started. A schedule is created which integrates all activities and assigns a starting time  $S_j$  to every activity (Hartmann & Briskorn, 2010).

Besides the common objective of makespan minimization, also a wide variety of alternative objectives has been studied. One example is resource leveling which leads to the resource leveling problem (RLP) (Brucker et al., 1999; Hartmann & Briskorn, 2010; Pritsker et al., 1969). Neumann & Zimmermann (1999) categorize resource leveling objectives into three different classes. The aimed resource leveling in this work is part of class three of the mentioned classification, where varying resource utilization over time is minimized. The minimization of the total weighted sum of squared resource usage is regarded and weights are introduced by unit costs for different resource types (Li, Xiong, Liu, & Li, 2017; Neumann & Zimmermann, 1999).

Time flexibility, i.e. the consideration of a certain degree of freedom concerning the determination of time variables is another extension, which has already been taken into account in a number of works. A recent example is the work of Schnell & Hartl (2017) who work on a multi-mode resource-constrained project scheduling problem (MRCPSPP) with generalized precedence relations (GPR). A summary of further time extensions can be found in the work of Hartmann & Briskorn (2010). It is noted that flexible processing times as described in Section 2 should not be confused with GPR and thus, time lags, which define the possibility of postponing activities (Hartmann & Briskorn, 2010; Schnell & Hartl, 2017) but not of deciding on the exact length of flexible processing times.

Forbidden idle times between the execution of single activities are subsumed under scheduling with no-wait constraints, which is described as often necessary in a manufacturing context (Allahverdi, 2016; Naderi & Zandieh, 2014). Yuan, Jing, Huang, & Ren (2013) present no-wait constraints for steel production scheduling. However, they consider a flow shop and minimize the total completion time by applying the Shortest Processing Time (STP) first rule.

A great variety of exact and heuristic solution methods, such as dynamic or integer programming, branch and bound methods, priority rules, or evolutionary algorithms have been investigated (Hartmann & Briskorn, 2010). As the detailed presentation of algorithmic methods and the many existing extensions of the RCPSP is outside the scope of this work, the subsequent review is limited to flexible and multi-project scheduling and constraint programming. The interested reader is referred to the works of Artigues,

Demasse, Néon, & Sourd (2010); Brucker et al. (1999); Christodoulou, Michaelidou-Kamenou, & Ellinas (2015); Demeulemeester (2009); Hans et al. (2007); Hartmann & Briskorn (2010); Hartmann & Kolisch (2000); W Herroelen (2005); Willy Herroelen & Leus (2004, 2005); Rieck & Zimmermann (2015); Schwindt & Zimmermann (2015); Van Peteghem & Vanhoucke (2014) and Weglarz (2012) for an additional comprehensive examination.

### *3.1 Flexible and multi-project resource-constrained project scheduling*

Flexible project scheduling as a generalization of the RCPSP is also NP-hard (Blazewicz et al., 1983; Tao & Dong, 2017). It deals with the selection of the best out of multiple alternative activities (Beck & Fox, 2000; Burgelman & Vanhoucke, 2018). Already Pritsker (1966) has shown that besides so-called AND nodes which imply the selection of all successor nodes, also OR nodes can be introduced. OR nodes allow flexibility, as one out of multiple existing successor nodes is chosen. Johannes (2005) proves that the minimization of weighted completion times under consideration of OR precedence constraints is already NP-hard with one single resource. Čapek, Šuucha, & Hanzálek (2012) consider an RCPSP with alternative process plans for wire harnesses production. They propose an integer linear programming (ILP) model and a heuristic algorithm for real-world applicability. Kellenbrink & Helber (2015) examine an aircraft turnaround process and propose a genetic algorithm (GA) for the optimization of the developed flexible project structure. Vanhoucke & Coelho (2016) consider bidirectional relations besides AND/OR ones. They develop a satisfiability approach and show its competitiveness by the application on well-known benchmark datasets. Tao & Dong (2017) study an AND/OR network under consideration of alternative activity chains (RCPSP-AC), which builds the base for the development of our FRCMPSP. They show that their RCPSP-AC is a generalization of the multi-mode RCPSP and propose a simulated annealing procedure. Burgelman & Vanhoucke (2018) present a new flexible multi-mode project scheduling problem under maximization of weighted alternative execution modes and propose different ILP formulations.

The resource-constrained multi-project scheduling problem (RCMPSP) as another generalization of the RCPSP considers a set of multiple projects  $l \in \{1, \dots, L\}$  and activities  $j \in N_l = \{1, \dots, n + 1\}$  per project (Browning & Yassine, 2010a; Hartmann & Briskorn, 2010; Lova, Maroto, & Tormos, 2000). There are two possible ways for the representation of this multi-project variant. Through the single-project (SP) approach, all projects are cumulated into an activity-on-node network with one common dummy source and sink node (Lova & Tormos, 2001). Pritsker et al. (1969) were the first to suggest an additional sink node per project for the consideration of a due date per project within the SP approach. With the multi-project (MP) approach, source and sink nodes for every project are considered, and the connecting elements are commonly shared resources. Besides the works of Browning & Yassine (2010a, 2010b) and Gonçalves et al. (2015), recent works are for example the one of Asta, Karapetyan, Kheiri, Özcan, & Parkes (2016) who work on a multi-mode RCMPSP under consideration of the SP and the MP approach and propose a combination of monte-carlo and hyper-heuristic methods. Chakraborty, Sarker, & Essam (2017) suggest an evolutionary local

search method based on priority rules for the MP approach. An already existing example for a steel industry application of an SP approach for the RCMPSP is the work of Voß & Witt (2007). They model a hybrid flow shop scheduling problem as a multi-mode RCMPSP. Stages with variable capacities, waiting times between stages and renewable resources are considered. All existing stages must be traversed and different resources must be used. However, every machine only processes one job at a time, production routes are identical for every job and processing times are fixed. The objectives are the minimization of weighted tardiness and a maximized resource utilization. They apply dispatching rules, such as weighted earliest due date or weighted minimum slack (Lawrence & Morton, 1993), for solving large real-world instances.

### *3.2 Scheduling and constraint programming*

Constraint programming is a powerful optimization technique especially for combinatorial problems and thus, also for scheduling and real-world problems (Bockmayr, Hooker, K. Aardal, & Weismantel, 2005; Laborie et al., 2018; Vilím, Laborie, & Shaw, 2015). Bockmayr et al. (2005) present the general functionality of CP. They show similarities of CP and MIP methods such as the generation of branching trees. One dissimilarity is constraint propagation, which is part of CP and removes all values from domains, which cannot take part in any feasible solution. Laborie (2009), Laborie et al. (2018) and Vilím et al. (2015) describe the main ingredients of the CP optimization tool of IBM ILOG CPLEX, called CP Optimizer<sup>1</sup>, and illustrate its performance on scheduling and other real-world problems. Vilím et al. (2015) solve 535 out of 552 of the j30 PSPLIB benchmark instances (Kolisch & Sprecher, 1997). Detailed results are available in an online appendix<sup>2</sup>. The employed CP model is now shipped with the IBM ILOG CPLEX OPL suite where it can be found among the examples. Using this model, better bounds can be also obtained for the j50 benchmark instances of the MMLIB (Van Peteghem & Vanhoucke, 2014; Vanhoucke, Coelho, & Batselier, 2016). Since these results are currently not available, we provide our solutions with this model as supplementary data in Appendix D.

Besides the works of Altınakar, Caporossi, & Hertz (2016); Banaszak, Zaremba, & Muszyński (2009); Goel, Slusky, Van Hoeve, Furman, & Shao (2015); Liess & Michelon (2008); Novas & Henning (2014) and Wang, Meskens, & Duvivier (2015), recent works also show the compatibility of the CP methodology with the RCPSP. Schnell & Hartl (2016, 2017) develop and analyze exact algorithms, Boolean Satisfiability Solving (SAT) and CP approaches for the MRCPSP with GPR and present new best solutions for the benchmark instance sets of the MMLIB and the MMLIB+ (Van Peteghem & Vanhoucke, 2014; Vanhoucke et al., 2016). Kreter, Schutt, & Stuckey (2017) develop new CP models and a special propagator for the RCPSP with general temporal constraints and calendar constraints (RCPSP/max-cal) and provide optimal solutions for all benchmark data sets. Kreter, Schutt, Stuckey, & Zimmermann (2018) develop new MIP and CP models for

---

<sup>1</sup> <https://www.ibm.com/analytics/data-science/prescriptive-analytics/cplex-cp-optimizer>

<sup>2</sup> <http://vilim.eu/petr/cpaior2015-results.pdf>



resource availability cost problems and solve all open benchmark instances to optimality. Gökgür, Hnich, & Özpeynirci (2018) present new CP models for a parallel machine scheduling problem with tool loading and show their advantage in terms of a shorter computation time.

In the following sections, new MIP and CP models are proposed for the problem described in Section 2, considering fixed and flexible processing times.

#### 4. Mixed integer programming models

In this section, MIP formulations for the introduced flexible resource-constrained multi-project scheduling problem (FRCMPSP) with fixed and with flexible (=variable) processing times are presented. Section 4.1 provides basic assumptions and necessary notations. Our MIP model for the FRCMPSP with activity selection flexibility and fixed processing times (FRCMPSP-ASF) is based on the work of Tao & Dong (2017), involving several modifications. It is presented in Section 4.2. In Section 4.3, we formally define the FRCMPSP with activity selection and time flexibility (FRCMPSP-ASTF) and the two alternative objective functions concerning time and resource balance.

##### 4.1. MIP assumptions and notations

For the FRCMPSP, all operations which have to be performed are called activities (or tasks or nodes) and are distinguished from the term job (or lot), which corresponds to a customer order. Precedence relations are defined using an activity-on-node project network. Every activity  $i, j \in \{0, \dots, n + 1\}$  has a specific task, except nodes 0 and  $n + 1$ , which are dummy production process source and sink nodes. “Activity 1” could for example be the heating of a manufactured product, and “activity 2” the transportation of a product. For the consideration of one sink node per lot and thus, per project, the subset  $\mathcal{L} \subseteq \mathcal{J}$  is introduced. Every sink node corresponds to one customer delivery activity and therefore represents the completion of one lot. This kind of consideration corresponds to the SP-approach with one sink node per project. With the set  $\mathcal{T}$ , time slots  $t \in \{0, 1, \dots, T\}$  and the maximum planning horizon are defined for the production process. The complete list of notations is given in Table 1.

Table 1. MIP model notations

<b>Indices</b>	
$i, j$	Activities
$l$	Lot
$t, \tau$	Time periods
$r$	Resource
<b>Sets</b>	
$\mathcal{J}$	Set of activities $i, j \in \{0, 1, \dots, n + 1\}$
$\mathcal{L}$	Set of delivery activities $\mathcal{L} \subseteq \mathcal{J}$
$\mathcal{T}$	Set of time slots $t, \tau \in \{0, 1, \dots, T\}$

$\mathcal{R}$	Set of renewable resources $r \in \{1, \dots, R\}$
$\mathcal{R}^*$	Set of renewable resources $\mathcal{R}^* \subseteq \mathcal{R}$ considered for resource balance
$\mathcal{N}$	Set of non-renewable resources $r \in \{1, \dots, N\}$

#### Parameters

$A_{ij}$	Activity-adjacency matrix $A_{ij} = 1$ if $j$ is the direct successor of $i$ and 0 otherwise
$f_j$	Activity type $f_j = 1$ if activity $j$ is an AND activity, $f_j = 0$ if activity $j$ is an OR activity
$a_j$	Minimum allowed processing time (duration) of activity $j$
$b_j$	Maximum allowed processing time (duration) of activity $j$
$p_j$	Fixed processing time of activity $j$
$D_j$	Delivery time (due date) of activity $j \in \mathcal{L}$
$C_r$	Capacity (availability) of resource $r$
$c_{jr}$	Demand (requirement) of activity $j$ of resource $r$
$M$	An arbitrarily selected large constant ("big M")

#### Decision variables

$x_j$	= 1 if activity $j$ is selected for the production process and 0 otherwise
$s_{jt}$	= 1 if activity $j$ is selected to start at time slot $t$ and 0 otherwise
$w_{jt}$	= 1 if activity $j$ is selected to be worked on (processed) at time slot $t$ and 0 otherwise
$y_{jt}$	= 1 if activity $j$ is selected and completed at time slot $t$ and 0 otherwise
$B$	Largest time buffer of the whole network
$S$	Smallest time buffer of the whole network
$u_r$	Maximum resource utilization (peak usage) of resource $r \in \mathcal{R}^*$

---

#### 4.2. FRCMPSP-ASF: MIP model

With the following MIP model, activity selection flexibility (ASF) is considered for the optimization of one or multiple lots. It is an extended version of the RCPSP with alternative activity chains (RCPSP-AC) originally presented by Tao & Dong (2017). We added constraint (2) and adapted constraints (4)-(6) to obtain the following model:

$$\text{Minimize } \sum_{t \in \mathcal{T}} t \cdot y_{n+1t} \quad (1)$$

subject to

$$x_0 = 1 \quad (2)$$

$$\sum_{t \in \mathcal{T}} y_{it} = x_i \quad \forall i \in \mathcal{J}, \quad (3)$$

$$\sum_{j \in \mathcal{J}} A_{ij} \cdot x_j = x_i \quad \forall i \in \mathcal{J}, \quad \text{if } f_i = 0, \quad (4)$$

$$A_{ij} \cdot x_i \leq x_j \quad \forall i, j \in \mathcal{J}, \quad \text{if } f_i = 1, \quad (5)$$

$$A_{ij} \left( \sum_{t \in \mathcal{T}} t \cdot y_{it} \right) + (x_j + x_i - 2) \cdot M \leq \sum_{t \in \mathcal{T}} t \cdot y_{jt} - p_j \quad \forall i, j \in \mathcal{J}, \quad (6)$$

$$\sum_{i \in \mathcal{J}} \sum_{\tau=t}^{t+p_i-1} y_{i\tau} \cdot c_{i\tau} \leq C_r \quad \forall r \in \mathcal{R}, t \in \mathcal{T}, \quad (7)$$

$$\sum_{i \in \mathcal{J}} x_i \cdot c_{ir} \leq C_r \quad \forall r \in \mathcal{N}, t \in \mathcal{T}, \quad (8)$$

$$x_i \in \{0,1\} \quad \forall i \in \mathcal{J}, \quad (9)$$

$$y_{it} \in \{0,1\} \quad \forall i \in \mathcal{J}, t \in \mathcal{T}. \quad (10)$$

Objective function (1) minimizes the makespan of the project. With the newly added constraint (2), the project (production process) has to be started. Without the consideration of this condition, an optimization leads to a result of 0. Restrictions (3) define that every selected activity has to be finished exactly once. With altered constraints (4)-(5) activity selection flexibility relations are considered. If an activity is an OR node, only one of its successors in the project network must be selected. If an activity is an AND node, all successors have to be selected. Modified restrictions (6) guarantee that no activity within one production route can be started before the predecessor activities of this route are finished and that only activities can be selected which are related to each other. Idle times are allowed, also between successor activities and not only between those of different lots. Conditions (7)-(8) make sure that capacity restrictions for renewable and non-renewable resources are met. Constraints (9)-(10) define decision variables as binary ones.

It is noted that with the consideration of the two activity types AND/OR ( $f_j = 1 / f_j = 0$ ), it can happen that additional nodes appear in the solution of an optimization although they do not belong to the chosen alternative route of the optimizer. This is possible since there is no restriction in the MIP model to select exactly one activity route after an OR activity and no additional activities out of other alternatives. These additional selected activities do not increase or influence a minimization objective since they are considered as a separate schedule by the MIP model optimization. They can be deleted in a manual post-processing step. Alternatively, a third activity type  $f_j = 2$  for every customer delivery node  $j$  and a related new constraint, which forbids the explained additional node selection, can be introduced:

$$\sum_{i \in \mathcal{J}} A_{ij} \cdot x_j = x_j \quad \forall j \in \mathcal{J}, \quad \text{if } f_j = 2. \quad (11)$$

With constraint (11) it is guaranteed that if one production route is selected, no additional activities of other routes within the project (lot) can be selected. Preliminary experiments showed that it is more efficient to use the post-processing step. Therefore, we use this approach in our experimental results.

### 4.3. FRCMPSP-ASTF: MIP model

We now present the new flexible multi-project scheduling problem with activity selection and time flexibility (ASTF). It represents the application case of the steel manufacturer described in Section 2. For the consideration of activity selection and time flexibility, new variables and constraints are introduced. Parameters  $a_j$  and  $b_j$  define minimum and maximum allowed processing times of activities and related

decision variables  $s_{jt}$ ,  $w_{jt}$ , and  $y_{jt}$  decide on start, processing, and end times for every activity. Non-renewable resources are not considered, since the steel manufacturer only works with renewable ones.

$$\text{Minimize } \sum_{t \in \mathcal{T}} t \cdot y_{n+1t} \quad (12)$$

subject to

$$s_{00} = 1 \quad (13)$$

$$\sum_{t \in \mathcal{T}} s_{it} = x_i \quad \forall i \in \mathcal{J}, \quad (14)$$

$$\sum_{t \in \mathcal{T}} y_{it} = x_i \quad \forall i \in \mathcal{J}, \quad (15)$$

$$\sum_{j \in \mathcal{J}} A_{ij} \cdot x_j = x_i \quad \forall i \in \mathcal{J}, \quad \text{if } f_i = 0, \quad (16)$$

$$A_{ij} \cdot x_i \leq x_j \quad \forall i, j \in \mathcal{J}, \quad \text{if } f_i = 1, \quad (17)$$

$$\sum_{i \in \mathcal{J}} A_{ij} \cdot x_j = x_j \quad \forall j \in \mathcal{J}, \quad \text{if } f_j = 2, \quad (18)$$

$$\sum_{j \in \mathcal{J}} A_{ij} \cdot s_{jt} = y_{it} \quad \forall i \in \mathcal{J}, t \in \mathcal{T}, \quad \text{if } f_i = 0 \text{ and } f_j \leq 1, \quad (19)$$

$$y_{it} \cdot A_{ij} = s_{jt} \quad \forall i, j \in \mathcal{J}, t \in \mathcal{T}, \quad \text{if } f_i = 1 \text{ and } f_j \leq 1, \quad (20)$$

$$\sum_{i \in \mathcal{J}} A_{ij} \cdot y_{it} = s_{jt} \quad \forall j \in \mathcal{J}, t \in \mathcal{T}, \quad \text{if } f_j = 2, \quad (21)$$

$$\sum_{t \in \mathcal{T}} t \cdot y_{it} \leq \sum_{t \in \mathcal{T}} t \cdot s_{n+1t} \quad \forall i \in \mathcal{L}, \quad (22)$$

$$\sum_{\tau=1}^t (s_{i\tau} - y_{i\tau}) = w_{it} \quad \forall i \in \mathcal{J}, t \in \mathcal{T}, \quad (23)$$

$$a_i \cdot x_i \leq \sum_{\tau \in \mathcal{T}} w_{i\tau} \quad \forall i \in \mathcal{J}, \quad (24)$$

$$b_i \cdot x_i \geq \sum_{\tau \in \mathcal{T}} w_{i\tau} \quad \forall i \in \mathcal{J}, \quad (25)$$

$$\sum_{t \in \mathcal{T}} t \cdot y_{it} \geq D_i \quad \forall i \in \mathcal{L}, \quad (26)$$

$$\sum_{i \in \mathcal{J}} (w_{it} \cdot c_{ir}) \leq C_r \quad \forall r \in \mathcal{R}, t \in \mathcal{T}, \quad (27)$$

$$x_i \in \{0,1\} \quad \forall i \in \mathcal{J}, \quad (28)$$

$$s_{it}, w_{it}, y_{it} \in \{0,1\} \quad \forall i \in \mathcal{J}, t \in \mathcal{T}. \quad (29)$$

Objective function (12) minimizes the makespan of the whole production process. Condition (13) starts the production process with the first activity 0 at the first time slot  $t = 0$ . Restrictions (14)-(15) define that every activity has to be started and finished exactly once. With constraints (16)-(21), flexibility in terms of activity

selection and variable processing times is determined. Conditions (16)-(17) have already been necessary for the consideration of fixed processing times for the FRCMPSP-ASF in Section 4.2. Constraints (18) with the flexibility type  $f_j = 2$  are mandatory now in contrary to the FRCMPSP-ASF in Section 4.2. The reason is that it satisfies together with constraints (21) the mandatory requirement of forbidden idle times between activity processing times within every lot. Conditions (19) and (20) are also new and guarantee the possibility of flexible processing times for AND/OR activities. It is assured that within one route, an activity  $j$  has to be started at the finishing time of predecessor activity  $i$  (no idle times are allowed) and that only activities can be selected which are in a precedence relationship. Constraints (22) ensure that all lots have to be finished before the whole project (production process) can be finished. With restrictions (23) it is guaranteed that every time slot  $t$  which is used for the processing of one activity  $i$  has to be between its decided start and end time. Conditions (24)-(25) ensure that the flexible processing time for every activity complies with its defined minimum and maximum allowed processing times. Constraints (26) make sure that the production of one lot cannot be finished earlier than its delivery time and thus that tardiness is allowed but earliness is not. Conditions (27) represent capacity restrictions for renewable resources. Constraints (28)-(29) define all decision variables as Boolean ones.

In the following paragraphs, we present two alternative objective functions. The first one concerns the imbalance between time buffers and thus, the duration (length) of different activities. As a result, the time balance of activities is maximized. Decision variables  $B$  and  $S$  decide on the largest and smallest time buffers within the whole project. Similar approaches can for example be found for the Vehicle Routing Problem (VRP) with route balancing where the difference between individual route lengths is minimized (Matl, Hartl, & Vidal, 2017).

$$\text{Minimize } B - S \quad (30)$$

Objective function (30) minimizes the different lengths of activity durations. In addition to the already presented restrictions (13)-(29) for the FRCMPSP-ASTF, three further conditions are necessary:

$$\sum_{t \in \mathcal{T}} w_{it} + (1 - x_i) \cdot M - x_i \cdot a_i \geq S \quad \forall i \in \mathcal{J}, \quad (31)$$

$$\sum_{t \in \mathcal{T}} w_{it} - x_i \cdot a_i \leq B \quad \forall i \in \mathcal{J}, \quad (32)$$

$$B \geq 0, S \geq 0. \quad (33)$$

With the newly introduced constraints (31)-(32), it is guaranteed that minimum and maximum time buffers are connected to working times of activities. Conditions (33) restrict decision variables to be of non-negative values.

The third objective function aims at a balanced resource utilization. As described in the literature overview in Section 3, in existing works on resource leveling problems, total weighted sums of squared resource usages are considered for the minimization of varying resource utilization over time. Weights are

represented by unit costs of resources (Li et al., 2017; Neumann & Zimmermann, 1999). In the case of the FRCMPSP-ASTF, costs are not considered. The steel manufacturer classifies all renewable resources  $\mathcal{R}^* \subseteq \mathcal{R}$  as equally important. We use the decision variable  $u_r$  for concerned resources  $r \in \mathcal{R}^*$  to denote the maximum concurrent usage of one resource  $r$ . The resource balance objective function can now be formulated as follows:

$$\text{Minimize } \max_{r \in \mathcal{R}^*} (u_r / C_r) \quad (34)$$

Objective function (34) minimizes the different peak usage of concerned renewable resources  $\mathcal{R}^*$ . In addition to constraints (13)-(26) and (28)-(29), the following conditions are necessary:

$$\sum_{i \in \mathcal{J}} (w_{it} \cdot c_{ir}) \leq u_r \quad \forall r \in \mathcal{R}^*, t \in \mathcal{T}, \quad (35)$$

$$u_r \leq C_r \quad \forall r \in \mathcal{R}^*, \quad (36)$$

$$\sum_{i \in \mathcal{J}} (w_{it} \cdot c_{ir}) \leq C_r \quad \forall r \in \mathcal{R} \setminus \mathcal{R}^*, t \in \mathcal{T}, \quad (37)$$

$$u_r \geq 0 \quad \forall r \in \mathcal{R}^*. \quad (38)$$

With restrictions (35)-(37), condition (27) is replaced. With the new constraints, capacity restrictions are satisfied for all renewable resources. Constraint (38) guarantees non-negative values for the new decision variable.

## 5. Constraint programming models

Motivated by the recent success of CP based exact methods in the scheduling domain (Laborie et al., 2018; Vilím et al., 2015), we now propose CP models for the FRCMPSP which can be solved by the CP Optimizer of IBM ILOG CPLEX. We first describe the main building blocks of the CP Optimizer in Section 5.1, how decision variables and constraints have to be expressed, and how our problem has to be transformed in order to fit this modeling framework. Thereafter, in Sections 5.2 and 5.3, the developed CP models for the FRCMPSP-ASF and the FRCMPSP-ASTF are presented.

### 5.1. Constraint programming with the CP Optimizer: expressions and notations

Besides the possibility of implementing MIP models, IBM ILOG CPLEX also provides the constraint programming framework CP Optimizer, as already mentioned in Section 3. Basically, when working with the CP Optimizer, a so-called three-stage method is used by starting with a problem description, developing a problem model, and finally, carrying out the solution process<sup>3</sup>. For stage one, the problem description, we refer to the previous sections. In order to carry out stage two, we first explain all used expressions of the CP Optimizer and then describe the employed strategies for developing the CP models for the FRCMPSP.

<sup>3</sup> <https://www.ibm.com/analytics/cplex-cp-optimizer>

The CP modeling process works with different expressions. There are decision variables with a specific domain of allowed values and corresponding functions and expressions, which constrain them. Moreover, a model can be solved with and without an objective function. If an objective function is given, it is considered as another constraint within the solution process and the solver tries to find the optimal solution for this objective function. At the beginning of the solution process, constraint propagation is employed and several search heuristics are applied (Laborie et al., 2018). For the CP models presented in this work, one can distinguish between decision variables, expressions for decision variables and resource functions, which are described afterwards based on the explanations in Laborie et al. (2018); Vilím et al. (2015) and the CP Optimizer tutorial<sup>4</sup>.

*Decision expressions:* With the decision variable  $interval(w_j)$ , an interval of time  $w$  (a range or duration) is expressed for every activity  $j$ . Intervals are flexible in two ways: First, intervals can be of variable length (=time flexibility). Second, activities can be left unperformed, which is necessary as there are alternative routes and therefore some activities which have to be skipped (=activity selection flexibility). Concerning the time flexibility, it can be the case that intervals must be of different lengths, e.g. activity 1 has to be processed between 10 and 20 time units and activity 2 between 50 and 90 units. Thus, a general minimum and maximum duration is defined by the introduction of an overall allowed time range: The project horizon  $T$  is used as a constant, which limits the maximum length of the interval decision variable in contrary to the MIP models in Section 4 where  $t \in \{0,1, \dots, T\}$  was a necessary index for decision variables. In addition, activity selection flexibility is considered by the statement “optional”. As a result, for the FRCMPSP, `dvar interval(w_j) optional in 0..T` is introduced.

*Logical relation expressions:* With the expression `presenceOf(w_j)`, the mandatory presence of interval variables is defined.

*Time expressions:* With the expressions `endAtStart(w_i, w_j)` and `endBeforeStart(w_i, w_j)`, time positions of intervals are defined. Hence, two consecutive activities are processed without or with allowed idle times. With the expressions `startOf(w_j)`, `endOf(w_j)`, and `lengthOf(w_j)`, the start and end time and the exact processing time (=duration or length) of an  $interval(w_j)$  are determined. In the case of optional intervals, a second definition of these functions allows specifying an invariant value as otherwise, this value is presumed to be 0. For instance `lengthOf(w_j, x)` returns  $x$  if  $w_j$  is not selected but `lengthOf(w_j)` returns 0 if  $w_j$  is not selected. To guarantee the validity of some of the developed constraints for the FRCMPSP, such an invariant value is specified.

*Alternative expressions:* With the `alternative(w_i, {w_j, w_k})` expression, the possibility of choosing between different alternative activities  $j$  and  $k$  is modeled. If node  $i$  is present, exactly *one* out of multiple alternative nodes  $\{j, k\}$  can be selected and the selected alternative node *must* start and end together with

---

<sup>4</sup> <https://www.ibm.com/analytics/cplex-cp-optimizer>

node  $i$ . However, in the FRCMPSP, a node  $i$  cannot always start and end together with a successor node  $\{j, k\}$  due to specified time restrictions and precedence relations. Thus, for every OR node  $i$  which implies a decision on a successor activity, one meta (=dummy) alternative node  $meta_a$  is introduced. This  $meta_a$  node then exactly starts and ends with the corresponding selected successor node  $j$  or  $k$ . To allow  $meta_a$  nodes to be of different lengths, its maximum allowed processing time is set to the project horizon  $T$ . In Fig. 2, the introduction of the necessary  $meta_a$  nodes, inspired by the work of Tao & Dong (2017), is illustrated. On the left, an example AND/OR network with nested OR nodes 1 and 3 and selection relations  $\{1, 2\}$  or  $\{1, 3\}$  and  $\{3, 6\}$  or  $\{3, 7\}$  is depicted. The CP transformation on the right requires the introduction of  $meta_a$  node 9 for OR node 1. Node 9 can start and end together with the selected successor 2 or 3. Exactly the same logic is applied for the nested OR node 3. In the CP adjacencies, the described selection relations of nested OR nodes 1 and 3 are not necessary. Instead, the relations of OR nodes with the  $meta_a$  nodes  $\{1, 9\}$  and  $\{3, 10\}$  are inserted. The successor selection relations of the  $meta_a$  nodes  $(9 \{2, 3\})$  and  $(10 \{6, 7\})$  are transferred to the CP alternatives.

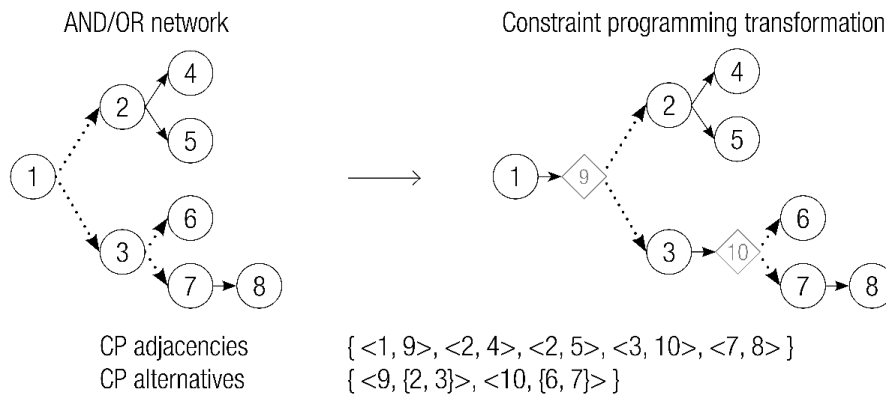


Fig. 2. Introduction of meta (dummy) nodes for the `alternative()` expression.

*Span expressions:* With the  $\text{span}(w_i, \{w_j, w_k\})$  expression, all activities  $j$  and  $k$  are included (spanned), if an activity  $i$  is selected. In an activity-on-node network with nested OR nodes and one common end node, which is only allowed to be started after *all* predecessors are scheduled, exactly this expression is necessary. The before described `alternative()` expression would not be enough, since only one predecessor and one successor node can start and end together but not all activities can be included. For every node which implies a decision on a successor activity route, and thus, a relation which includes more than one node, one meta (=dummy) span activity of the type  $meta_s$  is introduced. In Fig. 3, an example AND/OR network with one common end node 14 is shown on the left and the corresponding CP transformation is presented on the right. The OR nodes 1 and 3 are linked to  $meta_a$  alternative nodes 9 and 10 as already described for Fig. 2. However, the new common project end node 14 can only start if all predecessor nodes are finished. Hence, for every OR node, which includes more than one successor node, one additional  $meta_s$  node is necessary: OR node 1 has two successor relations: The first relation has three nodes  $\{2, 4, 5\}$  and thus, gets  $meta_s$  node 11. The second with four nodes  $\{3, 6, 7, 8\}$  is linked to  $meta_s$  node 12. The nested OR node 3 also has two successor relations. The first relation includes only one successor node  $\{6\}$  and therefore, does not require



additional meta nodes. However, the second successor relation  $\{7, 8\}$  contains more than one node and thus, the  $meta_s$  node 13 is introduced. The span nodes are linked to the first node of a span successor relation in the CP adjacencies, e.g. span node 11 is linked to node 2. All further span and alternative relations are transferred to CP alternatives and CP spans instead of an inclusion into the adjacencies.

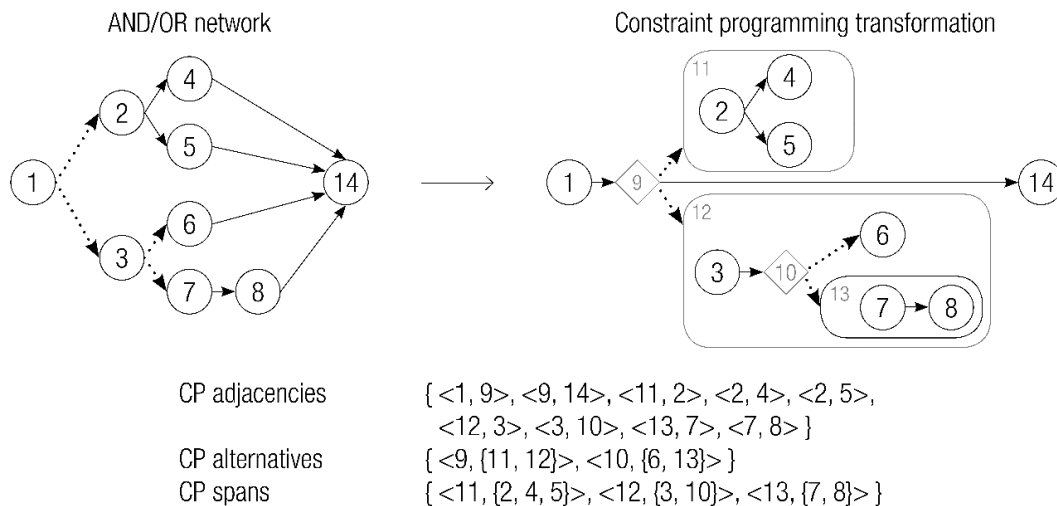


Fig. 3. Introduction of meta (dummy) nodes for `alternative()` and `span()` expression.

*Resource function:* Besides selection relations of AND/OR nodes, satisfied resource constraints are of equal importance for the scheduling optimization. With the function `cumulative`  $q_r(w, c_r, C_r)$  it is possible to express the cumulative usage  $q$  of a renewable resource  $r \in \mathcal{R}$  over time for every activity  $j$  (Aggoun & Beldiceanu, 1993; Baptiste, Le Pape, & Nuijten, 2001). This expression only counts the demand  $c_r$  of one activity if the corresponding optional  $interval(w_j)$  is actually used and only allows an accumulation until resource capacities  $C_r$  are exploited. As a result, the consideration of activity selection flexibility and time flexibility is taken care of in the `cumulative` expression.

The following Table 2 gives all notations, which are used for the development of the two CP models for the FRCMPSP-ASF and the FRCMPSP-ASTF.

Table 2. CP model notations

Indices	
$i, j$	Activities
$l$	Lot
$r$	Resource
Sets	
$\mathcal{A}$	Set of adjacencies between activities $(i, j)$
$\mathcal{J}$	Set of activities $i, j \in \{0, 1, \dots, n + 1\}$
$\mathcal{L}$	Set of lots $\mathcal{L} \subseteq \mathcal{J}$
$\mathcal{M}$	Set of meta activities $\mathcal{M} \subseteq \mathcal{J}$
$\mathcal{R}$	Set of renewable resources $r \in \{1, \dots, R\}$
$\mathcal{R}^*$	Set of renewable resources $\mathcal{R}^* \subseteq \mathcal{R}$ considered for resource balance

$\mathcal{N}$  Set of non-renewable resources  $r \in \{1, \dots, N\}$

**Parameters**

$a_j$  Minimum allowed processing time (duration) of activity  $j$

$b_j$  Maximum allowed processing time (duration) of activity  $j$

$p_j$  Fixed processing time of activity  $j$

$D_j$  Delivery time (due date) of activity  $j \in \mathcal{L}$

$T$  Time horizon

$C_r$  Capacity (availability) of resource  $r$

$c_{jr}$  Demand (requirement) of activity  $j$  per resource  $r$

$S_j$  Possible alternative start activities of alternative activity  $j$

$E_j$  Possible alternative end activities of alternative activity  $j$

$G_j$  Possible span activities (=selection relation) of alternative activity  $j$

**Decision variables and cumulative function**

$q_r$  Cumulative resource usage of renewable resources  $r \in \mathcal{R}$  over time

$u_r$  Maximum resource utilization (peak usage) of resource  $r \in \mathcal{R}^*$

$w_j$  Optional interval decision variable: selection of activity  $j$  for the production process and assignment of start, duration, and end time (interval) for every selected activity  $j$

*5.2. FRCMPSP-ASF: CP model*

The following new CP model describes the FRCMPSP with activity selection flexibility and fixed processing times. It is later on used to derive results for generated benchmark instances following the description of Tao & Dong (2017) and for new, additionally generated benchmark instances for the FRCMPSP-ASF.

$$\text{Minimize } \text{endOf}(w_{n+1}) \tag{39}$$

*subject to*

$$\text{startOf}(w_0) = 1, \tag{40}$$

$$\text{presenceOf}(w_0) = 1, \tag{41}$$

$$\text{lengthOf}(w_i, p_i) = p_i \quad \forall i \in \mathcal{J}, \tag{42}$$

$$\text{alternative}(w_i, \{w_a \in S_i\}) \quad \forall i \in \mathcal{M}, \tag{43}$$

$$\text{span}(w_i, \{w_s \in G_i\}) \quad \forall i \in \mathcal{M}, \tag{44}$$

$$\text{endBeforeStart}(w_i, w_j) \quad \forall (i, j) \in \mathcal{A}, \tag{45}$$

$$\text{presenceOf}(w_i) = \text{presenceOf}(w_j) \quad \forall (i, j) \in \mathcal{A}, \tag{46}$$

$$\text{cumulative } q_r(\mathbf{w}, \mathbf{c}_r, C_r) \quad \forall r \in \mathcal{R}, \tag{47}$$

$$\sum_{j \in \mathcal{J} \setminus \mathcal{M}} \text{presenceOf}(w_j) \cdot c_{jr} \leq C_r \quad \forall r \in \mathcal{N}, \tag{48}$$

*where*

$$\mathbf{w} = [w_j : j \in \mathcal{J}], \tag{49}$$

$$\mathbf{c}_r = [c_{jr} : j \in \mathcal{J}]. \tag{50}$$

With objective function (39), the makespan of the project is minimized. Restrictions (40)-(41) determine the start of the project with the first activity at the first time slot of the project. Restrictions (42) define that fixed processing times of all activities have to be satisfied. Restrictions (43)-(44) guarantee activity selection flexibility for nested AND/OR relations. Constraints (45)-(46) ensure that the precedence relations between different activities are met and that idle times between the scheduling of different activities are allowed. With constraints (47)-(48), capacity restrictions for renewable and non-renewable resources are satisfied. The arguments of the renewable resource constraint `cumulative` are defined in (49)-(50) as the vector  $\mathbf{w}$  that contains all intervals of all activities and the vectors  $\mathbf{c}_r$  that hold resource demands of all activities.

### 5.3. FRCMPSP-ASTF: CP model

In this section, we present the CP model for the FRCMPSP with activity selection and time flexibility. As already stated for the MIP model of this new problem, flexible processing times are considered and idle times are not allowed within the production processes of single lots. In contrast, the parallel production of multiple lots and thus, the concurrent scheduling of multiple activities of different lots is allowed. Non-renewable resources are not considered for this real-world application.

$$\text{Minimize } \text{endOf}(w_{n+1}) \quad (51)$$

*subject to*

$$\text{startOf}(w_0) = 1, \quad (52)$$

$$\text{presenceOf}(w_0) = 1, \quad (53)$$

$$\text{presenceOf}(w_{n+1}) = 1, \quad (54)$$

$$\text{presenceOf}(w_i) = 1 \quad \forall i \in \mathcal{L}, \quad (55)$$

$$\text{lengthOf}(w_i, a_i) \geq a_i \quad \forall i \in \mathcal{J}, \quad (56)$$

$$\text{lengthOf}(w_i) \leq b_i \quad \forall i \in \mathcal{J}, \quad (57)$$

$$\text{endOf}(w_i) \geq D_i \quad \forall i \in \mathcal{L}, \quad (58)$$

$$\text{endOf}(w_i) \leq T \quad \forall i \in \mathcal{L}, \quad (59)$$

$$\text{alternative}(w_i, \{w_a \in S_i\}) \quad \forall i \in \mathcal{M}, \quad (60)$$

$$\text{endAtStart}(w_i, w_a) \quad \forall i \in \mathcal{M}, a \in E_i, \quad (61)$$

$$\text{endBeforeStart}(w_i, w_{n+1}) \quad \forall i, j \in \mathcal{L}, \quad (62)$$

$$\text{endAtStart}(w_i, w_j) \quad \forall i, j \in \mathcal{A}, \quad (63)$$

$$\text{presenceOf}(w_i) = \text{presenceOf}(w_j) \quad \forall i, j \in \mathcal{A}, \quad (64)$$

$$\text{cumulative } q_r(\mathbf{w}, \mathbf{c}_r, C_r) \quad \forall r \in \mathcal{R}, \quad (65)$$

*where*

$$\mathbf{w} = [w_j : j \in \mathcal{J}], \quad (66)$$

$$\mathbf{c}_r = [c_{jr} : j \in \mathcal{J}]. \quad (67)$$

With objective (51), the makespan of the whole production process is minimized. Restrictions (52)-(55) define the start and end of the project and guarantee the production of all lots. Conditions (56)-(57) enable variable processing times. The processing time of every selected activity has to comply with minimum and maximum allowed durations. Constraints (58) allow tardiness for every lot. The overall production planning time is set to the predefined horizon  $T$  in restriction (59). Conditions (60)-(61) specify alternative production routes for every lot. One out of multiple existing meta alternative start and end activities has to be chosen and idle times between meta activities within one lot are forbidden. Restrictions (62)-(63) allow idle times between the production of different lots and forbid idle times between production activities within one lot. Constraint (64) guarantees that precedence relations are adhered to. With constraints (65), capacity restrictions for renewable resources are satisfied. The arguments of the renewable resource constraint `cumulative` are defined in (66)-(67) as the vector  $\mathbf{w}$  that contains all intervals of all activities and the vectors  $\mathbf{c}_r$  that hold all resource demands of all activities.

We now show how to model the two alternative objective functions using the modeling framework CP Optimizer. The objective of time balance maximization is modeled as follows:

$$\text{Minimize } (\max_{i \in \mathcal{J} \setminus \mathcal{M}} \text{lengthOf}(w_i, a_i) - a_i) - (\min_{i \in \mathcal{J} \setminus \mathcal{M}} \text{lengthOf}(w_i, T + a_i) - a_i) \quad (68)$$

With alternative objective function (68), the difference between time buffer lengths of all activities is minimized and thus, time balance is maximized. There is no need for additional decision variables or changed restrictions in contrary to the MIP model in Section 4.3. Instead, the new objective function and the already presented restrictions (52)-(65) and arguments in (66)-(67) are employed.

The objective of resource balance maximization is modeled as follows:

$$\text{Minimize } \max_{r \in \mathcal{R}^*} (u_r / C_r) \quad (69)$$

Objective function (69) minimizes the difference between the resource usages of single resources and thus, maximizes load balancing between all resources. It requires the following additional constraints:

$$\text{cumulative } q_r(\mathbf{w}, \mathbf{c}_r, u_r) \quad \forall r \in \mathcal{R}^*, \quad (70)$$

$$u_r \leq C_r \quad \forall r \in \mathcal{R}^*, \quad (71)$$

$$\text{cumulative } q_r(\mathbf{w}, \mathbf{c}_r, C_r) \quad \forall r \in \mathcal{R} \setminus \mathcal{R}^*. \quad (72)$$

Using objective function (69), besides the already introduced constraints (52)-(64) and arguments (66)-(67), the new restrictions (70)-(72) are necessary. They replace constraints (65). With these new constraints, the peak usage of concerned resources is restricted to the defined capacity limits.

## 6. Computational results

The MIP and CP models are implemented in OPL and the CPLEX 12.8.0 MIP solver and CP Optimizer are used to solve them. All experiments are carried out on a virtual machine Intel(R) Xeon(R) CPU E5-2660 v4, 2.00GHz with 28 logical processors, Microsoft Windows 10 Education. Since Tao & Dong (2017) introduce a limit of 3.600 seconds for their runs and we derive results for benchmark instances generated as described

in their work, we use the same limit for our optimization runs. In the following, we first describe the test design in Section 6.1. Then, in Sections 6.2 and 6.3, we present and discuss the obtained results.

### 6.1. Instance generation

For the FRCMPSP-ASF, we base our single-project instances on the information given in Tao & Dong (2017). Unfortunately, the actual instances are not available. The smallest presented instance in their work consists of a project structure with 30 nodes ( $J = 30$ ) in total, including five nested OR nodes. Following Tao & Dong (2017), to obtain five instance groups with 15 instances each, this project structure is multiplied by 2, 3, 4 and 5, resulting in instance groups with 30, 60, 90, 120, and 150 nodes besides two additional dummy nodes for each instance (start and end node). As described in Tao & Dong (2017), processing times as well as demands for renewable and non-renewable resources are randomly generated. In order to obtain multi-project instances, the single-project instances of Tao & Dong (2017) are extended as follows: several project structures are arranged in parallel instead of in sequence (see Fig. 4 for an example). This is in line with the way multi-project instances have, e.g., been presented by Lova & Tormos (2001).

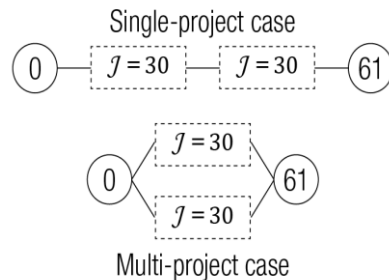


Fig. 4. Benchmark instance generation and extension for the FRCMPSP-ASF.

The instances for the FRCMPSP-ASTF are strongly inspired by the project network input data of our steel industry partner. This network consists of activities such as production (0), cooling (1), processing (2), relocation (3), warehousing (4), vehicle relocation (5) and delivery (6). Activities (0) and (3) have a fixed duration, all other activities have variable processing times with minimum and maximum allowed durations. Each lot starts at (0) and ends at (6) via one alternative route. The customer orders are connected to related alternative routes, which may involve different activities at various locations. We use three different lot sizes  $|\mathcal{L}| \in \{10, 50, 100\}$ . All lots are sampled from existing customer orders. Processing times, resource capacities with related resource factors  $\{0.25, 0.50, 0.75, 1.00\}$  and the resource strength are defined based on the work of Kolisch et al. (1995). Resource demands are equal to one for the real-world case and only one out of all existing resources is required by each activity. We use an additional, different demand pattern where the demands and the amount of required resources are defined randomly to be able to validate the steel industry optimization results. As a result, we have two demand patterns real-world (*rw*) and random (*rand*). Due to the flexible project structure and the no idle time restrictions between consecutive activities, resource availabilities are generated in a slightly different way than in Kolisch et al. (1995). With the three different lot sizes, the two demand patterns and the four different resource strengths, we have 24 instance groups. For

each group we generate five instances with varying random seed, which results in a total of 120 instances. The whole data generation procedure is presented in detail in the supplementary data (Appendix A).

## 6.2. *FRCMPSP-ASF: results*

In Table 3, we provide the results for our CP and MIP models on the generated single-project instances of Tao & Dong (2017) and the multi-project instances for the FRCMPSP-ASF. Each entry gives the average value across 15 instances per data set. The first column gives the instance size. In columns 2-6, CP results are presented: The second column provides the best bound, the third column the best solution found. The fourth column shows the runtime in seconds. A “T” indicates that the time limit of one hour was reached for all instances of the respective instance class. Columns 5 and 6 give the number of instances for which an optimal solution was found (# Opt) and the number of instances for which a feasible solution was found (# Sol). Columns 7-11, where MIP results are shown, provide the same information as columns 2-6. The detailed results for every examined instance in Table 3 are provided as supplementary data in Appendix B.

For the single-project case presented in Table 3, all benchmark instances are solved to optimality using the CP model. Even for the largest instances with 150 activities, the CP solver requires less than 3 minutes of computation time on average. The MIP solver struggles to solve instances of size 90 and it does not prove optimality for any of the instances with 150 activities. The results also show that the CP Optimizer solves instances of size 150 in less time on average than the MIP solver for dimension 60. For the multi-project case, they both struggle to solve instances with more than 60 nodes. Although they both compute feasible solutions for all problem instances, the CP Optimizer finds better bounds and better solutions on average than the MIP solver. Whereas in the single-project case, the MIP solver does not find feasible solutions for all instances of size 120 and 150, it provides feasible solutions for all instances in the multi-project case. Nevertheless, finding an optimal solution is considerably more difficult: While for the single-project case, the MIP solver is able to solve at least some of all instances within one group to optimality up to instance size 120, for the multi-project case, this only applies to instance sizes 30 and 60.

We assume that the reasons for the different results achieved for the single- and the multi-project case lie in the different project structure and the resource availabilities. As explained in Section 6.1, benchmark data are generated as described by Tao & Dong (2017) with the only difference of a parallel project structure for the multi-project case. This means that the same resource capacities are used for the multi-project case where a lot more activities have to be scheduled in parallel than in the single-project case. The resource strength, which is an indicator of the difficulty of an instance (Kolisch et al., 1995) is much higher for the multi-project instances.

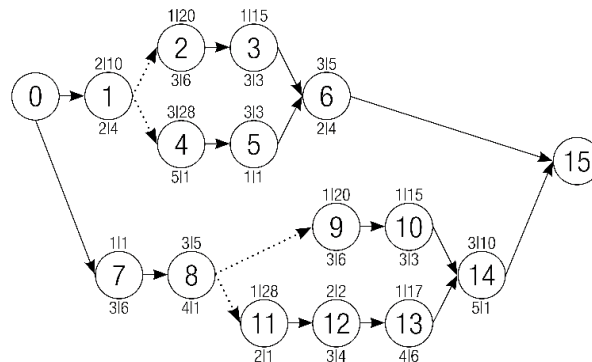
Table 3. Results for the FRCMPSP-ASF.

	CP					MIP				
	$\emptyset$ Best Bound	$\emptyset$ Best Sol	$\emptyset$ Run-time	# Opt	# Sol	$\emptyset$ Best Bound	$\emptyset$ Best Sol	$\emptyset$ Run-time	# Opt	# Sol
<b>Single-Project Case</b>										
30	25.47	25.47	0.08	15	15	25.47	25.47	1.26	15	15
60	51.13	51.13	0.30	15	15	50.67	51.67	298.88	14	15
90	78.27	78.27	1.02	15	15	75.68	82.27	1,046.42	11	15
120	105.73	105.73	62.23	15	15	89.70	115.85	3,020.17	4	13
150	131.07	131.07	173.73	15	15	91.43	256.25	T	0	4
<b>Multi-Project Case</b>										
30	27.07	27.07	0.18	15	15	27.07	27.07	2.30	15	15
60	36.27	37.80	489.84	13	15	35.89	39.07	2,675.13	5	15
90	51.07	52.60	1,298.44	12	15	39.99	69.73	T	0	15
120	67.47	81.00	T	2	15	33.23	102.87	T	0	15
150	72.33	86.60	T	0	15	32.33	113.67	T	0	15

All values are average values per instance group. Best Sol ... best feasible solution found; Runtime in seconds; #Opt ... number of instances with an optimal solution; #Sol ... number of instances with a feasible solution; T ... time limit reached.

### 6.3. FRCMPSP-ASTF: results

For the newly introduced FRCMPSP-ASTF, we first give an illustrative example for a randomly generated small project network. This network is depicted in Fig. 5 and consists of 16 nodes including dummy start and end nodes 0 and 15. Two lots have to be produced which end in customer delivery activities 6 and 14. For each lot, one alternative route has to be selected. Minimum and maximum allowed processing times, resource demands, resource capacities and delivery times are shown in Fig. 5.



Multi-project case with two lots with start nodes 1 and 7 and delivery times {5;19}. Two renewable resources R1 and R2 with capacities {8;13}. Minimal/maximal processing times and resource demands for R1/R2 for every activity. (E.g. activity 1: Minimal/maximal processing times are 2|110 and resource demands R1/R2 are 2|4.)

Fig. 5. Example FRCMPSP-ASTF network with 16 nodes.

An optimized schedule for the example network in Fig. 5 is derived for all three objective functions considered in this work: makespan minimization, time balance maximization, and resource balance maximization. The results for the three optimization runs are presented in Table 4 and Fig. 6. The solutions

in Table 4 show that the makespan of 19 is the same for all three objective functions. The reason for this equality is the delivery time of 19 of the second lot. All lots have to be within the project at least until their delivery time; and also when optimizing time or resource balance, no tardiness is planned. In contrary to that, results for time balance and resource balance objectives show that they bring better results compared to the other ones, e.g. best time buffer difference of 2 for the time balance objective in contrary to 7, respectively 6, for makespan, respectively resource balance objectives. In Fig. 6, a detailed examination of the resource utilizations under consideration of the three different objective functions is presented. For both resources, demand utilizations are shown for every time slot. A closer inspection reveals similar or even equal profiles for the three different profiles in some time slots and very different profiles for others. We assume that the reason for this difference lies in variation possibilities concerning activity and time flexibility: In time slots 1-3, the demand patterns are the same for all three objectives, which indicates that no variations are feasible. However, from time slot 12 on, there seems to be possible variability concerning the demand allocation on both resources, as the different utilization profiles of the time balance objective in contrary to the other two objectives show.

Table 4. Results for the FRCMPSP-ASTF network with 16 nodes.

Objective	Makespan	Time buffer difference	Peak usage difference R1   R2
<b>Makespan</b>	<b>19</b>	<b>7</b>	<b>1.00   0.77 percent</b>
<b>Time balance</b>	<b>19</b>	<b>2</b>	<b>0.88   0.77 percent</b>
<b>Resource balance</b>	<b>19</b>	<b>6</b>	<b>0.75   0.77 percent</b>

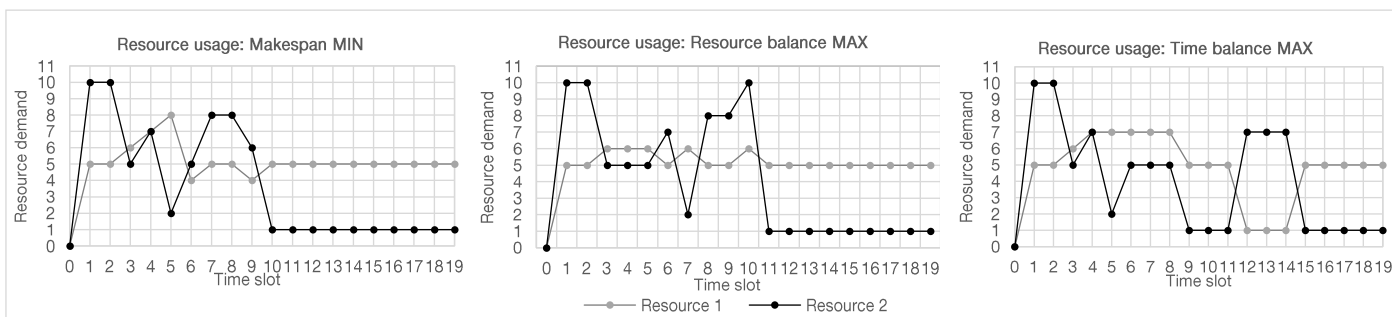


Fig. 6. Resource usage profiles for the example FRCMPSP-ASTF network with 16 nodes.

In Table 5, we present the optimization results for the FRCMPSP-ASTF. The first column provides the instance size and the second column gives the two demand patterns real-world (*rw*) and random (*rand*). Each entry is an average value across 20 instances per data set. CP results are then presented in columns 3-7: The third column shows the best bound and the fourth column the best solution found. Column 5 gives the runtime in seconds, except for instances with a fully exploited time limit, which is indicated by "T". Columns 6 and 7 show the number of instances for which an optimal solution (# Opt) and for which a feasible solution (# Sol) was found. For the resource balance objective (minimization of different resource peak usages), best bounds and best solutions are given in percent. MIP solutions are presented in columns 8-12. They follow



the same explanation logic as described for the CP results. The detailed results for every examined instance in Table 5 can be found in the supplementary data (Appendix C).

Table 5. Results for the FRCMPSP-ASTF.

		CP					MIP				
		$\emptyset$ Best Bound	$\emptyset$ Best Sol	$\emptyset$ Run-time	# Opt	# Sol	$\emptyset$ Best Bound	$\emptyset$ Best Sol	$\emptyset$ Run-time	# Opt	# Sol
<b>Objective: Makespan</b>											
10	<i>rw</i>	33.80	33.80	0.02	20	20	33.80	33.80	7.96	20	20
	<i>rand</i>	33.80	33.80	0.03	20	20	33.80	33.80	7.50	20	20
50	<i>rw</i>	74.20	74.20	0.08	20	20	74.25	74.25	3,420.52	8	8
	<i>rand</i>	74.20	74.20	0.13	20	20	74.20	74.20	219.31	20	20
100	<i>rw</i>	125.00	125.00	0.15	20	20	-	-	T	0	0
	<i>rand</i>	125.00	125.00	0.29	20	20	124.00	124.00	3,097.82	13	13
<b>Objective: Time balance</b>											
10	<i>rw</i>	3.00	3.00	0.07	20	20	3.00	3.00	19.33	20	20
	<i>rand</i>	3.00	3.00	0.10	20	20	3.00	3.00	11.31	20	20
50	<i>rw</i>	4.00	4.00	0.57	20	20	2.97	25.56	T	0	9
	<i>rand</i>	4.00	4.00	0.56	20	20	4.00	4.00	422.54	20	20
100	<i>rw</i>	4.40	4.40	19.90	20	20	-	-	T	0	0
	<i>rand</i>	4.40	4.40	1.64	20	20	4.37	10.90	3,533.43	4	10
<b>Objective: Resource balance</b>											
10	<i>rw</i>	0.3057	0.3057	0.92	20	20	0.3016	0.3205	1,061.71	16	20
	<i>rand</i>	0.4180	0.4180	344.35	20	20	0.4177	0.4186	825.90	10	20
50	<i>rw</i>	0.1267	0.2323	T	0	20	0.1746	0.4375	T	0	1
	<i>rand</i>	0.1631	0.4424	T	0	20	0.3770	0.5795	T	0	20
100	<i>rw</i>	0.1176	0.2613	T	0	20	-	-	T	0	0
	<i>rand</i>	0.1983	0.4570	T	0	20	-	-	T	0	0

All values are average values per instance group. Best Sol ... best feasible solution found; Runtime in seconds; #Opt ... number of instances with an optimal solution; #Sol ... number of instances with a feasible solution; T ... time limit reached.

For the objectives makespan and time balance presented in Table 5, the CP Optimizer solves all instances to optimality. In contrary to that, the MIP solver only finds optimal solutions for all instances of lot size 10 and some of size 50 and 100. However, for many other instances, the MIP solver does not even find feasible solutions. Another difference between the two solution approaches is the runtime, as it could already be detected for the FRCMPSP-ASF results in Table 3. On average, the MIP solver needs considerably more runtime or even reaches the time limit in contrary to the CP Optimizer.

Concerning the third objective of resource balance, the CP Optimizer overall, again finds better solutions than the MIP solver. However, it struggles a lot more to prove optimality within the allotted runtime than with the other objectives and does not find any optimal solution for instances of size 50 and 100. Moreover, for the instances of size 50 and the demand pattern random, the MIP solver finds better bounds than the CP

Optimizer does. Nevertheless, in contrary to the MIP solver, the CP Optimizer provides integer solutions for all instances.

Overall, two things particularly stand out in Table 5. First, the CP Optimizer solves larger instances to optimality than in the case of the FRCMPSP-ASF in Table 3. We assume that the reason for this difference lies in the project structure of the real-world application. For generated benchmarks in Table 3, nested AND/OR relations and a parallel structure are considered as described in Tao & Dong (2017). However, for the steel industry application in the FRCMPSP-ASTF, a real-world production schedule has to be generated for a serial project structure with one OR relation per sub-project. Second, the CP Optimizer appears to be a lot more competitive than the MIP solver of IBM ILOG CPLEX concerning flexible RCPSP. However, its performance seems to depend strongly on the considered objective function.

## 7. Conclusion

In this work, a new flexible resource-constrained multi-project problem with activity selection flexibility and time flexibility (FRCMPSP-ASF and ASTF) has been proposed. With this integrated problem inspired by the steel industry, it is possible to make several decisions on flexibility. Besides the RCPSP typical choice on a start time for every activity, it is decided on the selection of alternative activities and on the length of the processing times of selected activities. Moreover, two alternative objective functions considering time balance and resource balance maximization have been developed besides the consideration of the popular objective of makespan minimization. For the newly introduced flexible problem, MIP and CP models have been proposed. The models are tested on developed benchmarks and real-world inspired instances. In a comprehensive numerical study, the potential of constraint programming, respectively the CP Optimizer has been demonstrated in terms of solution quality and runtime.

Future research should address several topics concerning the advancement of flexibility in a scheduling context. First, new methods, which provide better solutions for the FRCMPSP maximizing resource balance, should be addressed. Obtained results for this objective reveal the limits of the CP Optimizer. Moreover, our steel industry partner plans to assign priorities to alternative routes for every lot. The impact of this additional factor on the obtained optimization results should also be examined. Finally, also the robustness of the achieved optimization results with regard to disruptive incidents, such as the sudden breakdown of a warehouse or a production machine, can significantly influence the competitiveness of an organization. In order to meet this challenge, disturbance variables and related methods to obtain robust solutions for flexible RCPSP should be investigated.

## Acknowledgements

The work described in this paper was done within the project Logistics Optimization in the Steel Industry (LOISI) #855325 within the funding program Smart Mobility 2015, organized by the Austrian Research Promotion Agency (FFG) and funded by the Governments of Styria and Upper Austria.

## References

- Aggoun, A., & Beldiceanu, N. (1993). Extending chip in order to solve complex scheduling and placement problems. *Mathematical and Computer Modelling*. [https://doi.org/10.1016/0895-7177\(93\)90068-A](https://doi.org/10.1016/0895-7177(93)90068-A)
- Allahverdi, A. (2016). A survey of scheduling problems with no-wait in process. *European Journal of Operational Research*. <https://doi.org/10.1016/j.ejor.2016.05.036>
- Altinakar, S., Caporossi, G., & Hertz, A. (2016). A comparison of integer and constraint programming models for the deficiency problem. *Computers and Operations Research*. <https://doi.org/10.1016/j.cor.2015.10.016>
- Artigues, C., Demassey, S., Néon, E., & Sourd, F. (2010). *Resource-Constrained Project Scheduling: Models, Algorithms, Extensions and Applications*. *Resource-Constrained Project Scheduling: Models, Algorithms, Extensions and Applications*. <https://doi.org/10.1002/9780470611227>
- Asta, S., Karapetyan, D., Kheiri, A., Özcan, E., & Parkes, A. J. (2016). Combining Monte-Carlo and hyper-heuristic methods for the multi-mode resource-constrained multi-project scheduling problem. *Information Sciences*. <https://doi.org/10.1016/j.ins.2016.09.010>
- Banaszak, Z. A., Zaremba, M. B., & Muszyński, W. (2009). Constraint programming for project-driven manufacturing. *International Journal of Production Economics*. <https://doi.org/10.1016/j.ijpe.2008.12.016>
- Baptiste, P., Le Pape, C., & Nuijten, W. (2001). *Constraint-based scheduling : applying constraint programming to scheduling problems*. *International series in operations research & management science ; 39*. <https://doi.org/10.1007/978-1-4615-1479-4>
- Beck, J. C., & Fox, M. S. (2000). Constraint-directed techniques for scheduling alternative activities. *Artificial Intelligence*. [https://doi.org/10.1016/S0004-3702\(00\)00035-7](https://doi.org/10.1016/S0004-3702(00)00035-7)
- Blazewicz, J., Lenstra, J. K., & Kan, A. H. G. R. (1983). Scheduling subject to resource constraints: classification and complexity. *Discrete Applied Mathematics*, *5*(1), 11–24. [https://doi.org/https://doi.org/10.1016/0166-218X\(83\)90012-4](https://doi.org/https://doi.org/10.1016/0166-218X(83)90012-4)
- Bockmayr, A., Hooker, J. N., K. Aardal, G. L. N., & Weismantel, R. (2005). Constraint Programming. *Handbooks in Operations Research and Management Science*. [https://doi.org/10.1016/S0927-0507\(05\)12010-6](https://doi.org/10.1016/S0927-0507(05)12010-6)
- Browning, T. R., & Yassine, A. A. (2010a). A random generator of resource-constrained multi-project network problems. *Journal of Scheduling*. <https://doi.org/10.1007/s10951-009-0131-y>
- Browning, T. R., & Yassine, A. A. (2010b). Resource-constrained multi-project scheduling: Priority rule performance revisited. *International Journal of Production Economics*. <https://doi.org/10.1016/j.ijpe.2010.03.009>
- Brucker, P., Drexl, A., Möhring, R., Neumann, K., & Pesch, E. (1999). Resource-constrained project scheduling: Notation, classification, models, and methods. *European Journal of Operational Research*. [https://doi.org/10.1016/S0377-2217\(98\)00204-5](https://doi.org/10.1016/S0377-2217(98)00204-5)
- Burgelman, J., & Vanhoucke, M. (2018). Maximising the weighted number of activity execution modes in project planning. *European Journal of Operational Research*. <https://doi.org/10.1016/j.ejor.2018.04.035>
- Čapek, R., Š\uucha, P., & Hanzálek, Z. (2012). Production scheduling with alternative process plans. *European Journal of Operational Research*, *217*(2), 300–311. <https://doi.org/https://doi.org/10.1016/j.ejor.2011.09.018>
- Chakraborty, R. K., Sarker, R. A., & Essam, D. L. (2017). Resource Constrained Multi-project Scheduling: A Priority Rule Based Evolutionary Local Search Approach. In *Intelligent and Evolutionary Systems*. <https://doi.org/10.1007/978-3-319-49049-6>

- Christodoulou, S. E., Michaelidou-Kamenou, A., & Ellinas, G. (2015). Heuristic methods for resource leveling problems. In *Handbook on Project Management and Scheduling Vol. 1*. [https://doi.org/10.1007/978-3-319-05443-8\\_18](https://doi.org/10.1007/978-3-319-05443-8_18)
- Demeulemeester, E. (2009). Robust Project Scheduling. *Foundations and Trends® in Technology, Information and Operations Management*, 3(3–4), 201–376. <https://doi.org/10.1561/02000000021>
- Garey, M. R., & Johnson, D. S. (1979). Computers and Intractability: A Guide to the Theory of NP-Completeness (Series of Books in the Mathematical Sciences). *Computers and Intractability*. <https://doi.org/10.1137/1024022>
- Goel, V., Slusky, M., Van Hoeve, W. J., Furman, K. C., & Shao, Y. (2015). Constraint programming for LNG ship scheduling and inventory management. *European Journal of Operational Research*. <https://doi.org/10.1016/j.ejor.2014.09.048>
- Gökgür, B., Hnich, B., & Özpeynirci, S. (2018). Parallel machine scheduling with tool loading: a constraint programming approach. *International Journal of Production Research*. <https://doi.org/10.1080/00207543.2017.1421781>
- Gonçalves, J. F., de Magalhães Mendes, J. J., & Resende, M. G. C. (2015). The Basic Multi-Project Scheduling Problem. In *Handbook on Project Management and Scheduling Vol. 2* (pp. 667–683). Springer. [https://doi.org/https://doi.org/10.1007/978-3-319-05915-0\\_1](https://doi.org/https://doi.org/10.1007/978-3-319-05915-0_1)
- Hans, E. W., Herroelen, W., Leus, R., & Wullink, G. (2007). A hierarchical approach to multi-project planning under uncertainty. *Omega*. <https://doi.org/10.1016/j.omega.2005.10.004>
- Hartmann, S., & Briskorn, D. (2010). A survey of variants and extensions of the resource-constrained project scheduling problem. *European Journal of Operational Research*, 207(1), 1–14. <https://doi.org/https://doi.org/10.1016/j.ejor.2009.11.005>
- Hartmann, S., & Kolisch, R. (2000). Experimental evaluation of state-of-the-art heuristics for the resource-constrained project scheduling problem. *European Journal of Operational Research*, 127(2), 394–407. [https://doi.org/https://doi.org/10.1016/S0377-2217\(99\)00485-3](https://doi.org/https://doi.org/10.1016/S0377-2217(99)00485-3)
- Herroelen, W. (2005). Project scheduling - Theory and practice. *Production and Operations Management*. <https://doi.org/10.1111/j.1937-5956.2005.tb00230.x>
- Herroelen, W., & Leus, R. (2004). Robust and reactive project scheduling: A review and classification of procedures. *International Journal of Production Research*. <https://doi.org/10.1080/00207540310001638055>
- Herroelen, W., & Leus, R. (2005). Project scheduling under uncertainty: Survey and research potentials. In *European Journal of Operational Research*. <https://doi.org/10.1016/j.ejor.2004.04.002>
- Johannes, B. (2005). On the complexity of scheduling unit-time jobs with OR-precedence constraints. *Operations Research Letters*. <https://doi.org/10.1016/j.orl.2004.11.009>
- Kellenbrink, C., & Helber, S. (2015). Scheduling resource-constrained projects with a flexible project structure. *European Journal of Operational Research*, 246(2), 379–391. <https://doi.org/https://doi.org/10.1016/j.ejor.2015.05.003>
- Kolisch, R., & Hartmann, S. (2006). Experimental investigation of heuristics for resource-constrained project scheduling: An update. *European Journal of Operational Research*, 174(1), 23–37. <https://doi.org/https://doi.org/10.1016/j.ejor.2005.01.065>
- Kolisch, R., & Sprecher, A. (1997). PSPLIB - A project scheduling problem library. *European Journal of Operational Research*. [https://doi.org/10.1016/S0377-2217\(96\)00170-1](https://doi.org/10.1016/S0377-2217(96)00170-1)
- Kolisch, R., Sprecher, A., & Drexel, A. (1995). Characterization and Generation of a General Class of Resource-Constrained Project Scheduling Problems. *Management Science*. <https://doi.org/10.1287/mnsc.41.10.1693>

- Kreter, S., Schutt, A., & Stuckey, P. J. (2017). Using constraint programming for solving RCPSP/max-cal. *Constraints*. <https://doi.org/10.1007/s10601-016-9266-6>
- Kreter, S., Schutt, A., Stuckey, P. J., & Zimmermann, J. (2018). Mixed-integer linear programming and constraint programming formulations for solving resource availability cost problems. *European Journal of Operational Research*. <https://doi.org/10.1016/j.ejor.2017.10.014>
- Laborie, P. (2009). IBM ILOG CP Optimizer for detailed scheduling illustrated on three problems. In *Lecture Notes in Computer Science (including subseries Lecture Notes in Artificial Intelligence and Lecture Notes in Bioinformatics)*. [https://doi.org/10.1007/978-3-642-01929-6\\_12](https://doi.org/10.1007/978-3-642-01929-6_12)
- Laborie, P., Rogerie, J., Shaw, P., & Vilím, P. (2018). IBM ILOG CP optimizer for scheduling: 20+ years of scheduling with constraints at IBM/ILOG. *Constraints*. <https://doi.org/10.1007/s10601-018-9281-x>
- Lawrence, S. R., & Morton, T. E. (1993). Resource-constrained multi-project scheduling with tardy costs: Comparing myopic, bottleneck, and resource pricing heuristics. *European Journal of Operational Research*. [https://doi.org/10.1016/0377-2217\(93\)90175-M](https://doi.org/10.1016/0377-2217(93)90175-M)
- Li, H., Xiong, L., Liu, Y., & Li, H. (2017). An effective genetic algorithm for the resource levelling problem with generalised precedence relations. *International Journal of Production Research*. <https://doi.org/10.1080/00207543.2017.1355120>
- Liess, O., & Michelon, P. (2008). A constraint programming approach for the resource-constrained project scheduling problem. *Annals of Operations Research*. <https://doi.org/10.1007/s10479-007-0188-y>
- Lova, A., Maroto, C., & Tormos, P. (2000). Multicriteria heuristic method to improve resource allocation in multiproject scheduling. *European Journal of Operational Research*. [https://doi.org/10.1016/S0377-2217\(99\)00490-7](https://doi.org/10.1016/S0377-2217(99)00490-7)
- Lova, A., & Tormos, P. (2001). Analysis of Scheduling Schemes and Heuristic Rules Performance in Resource-Constrained Multiproject Scheduling. *Annals of Operations Research*. <https://doi.org/10.1023/A:1010966401888>
- Matl, P., Hartl, R. F., & Vidal, T. (2017). Workload Equity in Vehicle Routing Problems: A Survey and Analysis. *Transportation Science*. <https://doi.org/10.1287/trsc.2017.0744>
- Naderi, B., & Zandieh, M. (2014). Modeling and scheduling no-wait open shop problems. *International Journal of Production Economics*. <https://doi.org/10.1016/j.ijpe.2014.06.011>
- Neumann, K., & Zimmermann, J. (1999). Resource levelling for projects with schedule-dependent time windows. *European Journal of Operational Research*. [https://doi.org/10.1016/S0377-2217\(98\)00272-0](https://doi.org/10.1016/S0377-2217(98)00272-0)
- Novas, J. M., & Henning, G. P. (2014). Integrated scheduling of resource-constrained flexible manufacturing systems using constraint programming. *Expert Systems with Applications*. <https://doi.org/10.1016/j.eswa.2013.09.026>
- Pritsker, A. A. B. (1966). *GERT: Graphical evaluation and review technique*. Rand Corporation Santa Monica, CA.
- Pritsker, A. A. B., Waiters, L. J., & Wolfe, P. M. (1969). Multiproject scheduling with limited resources: A zero-one programming approach. *Management Science*, 16(1), 93–108. <https://doi.org/https://doi.org/10.1287/mnsc.16.1.93>
- Rieck, J., & Zimmermann, J. (2015). *Exact methods for resource leveling problems. Handbook on Project Management and Scheduling Vol. 1*. [https://doi.org/10.1007/978-3-319-05443-8\\_17](https://doi.org/10.1007/978-3-319-05443-8_17)
- Schnell, A., & Hartl, R. F. (2016). On the efficient modeling and solution of the multi-mode resource-constrained project scheduling problem with generalized precedence relations. *OR Spectrum*. <https://doi.org/10.1007/s00291-015-0419-6>

- Schnell, A., & Hartl, R. F. (2017). On the generalization of constraint programming and boolean satisfiability solving techniques to schedule a resource-constrained project consisting of multi-mode jobs. *Operations Research Perspectives*. <https://doi.org/10.1016/j.orp.2017.01.002>
- Schwindt, C., & Zimmermann, J. (2015). Project management and scheduling. *Handbook on Project Management and Scheduling Vol. 1*. <https://doi.org/10.1007/978-3-319-05443-8>
- Tao, S., & Dong, Z. S. (2017). Scheduling resource-constrained project problem with alternative activity chains. *Computers & Industrial Engineering*, *114*, 288–296. <https://doi.org/https://doi.org/10.1016/j.cie.2017.10.027>
- Van Peteghem, V., & Vanhoucke, M. (2014). An experimental investigation of metaheuristics for the multi-mode resource-constrained project scheduling problem on new dataset instances. *European Journal of Operational Research*. <https://doi.org/10.1016/j.ejor.2013.10.012>
- Vanhoucke, M., & Coelho, J. (2016). An approach using SAT solvers for the RCPSP with logical constraints. In *European Journal of Operational Research*. <https://doi.org/10.1016/j.ejor.2015.08.044>
- Vanhoucke, M., Coelho, J., & Batselier, J. (2016). an Overview of Project Data Management and Control. *The Journal of Modern Project Management*. <https://doi.org/10.3963/JMPM.V3I3.158>
- Vilím, P., Laborie, P., & Shaw, P. (2015). Failure-directed search for constraint-based scheduling. In *Lecture Notes in Computer Science (including subseries Lecture Notes in Artificial Intelligence and Lecture Notes in Bioinformatics)*. [https://doi.org/10.1007/978-3-319-18008-3\\_30](https://doi.org/10.1007/978-3-319-18008-3_30)
- Voß, S., & Witt, A. (2007). Hybrid flow shop scheduling as a multi-mode multi-project scheduling problem with batching requirements: A real-world application. *International Journal of Production Economics*, *105*(2), 445–458. <https://doi.org/https://doi.org/10.1016/j.ijpe.2004.05.029>
- Wang, T., Meskens, N., & Duvivier, D. (2015). Scheduling operating theatres: Mixed integer programming vs. constraint programming. *European Journal of Operational Research*. <https://doi.org/10.1016/j.ejor.2015.06.008>
- Weglarz, J. (2012). *Project scheduling: recent models, algorithms and applications* (Vol. 14). Springer Science & Business Media. <https://doi.org/10.1007/978-1-4615-5533-9>
- Yuan, H., Jing, Y., Huang, J., & Ren, T. (2013). Optimal research and numerical simulation for scheduling no-wait flow shop in steel production. *Journal of Applied Mathematics*, *2013*.

Online Supplement (Appendix A) to  
“On constraint programming for a new flexible project scheduling problem with  
resource constraints”

Viktoria A. Hauder <sup>a,b,\*</sup>, Andreas Beham <sup>a,c</sup>, Sebastian Raggl <sup>a</sup>, Sophie N. Parragh <sup>b</sup>, Michael Affenzeller <sup>a,c</sup>

<sup>a</sup> *Heuristic and Evolutionary Algorithms Laboratory,  
University of Applied Sciences Upper Austria, Softwarepark 13, 4232 Hagenberg*

<sup>b</sup> *Institute of Production and Logistics Management,  
Johannes Kepler University Linz, Altenberger Strasse 69, 4040 Linz*

<sup>c</sup> *Institute of Formal Models and Verification,  
Johannes Kepler University Linz, Altenberger Strasse 69, 4040 Linz*

---

**Abstract**

In this online supplement, we present a detailed description of the designed data generation procedure for the benchmark instances on the newly developed flexible resource-constrained multi-project scheduling problem with activity selection and time flexibility (FRCMPSP-ASTF).

*Keywords:* Flexible multi-project scheduling, resource constraints

---

---

\* Corresponding author: viktoria.hauder@fh-hagenberg.at

### Test design procedure

For the evaluation of our models, three different test instance classes  $|\mathcal{L}| \in \{10, 50, 100\}$  are used. As explained in the problem statement in Section 2, depending on customer orders, different alternative activities and thus, alternative routes, are necessary. All lots and related alternative routes are sampled out of the steel company's customer orders. Since alternative routes can consist of different numbers of activities, the overall number of activities per lot (and thus, per instance class) varies. It can for example be the case that the first lot has three different alternative routes with involved activities 3, 4, and 5 and the second lot has two different routes, involving activities 3 and 5. Therefore, the number of non-dummy activities per instance class is depicted as an average number (rounded up to the nearest integer) in Table A. 1.

Table A. 1. Parameters for test classes of test instances.

Instance class	Lots	$\emptyset$ Non-dummy activities	OR activities
1	10	162	10
2	50	797	50
3	100	1,593	100

For the steel industry case, every activity only demands a single resource and the demand is normalized to 1. Thus, the demand pattern random (*rand*) is introduced additionally to the real-world (*rw*) case. In the demand pattern *rand*, every activity demands random amounts of all resources. The demand, the related resource factor  $RF_R$ , the resource strength  $RS_R$ , the calculation for the shortest processing time per activity  $a_j$  and the slack  $s$  are presented in Table A. 2. The resource factor  $RF_R \in [0,1]$  is defined as explained in Kolisch, Sprecher, & Drexl (1995). It describes the number of resources  $r$  used by each activity  $j$ :

$$RF_R = \frac{1}{|\mathcal{J}|} \frac{1}{|\mathcal{R}|} \sum_{j \in \mathcal{J}} \sum_{r \in \mathcal{R}} \begin{cases} 1, & \text{if } c_{jr} > 0 \\ 0, & \text{else} \end{cases} \quad r \in \mathcal{R} \quad (\text{a.1})$$

The resource strength  $RS_R \in [0,1]$  determines the resource availability and is used as a scaling parameter to determine the resource availability  $C_r$  (Kolisch et al., 1995).

Table A. 2. Parameters for test instance classes real-world (*rw*) and random (*rand*).

	<i>rw</i>	<i>rand</i>
$c_{jk}$	1	random[1;10)
$RF_R$	0.11	1
$RS_R$	{ 0.25, 0.50, 0.75, 1.00 }	
$a_j$	random[1;5)	
$s$	random[10; 20]	



In addition to the parameters in Table A. 2, we compute necessary values for the due date of every lot  $D_l$ , the maximum duration  $b_j$ , and the resource availability  $C_r$ . The due date is calculated by the earliest possible release date per lot plus a randomly generated value between the completion time in an earliest schedule  $t_l$  and the double value of  $t_l$ :

$$D_l = t_l + \text{random}[t_l; 2t_l] \quad \forall l \in \mathcal{L}, \quad (\text{a.2})$$

The maximum duration  $b_j$  for the activities with flexible processing time lengths is given by the difference between the lot's due date  $D_l$  and its completion time  $t_l$  in an earliest schedule with a slack  $s$  to allow tardiness:

$$b_j = D_l - t_l + s \quad \forall j \in \mathcal{J}, l \in \mathcal{L}, \quad \text{if } \mathbf{1}_{jl} = 1 \quad (\text{a.3})$$

where  $\mathbf{1}_{jl}$  denotes the indicator function, i.e. activity  $j$  and  $l$  belonging to the same lot (=project).

For the computation of resource availability  $C_r$ , Kolisch et al. (1995) define the minimum and maximum demands  $C_r^{\min}$  and  $C_r^{\max}$  as input parameters besides the already explained resource strength  $RS_R$ :

$$C_r^{\min} = \max\{c_{jr} \mid j = 2, \dots, J\} \quad r \in \mathcal{R} \quad (\text{a.4})$$

$$C_r^{\max} = \max\left\{\sum_{j \in \mathcal{J}} c_{jr} \mid j = 2, \dots, J\right\} \quad r \in \mathcal{R} \quad (\text{a.5})$$

The minimum capacity  $C_r^{\min}$  in (a.4) is determined as the maximum demand of an activity  $j$  for resource  $r$ . The maximum capacity  $C_r^{\max}$  in (a.5) is the peak demand calculated out of the earliest start time schedule under consideration of all precedence relations (Kolisch et al., 1995). In our project structure, multiple projects can run in parallel. Moreover, the selection of one alternative route per lot and the decision on the processing time lengths of single activities have to be regarded. Thus, resource availabilities would be too low when only considering (a.3)-(a.4). They have to be adapted in a way that they are high enough to get feasible solutions. Therefore, we determine the average amount of projects  $L^{par}$  that would be active concurrently. We compare the [release;due) intervals of all lots to satisfy the necessary consideration of parallel running projects. As a result, we extend  $C_r^{\min}$  and  $C_r^{\max}$  Kolisch et al. (1995) for the FRCMPSP-ASTF to the values  $C_r^{\text{lower}}$  and  $C_r^{\text{upper}}$  to generate feasible resource availabilities  $C_r$  in the following way:

$$C_r^{\text{lower}} = C_r^{\min} \cdot L^{par} \quad (\text{a.6})$$

$$C_r^{\text{upper}} = C_r^{\text{lower}} + C_r^{\max} \quad (\text{a.7})$$

$$C_r = C_r^{\text{lower}} + RS_R \cdot (C_r^{\text{upper}} - C_r^{\text{lower}}) \quad (\text{a.8})$$

By multiplying  $C_r^{\min}$  with  $L^{par}$  in (a.6), resource capacities are set in such a way that the parallel execution of different projects is possible. Since the  $C_r^{\text{upper}}$  in (a.7) has to be higher than  $C_r^{\text{lower}}$ , this lower bound is added to  $C_r^{\max}$  to guarantee this requirement. In (a.8) it can be seen that  $C_r^{\text{lower}}$  and  $C_r^{\text{upper}}$  are used instead of the originally introduced  $C_r^{\min}$  and  $C_r^{\max}$  of Kolisch et al. (1995) to calculate feasible resource availabilities.

For the real-world (*rw*) instances, the resource availabilities  $C_r$  for non-load balancing resources  $\mathcal{R} \setminus \mathcal{R}^*$  are calculated in a different way. They are set to two times  $C_r^{min}$  instead of using (a.8) since this corresponds to the real-world case. However, for all (*rand*) instances, formulae (a.6)-(a.8) are applied.

## References

Kolisch, R., Sprecher, A., & Drexl, A. (1995). Characterization and Generation of a General Class of Resource-Constrained Project Scheduling Problems. *Management Science*.  
<https://doi.org/10.1287/mnsc.41.10.1693>

Online Supplement (Appendix B) to  
“On constraint programming for a new flexible project scheduling problem with  
resource constraints”

Viktoria A. Hauder <sup>a,b,\*</sup>, Andreas Beham <sup>a,c</sup>, Sebastian Raggl <sup>a</sup>, Sophie N. Parragh <sup>b</sup>, Michael Affenzeller <sup>a,c</sup>

<sup>a</sup> *Heuristic and Evolutionary Algorithms Laboratory,  
University of Applied Sciences Upper Austria, Softwarepark 13, 4232 Hagenberg*

<sup>b</sup> *Institute of Production and Logistics Management,  
Johannes Kepler University Linz, Altenberger Strasse 69, 4040 Linz*

<sup>c</sup> *Institute of Formal Models and Verification,  
Johannes Kepler University Linz, Altenberger Strasse 69, 4040 Linz*

---

**Abstract**

In this online supplement, we present a detailed examination of all designed benchmark instances on the developed flexible resource-constrained multi-project scheduling problem with activity selection flexibility (FRCMPSP-ASF).

*Keywords:* Flexible multi-project scheduling, resource constraints, activity selection flexibility

---

---

\* Corresponding author: viktoria.hauder@fh-hagenberg.at

Instance name	Solver	Type	Nodes	Id	Best objective	Best bound	Runtime in seconds
CP-SingleProject_30_1	CP	Single-Project Case	30	1	26	26	0.04
CP-SingleProject_30_10	CP	Single-Project Case	30	10	26	26	0.04
CP-SingleProject_30_11	CP	Single-Project Case	30	11	24	24	0.03
CP-SingleProject_30_12	CP	Single-Project Case	30	12	27	27	0.03
CP-SingleProject_30_13	CP	Single-Project Case	30	13	30	30	0.05
CP-SingleProject_30_14	CP	Single-Project Case	30	14	23	23	0.04
CP-SingleProject_30_15	CP	Single-Project Case	30	15	23	23	0.08
CP-SingleProject_30_2	CP	Single-Project Case	30	2	22	22	0.04
CP-SingleProject_30_3	CP	Single-Project Case	30	3	34	34	0.66
CP-SingleProject_30_4	CP	Single-Project Case	30	4	27	27	0.03
CP-SingleProject_30_5	CP	Single-Project Case	30	5	24	24	0.03
CP-SingleProject_30_6	CP	Single-Project Case	30	6	27	27	0.03
CP-SingleProject_30_7	CP	Single-Project Case	30	7	22	22	0.03
CP-SingleProject_30_8	CP	Single-Project Case	30	8	26	26	0.04
CP-SingleProject_30_9	CP	Single-Project Case	30	9	21	21	0.03
CP-SingleProject_60_1	CP	Single-Project Case	60	1	50	50	0.57
CP-SingleProject_60_10	CP	Single-Project Case	60	10	48	48	0.06
CP-SingleProject_60_11	CP	Single-Project Case	60	11	56	56	0.33
CP-SingleProject_60_12	CP	Single-Project Case	60	12	47	47	0.07
CP-SingleProject_60_13	CP	Single-Project Case	60	13	55	55	0.05
CP-SingleProject_60_14	CP	Single-Project Case	60	14	56	56	0.04
CP-SingleProject_60_15	CP	Single-Project Case	60	15	46	46	0.03
CP-SingleProject_60_2	CP	Single-Project Case	60	2	52	52	0.09
CP-SingleProject_60_3	CP	Single-Project Case	60	3	46	46	0.04
CP-SingleProject_60_4	CP	Single-Project Case	60	4	49	49	0.03
CP-SingleProject_60_5	CP	Single-Project Case	60	5	46	46	0.03
CP-SingleProject_60_6	CP	Single-Project Case	60	6	72	72	2.73
CP-SingleProject_60_7	CP	Single-Project Case	60	7	47	47	0.3
CP-SingleProject_60_8	CP	Single-Project Case	60	8	44	44	0.04
CP-SingleProject_60_9	CP	Single-Project Case	60	9	53	53	0.03
CP-SingleProject_90_1	CP	Single-Project Case	90	1	67	67	0.12
CP-SingleProject_90_10	CP	Single-Project Case	90	10	90	90	0.52
CP-SingleProject_90_11	CP	Single-Project Case	90	11	79	79	0.04
CP-SingleProject_90_12	CP	Single-Project Case	90	12	80	80	0.71
CP-SingleProject_90_13	CP	Single-Project Case	90	13	70	70	0.1
CP-SingleProject_90_14	CP	Single-Project Case	90	14	77	77	0.04
CP-SingleProject_90_15	CP	Single-Project Case	90	15	73	73	0.04
CP-SingleProject_90_2	CP	Single-Project Case	90	2	71	71	0.04
CP-SingleProject_90_3	CP	Single-Project Case	90	3	82	82	0.04
CP-SingleProject_90_4	CP	Single-Project Case	90	4	70	70	0.04
CP-SingleProject_90_5	CP	Single-Project Case	90	5	72	72	1.56
CP-SingleProject_90_6	CP	Single-Project Case	90	6	82	82	0.53
CP-SingleProject_90_7	CP	Single-Project Case	90	7	95	95	3.52
CP-SingleProject_90_8	CP	Single-Project Case	90	8	75	75	0.04
CP-SingleProject_90_9	CP	Single-Project Case	90	9	91	91	8.02
CP-SingleProject_120_1	CP	Single-Project Case	120	1	93	93	0.05
CP-SingleProject_120_10	CP	Single-Project Case	120	10	103	103	0.57
CP-SingleProject_120_11	CP	Single-Project Case	120	11	105	105	0.49
CP-SingleProject_120_12	CP	Single-Project Case	120	12	105	105	0.05
CP-SingleProject_120_13	CP	Single-Project Case	120	13	105	105	1.85
CP-SingleProject_120_14	CP	Single-Project Case	120	14	94	94	0.15
CP-SingleProject_120_15	CP	Single-Project Case	120	15	103	103	0.05
CP-SingleProject_120_2	CP	Single-Project Case	120	2	144	144	471.46
CP-SingleProject_120_3	CP	Single-Project Case	120	3	89	89	0.76
CP-SingleProject_120_4	CP	Single-Project Case	120	4	102	102	0.05
CP-SingleProject_120_5	CP	Single-Project Case	120	5	148	148	456.21
CP-SingleProject_120_6	CP	Single-Project Case	120	6	94	94	0.74
CP-SingleProject_120_7	CP	Single-Project Case	120	7	109	109	0.05
CP-SingleProject_120_8	CP	Single-Project Case	120	8	94	94	0.98
CP-SingleProject_120_9	CP	Single-Project Case	120	9	98	98	0.05
CP-SingleProject_150_1	CP	Single-Project Case	150	1	126	126	0.15
CP-SingleProject_150_10	CP	Single-Project Case	150	10	167	167	1569.39
CP-SingleProject_150_11	CP	Single-Project Case	150	11	112	112	1.16
CP-SingleProject_150_12	CP	Single-Project Case	150	12	126	126	0.06
CP-SingleProject_150_13	CP	Single-Project Case	150	13	129	129	0.81
CP-SingleProject_150_14	CP	Single-Project Case	150	14	127	127	0.05
CP-SingleProject_150_15	CP	Single-Project Case	150	15	125	125	0.82
CP-SingleProject_150_2	CP	Single-Project Case	150	2	127	127	0.05
CP-SingleProject_150_3	CP	Single-Project Case	150	3	131	131	3.8
CP-SingleProject_150_4	CP	Single-Project Case	150	4	113	113	0.45
CP-SingleProject_150_5	CP	Single-Project Case	150	5	127	127	0.05
CP-SingleProject_150_6	CP	Single-Project Case	150	6	135	135	1.96
CP-SingleProject_150_7	CP	Single-Project Case	150	7	176	176	1026.76
CP-SingleProject_150_8	CP	Single-Project Case	150	8	129	129	0.11
CP-SingleProject_150_9	CP	Single-Project Case	150	9	116	116	0.29
MIP-SingleProject_30_1	MIP	Single-Project Case	30	1	26	26	1.23

Instance name	Solver	Type	Nodes	Id	Best objective	Best bound	Runtime in seconds
MIP-SingleProject_30_10	MIP	Single-Project Case	30	10	26	26	1.74
MIP-SingleProject_30_11	MIP	Single-Project Case	30	11	24	24	0.5
MIP-SingleProject_30_12	MIP	Single-Project Case	30	12	27	27	1.08
MIP-SingleProject_30_13	MIP	Single-Project Case	30	13	30	30	1.92
MIP-SingleProject_30_14	MIP	Single-Project Case	30	14	23	23	1
MIP-SingleProject_30_15	MIP	Single-Project Case	30	15	23	23	1.66
MIP-SingleProject_30_2	MIP	Single-Project Case	30	2	22	22	0.61
MIP-SingleProject_30_3	MIP	Single-Project Case	30	3	34	34	4.78
MIP-SingleProject_30_4	MIP	Single-Project Case	30	4	27	27	0.41
MIP-SingleProject_30_5	MIP	Single-Project Case	30	5	24	24	0.63
MIP-SingleProject_30_6	MIP	Single-Project Case	30	6	27	27	0.78
MIP-SingleProject_30_7	MIP	Single-Project Case	30	7	22	22	0.69
MIP-SingleProject_30_8	MIP	Single-Project Case	30	8	26	26	1.39
MIP-SingleProject_30_9	MIP	Single-Project Case	30	9	21	21	0.55
MIP-SingleProject_60_1	MIP	Single-Project Case	60	1	50	50	14.01
MIP-SingleProject_60_10	MIP	Single-Project Case	60	10	48	48	13.16
MIP-SingleProject_60_11	MIP	Single-Project Case	60	11	56	56	339.67
MIP-SingleProject_60_12	MIP	Single-Project Case	60	12	47	47	40.47
MIP-SingleProject_60_13	MIP	Single-Project Case	60	13	55	55	364.67
MIP-SingleProject_60_14	MIP	Single-Project Case	60	14	56	56	9.66
MIP-SingleProject_60_15	MIP	Single-Project Case	60	15	46	46	6.72
MIP-SingleProject_60_2	MIP	Single-Project Case	60	2	52	52	11.77
MIP-SingleProject_60_3	MIP	Single-Project Case	60	3	46	46	11.09
MIP-SingleProject_60_4	MIP	Single-Project Case	60	4	49	49	6.47
MIP-SingleProject_60_5	MIP	Single-Project Case	60	5	46	46	5.78
MIP-SingleProject_60_6	MIP	Single-Project Case	60	6	80	65.09730234	T
MIP-SingleProject_60_7	MIP	Single-Project Case	60	7	47	47	33.41
MIP-SingleProject_60_8	MIP	Single-Project Case	60	8	44	44	7.36
MIP-SingleProject_60_9	MIP	Single-Project Case	60	9	53	53	14.2
MIP-SingleProject_90_1	MIP	Single-Project Case	90	1	67	67	213.34
MIP-SingleProject_90_10	MIP	Single-Project Case	90	10	99	83	T
MIP-SingleProject_90_11	MIP	Single-Project Case	90	11	79	79	64.75
MIP-SingleProject_90_12	MIP	Single-Project Case	90	12	80	80	160.44
MIP-SingleProject_90_13	MIP	Single-Project Case	90	13	70	70	159.97
MIP-SingleProject_90_14	MIP	Single-Project Case	90	14	77	77	41.19
MIP-SingleProject_90_15	MIP	Single-Project Case	90	15	73	73	39.75
MIP-SingleProject_90_2	MIP	Single-Project Case	90	2	71	71	31.98
MIP-SingleProject_90_3	MIP	Single-Project Case	90	3	82	82	49.47
MIP-SingleProject_90_4	MIP	Single-Project Case	90	4	70	70	76.72
MIP-SingleProject_90_5	MIP	Single-Project Case	90	5	73	72	T
MIP-SingleProject_90_6	MIP	Single-Project Case	90	6	82	82	381.5
MIP-SingleProject_90_7	MIP	Single-Project Case	90	7	114	81	T
MIP-SingleProject_90_8	MIP	Single-Project Case	90	8	75	75	73.81
MIP-SingleProject_90_9	MIP	Single-Project Case	90	9	122	73.13231487	T
MIP-SingleProject_120_1	MIP	Single-Project Case	120	1	93	92	T
MIP-SingleProject_120_10	MIP	Single-Project Case	120	10	112	99	T
MIP-SingleProject_120_11	MIP	Single-Project Case	120	11	113	90	T
MIP-SingleProject_120_12	MIP	Single-Project Case	120	12	106	104	3601.2
MIP-SingleProject_120_13	MIP	Single-Project Case	120	13	131	75	T
MIP-SingleProject_120_14	MIP	Single-Project Case	120	14	94	94	1123.39
MIP-SingleProject_120_15	MIP	Single-Project Case	120	15	103	103	768
MIP-SingleProject_120_2	MIP	Single-Project Case	120	2	156	56.22509767	T
MIP-SingleProject_120_3	MIP	Single-Project Case	120	3		86.002	T
MIP-SingleProject_120_4	MIP	Single-Project Case	120	4	102	102	772.05
MIP-SingleProject_120_5	MIP	Single-Project Case	120	5	183	69.3007463	T
MIP-SingleProject_120_6	MIP	Single-Project Case	120	6		82	T
MIP-SingleProject_120_7	MIP	Single-Project Case	120	7	109	109	T
MIP-SingleProject_120_8	MIP	Single-Project Case	120	8	106	87	T
MIP-SingleProject_120_9	MIP	Single-Project Case	120	9	98	97	T
MIP-SingleProject_150_1	MIP	Single-Project Case	150	1		126	T
MIP-SingleProject_150_10	MIP	Single-Project Case	150	10		50	T
MIP-SingleProject_150_11	MIP	Single-Project Case	150	11		74	T
MIP-SingleProject_150_12	MIP	Single-Project Case	150	12	326	104	T
MIP-SingleProject_150_13	MIP	Single-Project Case	150	13		120	T
MIP-SingleProject_150_14	MIP	Single-Project Case	150	14	130	86.38461539	T
MIP-SingleProject_150_15	MIP	Single-Project Case	150	15		104	T
MIP-SingleProject_150_2	MIP	Single-Project Case	150	2	214	94	T
MIP-SingleProject_150_3	MIP	Single-Project Case	150	3		102	T
MIP-SingleProject_150_4	MIP	Single-Project Case	150	4		104	T
MIP-SingleProject_150_5	MIP	Single-Project Case	150	5		102	T
MIP-SingleProject_150_6	MIP	Single-Project Case	150	6		82	T
MIP-SingleProject_150_7	MIP	Single-Project Case	150	7		44	T
MIP-SingleProject_150_8	MIP	Single-Project Case	150	8	355	89	T
MIP-SingleProject_150_9	MIP	Single-Project Case	150	9		90	T
CP-MultiProject_30_1	CP	Multi-Project Case	30	1	26	26	0.03
CP-MultiProject_30_10	CP	Multi-Project Case	30	10	23	23	0.03

Instance name	Solver	Type	Nodes	Id	Best objective	Best bound	Runtime in seconds
CP-MultiProject_30_11	CP	Multi-Project Case	30	11	26	26	0.05
CP-MultiProject_30_12	CP	Multi-Project Case	30	12	23	23	0.03
CP-MultiProject_30_13	CP	Multi-Project Case	30	13	29	29	0.26
CP-MultiProject_30_14	CP	Multi-Project Case	30	14	32	32	0.28
CP-MultiProject_30_15	CP	Multi-Project Case	30	15	32	32	0.26
CP-MultiProject_30_2	CP	Multi-Project Case	30	2	22	22	0.03
CP-MultiProject_30_3	CP	Multi-Project Case	30	3	28	28	0.03
CP-MultiProject_30_4	CP	Multi-Project Case	30	4	24	24	0.2
CP-MultiProject_30_5	CP	Multi-Project Case	30	5	28	28	0.04
CP-MultiProject_30_6	CP	Multi-Project Case	30	6	31	31	0.68
CP-MultiProject_30_7	CP	Multi-Project Case	30	7	32	32	0.69
CP-MultiProject_30_8	CP	Multi-Project Case	30	8	25	25	0.03
CP-MultiProject_30_9	CP	Multi-Project Case	30	9	25	25	0.05
CP-MultiProject_60_1	CP	Multi-Project Case	60	1	35	35	26.17
CP-MultiProject_60_10	CP	Multi-Project Case	60	10	30	30	1.76
CP-MultiProject_60_11	CP	Multi-Project Case	60	11	62	49	T
CP-MultiProject_60_12	CP	Multi-Project Case	60	12	28	28	4.64
CP-MultiProject_60_13	CP	Multi-Project Case	60	13	40	40	23.09
CP-MultiProject_60_14	CP	Multi-Project Case	60	14	36	36	40.27
CP-MultiProject_60_15	CP	Multi-Project Case	60	15	44	44	11.15
CP-MultiProject_60_2	CP	Multi-Project Case	60	2	31	31	4.95
CP-MultiProject_60_3	CP	Multi-Project Case	60	3	33	33	3.43
CP-MultiProject_60_4	CP	Multi-Project Case	60	4	31	31	0.05
CP-MultiProject_60_5	CP	Multi-Project Case	60	5	43	43	22.4
CP-MultiProject_60_6	CP	Multi-Project Case	60	6	32	32	2.41
CP-MultiProject_60_7	CP	Multi-Project Case	60	7	33	33	2.49
CP-MultiProject_60_8	CP	Multi-Project Case	60	8	33	33	4.79
CP-MultiProject_60_9	CP	Multi-Project Case	60	9	56	46	T
CP-MultiProject_90_1	CP	Multi-Project Case	90	1	57	47	T
CP-MultiProject_90_10	CP	Multi-Project Case	90	10	48	48	879.81
CP-MultiProject_90_11	CP	Multi-Project Case	90	11	66	66	466.58
CP-MultiProject_90_12	CP	Multi-Project Case	90	12	45	45	154.14
CP-MultiProject_90_13	CP	Multi-Project Case	90	13	36	36	529.96
CP-MultiProject_90_14	CP	Multi-Project Case	90	14	54	54	591.84
CP-MultiProject_90_15	CP	Multi-Project Case	90	15	39	39	2938.27
CP-MultiProject_90_2	CP	Multi-Project Case	90	2	49	49	16.56
CP-MultiProject_90_3	CP	Multi-Project Case	90	3	78	78	2054.22
CP-MultiProject_90_4	CP	Multi-Project Case	90	4	52	52	530.07
CP-MultiProject_90_5	CP	Multi-Project Case	90	5	58	49	T
CP-MultiProject_90_6	CP	Multi-Project Case	90	6	54	54	78.12
CP-MultiProject_90_7	CP	Multi-Project Case	90	7	46	46	24.1
CP-MultiProject_90_8	CP	Multi-Project Case	90	8	49	49	412.89
CP-MultiProject_90_9	CP	Multi-Project Case	90	9	58	54	T
CP-MultiProject_120_1	CP	Multi-Project Case	120	1	88	73	T
CP-MultiProject_120_10	CP	Multi-Project Case	120	10	124	94	T
CP-MultiProject_120_11	CP	Multi-Project Case	120	11	53	46	T
CP-MultiProject_120_12	CP	Multi-Project Case	120	12	94	81	T
CP-MultiProject_120_13	CP	Multi-Project Case	120	13	111	92	T
CP-MultiProject_120_14	CP	Multi-Project Case	120	14	117	94	T
CP-MultiProject_120_15	CP	Multi-Project Case	120	15	68	56	T
CP-MultiProject_120_2	CP	Multi-Project Case	120	2	82	69	T
CP-MultiProject_120_3	CP	Multi-Project Case	120	3	114	89	T
CP-MultiProject_120_4	CP	Multi-Project Case	120	4	49	49	78.6
CP-MultiProject_120_5	CP	Multi-Project Case	120	5	62	51	T
CP-MultiProject_120_6	CP	Multi-Project Case	120	6	52	44	T
CP-MultiProject_120_7	CP	Multi-Project Case	120	7	87	73	T
CP-MultiProject_120_8	CP	Multi-Project Case	120	8	52	52	271.13
CP-MultiProject_120_9	CP	Multi-Project Case	120	9	62	49	T
CP-MultiProject_150_1	CP	Multi-Project Case	150	1	108	90	T
CP-MultiProject_150_10	CP	Multi-Project Case	150	10	65	55	T
CP-MultiProject_150_11	CP	Multi-Project Case	150	11	64	52	T
CP-MultiProject_150_12	CP	Multi-Project Case	150	12	109	85	T
CP-MultiProject_150_13	CP	Multi-Project Case	150	13	87	75	T
CP-MultiProject_150_14	CP	Multi-Project Case	150	14	108	91	T
CP-MultiProject_150_15	CP	Multi-Project Case	150	15	58	49	T
CP-MultiProject_150_2	CP	Multi-Project Case	150	2	77	62	T
CP-MultiProject_150_3	CP	Multi-Project Case	150	3	140	117	T
CP-MultiProject_150_4	CP	Multi-Project Case	150	4	96	82	T
CP-MultiProject_150_5	CP	Multi-Project Case	150	5	91	77	T
CP-MultiProject_150_6	CP	Multi-Project Case	150	6	89	74	T
CP-MultiProject_150_7	CP	Multi-Project Case	150	7	69	58	T
CP-MultiProject_150_8	CP	Multi-Project Case	150	8	63	53	T
CP-MultiProject_150_9	CP	Multi-Project Case	150	9	75	65	T
MIP-MultiProject_30_1	MIP	Multi-Project Case	30	1	26	26	0.58
MIP-MultiProject_30_10	MIP	Multi-Project Case	30	10	23	23	0.5
MIP-MultiProject_30_11	MIP	Multi-Project Case	30	11	26	26	2.05

Instance name	Solver	Type	Nodes	Id	Best objective	Best bound	Runtime in seconds
MIP-MultiProject_30_12	MIP	Multi-Project Case	30	12	<b>23</b>	<b>23</b>	0.59
MIP-MultiProject_30_13	MIP	Multi-Project Case	30	13	<b>29</b>	<b>29</b>	2.19
MIP-MultiProject_30_14	MIP	Multi-Project Case	30	14	<b>32</b>	<b>32</b>	9.86
MIP-MultiProject_30_15	MIP	Multi-Project Case	30	15	<b>32</b>	<b>32</b>	5.48
MIP-MultiProject_30_2	MIP	Multi-Project Case	30	2	<b>22</b>	<b>22</b>	0.61
MIP-MultiProject_30_3	MIP	Multi-Project Case	30	3	<b>28</b>	<b>28</b>	1.16
MIP-MultiProject_30_4	MIP	Multi-Project Case	30	4	<b>24</b>	<b>24</b>	1.77
MIP-MultiProject_30_5	MIP	Multi-Project Case	30	5	<b>28</b>	<b>28</b>	2.03
MIP-MultiProject_30_6	MIP	Multi-Project Case	30	6	<b>31</b>	<b>31</b>	1.7
MIP-MultiProject_30_7	MIP	Multi-Project Case	30	7	<b>32</b>	<b>32</b>	3.78
MIP-MultiProject_30_8	MIP	Multi-Project Case	30	8	<b>25</b>	<b>25</b>	0.83
MIP-MultiProject_30_9	MIP	Multi-Project Case	30	9	<b>25</b>	<b>25</b>	1.33
MIP-MultiProject_60_1	MIP	Multi-Project Case	60	1	35	34	T
MIP-MultiProject_60_10	MIP	Multi-Project Case	60	10	<b>30</b>	<b>30</b>	131.69
MIP-MultiProject_60_11	MIP	Multi-Project Case	60	11	68	52.05493117	T
MIP-MultiProject_60_12	MIP	Multi-Project Case	60	12	<b>28</b>	<b>28</b>	650.92
MIP-MultiProject_60_13	MIP	Multi-Project Case	60	13	43	38	T
MIP-MultiProject_60_14	MIP	Multi-Project Case	60	14	36	35	T
MIP-MultiProject_60_15	MIP	Multi-Project Case	60	15	46	43	T
MIP-MultiProject_60_2	MIP	Multi-Project Case	60	2	<b>31</b>	<b>31</b>	832.27
MIP-MultiProject_60_3	MIP	Multi-Project Case	60	3	33	32	T
MIP-MultiProject_60_4	MIP	Multi-Project Case	60	4	<b>31</b>	<b>31</b>	6.58
MIP-MultiProject_60_5	MIP	Multi-Project Case	60	5	46	42	T
MIP-MultiProject_60_6	MIP	Multi-Project Case	60	6	<b>32</b>	<b>32</b>	2484.52
MIP-MultiProject_60_7	MIP	Multi-Project Case	60	7	34	33	T
MIP-MultiProject_60_8	MIP	Multi-Project Case	60	8	33	32	T
MIP-MultiProject_60_9	MIP	Multi-Project Case	60	9	60	45.29245876	T
MIP-MultiProject_90_1	MIP	Multi-Project Case	90	1	64	42.28875354	T
MIP-MultiProject_90_10	MIP	Multi-Project Case	90	10	53	42	T
MIP-MultiProject_90_11	MIP	Multi-Project Case	90	11	77	42	T
MIP-MultiProject_90_12	MIP	Multi-Project Case	90	12	49	36.37645594	T
MIP-MultiProject_90_13	MIP	Multi-Project Case	90	13	38	36	T
MIP-MultiProject_90_14	MIP	Multi-Project Case	90	14	68	41.00336215	T
MIP-MultiProject_90_15	MIP	Multi-Project Case	90	15	42	36	T
MIP-MultiProject_90_2	MIP	Multi-Project Case	90	2	60	37.0675747	T
MIP-MultiProject_90_3	MIP	Multi-Project Case	90	3	233	49.55991856	T
MIP-MultiProject_90_4	MIP	Multi-Project Case	90	4	57	38.65460085	T
MIP-MultiProject_90_5	MIP	Multi-Project Case	90	5	69	43.95874473	T
MIP-MultiProject_90_6	MIP	Multi-Project Case	90	6	63	39.83051839	T
MIP-MultiProject_90_7	MIP	Multi-Project Case	90	7	52	36.05089349	T
MIP-MultiProject_90_8	MIP	Multi-Project Case	90	8	54	37.64176625	T
MIP-MultiProject_90_9	MIP	Multi-Project Case	90	9	67	41.46633183	T
MIP-MultiProject_120_1	MIP	Multi-Project Case	120	1	118	35	T
MIP-MultiProject_120_10	MIP	Multi-Project Case	120	10	175	33.59646636	T
MIP-MultiProject_120_11	MIP	Multi-Project Case	120	11	58	30	T
MIP-MultiProject_120_12	MIP	Multi-Project Case	120	12	132	33	T
MIP-MultiProject_120_13	MIP	Multi-Project Case	120	13	149	46.02206268	T
MIP-MultiProject_120_14	MIP	Multi-Project Case	120	14	165	35.5618358	T
MIP-MultiProject_120_15	MIP	Multi-Project Case	120	15	76	30	T
MIP-MultiProject_120_2	MIP	Multi-Project Case	120	2	99	30	T
MIP-MultiProject_120_3	MIP	Multi-Project Case	120	3	150	39	T
MIP-MultiProject_120_4	MIP	Multi-Project Case	120	4	53	30	T
MIP-MultiProject_120_5	MIP	Multi-Project Case	120	5	69	35	T
MIP-MultiProject_120_6	MIP	Multi-Project Case	120	6	56	27	T
MIP-MultiProject_120_7	MIP	Multi-Project Case	120	7	110	39.22162996	T
MIP-MultiProject_120_8	MIP	Multi-Project Case	120	8	58	26	T
MIP-MultiProject_120_9	MIP	Multi-Project Case	120	9	75	29	T
MIP-MultiProject_150_1	MIP	Multi-Project Case	150	1	161	31	T
MIP-MultiProject_150_10	MIP	Multi-Project Case	150	10	73	33.11055313	T
MIP-MultiProject_150_11	MIP	Multi-Project Case	150	11	71	29	T
MIP-MultiProject_150_12	MIP	Multi-Project Case	150	12	135	37.56741542	T
MIP-MultiProject_150_13	MIP	Multi-Project Case	150	13	128	30	T
MIP-MultiProject_150_14	MIP	Multi-Project Case	150	14	134	35	T
MIP-MultiProject_150_15	MIP	Multi-Project Case	150	15	66	32	T
MIP-MultiProject_150_2	MIP	Multi-Project Case	150	2	98	37	T
MIP-MultiProject_150_3	MIP	Multi-Project Case	150	3	248	29	T
MIP-MultiProject_150_4	MIP	Multi-Project Case	150	4	126	32	T
MIP-MultiProject_150_5	MIP	Multi-Project Case	150	5	112	31.32498581	T
MIP-MultiProject_150_6	MIP	Multi-Project Case	150	6	114	33	T
MIP-MultiProject_150_7	MIP	Multi-Project Case	150	7	81	28	T
MIP-MultiProject_150_8	MIP	Multi-Project Case	150	8	73	32	T
MIP-MultiProject_150_9	MIP	Multi-Project Case	150	9	85	35	T

CP ... Constraint Programming  
MIP ... Mixed Integer Programming  
Id ... Identification number of instance

T ... Maximum allowed computation time exploited (3.600 seconds)  
bold characters ... optimal solution found

Online Supplement (Appendix C) to  
“On constraint programming for a new flexible project scheduling problem with  
resource constraints”

Viktorija A. Hauder <sup>a,b,\*</sup>, Andreas Beham <sup>a,c</sup>, Sebastian Raggl <sup>a</sup>, Sophie N. Parragh <sup>b</sup>, Michael Affenzeller <sup>a,c</sup>

<sup>a</sup> *Heuristic and Evolutionary Algorithms Laboratory,  
University of Applied Sciences Upper Austria, Softwarepark 13, 4232 Hagenberg*

<sup>b</sup> *Institute of Production and Logistics Management,  
Johannes Kepler University Linz, Altenberger Strasse 69, 4040 Linz*

<sup>c</sup> *Institute of Formal Models and Verification,  
Johannes Kepler University Linz, Altenberger Strasse 69, 4040 Linz*

---

**Abstract**

In this online supplement, we present a detailed examination of all designed benchmark instances on the developed flexible resource-constrained multi-project scheduling problem with activity selection and time flexibility (FRCMPSP-ASTF).

*Keywords:* Flexible multi-project scheduling, resource constraints, activity selection flexibility, time flexibility

---

---

\* Corresponding author: viktorija.hauder@fh-hagenberg.at



Instance	Solver	Nodes	Demand	Id	Objective	Best objective	Best bound	Runtime (seconds)
110-rand-0,25-1_160_CP	CP	10	rand	1	makespan	39	39	0.03
110-rand-0,25-2_163_CP	CP	10	rand	2	makespan	29	29	0.03
110-rand-0,25-3_158_CP	CP	10	rand	3	makespan	31	31	0.03
110-rand-0,25-4_163_CP	CP	10	rand	4	makespan	33	33	0.03
110-rand-0,25-5_167_CP	CP	10	rand	5	makespan	37	37	0.03
110-rand-0,5-1_160_CP	CP	10	rand	1	makespan	39	39	0.03
110-rand-0,5-2_163_CP	CP	10	rand	2	makespan	29	29	0.03
110-rand-0,5-3_158_CP	CP	10	rand	3	makespan	31	31	0.03
110-rand-0,5-4_163_CP	CP	10	rand	4	makespan	33	33	0.03
110-rand-0,5-5_167_CP	CP	10	rand	5	makespan	37	37	0.03
110-rand-0,75-1_160_CP	CP	10	rand	1	makespan	39	39	0.03
110-rand-0,75-2_163_CP	CP	10	rand	2	makespan	29	29	0.03
110-rand-0,75-3_158_CP	CP	10	rand	3	makespan	31	31	0.03
110-rand-0,75-4_163_CP	CP	10	rand	4	makespan	33	33	0.03
110-rand-0,75-5_167_CP	CP	10	rand	5	makespan	37	37	0.03
110-rand-1-1_160_CP	CP	10	rand	1	makespan	39	39	0.03
110-rand-1-2_163_CP	CP	10	rand	2	makespan	29	29	0.03
110-rand-1-3_158_CP	CP	10	rand	3	makespan	31	31	0.03
110-rand-1-4_163_CP	CP	10	rand	4	makespan	33	33	0.03
110-rand-1-5_167_CP	CP	10	rand	5	makespan	37	37	0.03
110-rw-0,25-1_160_CP	CP	10	rw	1	makespan	39	39	0.02
110-rw-0,25-2_163_CP	CP	10	rw	2	makespan	29	29	0.02
110-rw-0,25-3_158_CP	CP	10	rw	3	makespan	31	31	0.02
110-rw-0,25-4_163_CP	CP	10	rw	4	makespan	33	33	0.02
110-rw-0,25-5_167_CP	CP	10	rw	5	makespan	37	37	0.02
110-rw-0,5-1_160_CP	CP	10	rw	1	makespan	39	39	0.02
110-rw-0,5-2_163_CP	CP	10	rw	2	makespan	29	29	0.02
110-rw-0,5-3_158_CP	CP	10	rw	3	makespan	31	31	0.02
110-rw-0,5-4_163_CP	CP	10	rw	4	makespan	33	33	0.02
110-rw-0,5-5_167_CP	CP	10	rw	5	makespan	37	37	0.02
110-rw-0,75-1_160_CP	CP	10	rw	1	makespan	39	39	0.02
110-rw-0,75-2_163_CP	CP	10	rw	2	makespan	29	29	0.02
110-rw-0,75-3_158_CP	CP	10	rw	3	makespan	31	31	0.02
110-rw-0,75-4_163_CP	CP	10	rw	4	makespan	33	33	0.02
110-rw-0,75-5_167_CP	CP	10	rw	5	makespan	37	37	0.02
110-rw-1-1_160_CP	CP	10	rw	1	makespan	39	39	0.02
110-rw-1-2_163_CP	CP	10	rw	2	makespan	29	29	0.02
110-rw-1-3_158_CP	CP	10	rw	3	makespan	31	31	0.02
110-rw-1-4_163_CP	CP	10	rw	4	makespan	33	33	0.02
110-rw-1-5_167_CP	CP	10	rw	5	makespan	37	37	0.02
150-rand-0,25-1_768_CP	CP	50	rand	1	makespan	72	72	0.13
150-rand-0,25-2_803_CP	CP	50	rand	2	makespan	75	75	0.14
150-rand-0,25-3_803_CP	CP	50	rand	3	makespan	70	70	0.13
150-rand-0,25-4_823_CP	CP	50	rand	4	makespan	80	80	0.13
150-rand-0,25-5_787_CP	CP	50	rand	5	makespan	74	74	0.13
150-rand-0,5-1_768_CP	CP	50	rand	1	makespan	72	72	0.13
150-rand-0,5-2_803_CP	CP	50	rand	2	makespan	75	75	0.13
150-rand-0,5-3_803_CP	CP	50	rand	3	makespan	70	70	0.13
150-rand-0,5-4_823_CP	CP	50	rand	4	makespan	80	80	0.13
150-rand-0,5-5_787_CP	CP	50	rand	5	makespan	74	74	0.13
150-rand-0,75-1_768_CP	CP	50	rand	1	makespan	72	72	0.13
150-rand-0,75-2_803_CP	CP	50	rand	2	makespan	75	75	0.13
150-rand-0,75-3_803_CP	CP	50	rand	3	makespan	70	70	0.13
150-rand-0,75-4_823_CP	CP	50	rand	4	makespan	80	80	0.13
150-rand-0,75-5_787_CP	CP	50	rand	5	makespan	74	74	0.13
150-rand-1-1_768_CP	CP	50	rand	1	makespan	72	72	0.13
150-rand-1-2_803_CP	CP	50	rand	2	makespan	75	75	0.14
150-rand-1-3_803_CP	CP	50	rand	3	makespan	70	70	0.13
150-rand-1-4_823_CP	CP	50	rand	4	makespan	80	80	0.14
150-rand-1-5_787_CP	CP	50	rand	5	makespan	74	74	0.13
150-rw-0,25-1_768_CP	CP	50	rw	1	makespan	72	72	0.07
150-rw-0,25-2_803_CP	CP	50	rw	2	makespan	75	75	0.07
150-rw-0,25-3_803_CP	CP	50	rw	3	makespan	70	70	0.08
150-rw-0,25-4_823_CP	CP	50	rw	4	makespan	80	80	0.07
150-rw-0,25-5_787_CP	CP	50	rw	5	makespan	74	74	0.08
150-rw-0,5-1_768_CP	CP	50	rw	1	makespan	72	72	0.07
150-rw-0,5-2_803_CP	CP	50	rw	2	makespan	75	75	0.07
150-rw-0,5-3_803_CP	CP	50	rw	3	makespan	70	70	0.08
150-rw-0,5-4_823_CP	CP	50	rw	4	makespan	80	80	0.07
150-rw-0,5-5_787_CP	CP	50	rw	5	makespan	74	74	0.08
150-rw-0,75-1_768_CP	CP	50	rw	1	makespan	72	72	0.08
150-rw-0,75-2_803_CP	CP	50	rw	2	makespan	75	75	0.07
150-rw-0,75-3_803_CP	CP	50	rw	3	makespan	70	70	0.09
150-rw-0,75-4_823_CP	CP	50	rw	4	makespan	80	80	0.07
150-rw-0,75-5_787_CP	CP	50	rw	5	makespan	74	74	0.07
150-rw-1-1_768_CP	CP	50	rw	1	makespan	72	72	0.07

Instance	Solver	Nodes	Demand	Id	Objective	Best objective	Best bound	Runtime (seconds)
150-rw-1-2_803_CP	CP	50	rw	2	makespan	75	75	0.07
150-rw-1-3_803_CP	CP	50	rw	3	makespan	70	70	0.09
150-rw-1-4_823_CP	CP	50	rw	4	makespan	80	80	0.07
150-rw-1-5_787_CP	CP	50	rw	5	makespan	74	74	0.08
1100-rand-0,25-1_1557_CP	CP	100	rand	1	makespan	125	125	0.29
1100-rand-0,25-2_1605_CP	CP	100	rand	2	makespan	121	121	0.28
1100-rand-0,25-3_1580_CP	CP	100	rand	3	makespan	128	128	0.29
1100-rand-0,25-4_1649_CP	CP	100	rand	4	makespan	129	129	0.29
1100-rand-0,25-5_1573_CP	CP	100	rand	5	makespan	122	122	0.30
1100-rand-0,5-1_1557_CP	CP	100	rand	1	makespan	125	125	0.27
1100-rand-0,5-2_1605_CP	CP	100	rand	2	makespan	121	121	0.28
1100-rand-0,5-3_1580_CP	CP	100	rand	3	makespan	128	128	0.29
1100-rand-0,5-4_1649_CP	CP	100	rand	4	makespan	129	129	0.28
1100-rand-0,5-5_1573_CP	CP	100	rand	5	makespan	122	122	0.28
1100-rand-0,75-1_1557_CP	CP	100	rand	1	makespan	125	125	0.28
1100-rand-0,75-2_1605_CP	CP	100	rand	2	makespan	121	121	0.29
1100-rand-0,75-3_1580_CP	CP	100	rand	3	makespan	128	128	0.28
1100-rand-0,75-4_1649_CP	CP	100	rand	4	makespan	129	129	0.29
1100-rand-0,75-5_1573_CP	CP	100	rand	5	makespan	122	122	0.29
1100-rand-1-1_1557_CP	CP	100	rand	1	makespan	125	125	0.28
1100-rand-1-2_1605_CP	CP	100	rand	2	makespan	121	121	0.29
1100-rand-1-3_1580_CP	CP	100	rand	3	makespan	128	128	0.28
1100-rand-1-4_1649_CP	CP	100	rand	4	makespan	129	129	0.30
1100-rand-1-5_1573_CP	CP	100	rand	5	makespan	122	122	0.28
1100-rw-0,25-1_1557_CP	CP	100	rw	1	makespan	125	125	0.14
1100-rw-0,25-2_1605_CP	CP	100	rw	2	makespan	121	121	0.15
1100-rw-0,25-3_1580_CP	CP	100	rw	3	makespan	128	128	0.15
1100-rw-0,25-4_1649_CP	CP	100	rw	4	makespan	129	129	0.15
1100-rw-0,25-5_1573_CP	CP	100	rw	5	makespan	122	122	0.16
1100-rw-0,5-1_1557_CP	CP	100	rw	1	makespan	125	125	0.14
1100-rw-0,5-2_1605_CP	CP	100	rw	2	makespan	121	121	0.15
1100-rw-0,5-3_1580_CP	CP	100	rw	3	makespan	128	128	0.15
1100-rw-0,5-4_1649_CP	CP	100	rw	4	makespan	129	129	0.15
1100-rw-0,5-5_1573_CP	CP	100	rw	5	makespan	122	122	0.16
1100-rw-0,75-1_1557_CP	CP	100	rw	1	makespan	125	125	0.14
1100-rw-0,75-2_1605_CP	CP	100	rw	2	makespan	121	121	0.15
1100-rw-0,75-3_1580_CP	CP	100	rw	3	makespan	128	128	0.15
1100-rw-0,75-4_1649_CP	CP	100	rw	4	makespan	129	129	0.15
1100-rw-0,75-5_1573_CP	CP	100	rw	5	makespan	122	122	0.16
1100-rw-1-1_1557_CP	CP	100	rw	1	makespan	125	125	0.14
1100-rw-1-2_1605_CP	CP	100	rw	2	makespan	121	121	0.15
1100-rw-1-3_1580_CP	CP	100	rw	3	makespan	128	128	0.16
1100-rw-1-4_1649_CP	CP	100	rw	4	makespan	129	129	0.15
1100-rw-1-5_1573_CP	CP	100	rw	5	makespan	122	122	0.16
110-rand-0,25-1_160_CP	CP	10	rand	1	timebalance	4	4	0.10
110-rand-0,25-2_163_CP	CP	10	rand	2	timebalance	2	2	0.10
110-rand-0,25-3_158_CP	CP	10	rand	3	timebalance	3	3	0.12
110-rand-0,25-4_163_CP	CP	10	rand	4	timebalance	3	3	0.11
110-rand-0,25-5_167_CP	CP	10	rand	5	timebalance	3	3	0.11
110-rand-0,5-1_160_CP	CP	10	rand	1	timebalance	4	4	0.10
110-rand-0,5-2_163_CP	CP	10	rand	2	timebalance	2	2	0.09
110-rand-0,5-3_158_CP	CP	10	rand	3	timebalance	3	3	0.11
110-rand-0,5-4_163_CP	CP	10	rand	4	timebalance	3	3	0.09
110-rand-0,5-5_167_CP	CP	10	rand	5	timebalance	3	3	0.11
110-rand-0,75-1_160_CP	CP	10	rand	1	timebalance	4	4	0.10
110-rand-0,75-2_163_CP	CP	10	rand	2	timebalance	2	2	0.10
110-rand-0,75-3_158_CP	CP	10	rand	3	timebalance	3	3	0.10
110-rand-0,75-4_163_CP	CP	10	rand	4	timebalance	3	3	0.08
110-rand-0,75-5_167_CP	CP	10	rand	5	timebalance	3	3	0.11
110-rand-1-1_160_CP	CP	10	rand	1	timebalance	4	4	0.10
110-rand-1-2_163_CP	CP	10	rand	2	timebalance	2	2	0.10
110-rand-1-3_158_CP	CP	10	rand	3	timebalance	3	3	0.10
110-rand-1-4_163_CP	CP	10	rand	4	timebalance	3	3	0.08
110-rand-1-5_167_CP	CP	10	rand	5	timebalance	3	3	0.10
110-rw-0,25-1_160_CP	CP	10	rw	1	timebalance	4	4	0.06
110-rw-0,25-2_163_CP	CP	10	rw	2	timebalance	2	2	0.07
110-rw-0,25-3_158_CP	CP	10	rw	3	timebalance	3	3	0.07
110-rw-0,25-4_163_CP	CP	10	rw	4	timebalance	3	3	0.07
110-rw-0,25-5_167_CP	CP	10	rw	5	timebalance	3	3	0.07
110-rw-0,5-1_160_CP	CP	10	rw	1	timebalance	4	4	0.06
110-rw-0,5-2_163_CP	CP	10	rw	2	timebalance	2	2	0.07
110-rw-0,5-3_158_CP	CP	10	rw	3	timebalance	3	3	0.07
110-rw-0,5-4_163_CP	CP	10	rw	4	timebalance	3	3	0.08
110-rw-0,5-5_167_CP	CP	10	rw	5	timebalance	3	3	0.08
110-rw-0,75-1_160_CP	CP	10	rw	1	timebalance	4	4	0.06
110-rw-0,75-2_163_CP	CP	10	rw	2	timebalance	2	2	0.07

Instance	Solver	Nodes	Demand	Id	Objective	Best objective	Best bound	Runtime (seconds)
110-rw-0,75-3_158_CP	CP	10	rw	3	timebalance	3	3	0.07
110-rw-0,75-4_163_CP	CP	10	rw	4	timebalance	3	3	0.07
110-rw-0,75-5_167_CP	CP	10	rw	5	timebalance	3	3	0.08
110-rw-1-1_160_CP	CP	10	rw	1	timebalance	4	4	0.06
110-rw-1-2_163_CP	CP	10	rw	2	timebalance	2	2	0.07
110-rw-1-3_158_CP	CP	10	rw	3	timebalance	3	3	0.06
110-rw-1-4_163_CP	CP	10	rw	4	timebalance	3	3	0.07
110-rw-1-5_167_CP	CP	10	rw	5	timebalance	3	3	0.08
150-rand-0,25-1_768_CP	CP	50	rand	1	timebalance	4	4	0.56
150-rand-0,25-2_803_CP	CP	50	rand	2	timebalance	4	4	0.54
150-rand-0,25-3_803_CP	CP	50	rand	3	timebalance	4	4	0.60
150-rand-0,25-4_823_CP	CP	50	rand	4	timebalance	4	4	0.58
150-rand-0,25-5_787_CP	CP	50	rand	5	timebalance	4	4	0.54
150-rand-0,5-1_768_CP	CP	50	rand	1	timebalance	4	4	0.54
150-rand-0,5-2_803_CP	CP	50	rand	2	timebalance	4	4	0.54
150-rand-0,5-3_803_CP	CP	50	rand	3	timebalance	4	4	0.59
150-rand-0,5-4_823_CP	CP	50	rand	4	timebalance	4	4	0.67
150-rand-0,5-5_787_CP	CP	50	rand	5	timebalance	4	4	0.56
150-rand-0,75-1_768_CP	CP	50	rand	1	timebalance	4	4	0.52
150-rand-0,75-2_803_CP	CP	50	rand	2	timebalance	4	4	0.51
150-rand-0,75-3_803_CP	CP	50	rand	3	timebalance	4	4	0.58
150-rand-0,75-4_823_CP	CP	50	rand	4	timebalance	4	4	0.61
150-rand-0,75-5_787_CP	CP	50	rand	5	timebalance	4	4	0.55
150-rand-1-1_768_CP	CP	50	rand	1	timebalance	4	4	0.53
150-rand-1-2_803_CP	CP	50	rand	2	timebalance	4	4	0.51
150-rand-1-3_803_CP	CP	50	rand	3	timebalance	4	4	0.56
150-rand-1-4_823_CP	CP	50	rand	4	timebalance	4	4	0.58
150-rand-1-5_787_CP	CP	50	rand	5	timebalance	4	4	0.53
150-rw-0,25-1_768_CP	CP	50	rw	1	timebalance	4	4	0.51
150-rw-0,25-2_803_CP	CP	50	rw	2	timebalance	4	4	0.44
150-rw-0,25-3_803_CP	CP	50	rw	3	timebalance	4	4	0.64
150-rw-0,25-4_823_CP	CP	50	rw	4	timebalance	4	4	0.59
150-rw-0,25-5_787_CP	CP	50	rw	5	timebalance	4	4	0.53
150-rw-0,5-1_768_CP	CP	50	rw	1	timebalance	4	4	0.52
150-rw-0,5-2_803_CP	CP	50	rw	2	timebalance	4	4	0.59
150-rw-0,5-3_803_CP	CP	50	rw	3	timebalance	4	4	0.64
150-rw-0,5-4_823_CP	CP	50	rw	4	timebalance	4	4	0.59
150-rw-0,5-5_787_CP	CP	50	rw	5	timebalance	4	4	0.53
150-rw-0,75-1_768_CP	CP	50	rw	1	timebalance	4	4	0.45
150-rw-0,75-2_803_CP	CP	50	rw	2	timebalance	4	4	0.54
150-rw-0,75-3_803_CP	CP	50	rw	3	timebalance	4	4	0.83
150-rw-0,75-4_823_CP	CP	50	rw	4	timebalance	4	4	0.68
150-rw-0,75-5_787_CP	CP	50	rw	5	timebalance	4	4	0.52
150-rw-1-1_768_CP	CP	50	rw	1	timebalance	4	4	0.52
150-rw-1-2_803_CP	CP	50	rw	2	timebalance	4	4	0.43
150-rw-1-3_803_CP	CP	50	rw	3	timebalance	4	4	0.64
150-rw-1-4_823_CP	CP	50	rw	4	timebalance	4	4	0.67
150-rw-1-5_787_CP	CP	50	rw	5	timebalance	4	4	0.52
1100-rand-0,25-1_1557_CP	CP	100	rand	1	timebalance	4	4	1.75
1100-rand-0,25-2_1605_CP	CP	100	rand	2	timebalance	4	4	1.79
1100-rand-0,25-3_1580_CP	CP	100	rand	3	timebalance	4	4	1.97
1100-rand-0,25-4_1649_CP	CP	100	rand	4	timebalance	5	5	1.87
1100-rand-0,25-5_1573_CP	CP	100	rand	5	timebalance	5	5	1.55
1100-rand-0,5-1_1557_CP	CP	100	rand	1	timebalance	4	4	1.66
1100-rand-0,5-2_1605_CP	CP	100	rand	2	timebalance	4	4	2.03
1100-rand-0,5-3_1580_CP	CP	100	rand	3	timebalance	4	4	1.71
1100-rand-0,5-4_1649_CP	CP	100	rand	4	timebalance	5	5	1.66
1100-rand-0,5-5_1573_CP	CP	100	rand	5	timebalance	5	5	1.55
1100-rand-0,75-1_1557_CP	CP	100	rand	1	timebalance	4	4	1.80
1100-rand-0,75-2_1605_CP	CP	100	rand	2	timebalance	4	4	1.45
1100-rand-0,75-3_1580_CP	CP	100	rand	3	timebalance	4	4	1.63
1100-rand-0,75-4_1649_CP	CP	100	rand	4	timebalance	5	5	1.46
1100-rand-0,75-5_1573_CP	CP	100	rand	5	timebalance	5	5	1.24
1100-rand-1-1_1557_CP	CP	100	rand	1	timebalance	4	4	1.86
1100-rand-1-2_1605_CP	CP	100	rand	2	timebalance	4	4	1.49
1100-rand-1-3_1580_CP	CP	100	rand	3	timebalance	4	4	1.52
1100-rand-1-4_1649_CP	CP	100	rand	4	timebalance	5	5	1.61
1100-rand-1-5_1573_CP	CP	100	rand	5	timebalance	5	5	1.26
1100-rw-0,25-1_1557_CP	CP	100	rw	1	timebalance	4	4	10.02
1100-rw-0,25-2_1605_CP	CP	100	rw	2	timebalance	4	4	1.98
1100-rw-0,25-3_1580_CP	CP	100	rw	3	timebalance	4	4	28.36
1100-rw-0,25-4_1649_CP	CP	100	rw	4	timebalance	5	5	5.19
1100-rw-0,25-5_1573_CP	CP	100	rw	5	timebalance	5	5	10.18
1100-rw-0,5-1_1557_CP	CP	100	rw	1	timebalance	4	4	47.87
1100-rw-0,5-2_1605_CP	CP	100	rw	2	timebalance	4	4	15.53
1100-rw-0,5-3_1580_CP	CP	100	rw	3	timebalance	4	4	14.23

Instance	Solver	Nodes	Demand	Id	Objective	Best objective	Best bound	Runtime (seconds)
1100-rw-0,5-4_1649_CP	CP	100	rw	4	timebalance	5	5	2.03
1100-rw-0,5-5_1573_CP	CP	100	rw	5	timebalance	5	5	6.83
1100-rw-0,75-1_1557_CP	CP	100	rw	1	timebalance	4	4	186.91
1100-rw-0,75-2_1605_CP	CP	100	rw	2	timebalance	4	4	2.09
1100-rw-0,75-3_1580_CP	CP	100	rw	3	timebalance	4	4	1.91
1100-rw-0,75-4_1649_CP	CP	100	rw	4	timebalance	5	5	1.62
1100-rw-0,75-5_1573_CP	CP	100	rw	5	timebalance	5	5	18.54
1100-rw-1-1_1557_CP	CP	100	rw	1	timebalance	4	4	21.33
1100-rw-1-2_1605_CP	CP	100	rw	2	timebalance	4	4	16.60
1100-rw-1-3_1580_CP	CP	100	rw	3	timebalance	4	4	1.52
1100-rw-1-4_1649_CP	CP	100	rw	4	timebalance	5	5	2.01
1100-rw-1-5_1573_CP	CP	100	rw	5	timebalance	5	5	3.34
110-rand-0,25-1_160_CP	CP	10	rand	1	loadbalance	<b>0.571429</b>	<b>0.571429</b>	339.89
110-rand-0,25-2_163_CP	CP	10	rand	2	loadbalance	<b>0.614286</b>	<b>0.614286</b>	146.76
110-rand-0,25-3_158_CP	CP	10	rand	3	loadbalance	<b>0.633803</b>	<b>0.633803</b>	238.99
110-rand-0,25-4_163_CP	CP	10	rand	4	loadbalance	<b>0.60274</b>	<b>0.60274</b>	524.80
110-rand-0,25-5_167_CP	CP	10	rand	5	loadbalance	<b>0.597403</b>	<b>0.597403</b>	426.21
110-rand-0,5-1_160_CP	CP	10	rand	1	loadbalance	<b>0.415094</b>	<b>0.415094</b>	144.90
110-rand-0,5-2_163_CP	CP	10	rand	2	loadbalance	<b>0.452632</b>	<b>0.452632</b>	172.13
110-rand-0,5-3_158_CP	CP	10	rand	3	loadbalance	<b>0.463918</b>	<b>0.463918</b>	244.66
110-rand-0,5-4_163_CP	CP	10	rand	4	loadbalance	<b>0.438776</b>	<b>0.438776</b>	291.07
110-rand-0,5-5_167_CP	CP	10	rand	5	loadbalance	<b>0.425926</b>	<b>0.425926</b>	888.89
110-rand-0,75-1_160_CP	CP	10	rand	1	loadbalance	<b>0.323529</b>	<b>0.323529</b>	201.64
110-rand-0,75-2_163_CP	CP	10	rand	2	loadbalance	<b>0.358333</b>	<b>0.358333</b>	288.08
110-rand-0,75-3_158_CP	CP	10	rand	3	loadbalance	<b>0.366667</b>	<b>0.366667</b>	372.53
110-rand-0,75-4_163_CP	CP	10	rand	4	loadbalance	<b>0.34375</b>	<b>0.34375</b>	259.90
110-rand-0,75-5_167_CP	CP	10	rand	5	loadbalance	<b>0.330935</b>	<b>0.330935</b>	289.32
110-rand-1-1_160_CP	CP	10	rand	1	loadbalance	<b>0.26506</b>	<b>0.26506</b>	402.17
110-rand-1-2_163_CP	CP	10	rand	2	loadbalance	<b>0.296552</b>	<b>0.296552</b>	151.17
110-rand-1-3_158_CP	CP	10	rand	3	loadbalance	<b>0.303448</b>	<b>0.303448</b>	255.18
110-rand-1-4_163_CP	CP	10	rand	4	loadbalance	<b>0.283871</b>	<b>0.283871</b>	721.19
110-rand-1-5_167_CP	CP	10	rand	5	loadbalance	<b>0.272109</b>	<b>0.272109</b>	527.45
110-rw-0,25-1_160_CP	CP	10	rw	1	loadbalance	<b>0.333333</b>	<b>0.333333</b>	0.52
110-rw-0,25-2_163_CP	CP	10	rw	2	loadbalance	<b>0.333333</b>	<b>0.333333</b>	0.53
110-rw-0,25-3_158_CP	CP	10	rw	3	loadbalance	<b>0.333333</b>	<b>0.333333</b>	0.37
110-rw-0,25-4_163_CP	CP	10	rw	4	loadbalance	<b>0.5</b>	<b>0.5</b>	0.12
110-rw-0,25-5_167_CP	CP	10	rw	5	loadbalance	<b>0.333333</b>	<b>0.333333</b>	0.53
110-rw-0,5-1_160_CP	CP	10	rw	1	loadbalance	<b>0.285714</b>	<b>0.285714</b>	0.46
110-rw-0,5-2_163_CP	CP	10	rw	2	loadbalance	<b>0.285714</b>	<b>0.285714</b>	1.69
110-rw-0,5-3_158_CP	CP	10	rw	3	loadbalance	<b>0.285714</b>	<b>0.285714</b>	0.76
110-rw-0,5-4_163_CP	CP	10	rw	4	loadbalance	<b>0.428571</b>	<b>0.428571</b>	0.73
110-rw-0,5-5_167_CP	CP	10	rw	5	loadbalance	<b>0.285714</b>	<b>0.285714</b>	0.56
110-rw-0,75-1_160_CP	CP	10	rw	1	loadbalance	<b>0.25</b>	<b>0.25</b>	0.37
110-rw-0,75-2_163_CP	CP	10	rw	2	loadbalance	<b>0.25</b>	<b>0.25</b>	0.55
110-rw-0,75-3_158_CP	CP	10	rw	3	loadbalance	<b>0.25</b>	<b>0.25</b>	1.00
110-rw-0,75-4_163_CP	CP	10	rw	4	loadbalance	<b>0.375</b>	<b>0.375</b>	0.52
110-rw-0,75-5_167_CP	CP	10	rw	5	loadbalance	<b>0.25</b>	<b>0.25</b>	0.44
110-rw-1-1_160_CP	CP	10	rw	1	loadbalance	<b>0.25</b>	<b>0.25</b>	0.86
110-rw-1-2_163_CP	CP	10	rw	2	loadbalance	<b>0.25</b>	<b>0.25</b>	1.10
110-rw-1-3_158_CP	CP	10	rw	3	loadbalance	<b>0.25</b>	<b>0.25</b>	2.67
110-rw-1-4_163_CP	CP	10	rw	4	loadbalance	<b>0.333333</b>	<b>0.333333</b>	0.90
110-rw-1-5_167_CP	CP	10	rw	5	loadbalance	<b>0.25</b>	<b>0.25</b>	3.70
150-rand-0,25-1_768_CP	CP	50	rand	1	loadbalance	0.548387	0.210327	T
150-rand-0,25-2_803_CP	CP	50	rand	2	loadbalance	0.554217	0.200357	T
150-rand-0,25-3_803_CP	CP	50	rand	3	loadbalance	0.586826	0.213456	T
150-rand-0,25-4_823_CP	CP	50	rand	4	loadbalance	0.532544	0.193621	T
150-rand-0,25-5_787_CP	CP	50	rand	5	loadbalance	0.541667	0.197566	T
150-rand-0,5-1_768_CP	CP	50	rand	1	loadbalance	0.472826	0.176667	T
150-rand-0,5-2_803_CP	CP	50	rand	2	loadbalance	0.462687	0.168552	T
150-rand-0,5-3_803_CP	CP	50	rand	3	loadbalance	0.482927	0.179592	T
150-rand-0,5-4_823_CP	CP	50	rand	4	loadbalance	0.450495	0.162887	T
150-rand-0,5-5_787_CP	CP	50	rand	5	loadbalance	0.458537	0.168001	T
150-rand-0,75-1_768_CP	CP	50	rand	1	loadbalance	0.403756	0.152312	T
150-rand-0,75-2_803_CP	CP	50	rand	2	loadbalance	0.394737	0.145418	T
150-rand-0,75-3_803_CP	CP	50	rand	3	loadbalance	0.416667	0.154862	T
150-rand-0,75-4_823_CP	CP	50	rand	4	loadbalance	0.391489	0.140582	T
150-rand-0,75-5_787_CP	CP	50	rand	5	loadbalance	0.402715	0.145789	T
150-rand-1-1_768_CP	CP	50	rand	1	loadbalance	0.352941	0.133864	T
150-rand-1-2_803_CP	CP	50	rand	2	loadbalance	0.338521	0.128168	T
150-rand-1-3_803_CP	CP	50	rand	3	loadbalance	0.360153	0.136294	T
150-rand-1-4_823_CP	CP	50	rand	4	loadbalance	0.339552	0.123717	T
150-rand-1-5_787_CP	CP	50	rand	5	loadbalance	0.357143	0.129285	T
150-rw-0,25-1_768_CP	CP	50	rw	1	loadbalance	0.266667	0.133333	T
150-rw-0,25-2_803_CP	CP	50	rw	2	loadbalance	0.25	0.125	T
150-rw-0,25-3_803_CP	CP	50	rw	3	loadbalance	0.25	0.125	T
150-rw-0,25-4_823_CP	CP	50	rw	4	loadbalance	0.25	0.125	T

Instance	Solver	Nodes	Demand	Id	Objective	Best objective	Best bound	Runtime (seconds)
150-rw-0,25-5_787_CP	CP	50	rw	5	loadbalance	0.25	0.125	T
150-rw-0,5-1_768_CP	CP	50	rw	1	loadbalance	0.25	0.133333	T
150-rw-0,5-2_803_CP	CP	50	rw	2	loadbalance	0.235294	0.125	T
150-rw-0,5-3_803_CP	CP	50	rw	3	loadbalance	0.235294	0.125	T
150-rw-0,5-4_823_CP	CP	50	rw	4	loadbalance	0.235294	0.125	T
150-rw-0,5-5_787_CP	CP	50	rw	5	loadbalance	0.235294	0.125	T
150-rw-0,75-1_768_CP	CP	50	rw	1	loadbalance	0.235294	0.133333	T
150-rw-0,75-2_803_CP	CP	50	rw	2	loadbalance	0.222222	0.125	T
150-rw-0,75-3_803_CP	CP	50	rw	3	loadbalance	0.222222	0.125	T
150-rw-0,75-4_823_CP	CP	50	rw	4	loadbalance	0.222222	0.125	T
150-rw-0,75-5_787_CP	CP	50	rw	5	loadbalance	0.222222	0.125	T
150-rw-1-1_768_CP	CP	50	rw	1	loadbalance	0.222222	0.133333	T
150-rw-1-2_803_CP	CP	50	rw	2	loadbalance	0.210526	0.125	T
150-rw-1-3_803_CP	CP	50	rw	3	loadbalance	0.210526	0.125	T
150-rw-1-4_823_CP	CP	50	rw	4	loadbalance	0.210526	0.125	T
150-rw-1-5_787_CP	CP	50	rw	5	loadbalance	0.210526	0.125	T
1100-rand-0,25-1_1557_CP	CP	100	rand	1	loadbalance	0.554286	0.244761	T
1100-rand-0,25-2_1605_CP	CP	100	rand	2	loadbalance	0.565714	0.254743	T
1100-rand-0,25-3_1580_CP	CP	100	rand	3	loadbalance	0.586592	0.238098	T
1100-rand-0,25-4_1649_CP	CP	100	rand	4	loadbalance	0.550562	0.233447	T
1100-rand-0,25-5_1573_CP	CP	100	rand	5	loadbalance	0.560694	0.251437	T
1100-rand-0,5-1_1557_CP	CP	100	rand	1	loadbalance	0.487805	0.208326	T
1100-rand-0,5-2_1605_CP	CP	100	rand	2	loadbalance	0.5	0.216216	T
1100-rand-0,5-3_1580_CP	CP	100	rand	3	loadbalance	0.485577	0.202001	T
1100-rand-0,5-4_1649_CP	CP	100	rand	4	loadbalance	0.473934	0.197304	T
1100-rand-0,5-5_1573_CP	CP	100	rand	5	loadbalance	0.477612	0.215531	T
1100-rand-0,75-1_1557_CP	CP	100	rand	1	loadbalance	0.414938	0.181234	T
1100-rand-0,75-2_1605_CP	CP	100	rand	2	loadbalance	0.418803	0.18762	T
1100-rand-0,75-3_1580_CP	CP	100	rand	3	loadbalance	0.422594	0.175258	T
1100-rand-0,75-4_1649_CP	CP	100	rand	4	loadbalance	0.404255	0.170982	T
1100-rand-0,75-5_1573_CP	CP	100	rand	5	loadbalance	0.411523	0.188082	T
1100-rand-1-1_1557_CP	CP	100	rand	1	loadbalance	0.364662	0.160552	T
1100-rand-1-2_1605_CP	CP	100	rand	2	loadbalance	0.369403	0.166089	T
1100-rand-1-3_1580_CP	CP	100	rand	3	loadbalance	0.362963	0.154981	T
1100-rand-1-4_1649_CP	CP	100	rand	4	loadbalance	0.355072	0.150907	T
1100-rand-1-5_1573_CP	CP	100	rand	5	loadbalance	0.372093	0.167529	T
1100-rw-0,25-1_1557_CP	CP	100	rw	1	loadbalance	0.294118	0.117647	T
1100-rw-0,25-2_1605_CP	CP	100	rw	2	loadbalance	0.235294	0.117647	T
1100-rw-0,25-3_1580_CP	CP	100	rw	3	loadbalance	0.294118	0.117647	T
1100-rw-0,25-4_1649_CP	CP	100	rw	4	loadbalance	0.294118	0.117647	T
1100-rw-0,25-5_1573_CP	CP	100	rw	5	loadbalance	0.294118	0.117647	T
1100-rw-0,5-1_1557_CP	CP	100	rw	1	loadbalance	0.277778	0.117647	T
1100-rw-0,5-2_1605_CP	CP	100	rw	2	loadbalance	0.277778	0.117647	T
1100-rw-0,5-3_1580_CP	CP	100	rw	3	loadbalance	0.235294	0.117647	T
1100-rw-0,5-4_1649_CP	CP	100	rw	4	loadbalance	0.235294	0.117647	T
1100-rw-0,5-5_1573_CP	CP	100	rw	5	loadbalance	0.277778	0.117647	T
1100-rw-0,75-1_1557_CP	CP	100	rw	1	loadbalance	0.263158	0.117647	T
1100-rw-0,75-2_1605_CP	CP	100	rw	2	loadbalance	0.235294	0.117647	T
1100-rw-0,75-3_1580_CP	CP	100	rw	3	loadbalance	0.235294	0.117647	T
1100-rw-0,75-4_1649_CP	CP	100	rw	4	loadbalance	0.263158	0.117647	T
1100-rw-0,75-5_1573_CP	CP	100	rw	5	loadbalance	0.263158	0.117647	T
1100-rw-1-1_1557_CP	CP	100	rw	1	loadbalance	0.25	0.117647	T
1100-rw-1-2_1605_CP	CP	100	rw	2	loadbalance	0.25	0.117647	T
1100-rw-1-3_1580_CP	CP	100	rw	3	loadbalance	0.25	0.117647	T
1100-rw-1-4_1649_CP	CP	100	rw	4	loadbalance	0.25	0.117647	T
1100-rw-1-5_1573_CP	CP	100	rw	5	loadbalance	0.25	0.117647	T
110-rand-0,25-1_160_MIP	MIP	10	rand	1	makespan	<b>39</b>	<b>39</b>	8.88
110-rand-0,25-2_163_MIP	MIP	10	rand	2	makespan	<b>29</b>	<b>29</b>	6.49
110-rand-0,25-3_158_MIP	MIP	10	rand	3	makespan	<b>31</b>	<b>31</b>	6.31
110-rand-0,25-4_163_MIP	MIP	10	rand	4	makespan	<b>33</b>	<b>33</b>	7.77
110-rand-0,25-5_167_MIP	MIP	10	rand	5	makespan	<b>37</b>	<b>37</b>	8.80
110-rand-0,5-1_160_MIP	MIP	10	rand	1	makespan	<b>39</b>	<b>39</b>	9.52
110-rand-0,5-2_163_MIP	MIP	10	rand	2	makespan	<b>29</b>	<b>29</b>	6.98
110-rand-0,5-3_158_MIP	MIP	10	rand	3	makespan	<b>31</b>	<b>31</b>	5.92
110-rand-0,5-4_163_MIP	MIP	10	rand	4	makespan	<b>33</b>	<b>33</b>	7.72
110-rand-0,5-5_167_MIP	MIP	10	rand	5	makespan	<b>37</b>	<b>37</b>	8.72
110-rand-0,75-1_160_MIP	MIP	10	rand	1	makespan	<b>39</b>	<b>39</b>	7.73
110-rand-0,75-2_163_MIP	MIP	10	rand	2	makespan	<b>29</b>	<b>29</b>	6.28
110-rand-0,75-3_158_MIP	MIP	10	rand	3	makespan	<b>31</b>	<b>31</b>	5.97
110-rand-0,75-4_163_MIP	MIP	10	rand	4	makespan	<b>33</b>	<b>33</b>	7.52
110-rand-0,75-5_167_MIP	MIP	10	rand	5	makespan	<b>37</b>	<b>37</b>	8.78
110-rand-1-1_160_MIP	MIP	10	rand	1	makespan	<b>39</b>	<b>39</b>	8.61
110-rand-1-2_163_MIP	MIP	10	rand	2	makespan	<b>29</b>	<b>29</b>	5.97
110-rand-1-3_158_MIP	MIP	10	rand	3	makespan	<b>31</b>	<b>31</b>	5.83
110-rand-1-4_163_MIP	MIP	10	rand	4	makespan	<b>33</b>	<b>33</b>	7.16
110-rand-1-5_167_MIP	MIP	10	rand	5	makespan	<b>37</b>	<b>37</b>	9.00

Instance	Solver	Nodes	Demand	Id	Objective	Best objective	Best bound	Runtime (seconds)
110-rw-0.25-1_160_MIP	MIP	10	rw	1	makespan	39	39	7.94
110-rw-0.25-2_163_MIP	MIP	10	rw	2	makespan	29	29	5.69
110-rw-0.25-3_158_MIP	MIP	10	rw	3	makespan	31	31	6.27
110-rw-0.25-4_163_MIP	MIP	10	rw	4	makespan	33	33	9.19
110-rw-0.25-5_167_MIP	MIP	10	rw	5	makespan	37	37	8.48
110-rw-0.5-1_160_MIP	MIP	10	rw	1	makespan	39	39	10.69
110-rw-0.5-2_163_MIP	MIP	10	rw	2	makespan	29	29	7.17
110-rw-0.5-3_158_MIP	MIP	10	rw	3	makespan	31	31	7.53
110-rw-0.5-4_163_MIP	MIP	10	rw	4	makespan	33	33	7.63
110-rw-0.5-5_167_MIP	MIP	10	rw	5	makespan	37	37	7.92
110-rw-0.75-1_160_MIP	MIP	10	rw	1	makespan	39	39	8.45
110-rw-0.75-2_163_MIP	MIP	10	rw	2	makespan	29	29	5.83
110-rw-0.75-3_158_MIP	MIP	10	rw	3	makespan	31	31	7.13
110-rw-0.75-4_163_MIP	MIP	10	rw	4	makespan	33	33	8.78
110-rw-0.75-5_167_MIP	MIP	10	rw	5	makespan	37	37	8.14
110-rw-1-1_160_MIP	MIP	10	rw	1	makespan	39	39	7.75
110-rw-1-2_163_MIP	MIP	10	rw	2	makespan	29	29	6.02
110-rw-1-3_158_MIP	MIP	10	rw	3	makespan	31	31	5.83
110-rw-1-4_163_MIP	MIP	10	rw	4	makespan	33	33	8.30
110-rw-1-5_167_MIP	MIP	10	rw	5	makespan	37	37	14.36
150-rand-0.25-1_768_MIP	MIP	50	rand	1	makespan	72	72	211.91
150-rand-0.25-2_803_MIP	MIP	50	rand	2	makespan	75	75	188.30
150-rand-0.25-3_803_MIP	MIP	50	rand	3	makespan	70	70	188.55
150-rand-0.25-4_823_MIP	MIP	50	rand	4	makespan	80	80	258.22
150-rand-0.25-5_787_MIP	MIP	50	rand	5	makespan	74	74	195.38
150-rand-0.5-1_768_MIP	MIP	50	rand	1	makespan	72	72	221.73
150-rand-0.5-2_803_MIP	MIP	50	rand	2	makespan	75	75	241.75
150-rand-0.5-3_803_MIP	MIP	50	rand	3	makespan	70	70	199.23
150-rand-0.5-4_823_MIP	MIP	50	rand	4	makespan	80	80	238.17
150-rand-0.5-5_787_MIP	MIP	50	rand	5	makespan	74	74	200.50
150-rand-0.75-1_768_MIP	MIP	50	rand	1	makespan	72	72	265.77
150-rand-0.75-2_803_MIP	MIP	50	rand	2	makespan	75	75	216.86
150-rand-0.75-3_803_MIP	MIP	50	rand	3	makespan	70	70	185.91
150-rand-0.75-4_823_MIP	MIP	50	rand	4	makespan	80	80	277.17
150-rand-0.75-5_787_MIP	MIP	50	rand	5	makespan	74	74	196.81
150-rand-1-1_768_MIP	MIP	50	rand	1	makespan	72	72	174.03
150-rand-1-2_803_MIP	MIP	50	rand	2	makespan	75	75	210.31
150-rand-1-3_803_MIP	MIP	50	rand	3	makespan	70	70	185.22
150-rand-1-4_823_MIP	MIP	50	rand	4	makespan	80	80	263.91
150-rand-1-5_787_MIP	MIP	50	rand	5	makespan	74	74	266.52
150-rw-0.25-1_768_MIP	MIP	50	rw	1	makespan			T
150-rw-0.25-2_803_MIP	MIP	50	rw	2	makespan			T
150-rw-0.25-3_803_MIP	MIP	50	rw	3	makespan			T
150-rw-0.25-4_823_MIP	MIP	50	rw	4	makespan	80	80	2,609.80
150-rw-0.25-5_787_MIP	MIP	50	rw	5	makespan			T
150-rw-0.5-1_768_MIP	MIP	50	rw	1	makespan	72	72	2,199.22
150-rw-0.5-2_803_MIP	MIP	50	rw	2	makespan			T
150-rw-0.5-3_803_MIP	MIP	50	rw	3	makespan	70	70	T
150-rw-0.5-4_823_MIP	MIP	50	rw	4	makespan	80	80	3,388.91
150-rw-0.5-5_787_MIP	MIP	50	rw	5	makespan	74	74	3,280.91
150-rw-0.75-1_768_MIP	MIP	50	rw	1	makespan	72	72	3,538.88
150-rw-0.75-2_803_MIP	MIP	50	rw	2	makespan			T
150-rw-0.75-3_803_MIP	MIP	50	rw	3	makespan			T
150-rw-0.75-4_823_MIP	MIP	50	rw	4	makespan			T
150-rw-0.75-5_787_MIP	MIP	50	rw	5	makespan	74	74	3,011.94
150-rw-1-1_768_MIP	MIP	50	rw	1	makespan	72	72	3,394.28
150-rw-1-2_803_MIP	MIP	50	rw	2	makespan			T
150-rw-1-3_803_MIP	MIP	50	rw	3	makespan			T
150-rw-1-4_823_MIP	MIP	50	rw	4	makespan			T
150-rw-1-5_787_MIP	MIP	50	rw	5	makespan			T
1100-rand-0.25-1_1557_MIP	MIP	100	rand	1	makespan	125	125	T
1100-rand-0.25-2_1605_MIP	MIP	100	rand	2	makespan	121	121	T
1100-rand-0.25-3_1580_MIP	MIP	100	rand	3	makespan	128	128	2,600.80
1100-rand-0.25-4_1649_MIP	MIP	100	rand	4	makespan			3,621.78
1100-rand-0.25-5_1573_MIP	MIP	100	rand	5	makespan	122	122	T
1100-rand-0.5-1_1557_MIP	MIP	100	rand	1	makespan	125	125	2,228.09
1100-rand-0.5-2_1605_MIP	MIP	100	rand	2	makespan	121	121	2,472.50
1100-rand-0.5-3_1580_MIP	MIP	100	rand	3	makespan			T
1100-rand-0.5-4_1649_MIP	MIP	100	rand	4	makespan	129	129	2,667.38
1100-rand-0.5-5_1573_MIP	MIP	100	rand	5	makespan	122	122	T
1100-rand-0.75-1_1557_MIP	MIP	100	rand	1	makespan			T
1100-rand-0.75-2_1605_MIP	MIP	100	rand	2	makespan	121	121	2,357.38
1100-rand-0.75-3_1580_MIP	MIP	100	rand	3	makespan			T
1100-rand-0.75-4_1649_MIP	MIP	100	rand	4	makespan			T
1100-rand-0.75-5_1573_MIP	MIP	100	rand	5	makespan	122	122	1,978.94
1100-rand-1-1_1557_MIP	MIP	100	rand	1	makespan	125	125	T

Instance	Solver	Nodes	Demand	Id	Objective	Best objective	Best bound	Runtime (seconds)
1100-rand-1-2_1605_MIP	MIP	100	rand	2	makespan			T
1100-rand-1-3_1580_MIP	MIP	100	rand	3	makespan			T
1100-rand-1-4_1649_MIP	MIP	100	rand	4	makespan	129	129	2,474.47
1100-rand-1-5_1573_MIP	MIP	100	rand	5	makespan	122	122	1,799.42
1100-rw-0.25-1_1557_MIP	MIP	100	rw	1	makespan			T
1100-rw-0.25-2_1605_MIP	MIP	100	rw	2	makespan			T
1100-rw-0.25-3_1580_MIP	MIP	100	rw	3	makespan			T
1100-rw-0.25-4_1649_MIP	MIP	100	rw	4	makespan			T
1100-rw-0.25-5_1573_MIP	MIP	100	rw	5	makespan			T
1100-rw-0.5-1_1557_MIP	MIP	100	rw	1	makespan			T
1100-rw-0.5-2_1605_MIP	MIP	100	rw	2	makespan			T
1100-rw-0.5-3_1580_MIP	MIP	100	rw	3	makespan			T
1100-rw-0.5-4_1649_MIP	MIP	100	rw	4	makespan			T
1100-rw-0.5-5_1573_MIP	MIP	100	rw	5	makespan			T
1100-rw-0.75-1_1557_MIP	MIP	100	rw	1	makespan			T
1100-rw-0.75-2_1605_MIP	MIP	100	rw	2	makespan			T
1100-rw-0.75-3_1580_MIP	MIP	100	rw	3	makespan			T
1100-rw-0.75-4_1649_MIP	MIP	100	rw	4	makespan			T
1100-rw-0.75-5_1573_MIP	MIP	100	rw	5	makespan			T
1100-rw-1-1_1557_MIP	MIP	100	rw	1	makespan			T
1100-rw-1-2_1605_MIP	MIP	100	rw	2	makespan			T
1100-rw-1-3_1580_MIP	MIP	100	rw	3	makespan			T
1100-rw-1-4_1649_MIP	MIP	100	rw	4	makespan			T
1100-rw-1-5_1573_MIP	MIP	100	rw	5	makespan			T
110-rand-0.25-1_160_MIP	MIP	10	rand	1	timebalance	4	4	14.47
110-rand-0.25-2_163_MIP	MIP	10	rand	2	timebalance	2	2	6.97
110-rand-0.25-3_158_MIP	MIP	10	rand	3	timebalance	3	3	10.19
110-rand-0.25-4_163_MIP	MIP	10	rand	4	timebalance	3	3	9.03
110-rand-0.25-5_167_MIP	MIP	10	rand	5	timebalance	3	3	11.72
110-rand-0.5-1_160_MIP	MIP	10	rand	1	timebalance	4	4	14.41
110-rand-0.5-2_163_MIP	MIP	10	rand	2	timebalance	2	2	7.06
110-rand-0.5-3_158_MIP	MIP	10	rand	3	timebalance	3	3	10.84
110-rand-0.5-4_163_MIP	MIP	10	rand	4	timebalance	3	3	9.69
110-rand-0.5-5_167_MIP	MIP	10	rand	5	timebalance	3	3	16.92
110-rand-0.75-1_160_MIP	MIP	10	rand	1	timebalance	4	4	14.31
110-rand-0.75-2_163_MIP	MIP	10	rand	2	timebalance	2	2	8.63
110-rand-0.75-3_158_MIP	MIP	10	rand	3	timebalance	3	3	9.13
110-rand-0.75-4_163_MIP	MIP	10	rand	4	timebalance	3	3	10.73
110-rand-0.75-5_167_MIP	MIP	10	rand	5	timebalance	3	3	13.98
110-rand-1-1_160_MIP	MIP	10	rand	1	timebalance	4	4	18.86
110-rand-1-2_163_MIP	MIP	10	rand	2	timebalance	2	2	7.13
110-rand-1-3_158_MIP	MIP	10	rand	3	timebalance	3	3	10.13
110-rand-1-4_163_MIP	MIP	10	rand	4	timebalance	3	3	9.47
110-rand-1-5_167_MIP	MIP	10	rand	5	timebalance	3	3	12.56
110-rw-0.25-1_160_MIP	MIP	10	rw	1	timebalance	4	4	16.84
110-rw-0.25-2_163_MIP	MIP	10	rw	2	timebalance	2	2	13.22
110-rw-0.25-3_158_MIP	MIP	10	rw	3	timebalance	3	3	12.94
110-rw-0.25-4_163_MIP	MIP	10	rw	4	timebalance	3	3	13.34
110-rw-0.25-5_167_MIP	MIP	10	rw	5	timebalance	3	3	35.59
110-rw-0.5-1_160_MIP	MIP	10	rw	1	timebalance	4	4	18.16
110-rw-0.5-2_163_MIP	MIP	10	rw	2	timebalance	2	2	7.78
110-rw-0.5-3_158_MIP	MIP	10	rw	3	timebalance	3	3	25.26
110-rw-0.5-4_163_MIP	MIP	10	rw	4	timebalance	3	3	15.00
110-rw-0.5-5_167_MIP	MIP	10	rw	5	timebalance	3	3	23.31
110-rw-0.75-1_160_MIP	MIP	10	rw	1	timebalance	4	4	28.88
110-rw-0.75-2_163_MIP	MIP	10	rw	2	timebalance	2	2	10.92
110-rw-0.75-3_158_MIP	MIP	10	rw	3	timebalance	3	3	19.73
110-rw-0.75-4_163_MIP	MIP	10	rw	4	timebalance	3	3	15.17
110-rw-0.75-5_167_MIP	MIP	10	rw	5	timebalance	3	3	38.52
110-rw-1-1_160_MIP	MIP	10	rw	1	timebalance	4	4	25.84
110-rw-1-2_163_MIP	MIP	10	rw	2	timebalance	2	2	7.17
110-rw-1-3_158_MIP	MIP	10	rw	3	timebalance	3	3	15.92
110-rw-1-4_163_MIP	MIP	10	rw	4	timebalance	3	3	12.88
110-rw-1-5_167_MIP	MIP	10	rw	5	timebalance	3	3	30.19
150-rand-0.25-1_768_MIP	MIP	50	rand	1	timebalance	4	4	316.91
150-rand-0.25-2_803_MIP	MIP	50	rand	2	timebalance	4	4	447.63
150-rand-0.25-3_803_MIP	MIP	50	rand	3	timebalance	4	4	441.19
150-rand-0.25-4_823_MIP	MIP	50	rand	4	timebalance	4	4	526.59
150-rand-0.25-5_787_MIP	MIP	50	rand	5	timebalance	4	4	664.83
150-rand-0.5-1_768_MIP	MIP	50	rand	1	timebalance	4	4	328.92
150-rand-0.5-2_803_MIP	MIP	50	rand	2	timebalance	4	4	380.59
150-rand-0.5-3_803_MIP	MIP	50	rand	3	timebalance	4	4	369.91
150-rand-0.5-4_823_MIP	MIP	50	rand	4	timebalance	4	4	489.88
150-rand-0.5-5_787_MIP	MIP	50	rand	5	timebalance	4	4	453.72
150-rand-0.75-1_768_MIP	MIP	50	rand	1	timebalance	4	4	277.88
150-rand-0.75-2_803_MIP	MIP	50	rand	2	timebalance	4	4	485.27

Instance	Solver	Nodes	Demand	Id	Objective	Best objective	Best bound	Runtime (seconds)
150-rand-0.75-3_803_MIP	MIP	50	rand	3	timebalance	4	4	379.67
150-rand-0.75-4_823_MIP	MIP	50	rand	4	timebalance	4	4	452.89
150-rand-0.75-5_787_MIP	MIP	50	rand	5	timebalance	4	4	373.25
150-rand-1-1_768_MIP	MIP	50	rand	1	timebalance	4	4	313.19
150-rand-1-2_803_MIP	MIP	50	rand	2	timebalance	4	4	344.67
150-rand-1-3_803_MIP	MIP	50	rand	3	timebalance	4	4	377.75
150-rand-1-4_823_MIP	MIP	50	rand	4	timebalance	4	4	434.63
150-rand-1-5_787_MIP	MIP	50	rand	5	timebalance	4	4	591.33
150-rw-0.25-1_768_MIP	MIP	50	rw	1	timebalance			T
150-rw-0.25-2_803_MIP	MIP	50	rw	2	timebalance			T
150-rw-0.25-3_803_MIP	MIP	50	rw	3	timebalance	27	2.176212308	T
150-rw-0.25-4_823_MIP	MIP	50	rw	4	timebalance			T
150-rw-0.25-5_787_MIP	MIP	50	rw	5	timebalance	20	3	T
150-rw-0.5-1_768_MIP	MIP	50	rw	1	timebalance			T
150-rw-0.5-2_803_MIP	MIP	50	rw	2	timebalance			T
150-rw-0.5-3_803_MIP	MIP	50	rw	3	timebalance	27	2.202663552	T
150-rw-0.5-4_823_MIP	MIP	50	rw	4	timebalance	26	3.239925626	T
150-rw-0.5-5_787_MIP	MIP	50	rw	5	timebalance	22	3	T
150-rw-0.75-1_768_MIP	MIP	50	rw	1	timebalance			T
150-rw-0.75-2_803_MIP	MIP	50	rw	2	timebalance			T
150-rw-0.75-3_803_MIP	MIP	50	rw	3	timebalance			T
150-rw-0.75-4_823_MIP	MIP	50	rw	4	timebalance	28	3.157533472	T
150-rw-0.75-5_787_MIP	MIP	50	rw	5	timebalance			T
150-rw-1-1_768_MIP	MIP	50	rw	1	timebalance	26	3.415547878	T
150-rw-1-2_803_MIP	MIP	50	rw	2	timebalance			T
150-rw-1-3_803_MIP	MIP	50	rw	3	timebalance	27	2.531647880	T
150-rw-1-4_823_MIP	MIP	50	rw	4	timebalance			T
150-rw-1-5_787_MIP	MIP	50	rw	5	timebalance	27	4	T
1100-rand-0.25-1_1557_MIP	MIP	100	rand	1	timebalance			T
1100-rand-0.25-2_1605_MIP	MIP	100	rand	2	timebalance	11	4	T
1100-rand-0.25-3_1580_MIP	MIP	100	rand	3	timebalance			T
1100-rand-0.25-4_1649_MIP	MIP	100	rand	4	timebalance			T
1100-rand-0.25-5_1573_MIP	MIP	100	rand	5	timebalance			T
1100-rand-0.5-1_1557_MIP	MIP	100	rand	1	timebalance			T
1100-rand-0.5-2_1605_MIP	MIP	100	rand	2	timebalance			T
1100-rand-0.5-3_1580_MIP	MIP	100	rand	3	timebalance	18	3.666666667	T
1100-rand-0.5-4_1649_MIP	MIP	100	rand	4	timebalance			T
1100-rand-0.5-5_1573_MIP	MIP	100	rand	5	timebalance	15	5	T
1100-rand-0.75-1_1557_MIP	MIP	100	rand	1	timebalance	4	4	3,318.61
1100-rand-0.75-2_1605_MIP	MIP	100	rand	2	timebalance	4	4	3,483.53
1100-rand-0.75-3_1580_MIP	MIP	100	rand	3	timebalance	4	4	3,548.84
1100-rand-0.75-4_1649_MIP	MIP	100	rand	4	timebalance	12	5	T
1100-rand-0.75-5_1573_MIP	MIP	100	rand	5	timebalance	20	5	T
1100-rand-1-1_1557_MIP	MIP	100	rand	1	timebalance			T
1100-rand-1-2_1605_MIP	MIP	100	rand	2	timebalance	16	4	T
1100-rand-1-3_1580_MIP	MIP	100	rand	3	timebalance			T
1100-rand-1-4_1649_MIP	MIP	100	rand	4	timebalance			T
1100-rand-1-5_1573_MIP	MIP	100	rand	5	timebalance	5	5	2,490.03
1100-rw-0.25-1_1557_MIP	MIP	100	rw	1	timebalance			T
1100-rw-0.25-2_1605_MIP	MIP	100	rw	2	timebalance			T
1100-rw-0.25-3_1580_MIP	MIP	100	rw	3	timebalance			T
1100-rw-0.25-4_1649_MIP	MIP	100	rw	4	timebalance			T
1100-rw-0.25-5_1573_MIP	MIP	100	rw	5	timebalance			T
1100-rw-0.5-1_1557_MIP	MIP	100	rw	1	timebalance			T
1100-rw-0.5-2_1605_MIP	MIP	100	rw	2	timebalance			T
1100-rw-0.5-3_1580_MIP	MIP	100	rw	3	timebalance			T
1100-rw-0.5-4_1649_MIP	MIP	100	rw	4	timebalance			T
1100-rw-0.5-5_1573_MIP	MIP	100	rw	5	timebalance			T
1100-rw-0.75-1_1557_MIP	MIP	100	rw	1	timebalance			T
1100-rw-0.75-2_1605_MIP	MIP	100	rw	2	timebalance			T
1100-rw-0.75-3_1580_MIP	MIP	100	rw	3	timebalance			T
1100-rw-0.75-4_1649_MIP	MIP	100	rw	4	timebalance			T
1100-rw-0.75-5_1573_MIP	MIP	100	rw	5	timebalance			T
1100-rw-1-1_1557_MIP	MIP	100	rw	1	timebalance			T
1100-rw-1-2_1605_MIP	MIP	100	rw	2	timebalance			T
1100-rw-1-3_1580_MIP	MIP	100	rw	3	timebalance			T
1100-rw-1-4_1649_MIP	MIP	100	rw	4	timebalance			T
1100-rw-1-5_1573_MIP	MIP	100	rw	5	timebalance			T
110-rand-0.25-1_160_MIP	MIP	10	rand	1	loadbalance	<b>0.571428571</b>	<b>0.571428571</b>	348.33
110-rand-0.25-2_163_MIP	MIP	10	rand	2	loadbalance	0.614285714	0.614224548	1,783.77
110-rand-0.25-3_158_MIP	MIP	10	rand	3	loadbalance	0.633802816	0.633766234	345.61
110-rand-0.25-4_163_MIP	MIP	10	rand	4	loadbalance	<b>0.602739726</b>	<b>0.602739726</b>	465.05
110-rand-0.25-5_167_MIP	MIP	10	rand	5	loadbalance	0.597402597	0.597343533	1,627.02
110-rand-0.5-1_160_MIP	MIP	10	rand	1	loadbalance	<b>0.415094340</b>	<b>0.415094340</b>	216.91
110-rand-0.5-2_163_MIP	MIP	10	rand	2	loadbalance	<b>0.452631579</b>	<b>0.452631579</b>	451.09
110-rand-0.5-3_158_MIP	MIP	10	rand	3	loadbalance	0.463917526	0.463874346	612.44



Instance	Solver	Nodes	Demand	Id	Objective	Best objective	Best bound	Runtime (seconds)
110-rand-0.5-4_163_MIP	MIP	10	rand	4	loadbalance	0.438775509	0.438731857	710.13
110-rand-0.5-5_167_MIP	MIP	10	rand	5	loadbalance	0.425925926	0.425883568	1,307.42
110-rand-0.75-1_160_MIP	MIP	10	rand	1	loadbalance	<b>0.323529412</b>	<b>0.323529412</b>	206.56
110-rand-0.75-2_163_MIP	MIP	10	rand	2	loadbalance	<b>0.358333333</b>	<b>0.358333333</b>	470.44
110-rand-0.75-3_158_MIP	MIP	10	rand	3	loadbalance	0.366666667	0.366643321	196.05
110-rand-0.75-4_163_MIP	MIP	10	rand	4	loadbalance	<b>0.343750000</b>	<b>0.343750000</b>	703.00
110-rand-0.75-5_167_MIP	MIP	10	rand	5	loadbalance	0.330935252	0.330919296	1,499.09
110-rand-1-1_160_MIP	MIP	10	rand	1	loadbalance	<b>0.265060241</b>	<b>0.265060241</b>	471.81
110-rand-1-2_163_MIP	MIP	10	rand	2	loadbalance	0.296551724	0.296549919	793.09
110-rand-1-3_158_MIP	MIP	10	rand	3	loadbalance	<b>0.303448276</b>	<b>0.303448276</b>	287.36
110-rand-1-4_163_MIP	MIP	10	rand	4	loadbalance	<b>0.283870968</b>	<b>0.283870968</b>	420.34
110-rand-1-5_167_MIP	MIP	10	rand	5	loadbalance	0.283950617	0.265930870	T
110-rw-0.25-1_160_MIP	MIP	10	rw	1	loadbalance	<b>0.333333333</b>	<b>0.333333333</b>	66.06
110-rw-0.25-2_163_MIP	MIP	10	rw	2	loadbalance	<b>0.333333333</b>	<b>0.333333333</b>	909.58
110-rw-0.25-3_158_MIP	MIP	10	rw	3	loadbalance	<b>0.333333333</b>	<b>0.333333333</b>	236.63
110-rw-0.25-4_163_MIP	MIP	10	rw	4	loadbalance	<b>0.500000000</b>	<b>0.500000000</b>	10.73
110-rw-0.25-5_167_MIP	MIP	10	rw	5	loadbalance	<b>0.333333333</b>	<b>0.333333333</b>	36.23
110-rw-0.5-1_160_MIP	MIP	10	rw	1	loadbalance	<b>0.285714286</b>	<b>0.285714286</b>	574.05
110-rw-0.5-2_163_MIP	MIP	10	rw	2	loadbalance	<b>0.285714286</b>	<b>0.285714286</b>	414.41
110-rw-0.5-3_158_MIP	MIP	10	rw	3	loadbalance	0.333333332	0.253145849	T
110-rw-0.5-4_163_MIP	MIP	10	rw	4	loadbalance	<b>0.428571429</b>	<b>0.428571429</b>	12.23
110-rw-0.5-5_167_MIP	MIP	10	rw	5	loadbalance	<b>0.285714286</b>	<b>0.285714286</b>	118.80
110-rw-0.75-1_160_MIP	MIP	10	rw	1	loadbalance	<b>0.250000000</b>	<b>0.250000000</b>	171.38
110-rw-0.75-2_163_MIP	MIP	10	rw	2	loadbalance	<b>0.250000000</b>	<b>0.250000000</b>	440.59
110-rw-0.75-3_158_MIP	MIP	10	rw	3	loadbalance	0.333333332	0.250000000	T
110-rw-0.75-4_163_MIP	MIP	10	rw	4	loadbalance	<b>0.375000000</b>	<b>0.375000000</b>	15.63
110-rw-0.75-5_167_MIP	MIP	10	rw	5	loadbalance	<b>0.250000000</b>	<b>0.250000000</b>	142.28
110-rw-1-1_160_MIP	MIP	10	rw	1	loadbalance	<b>0.250000000</b>	<b>0.250000000</b>	1,713.78
110-rw-1-2_163_MIP	MIP	10	rw	2	loadbalance	0.333333332	0.229477187	T
110-rw-1-3_158_MIP	MIP	10	rw	3	loadbalance	0.333333332	0.222222222	T
110-rw-1-4_163_MIP	MIP	10	rw	4	loadbalance	<b>0.333333333</b>	<b>0.333333333</b>	12.39
110-rw-1-5_167_MIP	MIP	10	rw	5	loadbalance	<b>0.250000000</b>	<b>0.250000000</b>	1,937.67
150-rand-0.25-1_768_MIP	MIP	50	rand	1	loadbalance	0.834394904	0.471791014	T
150-rand-0.25-2_803_MIP	MIP	50	rand	2	loadbalance	0.728915663	0.470106371	T
150-rand-0.25-3_803_MIP	MIP	50	rand	3	loadbalance	0.760479042	0.490834855	T
150-rand-0.25-4_823_MIP	MIP	50	rand	4	loadbalance	0.668639053	0.435022617	T
150-rand-0.25-5_787_MIP	MIP	50	rand	5	loadbalance	0.676829268	0.480128353	T
150-rand-0.5-1_768_MIP	MIP	50	rand	1	loadbalance	0.494565216	0.397511769	T
150-rand-0.5-2_803_MIP	MIP	50	rand	2	loadbalance	0.566326531	0.394969311	T
150-rand-0.5-3_803_MIP	MIP	50	rand	3	loadbalance	0.678571429	0.412551739	T
150-rand-0.5-4_823_MIP	MIP	50	rand	4	loadbalance	0.534653465	0.369292271	T
150-rand-0.5-5_787_MIP	MIP	50	rand	5	loadbalance	0.557213930	0.403976181	T
150-rand-0.75-1_768_MIP	MIP	50	rand	1	loadbalance	0.544600939	0.342940348	T
150-rand-0.75-2_803_MIP	MIP	50	rand	2	loadbalance	0.551111111	0.343028677	T
150-rand-0.75-3_803_MIP	MIP	50	rand	3	loadbalance	0.536796537	0.354972202	T
150-rand-0.75-4_823_MIP	MIP	50	rand	4	loadbalance	0.463302752	0.318438736	T
150-rand-0.75-5_787_MIP	MIP	50	rand	5	loadbalance	0.529147982	0.348461875	T
150-rand-1-1_768_MIP	MIP	50	rand	1	loadbalance	0.578512397	0.300623027	T
150-rand-1-2_803_MIP	MIP	50	rand	2	loadbalance	0.477443609	0.302171606	T
150-rand-1-3_803_MIP	MIP	50	rand	3	loadbalance	0.498084291	0.313358764	T
150-rand-1-4_823_MIP	MIP	50	rand	4	loadbalance	0.426294821	0.281793250	T
150-rand-1-5_787_MIP	MIP	50	rand	5	loadbalance	0.484962406	0.308868437	T
150-rw-0.25-1_768_MIP	MIP	50	rw	1	loadbalance			T
150-rw-0.25-2_803_MIP	MIP	50	rw	2	loadbalance			T
150-rw-0.25-3_803_MIP	MIP	50	rw	3	loadbalance			T
150-rw-0.25-4_823_MIP	MIP	50	rw	4	loadbalance			T
150-rw-0.25-5_787_MIP	MIP	50	rw	5	loadbalance			T
150-rw-0.5-1_768_MIP	MIP	50	rw	1	loadbalance	0.437500000	0.174603175	T
150-rw-0.5-2_803_MIP	MIP	50	rw	2	loadbalance			T
150-rw-0.5-3_803_MIP	MIP	50	rw	3	loadbalance			T
150-rw-0.5-4_823_MIP	MIP	50	rw	4	loadbalance			T
150-rw-0.5-5_787_MIP	MIP	50	rw	5	loadbalance			T
150-rw-0.75-1_768_MIP	MIP	50	rw	1	loadbalance			T
150-rw-0.75-2_803_MIP	MIP	50	rw	2	loadbalance			T
150-rw-0.75-3_803_MIP	MIP	50	rw	3	loadbalance			T
150-rw-0.75-4_823_MIP	MIP	50	rw	4	loadbalance			T
150-rw-0.75-5_787_MIP	MIP	50	rw	5	loadbalance			T
150-rw-1-1_768_MIP	MIP	50	rw	1	loadbalance			T
150-rw-1-2_803_MIP	MIP	50	rw	2	loadbalance			T
150-rw-1-3_803_MIP	MIP	50	rw	3	loadbalance			T
150-rw-1-4_823_MIP	MIP	50	rw	4	loadbalance			T
150-rw-1-5_787_MIP	MIP	50	rw	5	loadbalance			T
1100-rand-0.25-1_1557_MIP	MIP	100	rand	1	loadbalance			T
1100-rand-0.25-2_1605_MIP	MIP	100	rand	2	loadbalance			T
1100-rand-0.25-3_1580_MIP	MIP	100	rand	3	loadbalance			T
1100-rand-0.25-4_1649_MIP	MIP	100	rand	4	loadbalance			T

Instance	Solver	Nodes	Demand	Id	Objective	Best objective	Best bound	Runtime (seconds)
1100-rand-0.25-5_1573_MIP	MIP	100	rand	5	loadbalance			T
1100-rand-0.5-1_1557_MIP	MIP	100	rand	1	loadbalance			T
1100-rand-0.5-2_1605_MIP	MIP	100	rand	2	loadbalance			T
1100-rand-0.5-3_1580_MIP	MIP	100	rand	3	loadbalance			T
1100-rand-0.5-4_1649_MIP	MIP	100	rand	4	loadbalance			T
1100-rand-0.5-5_1573_MIP	MIP	100	rand	5	loadbalance			T
1100-rand-0.75-1_1557_MIP	MIP	100	rand	1	loadbalance			T
1100-rand-0.75-2_1605_MIP	MIP	100	rand	2	loadbalance			T
1100-rand-0.75-3_1580_MIP	MIP	100	rand	3	loadbalance			T
1100-rand-0.75-4_1649_MIP	MIP	100	rand	4	loadbalance			T
1100-rand-0.75-5_1573_MIP	MIP	100	rand	5	loadbalance			T
1100-rand-1-1_1557_MIP	MIP	100	rand	1	loadbalance			T
1100-rand-1-2_1605_MIP	MIP	100	rand	2	loadbalance			T
1100-rand-1-3_1580_MIP	MIP	100	rand	3	loadbalance			T
1100-rand-1-4_1649_MIP	MIP	100	rand	4	loadbalance			T
1100-rand-1-5_1573_MIP	MIP	100	rand	5	loadbalance			T
1100-rw-0.25-1_1557_MIP	MIP	100	rw	1	loadbalance			T
1100-rw-0.25-2_1605_MIP	MIP	100	rw	2	loadbalance			T
1100-rw-0.25-3_1580_MIP	MIP	100	rw	3	loadbalance			T
1100-rw-0.25-4_1649_MIP	MIP	100	rw	4	loadbalance			T
1100-rw-0.25-5_1573_MIP	MIP	100	rw	5	loadbalance			T
1100-rw-0.5-1_1557_MIP	MIP	100	rw	1	loadbalance			T
1100-rw-0.5-2_1605_MIP	MIP	100	rw	2	loadbalance			T
1100-rw-0.5-3_1580_MIP	MIP	100	rw	3	loadbalance			T
1100-rw-0.5-4_1649_MIP	MIP	100	rw	4	loadbalance			T
1100-rw-0.5-5_1573_MIP	MIP	100	rw	5	loadbalance			T
1100-rw-0.75-1_1557_MIP	MIP	100	rw	1	loadbalance			T
1100-rw-0.75-2_1605_MIP	MIP	100	rw	2	loadbalance			T
1100-rw-0.75-3_1580_MIP	MIP	100	rw	3	loadbalance			T
1100-rw-0.75-4_1649_MIP	MIP	100	rw	4	loadbalance			T
1100-rw-0.75-5_1573_MIP	MIP	100	rw	5	loadbalance			T
1100-rw-1-1_1557_MIP	MIP	100	rw	1	loadbalance			T
1100-rw-1-2_1605_MIP	MIP	100	rw	2	loadbalance			T
1100-rw-1-3_1580_MIP	MIP	100	rw	3	loadbalance			T
1100-rw-1-4_1649_MIP	MIP	100	rw	4	loadbalance			T
1100-rw-1-5_1573_MIP	MIP	100	rw	5	loadbalance			T

CP ... Constraint Programming

MIP ... Mixed Integer Programming

Id ... Identification number of instance

T ... Maximum allowed computation time exploited (3.600 seconds)

rw ... real world

rand ... random

bold characters ... optimal solution found

Online Supplement (Appendix D) to  
“On constraint programming for a new flexible project scheduling problem with  
resource constraints”

Viktorija A. Hauder <sup>a,b,\*</sup>, Andreas Beham <sup>a,c</sup>, Sebastian Raggl <sup>a</sup>, Sophie N. Parragh <sup>b</sup>, Michael Affenzeller <sup>a,c</sup>

<sup>a</sup> *Heuristic and Evolutionary Algorithms Laboratory,  
University of Applied Sciences Upper Austria, Softwarepark 13, 4232 Hagenberg*

<sup>b</sup> *Institute of Production and Logistics Management,  
Johannes Kepler University Linz, Altenberger Strasse 69, 4040 Linz*

<sup>c</sup> *Institute of Formal Models and Verification,  
Johannes Kepler University Linz, Altenberger Strasse 69, 4040 Linz*

---

**Abstract**

In this online supplement, we present new best results for the MMLIB j50 benchmark instances of the multi-mode resource-constrained project scheduling problem (MRCPSP). For this purpose, we use the MRCPSP constraint programming (CP) model of the IBM ILOG CPLEX OPL suite and the related CP Optimizer of IBM ILOG CPLEX.

*Keywords:* Constraint programming, multi-mode project scheduling with resource constraints

---

---

\* Corresponding author: viktorija.hauder@fh-hagenberg.at

## Computational study on the multi-mode resource-constrained project scheduling problem

The following computational study covers new best results for the `MMLIB j50` benchmark instances of the multi-mode resource-constrained project scheduling problem (MRCPSP) (Hartmann & Briskorn, 2010; Schnell & Hartl, 2017; Van Peteghem & Vanhoucke, 2014). This NP-hard problem studies a project with a set of activities or nodes  $\mathcal{J}$ , where 0 and  $n + 1$  are artificial or dummy nodes which represent the start and end of the project. Activities are not allowed to be preempted and precedence relations of activities are considered by a defined number of immediate predecessors  $P_j$  which show that activity  $i$  cannot be started before all of its predecessor activities  $i \in P_j$  are completed. Such relations can be represented by an acyclic activity-on-node network. There is a set of renewable resources  $\mathcal{R}$  and a set of nonrenewable resources  $\mathcal{N}$  with constant resource capacities  $C_r^{\mathcal{R}}$  and  $C_r^{\mathcal{N}}$  per period. Every activity can be executed in one out of multiple modes  $m \in \{1, \dots, M\}$ . In every mode, processing times  $p_{jm}$  and demands  $c_{jmr}^{\mathcal{R}}$  and  $c_{jmr}^{\mathcal{N}}$  are defined and included for every activity  $j$ . The goal is to find a schedule which integrates all activities, selects one mode per activity, and assigns a starting time  $s_j$  to every activity (Schnell & Hartl, 2017; Van Peteghem & Vanhoucke, 2014). The most common objective is the minimization of the makespan (Kolisch & Hartmann, 2006). A detailed description of this well-researched problem, including a mixed integer programming model can for example be found in the works of Coelho & Vanhoucke (2011) and Van Peteghem & Vanhoucke (2014).

As explained in Section 3 of our work, one powerful optimization technique to solve scheduling problems is constraint programming (CP) (Bockmayr, Hooker, K. Aardal, & Weismantel, 2005; Laborie, Rogerie, Shaw, & Vilím, 2018; Vilím, Laborie, & Shaw, 2015). Vilím et al. (2015) solve 535 out of 552 of the PSPLIB j30 instances (Kolisch & Sprecher, 1997) to optimality by using the CP Optimizer<sup>1</sup> of IBM ILOG CPLEX. The detailed results of this computational study can be found in an online appendix<sup>2</sup>. With this approach, new best results can also be obtained for the `MMLIB j50` instances (Van Peteghem & Vanhoucke, 2014; Vanhoucke, Coelho, & Batselier, 2016). However, as these results are currently not available, we provide our solutions with this model on the following pages. For this purpose, we use the MRCPSP CP model, which is shipped with the IBM ILOG CPLEX OPL suite and the related CP Optimizer of IBM ILOG CPLEX 12.8.0.

---

<sup>1</sup> <https://www.ibm.com/analytics/data-science/prescriptive-analytics/cplex-cp-optimizer>

<sup>2</sup> <http://vilim.eu/petr/cpaior2015-results.pdf>

Name	I. Results mmlib.eu				II. Results SH2017		III. Best results [comparison of I. and II.]			IV. CP Optimizer results		
	LB	MS	Date	Author	LB	MS	Best LB	Best MS	Opt <sup>*1)</sup>	CP Opt. Best LB	CP Opt. Best MS	CP Opt. Time
J501_1	17	31	11.09.2015	Van Peteghem and Vanhoucke	31	31			*			
J501_2	17	25	28.06.2016	Albert Einstein Fernandes Muritiba	25	25			*			
J501_3	18	25	12.11.2016	Geiger, Gerhards, Stuerck	24	26	24	25		25	25	250.43
J501_4	22	29	15.07.2011	Van Peteghem and Vanhoucke	29	29			*			
J501_5	12	26	15.07.2011	Van Peteghem and Vanhoucke	26	26			*			
J5010_1	17	26	01.08.2017	Christian Stuerck	18	32	18	26		18	26	T
J5010_2	18	34	15.07.2011	Van Peteghem and Vanhoucke	19	42	19	34		19	34	T
J5010_3	14	26	19.07.2016	Mario Vanhoucke and Jose Coelho	16	30	16	26		15	26	T
J5010_4	17	27	14.07.2016	Mario Vanhoucke and Jose Coelho	17	34	17	27		17	27	T
J5010_5	20	35	15.07.2011	Van Peteghem and Vanhoucke	20	42	20	35		20	34	T
J50100_1	45	45	15.07.2011	Van Peteghem and Vanhoucke	45	45			*			
J50100_2	46	46	28.06.2016	Albert Einstein Fernandes Muritiba	46	46			*			
J50100_3	46	50	15.07.2011	Van Peteghem and Vanhoucke	50	50			*			
J50100_4	42	45	15.07.2011	Van Peteghem and Vanhoucke	45	45			*			
J50100_5	45	45	15.07.2011	Van Peteghem and Vanhoucke	45	45			*			
J50101_1	41	41	15.07.2011	Van Peteghem and Vanhoucke	41	41			*			
J50101_2	45	45	15.07.2011	Van Peteghem and Vanhoucke	45	45			*			
J50101_3	39	39	15.07.2011	Van Peteghem and Vanhoucke	39	39			*			
J50101_4	36	36	15.07.2011	Van Peteghem and Vanhoucke	36	36			*			
J50101_5	36	36	15.07.2011	Van Peteghem and Vanhoucke	36	36			*			
J50102_1	39	39	15.07.2011	Van Peteghem and Vanhoucke	39	39			*			
J50102_2	43	43	15.07.2011	Van Peteghem and Vanhoucke	43	43			*			
J50102_3	34	34	15.07.2011	Van Peteghem and Vanhoucke	34	34			*			
J50102_4	36	36	15.07.2011	Van Peteghem and Vanhoucke	36	36			*			
J50102_5	40	40	15.07.2011	Van Peteghem and Vanhoucke	40	40			*			
J50103_1	42	67	15.07.2011	Van Peteghem and Vanhoucke	67	67			*			
J50103_2	58	88	15.07.2011	Van Peteghem and Vanhoucke	88	88			*			
J50103_3	50	66	15.07.2011	Van Peteghem and Vanhoucke	66	66			*			
J50103_4	30	59	15.07.2011	Van Peteghem and Vanhoucke	59	59			*			
J50103_5	37	61	15.07.2011	Van Peteghem and Vanhoucke	61	61			*			
J50104_1	42	51	28.09.2016	Schnell and Hartl	51	51			*			
J50104_2	47	55	15.07.2011	Van Peteghem and Vanhoucke	55	55			*			
J50104_3	53	57	15.07.2011	Van Peteghem and Vanhoucke	57	57			*			
J50104_4	40	53	15.07.2011	Van Peteghem and Vanhoucke	53	53			*			
J50104_5	45	55	15.07.2011	Van Peteghem and Vanhoucke	55	55			*			
J50105_1	42	42	15.07.2011	Van Peteghem and Vanhoucke	42	42			*			
J50105_2	43	43	15.07.2011	Van Peteghem and Vanhoucke	43	43			*			
J50105_3	40	40	15.07.2011	Van Peteghem and Vanhoucke	40	40			*			
J50105_4	40	40	15.07.2011	Van Peteghem and Vanhoucke	40	40			*			
J50105_5	38	38	15.07.2011	Van Peteghem and Vanhoucke	38	38			*			
J50106_1	45	46	15.07.2011	Van Peteghem and Vanhoucke	46	46			*			
J50106_2	49	53	15.07.2011	Van Peteghem and Vanhoucke	53	53			*			
J50106_3	42	46	15.07.2011	Van Peteghem and Vanhoucke	46	46			*			
J50106_4	44	46	15.07.2011	Van Peteghem and Vanhoucke	46	46			*			
J50106_5	40	46	15.07.2011	Van Peteghem and Vanhoucke	46	46			*			
J50107_1	53	53	15.07.2011	Van Peteghem and Vanhoucke	53	53			*			
J50107_2	38	38	15.07.2011	Van Peteghem and Vanhoucke	38	38			*			
J50107_3	38	38	15.07.2011	Van Peteghem and Vanhoucke	38	38			*			
J50107_4	50	50	15.07.2011	Van Peteghem and Vanhoucke	50	50			*			
J50107_5	40	40	15.07.2011	Van Peteghem and Vanhoucke	40	40			*			
J50108_1	45	45	15.07.2011	Van Peteghem and Vanhoucke	45	45			*			
J50108_2	46	46	15.07.2011	Van Peteghem and Vanhoucke	46	46			*			
J50108_3	50	50	15.07.2011	Van Peteghem and Vanhoucke	50	50			*			
J50108_4	38	38	15.07.2011	Van Peteghem and Vanhoucke	38	38			*			
J50108_5	40	40	15.07.2011	Van Peteghem and Vanhoucke	40	40			*			
J5011_1	19	25	16.01.2017	Christian Stuerck	19	26	19	25		19	26	T
J5011_2	20	28	15.07.2011	Van Peteghem and Vanhoucke	20	31	20	28		20	28	T
J5011_3	18	28	15.07.2011	Van Peteghem and Vanhoucke	18	29	18	28		18	28	T
J5011_4	20	24	14.07.2016	Mario Vanhoucke and Jose Coelho	20	26	20	24		20	24	T
J5011_5	16	29	13.07.2017	M. Vanhoucke and J. Coelho	18	32	18	29		17	29	T
J5012_1	17	26	07.02.2017	Christian Stuerck	17	31	17	26		17	26	T
J5012_2	16	30	13.07.2017	M. Vanhoucke and J. Coelho	16	35	16	30		17	31	T
J5012_3	18	23	15.07.2016	Mario Vanhoucke and Jose Coelho	18	26	18	23		18	23	T

Name	I. Results mmlib.eu				II. Results SH2017		III. Best results [comparison of I. and II.]			IV. CP Optimizer results		
	LB	MS	Date	Author	LB	MS	Best LB	Best MS	Opt <sup>*1)</sup>	CP Opt. Best LB	CP Opt. Best MS	CP Opt. Time
J5012_4	17	25	16.01.2017	Christian Stuerck	17	29	17	25		17	25	T
J5012_5	21	25	15.07.2016	Mario Vanhoucke and Jose Coelho	21	28	21	25		21	25	T
J5013_1	23	25	15.07.2011	Van Peteghem and Vanhoucke	25	25			*			
J5013_2	21	29	15.07.2011	Van Peteghem and Vanhoucke	29	29			*			
J5013_3	20	28	15.07.2011	Van Peteghem and Vanhoucke	28	28			*			
J5013_4	16	24	15.07.2011	Van Peteghem and Vanhoucke	24	24			*			
J5013_5	17	24	15.07.2011	Van Peteghem and Vanhoucke	24	24			*			
J5014_1	22	23	28.06.2016	Albert Einstein Fernandes Muritiba	23	23			*			
J5014_2	20	21	15.07.2011	Van Peteghem and Vanhoucke	21	21			*			
J5014_3	19	22	15.07.2011	Van Peteghem and Vanhoucke	22	22			*			
J5014_4	18	20	15.07.2011	Van Peteghem and Vanhoucke	20	20			*			
J5014_5	18	19	15.07.2011	Van Peteghem and Vanhoucke	19	19			*			
J5015_1	19	19	15.07.2011	Van Peteghem and Vanhoucke	19	19			*			
J5015_2	25	25	15.07.2011	Van Peteghem and Vanhoucke	25	25			*			
J5015_3	17	17	15.07.2011	Van Peteghem and Vanhoucke	17	17			*			
J5015_4	23	23	15.07.2011	Van Peteghem and Vanhoucke	23	23			*			
J5015_5	18	18	15.07.2011	Van Peteghem and Vanhoucke	18	18			*			
J5016_1	17	17	15.07.2011	Van Peteghem and Vanhoucke	17	17			*			
J5016_2	16	16	26.10.2016	Geiger, Gerhards, Stuerck	16	16			*			
J5016_3	18	18	15.07.2011	Van Peteghem and Vanhoucke	18	18			*			
J5016_4	19	19	15.07.2011	Van Peteghem and Vanhoucke	19	19			*			
J5016_5	26	26	15.07.2011	Van Peteghem and Vanhoucke	26	26			*			
J5017_1	17	17	15.07.2011	Van Peteghem and Vanhoucke	17	17			*			
J5017_2	20	20	15.07.2011	Van Peteghem and Vanhoucke	20	20			*			
J5017_3	16	16	15.07.2011	Van Peteghem and Vanhoucke	16	16			*			
J5017_4	15	15	15.07.2011	Van Peteghem and Vanhoucke	15	15			*			
J5017_5	18	18	15.07.2011	Van Peteghem and Vanhoucke	18	18			*			
J5018_1	24	24	15.07.2011	Van Peteghem and Vanhoucke	24	24			*			
J5018_2	20	20	15.07.2011	Van Peteghem and Vanhoucke	20	20			*			
J5018_3	16	16	15.07.2011	Van Peteghem and Vanhoucke	16	16			*			
J5018_4	19	19	15.07.2011	Van Peteghem and Vanhoucke	19	19			*			
J5018_5	17	17	15.07.2011	Van Peteghem and Vanhoucke	17	17			*			
J5019_1	18	29	28.06.2016	Albert Einstein Fernandes Muritiba	29	29			*			
J5019_2	17	27	15.07.2011	Van Peteghem and Vanhoucke	27	27			*			
J5019_3	21	31	15.07.2011	Van Peteghem and Vanhoucke	31	31			*			
J5019_4	17	25	28.06.2016	Albert Einstein Fernandes Muritiba	25	25			*			
J5019_5	17	28	15.07.2011	Van Peteghem and Vanhoucke	28	28			*			
J502_1	22	24	28.09.2016	Schnell and Hartl	24	24			*			
J502_2	21	25	17.07.2016	Mario Vanhoucke and Jose Coelho	22	26	22	25		25	25	39.30
J502_3	18	22	12.11.2016	Geiger, Gerhards, Stuerck	21	23	21	22		22	22	4.63
J502_4	17	24	28.06.2016	Albert Einstein Fernandes Muritiba	22	24	22	24		24	24	16.30
J502_5	18	23	28.06.2016	Albert Einstein Fernandes Muritiba	21	23	21	23		23	23	13.82
J5020_1	29	30	15.07.2011	Van Peteghem and Vanhoucke	29	30	29	30		30	30	2.12
J5020_2	24	26	28.06.2016	Albert Einstein Fernandes Muritiba	24	28	24	26		26	26	2,259.68
J5020_3	18	23	15.07.2011	Van Peteghem and Vanhoucke	23	23			*			
J5020_4	21	25	15.07.2011	Van Peteghem and Vanhoucke	21	27	21	25		21	25	T
J5020_5	22	25	07.11.2016	Geiger, Gerhards, Stuerck	23	27	23	25		25	25	401.81
J5021_1	17	18	15.07.2011	Van Peteghem and Vanhoucke	17	19	17	18		17	18	T
J5021_2	21	21	15.07.2011	Van Peteghem and Vanhoucke	21	21			*			
J5021_3	21	21	15.07.2011	Van Peteghem and Vanhoucke	21	21			*			
J5021_4	18	18	15.07.2011	Van Peteghem and Vanhoucke	18	18			*			
J5021_5	16	17	02.09.2016	Albert Einstein Fernandes Muritiba	16	18	16	17		16	17	T
J5022_1	19	20	15.07.2011	Van Peteghem and Vanhoucke	19	21	19	20		20	20	880.17
J5022_2	20	20	15.07.2011	Van Peteghem and Vanhoucke	20	20			*			
J5022_3	18	18	15.07.2011	Van Peteghem and Vanhoucke	18	18			*			
J5022_4	21	21	15.07.2011	Van Peteghem and Vanhoucke	21	21			*			
J5022_5	22	22	31.05.2017	Christian Stuerck	22	24			*			
J5023_1	15	17	15.07.2011	Van Peteghem and Vanhoucke	15	17	15	17		17	17	204.26
J5023_2	19	19	15.07.2011	Van Peteghem and Vanhoucke	19	19			*			
J5023_3	20	20	15.07.2011	Van Peteghem and Vanhoucke	20	20			*			
J5023_4	14	16	15.07.2011	Van Peteghem and Vanhoucke	14	16	14	16		15	16	T
J5023_5	22	22	15.07.2011	Van Peteghem and Vanhoucke	22	22			*			
J5024_1	16	16	12.11.2016	Geiger, Gerhards, Stuerck	16	17			*			

Name	I. Results mmlib.eu				II. Results SH2017		III. Best results [comparison of I. and II.]			IV. CP Optimizer results		
	LB	MS	Date	Author	LB	MS	Best LB	Best MS	Opt * <sup>1)</sup>	CP Opt. Best LB	CP Opt. Best MS	CP Opt. Time
J5024_2	18	18	15.07.2011	Van Peteghem and Vanhoucke	18	18			*			
J5024_3	23	23	15.07.2011	Van Peteghem and Vanhoucke	23	23			*			
J5024_4	18	18	15.07.2011	Van Peteghem and Vanhoucke	18	18			*			
J5024_5	18	18	15.07.2011	Van Peteghem and Vanhoucke	18	18			*			
J5025_1	18	24	15.07.2011	Van Peteghem and Vanhoucke	24	24			*			
J5025_2	19	27	15.07.2011	Van Peteghem and Vanhoucke	27	27			*			
J5025_3	20	26	15.07.2011	Van Peteghem and Vanhoucke	26	26			*			
J5025_4	18	29	15.07.2011	Van Peteghem and Vanhoucke	29	29			*			
J5025_5	17	27	15.07.2011	Van Peteghem and Vanhoucke	27	27			*			
J5026_1	16	20	15.07.2011	Van Peteghem and Vanhoucke	20	20			*			
J5026_2	19	21	28.06.2016	Albert Einstein Fernandes Muritiba	21	21			*			
J5026_3	20	22	15.07.2011	Van Peteghem and Vanhoucke	22	22			*			
J5026_4	18	21	28.06.2016	Albert Einstein Fernandes Muritiba	21	21			*			
J5026_5	18	19	15.07.2011	Van Peteghem and Vanhoucke	19	19			*			
J5027_1	20	20	15.07.2011	Van Peteghem and Vanhoucke	20	20			*			
J5027_2	18	18	15.07.2011	Van Peteghem and Vanhoucke	18	18			*			
J5027_3	17	17	15.07.2011	Van Peteghem and Vanhoucke	17	17			*			
J5027_4	17	17	15.07.2011	Van Peteghem and Vanhoucke	17	17			*			
J5027_5	18	18	15.07.2011	Van Peteghem and Vanhoucke	18	18			*			
J5028_1	25	25	15.07.2011	Van Peteghem and Vanhoucke	25	25			*			
J5028_2	18	18	15.07.2011	Van Peteghem and Vanhoucke	18	18			*			
J5028_3	21	21	15.07.2011	Van Peteghem and Vanhoucke	21	21			*			
J5028_4	23	23	15.07.2011	Van Peteghem and Vanhoucke	23	23			*			
J5028_5	19	19	15.07.2011	Van Peteghem and Vanhoucke	19	19			*			
J5029_1	18	18	15.07.2011	Van Peteghem and Vanhoucke	18	18			*			
J5029_2	19	19	15.07.2011	Van Peteghem and Vanhoucke	19	19			*			
J5029_3	17	17	15.07.2011	Van Peteghem and Vanhoucke	17	17			*			
J5029_4	20	20	15.07.2011	Van Peteghem and Vanhoucke	20	20			*			
J5029_5	16	16	15.07.2011	Van Peteghem and Vanhoucke	16	16			*			
J503_1	19	19	15.07.2011	Van Peteghem and Vanhoucke	19	19			*			
J503_2	20	20	15.07.2011	Van Peteghem and Vanhoucke	20	20			*			
J503_3	18	18	15.07.2011	Van Peteghem and Vanhoucke	18	18			*			
J503_4	23	23	15.07.2011	Van Peteghem and Vanhoucke	23	23			*			
J503_5	16	18	15.07.2011	Van Peteghem and Vanhoucke	18	18			*			
J5030_1	17	17	15.07.2011	Van Peteghem and Vanhoucke	17	17			*			
J5030_2	20	20	15.07.2011	Van Peteghem and Vanhoucke	20	20			*			
J5030_3	20	20	15.07.2011	Van Peteghem and Vanhoucke	20	20			*			
J5030_4	17	17	15.07.2011	Van Peteghem and Vanhoucke	17	17			*			
J5030_5	17	17	15.07.2011	Van Peteghem and Vanhoucke	17	17			*			
J5031_1	17	26	15.07.2011	Van Peteghem and Vanhoucke	26	26			*			
J5031_2	18	29	15.07.2011	Van Peteghem and Vanhoucke	29	29			*			
J5031_3	15	27	15.07.2011	Van Peteghem and Vanhoucke	27	27			*			
J5031_4	18	25	28.06.2016	Albert Einstein Fernandes Muritiba	25	25			*			
J5031_5	21	25	15.07.2011	Van Peteghem and Vanhoucke	25	25			*			
J5032_1	17	23	15.07.2011	Van Peteghem and Vanhoucke	23	23			*			
J5032_2	20	22	15.07.2011	Van Peteghem and Vanhoucke	22	22			*			
J5032_3	19	23	15.07.2011	Van Peteghem and Vanhoucke	23	23			*			
J5032_4	18	23	28.06.2016	Albert Einstein Fernandes Muritiba	23	23			*			
J5032_5	17	20	28.06.2016	Albert Einstein Fernandes Muritiba	20	20			*			
J5033_1	20	20	15.07.2011	Van Peteghem and Vanhoucke	20	20			*			
J5033_2	23	23	15.07.2011	Van Peteghem and Vanhoucke	23	23			*			
J5033_3	21	21	15.07.2011	Van Peteghem and Vanhoucke	21	21			*			
J5033_4	20	20	15.07.2011	Van Peteghem and Vanhoucke	20	20			*			
J5033_5	20	20	15.07.2011	Van Peteghem and Vanhoucke	20	20			*			
J5034_1	18	18	15.07.2011	Van Peteghem and Vanhoucke	18	18			*			
J5034_2	24	24	15.07.2011	Van Peteghem and Vanhoucke	24	24			*			
J5034_3	25	25	15.07.2011	Van Peteghem and Vanhoucke	25	25			*			
J5034_4	18	19	28.06.2016	Albert Einstein Fernandes Muritiba	19	19			*			
J5034_5	21	21	15.07.2011	Van Peteghem and Vanhoucke	21	21			*			
J5035_1	16	16	15.07.2011	Van Peteghem and Vanhoucke	16	16			*			
J5035_2	21	21	15.07.2011	Van Peteghem and Vanhoucke	21	21			*			
J5035_3	20	20	15.07.2011	Van Peteghem and Vanhoucke	20	20			*			
J5035_4	22	22	15.07.2011	Van Peteghem and Vanhoucke	22	22			*			

Name	I. Results mmlib.eu				II. Results SH2017		III. Best results [comparison of I. and II.]			IV. CP Optimizer results		
	LB	MS	Date	Author	LB	MS	Best LB	Best MS	Opt <sup>*1)</sup>	CP Opt. Best LB	CP Opt. Best MS	CP Opt. Time
J5035_5	22	22	15.07.2011	Van Peteghem and Vanhoucke	22	22			*			
J5036_1	20	20	15.07.2011	Van Peteghem and Vanhoucke	20	20			*			
J5036_2	19	19	15.07.2011	Van Peteghem and Vanhoucke	19	19			*			
J5036_3	18	18	15.07.2011	Van Peteghem and Vanhoucke	18	18			*			
J5036_4	23	23	15.07.2011	Van Peteghem and Vanhoucke	23	23			*			
J5036_5	21	21	15.07.2011	Van Peteghem and Vanhoucke	21	21			*			
J5037_1	27	42	28.06.2016	Albert Einstein Fernandes Muritiba	42	42			*			
J5037_2	27	42	15.07.2011	Van Peteghem and Vanhoucke	42	42			*			
J5037_3	24	41	28.06.2016	Albert Einstein Fernandes Muritiba	41	41			*			
J5037_4	25	40	28.06.2016	Albert Einstein Fernandes Muritiba	40	40			*			
J5037_5	30	42	28.06.2016	Albert Einstein Fernandes Muritiba	42	42			*			
J5038_1	29	35	16.08.2016	Stuerck and Gerhards	35	35			*			
J5038_2	24	30	02.09.2016	Albert Einstein Fernandes Muritiba	30	30			*			
J5038_3	25	34	28.06.2016	Albert Einstein Fernandes Muritiba	34	34			*			
J5038_4	28	37	29.09.2016	Alexander Schnell and Richard F. Hartl	37	37			*			
J5038_5	32	38	13.09.2016	Gerhards and Stuerck	38	38			*			
J5039_1	30	30	29.09.2016	Alexander Schnell and Richard F. Hartl	30	30			*			
J5039_2	29	29	15.07.2011	Van Peteghem and Vanhoucke	29	29			*			
J5039_3	27	27	15.07.2011	Van Peteghem and Vanhoucke	27	27			*			
J5039_4	29	29	15.07.2011	Van Peteghem and Vanhoucke	29	29			*			
J5039_5	24	25	15.07.2011	Van Peteghem and Vanhoucke	25	25			*			
J504_1	18	19	15.07.2011	Van Peteghem and Vanhoucke	18	19	18	19		19	19	7.96
J504_2	18	18	28.09.2016	Schnell and Hartl	18	18			*			
J504_3	21	21	28.09.2016	Schnell and Hartl	21	21			*			
J504_4	14	19	29.09.2016	Schnell and Hartl	19	19			*			
J504_5	18	22	15.07.2011	Van Peteghem and Vanhoucke	18	25	18	22		18	22	T
J5040_1	24	26	28.06.2016	Albert Einstein Fernandes Muritiba	26	26			*			
J5040_2	27	30	28.06.2016	Albert Einstein Fernandes Muritiba	30	30			*			
J5040_3	24	27	17.07.2016	Mario Vanhoucke and Jose Coelho	27	27			*			
J5040_4	27	28	15.07.2011	Van Peteghem and Vanhoucke	28	28			*			
J5040_5	30	30	15.07.2011	Van Peteghem and Vanhoucke	30	30			*			
J5041_1	26	27	15.07.2011	Van Peteghem and Vanhoucke	27	27			*			
J5041_2	28	28	15.07.2011	Van Peteghem and Vanhoucke	28	28			*			
J5041_3	26	27	15.07.2011	Van Peteghem and Vanhoucke	27	27			*			
J5041_4	28	28	15.07.2011	Van Peteghem and Vanhoucke	28	28			*			
J5041_5	33	33	15.07.2011	Van Peteghem and Vanhoucke	33	33			*			
J5042_1	33	33	15.07.2011	Van Peteghem and Vanhoucke	33	33			*			
J5042_2	25	25	29.09.2016	Alexander Schnell and Richard F. Hartl	25	25			*			
J5042_3	24	26	15.07.2011	Van Peteghem and Vanhoucke	26	26			*			
J5042_4	24	24	15.07.2011	Van Peteghem and Vanhoucke	24	24			*			
J5042_5	30	30	15.07.2011	Van Peteghem and Vanhoucke	30	30			*			
J5043_1	34	65	17.07.2016	Mario Vanhoucke and Jose Coelho	50	70	50	65		34	76	T
J5043_2	29	64	14.07.2016	Mario Vanhoucke and Jose Coelho	39	73	39	64		31	63	T
J5043_3	31	68	28.06.2016	Albert Einstein Fernandes Muritiba	50	73	50	68		31	-	T
J5043_4	24	52	23.11.2016	Geiger, Gerhards, Stuerck	40	57	40	52		27	52	T
J5043_5	23	64	15.07.2011	Van Peteghem and Vanhoucke	41	68	41	64		27	63	T
J5044_1	31	47	15.07.2011	Van Peteghem and Vanhoucke	35	58	35	47		32	47	T
J5044_2	22	41	14.07.2016	Mario Vanhoucke and Jose Coelho	27	50	27	41		24	41	T
J5044_3	26	50	14.11.2016	Geiger, Grehards, Stuerck	37	62	37	50		33	50	T
J5044_4	25	49	15.07.2011	Van Peteghem and Vanhoucke	34	60	34	49		29	49	T
J5044_5	29	46	15.07.2011	Van Peteghem and Vanhoucke	36	53	36	46		31	45	T
J5045_1	32	46	13.07.2017	M. Vanhoucke and J. Coelho	33	57	33	46		32	46	T
J5045_2	22	34	15.07.2011	Van Peteghem and Vanhoucke	24	40	24	34		25	34	T
J5045_3	33	39	01.12.2017	Christian Stuerck	35	43	35	39		33	39	T
J5045_4	24	36	15.07.2011	Van Peteghem and Vanhoucke	24	41	24	36		25	35	T
J5045_5	26	44	13.07.2017	M. Vanhoucke and J. Coelho	28	55	28	44		28	44	T
J5046_1	33	42	13.07.2017	M. Vanhoucke and J. Coelho	33	59	33	42		34	42	T
J5046_2	24	41	13.07.2017	M. Vanhoucke and J. Coelho	26	54	26	41		24	41	T
J5046_3	30	45	14.07.2016	Mario Vanhoucke and Jose Coelho	32	57	32	45		31	45	T
J5046_4	18	31	13.07.2017	M. Vanhoucke and J. Coelho	22	36	22	31		20	31	T
J5046_5	24	39	14.07.2016	Mario Vanhoucke and Jose Coelho	27	45	27	39		26	38	T
J5047_1	24	36	14.07.2016	Mario Vanhoucke and Jose Coelho	27	38	27	36		28	36	T
J5047_2	25	40	15.07.2011	Van Peteghem and Vanhoucke	28	43	28	40		26	39	T



Name	I. Results mmlib.eu				II. Results SH2017		III. Best results [comparison of I. and II.]			IV. CP Optimizer results		
	LB	MS	Date	Author	LB	MS	Best LB	Best MS	Opt *1)	CP Opt. Best LB	CP Opt. Best MS	CP Opt. Time
J5047_3	30	42	17.07.2016	Mario Vanhoucke and Jose Coelho	31	47	31	42		31	42	T
J5047_4	25	39	17.07.2016	Mario Vanhoucke and Jose Coelho	27	42	27	39		26	39	T
J5047_5	24	39	15.07.2011	Van Peteghem and Vanhoucke	27	42	27	39		25	38	T
J5048_1	30	35	15.07.2011	Van Peteghem and Vanhoucke	30	41	30	35		30	35	T
J5048_2	26	40	15.07.2011	Van Peteghem and Vanhoucke	28	45	28	40		28	39	T
J5048_3	24	29	15.01.2018	Geiger, Gerhards, Stuerck	25	33	25	29		25	29	T
J5048_4	23	34	15.07.2011	Van Peteghem and Vanhoucke	24	37	24	34		25	34	T
J5048_5	37	41	20.01.2017	Christian Stuerck	37	48	37	41		40	41	T
J5049_1	22	39	15.07.2011	Van Peteghem and Vanhoucke	39	39			*			
J5049_2	27	45	15.07.2011	Van Peteghem and Vanhoucke	45	45			*			
J5049_3	28	38	15.07.2011	Van Peteghem and Vanhoucke	38	38			*			
J5049_4	25	38	15.07.2011	Van Peteghem and Vanhoucke	38	38			*			
J5049_5	19	34	15.07.2011	Van Peteghem and Vanhoucke	34	34			*			
J505_1	20	20	15.07.2011	Van Peteghem and Vanhoucke	20	20			*			
J505_2	18	18	15.07.2011	Van Peteghem and Vanhoucke	18	18			*			
J505_3	20	20	15.07.2011	Van Peteghem and Vanhoucke	20	20			*			
J505_4	18	18	02.09.2016	Albert Einstein Fernandes Muritiba	18	18			*			
J505_5	17	17	15.07.2011	Van Peteghem and Vanhoucke	17	17			*			
J5050_1	29	37	15.07.2011	Van Peteghem and Vanhoucke	37	37			*			
J5050_2	26	31	28.06.2016	Albert Einstein Fernandes Muritiba	31	31			*			
J5050_3	34	36	28.06.2016	Albert Einstein Fernandes Muritiba	36	36			*			
J5050_4	32	37	15.07.2011	Van Peteghem and Vanhoucke	37	37			*			
J5050_5	24	33	28.06.2016	Albert Einstein Fernandes Muritiba	33	33			*			
J5051_1	21	21	15.07.2011	Van Peteghem and Vanhoucke	21	21			*			
J5051_2	26	26	16.08.2016	Gerhards and Stuerck	26	26			*			
J5051_3	25	25	15.07.2011	Van Peteghem and Vanhoucke	25	25			*			
J5051_4	31	31	15.07.2011	Van Peteghem and Vanhoucke	31	31			*			
J5051_5	25	25	15.07.2011	Van Peteghem and Vanhoucke	25	25			*			
J5052_1	22	25	15.07.2011	Van Peteghem and Vanhoucke	25	25			*			
J5052_2	23	25	28.06.2016	Albert Einstein Fernandes Muritiba	25	25			*			
J5052_3	28	29	28.06.2016	Albert Einstein Fernandes Muritiba	29	29			*			
J5052_4	33	33	15.07.2011	Van Peteghem and Vanhoucke	33	33			*			
J5052_5	25	26	15.07.2011	Van Peteghem and Vanhoucke	26	26			*			
J5053_1	28	28	15.07.2011	Van Peteghem and Vanhoucke	28	28			*			
J5053_2	25	25	15.07.2011	Van Peteghem and Vanhoucke	25	25			*			
J5053_3	32	32	15.07.2011	Van Peteghem and Vanhoucke	32	32			*			
J5053_4	18	18	15.07.2011	Van Peteghem and Vanhoucke	18	18			*			
J5053_5	32	32	15.07.2011	Van Peteghem and Vanhoucke	32	32			*			
J5054_1	25	25	15.07.2011	Van Peteghem and Vanhoucke	25	25			*			
J5054_2	27	27	15.07.2011	Van Peteghem and Vanhoucke	27	27			*			
J5054_3	26	26	15.07.2011	Van Peteghem and Vanhoucke	26	26			*			
J5054_4	20	21	15.07.2011	Van Peteghem and Vanhoucke	21	21			*			
J5054_5	23	23	15.07.2011	Van Peteghem and Vanhoucke	23	23			*			
J5055_1	22	37	15.07.2011	Van Peteghem and Vanhoucke	37	37			*			
J5055_2	27	40	15.07.2011	Van Peteghem and Vanhoucke	40	40			*			
J5055_3	23	40	15.07.2011	Van Peteghem and Vanhoucke	40	40			*			
J5055_4	24	40	16.08.2016	Stuerck and Gerhards	40	40			*			
J5055_5	29	42	28.06.2016	Albert Einstein Fernandes Muritiba	42	42			*			
J5056_1	23	35	12.11.2016	Geiger, Gerhards, Stuerck	32	40	32	35		27	35	T
J5056_2	25	29	15.07.2011	Van Peteghem and Vanhoucke	29	29			*			
J5056_3	26	34	15.07.2011	Van Peteghem and Vanhoucke	33	34	33	34		34	34	42.57
J5056_4	25	34	01.06.2017	Christian Stuerck	32	37	32	34		34	34	930.50
J5056_5	25	38	15.07.2011	Van Peteghem and Vanhoucke	34	39	34	38		30	38	T
J5057_1	25	25	12.11.2016	Geiger, Gerhards, Stuerck	25	25			*			
J5057_2	28	28	15.07.2011	Van Peteghem and Vanhoucke	28	28			*			
J5057_3	29	31	15.07.2011	Van Peteghem and Vanhoucke	29	31	29	31		31	31	107.21
J5057_4	28	28	15.07.2011	Van Peteghem and Vanhoucke	28	28			*			
J5057_5	27	27	15.07.2011	Van Peteghem and Vanhoucke	27	27			*			
J5058_1	33	34	12.11.2016	Geiger, Gerhards, Stuerck	33	35	33	34		34	34	31.57
J5058_2	33	33	15.07.2011	Van Peteghem and Vanhoucke	33	33			*			
J5058_3	33	33	15.07.2011	Van Peteghem and Vanhoucke	33	33			*			
J5058_4	22	28	07.02.2017	Christian Stuerck	25	30	25	28		28	28	2,327.14
J5058_5	25	28	12.11.2016	Geiger, Gerhards, Stuerck	26	30	26	28		28	28	291.89

Name	I. Results mmlib.eu				II. Results SH2017		III. Best results [comparison of I. and II.]			IV. CP Optimizer results		
	LB	MS	Date	Author	LB	MS	Best LB	Best MS	Opt * <sup>1)</sup>	CP Opt. Best LB	CP Opt. Best MS	CP Opt. Time
J5059_1	29	29	15.07.2011	Van Peteghem and Vanhoucke	29	29			*			
J5059_2	22	22	15.07.2011	Van Peteghem and Vanhoucke	22	22			*			
J5059_3	23	24	03.09.2016	Albert Einstein Fernandes Muritiba	24	24			*			
J5059_4	29	31	15.07.2011	Van Peteghem and Vanhoucke	31	31			*			
J5059_5	33	33	15.07.2011	Van Peteghem and Vanhoucke	33	33			*			
J506_1	20	20	15.07.2011	Van Peteghem and Vanhoucke	20	20			*			
J506_2	21	21	15.07.2011	Van Peteghem and Vanhoucke	21	21			*			
J506_3	20	20	29.09.2016	Alexander Schnell and Richard F. Hartl	20	20			*			
J506_4	25	25	15.07.2011	Van Peteghem and Vanhoucke	25	25			*			
J506_5	24	24	15.07.2011	Van Peteghem and Vanhoucke	24	24			*			
J5060_1	34	34	15.07.2011	Van Peteghem and Vanhoucke	34	34			*			
J5060_2	27	27	15.07.2011	Van Peteghem and Vanhoucke	27	27			*			
J5060_3	32	32	15.07.2011	Van Peteghem and Vanhoucke	32	32			*			
J5060_4	23	23	14.07.2016	Mario Vanhoucke and Jose Coelho	23	23			*			
J5060_5	24	24	15.07.2011	Van Peteghem and Vanhoucke	24	24			*			
J5061_1	27	37	15.07.2011	Van Peteghem and Vanhoucke	37	37			*			
J5061_2	32	42	15.07.2011	Van Peteghem and Vanhoucke	42	42			*			
J5061_3	30	45	15.07.2011	Van Peteghem and Vanhoucke	45	45			*			
J5061_4	27	40	15.07.2011	Van Peteghem and Vanhoucke	40	40			*			
J5061_5	28	36	15.07.2011	Van Peteghem and Vanhoucke	36	36			*			
J5062_1	32	34	15.07.2011	Van Peteghem and Vanhoucke	34	34			*			
J5062_2	31	32	15.07.2011	Van Peteghem and Vanhoucke	32	32			*			
J5062_3	30	32	15.07.2011	Van Peteghem and Vanhoucke	32	32			*			
J5062_4	21	28	16.08.2016	Gerhards and Stuerck	28	28			*			
J5062_5	27	31	15.07.2011	Van Peteghem and Vanhoucke	31	31			*			
J5063_1	28	28	15.07.2011	Van Peteghem and Vanhoucke	28	28			*			
J5063_2	32	32	15.07.2011	Van Peteghem and Vanhoucke	32	32			*			
J5063_3	27	27	15.07.2011	Van Peteghem and Vanhoucke	27	27			*			
J5063_4	21	21	15.07.2011	Van Peteghem and Vanhoucke	21	21			*			
J5063_5	32	32	15.07.2011	Van Peteghem and Vanhoucke	32	32			*			
J5064_1	29	29	15.07.2011	Van Peteghem and Vanhoucke	29	29			*			
J5064_2	28	28	15.07.2011	Van Peteghem and Vanhoucke	28	28			*			
J5064_3	32	32	15.07.2011	Van Peteghem and Vanhoucke	32	32			*			
J5064_4	26	26	15.07.2011	Van Peteghem and Vanhoucke	26	26			*			
J5064_5	21	22	15.07.2011	Van Peteghem and Vanhoucke	22	22			*			
J5065_1	27	27	15.07.2011	Van Peteghem and Vanhoucke	27	27			*			
J5065_2	22	22	15.07.2011	Van Peteghem and Vanhoucke	22	22			*			
J5065_3	28	28	15.07.2011	Van Peteghem and Vanhoucke	28	28			*			
J5065_4	29	29	15.07.2011	Van Peteghem and Vanhoucke	29	29			*			
J5065_5	29	29	15.07.2011	Van Peteghem and Vanhoucke	29	29			*			
J5066_1	24	24	15.07.2011	Van Peteghem and Vanhoucke	24	24			*			
J5066_2	23	23	15.07.2011	Van Peteghem and Vanhoucke	23	23			*			
J5066_3	29	29	15.07.2011	Van Peteghem and Vanhoucke	29	29			*			
J5066_4	25	25	15.07.2011	Van Peteghem and Vanhoucke	25	25			*			
J5066_5	37	37	15.07.2011	Van Peteghem and Vanhoucke	37	37			*			
J5067_1	23	37	15.07.2011	Van Peteghem and Vanhoucke	37	37			*			
J5067_2	29	42	15.07.2011	Van Peteghem and Vanhoucke	42	42			*			
J5067_3	31	42	15.07.2011	Van Peteghem and Vanhoucke	42	42			*			
J5067_4	21	30	15.07.2011	Van Peteghem and Vanhoucke	30	30			*			
J5067_5	27	42	15.07.2011	Van Peteghem and Vanhoucke	42	42			*			
J5068_1	24	28	15.07.2011	Van Peteghem and Vanhoucke	28	28			*			
J5068_2	26	32	28.06.2016	Albert Einstein Fernandes Muritiba	32	32			*			
J5068_3	26	30	28.06.2016	Albert Einstein Fernandes Muritiba	30	30			*			
J5068_4	27	32	17.07.2016	Mario Vanhoucke and Jose Coelho	32	32			*			
J5068_5	22	30	15.07.2011	Van Peteghem and Vanhoucke	30	30			*			
J5069_1	20	20	15.07.2011	Van Peteghem and Vanhoucke	20	20			*			
J5069_2	28	28	15.07.2011	Van Peteghem and Vanhoucke	28	28			*			
J5069_3	21	21	28.06.2016	Albert Einstein Fernandes Muritiba	21	21			*			
J5069_4	29	29	15.07.2011	Van Peteghem and Vanhoucke	29	29			*			
J5069_5	24	24	15.07.2011	Van Peteghem and Vanhoucke	24	24			*			
J507_1	20	44	15.07.2011	Van Peteghem and Vanhoucke	30	47	30	44		22	<b>43</b>	T
J507_2	23	42	15.07.2011	Van Peteghem and Vanhoucke	28	45	28	42		24	<b>41</b>	T
J507_3	20	41	15.07.2011	Van Peteghem and Vanhoucke	27	47	27	41		22	<b>40</b>	T

Name	I. Results mmlib.eu				II. Results SH2017		III. Best results [comparison of I. and II.]			IV. CP Optimizer results		
	LB	MS	Date	Author	LB	MS	Best LB	Best MS	Opt * <sup>1)</sup>	CP Opt. Best LB	CP Opt. Best MS	CP Opt. Time
J507_4	22	45	02.09.2016	Albert Einstein Fernandes Muritiba	27	50	27	45		23	45	T
J507_5	13	41	15.07.2011	Van Peteghem and Vanhoucke	26	45	26	41		17	<b>40</b>	T
J5070_1	23	24	17.07.2016	Mario Vanhoucke and Jose Coelho	24	24			*			
J5070_2	29	30	15.07.2011	Van Peteghem and Vanhoucke	30	30			*			
J5070_3	21	23	28.06.2016	Albert Einstein Fernandes Muritiba	23	23			*			
J5070_4	27	27	15.07.2011	Van Peteghem and Vanhoucke	27	27			*			
J5070_5	25	26	29.09.2016	Alexander Schnell and Richard F. Hartl	26	26			*			
J5071_1	27	27	15.07.2011	Van Peteghem and Vanhoucke	27	27			*			
J5071_2	24	24	15.07.2011	Van Peteghem and Vanhoucke	24	24			*			
J5071_3	24	24	15.07.2011	Van Peteghem and Vanhoucke	24	24			*			
J5071_4	36	36	15.07.2011	Van Peteghem and Vanhoucke	36	36			*			
J5071_5	27	27	15.07.2011	Van Peteghem and Vanhoucke	27	27			*			
J5072_1	21	21	15.07.2011	Van Peteghem and Vanhoucke	21	21			*			
J5072_2	30	30	15.07.2011	Van Peteghem and Vanhoucke	30	30			*			
J5072_3	23	23	15.07.2011	Van Peteghem and Vanhoucke	23	23			*			
J5072_4	26	26	15.07.2011	Van Peteghem and Vanhoucke	26	26			*			
J5072_5	28	28	15.07.2011	Van Peteghem and Vanhoucke	28	28			*			
J5073_1	41	68	15.07.2011	Van Peteghem and Vanhoucke	68	68			*			
J5073_2	43	71	15.07.2011	Van Peteghem and Vanhoucke	71	71			*			
J5073_3	47	68	15.07.2011	Van Peteghem and Vanhoucke	68	68			*			
J5073_4	47	75	15.07.2011	Van Peteghem and Vanhoucke	75	75			*			
J5073_5	44	78	15.07.2011	Van Peteghem and Vanhoucke	78	78			*			
J5074_1	51	57	28.06.2016	Albert Einstein Fernandes Muritiba	57	57			*			
J5074_2	37	51	28.09.2016	Martin Josef Geiger	51	51			*			
J5074_3	44	65	15.07.2011	Van Peteghem and Vanhoucke	65	65			*			
J5074_4	44	54	15.07.2011	Van Peteghem and Vanhoucke	54	54			*			
J5074_5	40	57	15.07.2011	Van Peteghem and Vanhoucke	55	57	55	57		57	57	59.53
J5075_1	51	51	15.07.2011	Van Peteghem and Vanhoucke	51	51			*			
J5075_2	38	40	15.07.2011	Van Peteghem and Vanhoucke	40	40			*			
J5075_3	43	45	15.07.2011	Van Peteghem and Vanhoucke	45	45			*			
J5075_4	51	51	15.07.2011	Van Peteghem and Vanhoucke	51	51			*			
J5075_5	44	44	15.07.2011	Van Peteghem and Vanhoucke	44	44			*			
J5076_1	36	44	15.07.2011	Van Peteghem and Vanhoucke	44	44			*			
J5076_2	35	40	15.07.2011	Van Peteghem and Vanhoucke	40	40			*			
J5076_3	38	43	13.09.2016	Gerhards and Stuerck	43	43			*			
J5076_4	39	39	28.09.2016	Martin Josef Geiger	39	39			*			
J5076_5	43	49	15.07.2011	Van Peteghem and Vanhoucke	49	49			*			
J5077_1	42	44	15.07.2011	Van Peteghem and Vanhoucke	44	44			*			
J5077_2	48	48	15.07.2011	Van Peteghem and Vanhoucke	48	48			*			
J5077_3	46	47	15.07.2011	Van Peteghem and Vanhoucke	47	47			*			
J5077_4	47	47	15.07.2011	Van Peteghem and Vanhoucke	47	47			*			
J5077_5	37	39	15.07.2011	Van Peteghem and Vanhoucke	39	39			*			
J5078_1	47	49	15.07.2011	Van Peteghem and Vanhoucke	49	49			*			
J5078_2	53	53	15.07.2011	Van Peteghem and Vanhoucke	53	53			*			
J5078_3	37	38	15.07.2011	Van Peteghem and Vanhoucke	38	38			*			
J5078_4	48	48	15.07.2011	Van Peteghem and Vanhoucke	48	48			*			
J5078_5	41	42	15.07.2011	Van Peteghem and Vanhoucke	42	42			*			
J5079_1	39	73	19.07.2016	Mario Vanhoucke and Jose Coelho	57	76	57	73		42	73	T
J5079_2	41	82	28.09.2016	Martin Josef Geiger	71	87	71	82		46	83	T
J5079_3	40	73	14.07.2016	Mario Vanhoucke and Jose Coelho	65	74	65	73		40	88	T
J5079_4	39	68	15.07.2011	Van Peteghem and Vanhoucke	60	70	60	68		<b>68</b>	<b>68</b>	691.69
J5079_5	41	80	15.07.2011	Van Peteghem and Vanhoucke	68	85	68	80		52	80	T
J508_1	15	37	15.07.2011	Van Peteghem and Vanhoucke	21	44	21	37		19	<b>36</b>	T
J508_2	17	31	15.07.2011	Van Peteghem and Vanhoucke	20	38	20	31		20	31	T
J508_3	17	33	13.07.2017	M. Vanhoucke and J. Coelho	19	42	19	33		18	33	T
J508_4	22	34	15.07.2011	Van Peteghem and Vanhoucke	25	40	25	34		23	34	T
J508_5	23	42	14.07.2016	Mario Vanhoucke and Jose Coelho	26	49	26	42		26	<b>41</b>	T
J5080_1	36	72	15.07.2011	Van Peteghem and Vanhoucke	55	80	55	72		42	72	T
J5080_2	45	68	28.09.2016	Martin Josef Geiger	58	77	58	68		51	68	T
J5080_3	48	82	03.09.2016	Albert Einstein Fernandes Muritiba	63	95	63	82		55	82	T
J5080_4	41	72	28.09.2016	Martin Josef Geiger	63	76	63	72		48	72	T
J5080_5	45	70	15.07.2011	Van Peteghem and Vanhoucke	59	75	59	70		50	70	T
J5081_1	50	63	28.09.2016	Martin Josef Geiger	55	65	55	63		<b>63</b>	<b>63</b>	5,222.05

Name	I. Results mmlib.eu				II. Results SH2017		III. Best results [comparison of I. and II.]			IV. CP Optimizer results		
	LB	MS	Date	Author	LB	MS	Best LB	Best MS	Opt * <sup>1)</sup>	CP Opt. Best LB	CP Opt. Best MS	CP Opt. Time
J5081_2	56	59	15.07.2011	Van Peteghem and Vanhoucke	59	59			*			
J5081_3	46	57	15.07.2011	Van Peteghem and Vanhoucke	47	69	47	57		48	57	T
J5081_4	55	64	28.09.2016	Martin Josef Geiger	57	67	57	64		58	64	T
J5081_5	43	53	15.07.2011	Van Peteghem and Vanhoucke	45	59	45	53		44	53	T
J5082_1	48	59	12.09.2016	Albert Einstein Fernandes Muritiba	51	68	51	59		51	59	T
J5082_2	39	60	14.07.2016	Mario Vanhoucke and Jose Coelho	44	73	44	60		43	60	T
J5082_3	40	56	15.07.2011	Van Peteghem and Vanhoucke	45	62	45	56		45	56	T
J5082_4	47	67	09.11.2016	Geiger, Gerhards, Stuerck	52	75	52	67		49	67	T
J5082_5	46	54	28.09.2016	Martin Josef Geiger	48	60	48	54		54	54	2,474.47
J5083_1	41	49	14.07.2016	Mario Vanhoucke and Jose Coelho	48	49	48	49		49	49	659.08
J5083_2	52	54	15.07.2011	Van Peteghem and Vanhoucke	54	54			*			
J5083_3	47	51	15.07.2011	Van Peteghem and Vanhoucke	51	51			*			
J5083_4	40	56	15.07.2011	Van Peteghem and Vanhoucke	49	58	49	56		45	56	T
J5083_5	46	62	15.07.2011	Van Peteghem and Vanhoucke	54	66	54	62		54	62	T
J5084_1	38	51	15.07.2011	Van Peteghem and Vanhoucke	42	53	42	51		51	51	T
J5084_2	41	57	15.07.2011	Van Peteghem and Vanhoucke	47	60	47	57		46	57	T
J5084_3	44	60	28.06.2016	Albert Einstein Fernandes Muritiba	48	67	48	60		48	60	T
J5084_4	43	59	15.07.2011	Van Peteghem and Vanhoucke	49	64	49	59		48	59	T
J5084_5	42	57	28.09.2016	Martin Josef Geiger	46	61	46	57		45	57	T
J5085_1	38	73	15.07.2011	Van Peteghem and Vanhoucke	73	73			*			
J5085_2	44	67	15.07.2011	Van Peteghem and Vanhoucke	67	67			*			
J5085_3	41	63	15.07.2011	Van Peteghem and Vanhoucke	63	63			*			
J5085_4	40	86	15.07.2011	Van Peteghem and Vanhoucke	86	86			*			
J5085_5	51	77	15.07.2011	Van Peteghem and Vanhoucke	77	77			*			
J5086_1	37	52	15.07.2011	Van Peteghem and Vanhoucke	52	52			*			
J5086_2	47	55	15.07.2011	Van Peteghem and Vanhoucke	55	55			*			
J5086_3	44	59	15.07.2011	Van Peteghem and Vanhoucke	59	59			*			
J5086_4	55	64	15.07.2011	Van Peteghem and Vanhoucke	64	64			*			
J5086_5	47	56	15.07.2011	Van Peteghem and Vanhoucke	56	56			*			
J5087_1	40	40	15.07.2011	Van Peteghem and Vanhoucke	40	40			*			
J5087_2	40	40	15.07.2011	Van Peteghem and Vanhoucke	40	40			*			
J5087_3	41	41	15.07.2011	Van Peteghem and Vanhoucke	41	41			*			
J5087_4	43	43	15.07.2011	Van Peteghem and Vanhoucke	43	43			*			
J5087_5	51	51	15.07.2011	Van Peteghem and Vanhoucke	51	51			*			
J5088_1	44	46	15.07.2011	Van Peteghem and Vanhoucke	46	46			*			
J5088_2	42	45	28.06.2016	Albert Einstein Fernandes Muritiba	45	45			*			
J5088_3	42	44	28.06.2016	Albert Einstein Fernandes Muritiba	44	44			*			
J5088_4	49	49	28.06.2016	Albert Einstein Fernandes Muritiba	49	49			*			
J5088_5	40	43	15.07.2011	Van Peteghem and Vanhoucke	43	43			*			
J5089_1	46	46	15.07.2011	Van Peteghem and Vanhoucke	46	46			*			
J5089_2	57	57	15.07.2011	Van Peteghem and Vanhoucke	57	57			*			
J5089_3	41	41	15.07.2011	Van Peteghem and Vanhoucke	41	41			*			
J5089_4	45	45	15.07.2011	Van Peteghem and Vanhoucke	45	45			*			
J5089_5	48	48	15.07.2011	Van Peteghem and Vanhoucke	48	48			*			
J509_1	19	32	17.07.2016	Mario Vanhoucke and Jose Coelho	19	36	19	32		19	32	T
J509_2	16	24	15.07.2011	Van Peteghem and Vanhoucke	17	28	17	24		16	24	T
J509_3	19	26	02.09.2016	Albert Einstein Fernandes Muritiba	19	30	19	26		19	26	T
J509_4	14	26	15.07.2011	Van Peteghem and Vanhoucke	14	29	14	26		15	26	T
J509_5	20	28	14.07.2016	Mario Vanhoucke and Jose Coelho	20	33	20	28		20	28	T
J5090_1	54	54	15.07.2011	Van Peteghem and Vanhoucke	54	54			*			
J5090_2	43	43	15.07.2011	Van Peteghem and Vanhoucke	43	43			*			
J5090_3	50	50	15.07.2011	Van Peteghem and Vanhoucke	50	50			*			
J5090_4	43	43	15.07.2011	Van Peteghem and Vanhoucke	43	43			*			
J5090_5	42	42	15.07.2011	Van Peteghem and Vanhoucke	42	42			*			
J5091_1	49	69	15.07.2011	Van Peteghem and Vanhoucke	69	69			*			
J5091_2	48	74	15.07.2011	Van Peteghem and Vanhoucke	74	74			*			
J5091_3	33	53	15.07.2011	Van Peteghem and Vanhoucke	53	53			*			
J5091_4	38	78	15.07.2011	Van Peteghem and Vanhoucke	78	78			*			
J5091_5	35	61	15.07.2011	Van Peteghem and Vanhoucke	61	61			*			
J5092_1	42	63	28.06.2016	Albert Einstein Fernandes Muritiba	63	63			*			
J5092_2	41	61	15.07.2011	Van Peteghem and Vanhoucke	61	61			*			
J5092_3	46	54	15.07.2011	Van Peteghem and Vanhoucke	54	54			*			
J5092_4	43	60	28.06.2016	Albert Einstein Fernandes Muritiba	57	61	57	60		60	60	393.29

Name	I. Results mmlib.eu				II. Results SH2017		III. Best results [comparison of I. and II.]			IV. CP Optimizer results		
	LB	MS	Date	Author	LB	MS	Best LB	Best MS	Opt <sup>*1)</sup>	CP Opt. Best LB	CP Opt. Best MS	CP Opt. Time
J5092_5	36	52	29.09.2016	Alexander Schnell and Richard F. Hartl	52	52			*			
J5093_1	52	52	15.07.2011	Van Peteghem and Vanhoucke	52	52			*			
J5093_2	43	45	15.07.2011	Van Peteghem and Vanhoucke	45	45			*			
J5093_3	52	52	15.07.2011	Van Peteghem and Vanhoucke	52	52			*			
J5093_4	32	36	28.06.2016	Albert Einstein Fernandes Muritiba	36	36			*			
J5093_5	43	45	15.07.2011	Van Peteghem and Vanhoucke	45	45			*			
J5094_1	40	44	28.10.2016	Geiger, Gerhards, Stuerck	44	45			*			
J5094_2	52	60	15.07.2011	Van Peteghem and Vanhoucke	58	60	58	60		<b>60</b>	<b>60</b>	40.63
J5094_3	38	45	15.07.2011	Van Peteghem and Vanhoucke	42	45	42	45		<b>45</b>	<b>45</b>	105.73
J5094_4	33	43	15.07.2011	Van Peteghem and Vanhoucke	40	43	40	43		<b>43</b>	<b>43</b>	255.60
J5094_5	35	40	29.09.2016	Alexander Schnell and Richard F. Hartl	40	40			*			
J5095_1	49	50	15.07.2011	Van Peteghem and Vanhoucke	50	50			*			
J5095_2	46	47	15.07.2011	Van Peteghem and Vanhoucke	47	47			*			
J5095_3	39	43	15.07.2011	Van Peteghem and Vanhoucke	43	43			*			
J5095_4	46	46	15.07.2011	Van Peteghem and Vanhoucke	46	46			*			
J5095_5	42	45	15.07.2011	Van Peteghem and Vanhoucke	45	45			*			
J5096_1	39	39	28.09.2016	Martin Josef Geiger	39	39			*			
J5096_2	42	48	15.07.2011	Van Peteghem and Vanhoucke	44	48	44	48		<b>48</b>	<b>48</b>	605.67
J5096_3	44	44	15.07.2011	Van Peteghem and Vanhoucke	44	44			*			
J5096_4	45	45	15.07.2011	Van Peteghem and Vanhoucke	45	45			*			
J5096_5	38	42	29.09.2016	Alexander Schnell and Richard F. Hartl	42	42			*			
J5097_1	37	63	15.07.2011	Van Peteghem and Vanhoucke	63	63			*			
J5097_2	42	65	15.07.2011	Van Peteghem and Vanhoucke	65	65			*			
J5097_3	41	69	15.07.2011	Van Peteghem and Vanhoucke	69	69			*			
J5097_4	41	56	15.07.2011	Van Peteghem and Vanhoucke	56	56			*			
J5097_5	53	74	15.07.2011	Van Peteghem and Vanhoucke	74	74			*			
J5098_1	62	71	15.07.2011	Van Peteghem and Vanhoucke	71	71			*			
J5098_2	41	55	15.07.2011	Van Peteghem and Vanhoucke	55	55			*			
J5098_3	39	54	15.07.2011	Van Peteghem and Vanhoucke	54	54			*			
J5098_4	46	53	15.07.2011	Van Peteghem and Vanhoucke	53	53			*			
J5098_5	36	49	28.06.2016	Albert Einstein Fernandes Muritiba	49	49			*			
J5099_1	38	38	15.07.2011	Van Peteghem and Vanhoucke	38	38			*			
J5099_2	39	39	15.07.2011	Van Peteghem and Vanhoucke	39	39			*			
J5099_3	35	35	15.07.2011	Van Peteghem and Vanhoucke	35	35			*			
J5099_4	45	45	15.07.2011	Van Peteghem and Vanhoucke	45	45			*			
J5099_5	36	36	15.07.2011	Van Peteghem and Vanhoucke	36	36			*			

53 <sup>\*2)</sup>

ad I.) Download from mmlib.eu on 2018-08-09. LB ... Lower Bound; MS ... Makespan. Further detailed information can be found on mmlib.eu.

ad II.) SH2017 ... Schnell, A. and Hartl, R.F., 2017. On the generalization of constraint programming and boolean satisfiability solving techniques to schedule a resource constrained project consisting of multi-mode jobs. Operations Research Perspectives, 4, pp.1-11. The results of SH2017 could not be found in the downloaded solutions of mmlib.eu on 2018-08-09. However, as SH2017 partly present better results than shown on mmlib.eu, they are included here. Their results are taken from the supplementary material of the cited publication SH2017. All results which are better than mmlib.eu results are depicted in italic letters.

ad III.) The lower bound (LB) and the makespan (MS) of mmlib.eu and SH2017 are compared and the best LB and best MS of this comparison are presented. Based on this comparison, only benchmarks which have not been solved to optimality until now (optimality proof is depicted by the character "\*"), are solved by the CP Optimizer in IV.).

ad IV.) The used MRCPSPP constraint programming model is shipped in the examples of CPLEX 12.8.0 and the CP Optimizer of IBM ILOG CPLEX is used to solve the benchmark data sets. All experiments are carried out on a virtual machine Intel(R) Xeon(R) CPU E5-2660 v4, 2.00GHz with 28 logical processors, Microsoft Windows 10 Education. New best LB and MS are depicted in bold letters. The optimization runs are carried out without any input lower or upper bounds. Maximum allowed computation time (T): 5.400 seconds (following SH 2017).

\*1) "\*" ... optimality has already been proven.

\*2) For 53 out of 117 instances, new best bounds/solutions are presented.

## References

- Bockmayr, A., Hooker, J. N., K. Aardal, G. L. N., & Weismantel, R. (2005). Constraint Programming. *Handbooks in Operations Research and Management Science*. [https://doi.org/10.1016/S0927-0507\(05\)12010-6](https://doi.org/10.1016/S0927-0507(05)12010-6)
- Coelho, J., & Vanhoucke, M. (2011). Multi-mode resource-constrained project scheduling using RCPSP and SAT solvers. *European Journal of Operational Research*. <https://doi.org/10.1016/j.ejor.2011.03.019>
- Hartmann, S., & Briskorn, D. (2010). A survey of variants and extensions of the resource-constrained project scheduling problem. *European Journal of Operational Research*, 207(1), 1–14. <https://doi.org/https://doi.org/10.1016/j.ejor.2009.11.005>
- Kolisch, R., & Hartmann, S. (2006). Experimental investigation of heuristics for resource-constrained project scheduling: An update. *European Journal of Operational Research*, 174(1), 23–37. <https://doi.org/https://doi.org/10.1016/j.ejor.2005.01.065>
- Kolisch, R., & Sprecher, A. (1997). PSPLIB - A project scheduling problem library. *European Journal of Operational Research*. [https://doi.org/10.1016/S0377-2217\(96\)00170-1](https://doi.org/10.1016/S0377-2217(96)00170-1)
- Laborie, P. (2009). IBM ILOG CP Optimizer for detailed scheduling illustrated on three problems. In *Lecture Notes in Computer Science (including subseries Lecture Notes in Artificial Intelligence and Lecture Notes in Bioinformatics)*. [https://doi.org/10.1007/978-3-642-01929-6\\_12](https://doi.org/10.1007/978-3-642-01929-6_12)
- Laborie, P., Rogerie, J., Shaw, P., & Vilím, P. (2018). IBM ILOG CP optimizer for scheduling: 20+ years of scheduling with constraints at IBM/ILOG. *Constraints*. <https://doi.org/10.1007/s10601-018-9281-x>
- Schnell, A., & Hartl, R. F. (2017). On the generalization of constraint programming and boolean satisfiability solving techniques to schedule a resource-constrained project consisting of multi-mode jobs. *Operations Research Perspectives*. <https://doi.org/10.1016/j.orp.2017.01.002>
- Van Peteghem, V., & Vanhoucke, M. (2014). An experimental investigation of metaheuristics for the multi-mode resource-constrained project scheduling problem on new dataset instances. *European Journal of Operational Research*. <https://doi.org/10.1016/j.ejor.2013.10.012>
- Vanhoucke, M., Coelho, J., & Batselier, J. (2016). an Overview of Project Data Management and Control. *The Journal of Modern Project Management*. <https://doi.org/10.3963/JMPM.V3I3.158>
- Vilím, P., Laborie, P., & Shaw, P. (2015). Failure-directed search for constraint-based scheduling. In *Lecture Notes in Computer Science (including subseries Lecture Notes in Artificial Intelligence and Lecture Notes in Bioinformatics)*. [https://doi.org/10.1007/978-3-319-18008-3\\_30](https://doi.org/10.1007/978-3-319-18008-3_30)