

What makes a good conversation?

How controllable attributes affect human judgments

Abigail See*
Stanford University
abisee@stanford.edu

Stephen Roller
Facebook AI Research
roller@fb.com

Douwe Kiela
Facebook AI Research
dkiela@fb.com

Jason Weston
Facebook AI Research
jase@fb.com

Abstract

A good conversation requires balance – between simplicity and detail; staying on topic and changing it; asking questions and answering them. Although dialogue agents are commonly evaluated via human judgments of overall quality, the relationship between quality and these individual factors is less well-studied. In this work, we examine two controllable neural text generation methods, conditional training and weighted decoding, in order to control four important attributes for chitchat dialogue: repetition, specificity, response-relatedness and question-asking. We conduct a large-scale human evaluation to measure the effect of these control parameters on multi-turn interactive conversations on the PersonaChat task. We provide a detailed analysis of their relationship to high-level aspects of conversation, and show that by controlling combinations of these variables our models obtain clear improvements in human quality judgments.

1 Introduction

Neural generation models for dialogue, despite their ubiquity, are still poorly understood. Well known problems, such as the genericness and repetitiveness of responses (Serban et al., 2016a), remain without a de facto solution. Strikingly, the factors that determine overall human judgments of conversation quality are almost entirely unexplored. Most works have been limited to the next utterance prediction problem, whereas a multi-turn evaluation is necessary to evaluate the quality of a full conversation.

In this work we both (i) conduct a large-scale study to identify the fine-grained factors governing human judgments of full conversations, and (ii) develop models that apply our findings in practice,

*AS completed most of this work at Facebook (FAIR).

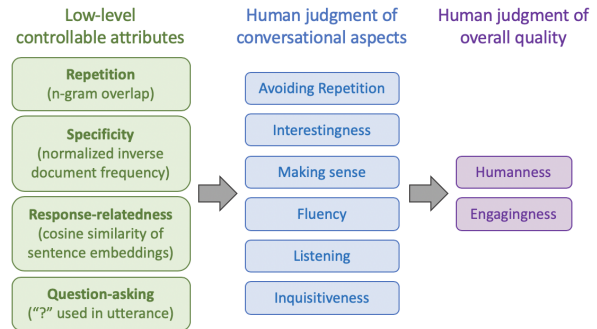


Figure 1: We manipulate four low-level attributes and measure their effect on human judgments of individual conversational aspects, as well as overall quality.

leading to state-of-the-art performance. Specifically, we identify and study eight aspects of conversation that can be measured by human judgments, while varying four types of low-level attributes that can be algorithmically controlled in neural models; see Figure 1. To control the low-level model attributes, we consider two general algorithms: conditional training, whereby control features are added to the sequence representations, and weighted decoding, where features are added to the decoding scoring function only at test time.

One major result of our findings is that existing work has ignored the importance of conversational flow, as standard models (i) repeat or contradict previous statements, (ii) fail to balance asking questions with other dialogue acts, and (iii) fail to balance specificity with brevity. Conducting experiments on the PersonaChat task (Zhang et al., 2018b), we obtain significantly higher engagingness scores than the baseline by optimizing control of repetition, specificity and question-asking over multiple turns. Using these findings, our best model matches the performance of the winning entry in the recent NeurIPS ConvAI2 competition, which used a lot more data but had no control. All of our code, pretrained models, and full chatlogs,

will be released open-source.

2 Related Work

Dialogue Dialogue evaluation is relatively well understood in goal-oriented tasks, where automated approaches can be coded by measuring task completion (Hastie, 2012; El Asri et al., 2017; Henderson et al., 2014; Wen et al., 2017; Bordes et al., 2017). Task success combined with dialogue cost can be linked to human judgments like user satisfaction via the PARADISE framework (Walker et al., 1997). However, this leaves unaddressed the large portion of human social communication where there is no explicit goal.

In chitchat tasks, which we study in this work, automatic metrics and their relation to human ratings are less well-understood. While word-overlap metrics are effective for question-answering and machine translation, for dialogue they have little to no correlation with human judgments (Venkatesh et al., 2017) – this is due to the open-ended nature of dialogue. There are more recent attempts to find better automatic approaches, such as adversarial evaluation (Li et al., 2017b) and learning a scoring model (Lowe et al., 2017), but their value is still unclear.

Nevertheless, a number of studies only use automated metrics, with no human study at all (Lowe et al., 2015; Serban et al., 2016b; Parthasarathi and Pineau, 2018). Other works do use human evaluations (Vinyals and Le, 2015; Venkatesh et al., 2017; Li et al., 2016b,a; Zhang et al., 2018b; Dinan et al., 2018), typically reporting just one type of judgment (either quality or appropriateness) either using a Likert scale or pairwise comparisons. Most of those works only consider single turn evaluations, often with a shortened dialogue history, rather than full multi-turn dialogue. Further, they offer no link between controllable factors of their models and improved results.

A more comprehensive evaluation strategy has been studied within the scope of the Alexa prize (Venkatesh et al., 2017; Guo et al., 2018) by considering multiple metrics designed to correlate well with human judgment. However, the metrics they use (engagement, domain coverage, coherence, topical diversity and conversational depth) are themselves higher-level factors of a conversation, and not easily controllable by a model. For this reason, they are less helpful in the direct construction of a model that is able to optimize them.

Controllable neural text generation Researchers have proposed several approaches to control aspects of RNN-based natural language generation such as sentiment, length, speaker style and tense (Ficler and Goldberg, 2017; Ghazvininejad et al., 2017; Hu et al., 2017; Peng et al., 2018; Fan et al., 2018; Kikuchi et al., 2016). In particular, several works use control to tackle the same common sequence-to-sequence problems we address here (repetition, genericness and unrelated output), in the context of single-turn response generation (Li et al., 2017a; Shen et al., 2017; Xing et al., 2017; Wang et al., 2017; Zhang et al., 2018a; Zhou et al., 2017). However, in this work we focus on developing controls for, and human evaluation of, *multi*-turn interactive dialogue – this includes a new method (described in Section 5) to control attributes at the *dialogue* level rather than the utterance level.

In this work, we require a control method that is both general-purpose (one technique to simultaneously control many attributes) and easily tunable (the control setting is adjustable after training). Given these constraints, we study two control methods: conditional training (Fan et al., 2018; Kikuchi et al., 2016; Peng et al., 2018) and weighted decoding (Ghazvininejad et al., 2017). To our knowledge, this work is the first to systematically compare the effectiveness of two general-purpose control methods across several attributes.

3 The PersonaChat dataset

PersonaChat (Zhang et al., 2018b) is a chitchat dialogue task involving two participants (two humans or a human and a bot). Each participant is given a *persona* – a short collection of personal traits such as *I’m left handed* or *My favorite season is spring* – and are instructed to get to know each other by chatting naturally using their designated personas, for 6–8 turns. The training set contains 8939 conversations and 955 personas, collected via crowdworkers, plus 1000 conversations and 100 personas for validation, and a similar number in the hidden test set. The PersonaChat task was the subject of the NeurIPS 2018 ConvAI2 Challenge¹, in which competitors were first evaluated with respect to automatic metrics (perplexity, hits@1 and F1 score), and then with respect to human judgment via the question “*How much did you enjoy talking to this user?*” on a scale of 1–4.

¹<http://convai.io/>

4 Baseline model

Our baseline model is a 2-layer LSTM sequence-to-sequence model with attention. On any dialogue turn, the input to the encoder is the entire dialogue history (separated using unique speaker-identifying tokens), with the model’s own persona prepended. Conditioned on this input sequence, the decoder generates a response. Except when stated otherwise, all our models decode using beam search with beam size 20.

The word embedding matrix was initialized with 300-dimensional GloVe embeddings (Pennington et al., 2014), and the model was pretrained on a dataset of 2.5 million Twitter message-response pairs before being fine-tuned on PersonaChat, all trained within the ParlAI framework (Miller et al., 2017). On the PersonaChat validation set, the baseline model has a perplexity of 26.83 and F1 of 17.02, which would have placed us 4th out of 26 models in the competition. We attempt to improve over this baseline using control.

5 Controllable text generation methods

Suppose we have a sequence-to-sequence model which learns $P(y|x) = \prod_t P(y_t|x, y_1, \dots, y_{t-1})$, the conditional probability of a response y (the model’s next utterance) given input x (the context, which in our case includes the model’s own persona and the dialogue history).

Contrary to most previous work, which controls *at the sentence level*, we wish to control attributes of the output y *at the dialogue level*. For example, to control question-asking, we provide a control setting at the beginning of each dialogue (e.g. *20% questions* or *70% questions*) rather than providing a control setting for each utterance (e.g. *is a question* or *isn’t a question*). With this approach, the sequence-to-sequence model is able to choose what value the controlled attribute should take for any particular utterance, but we are able to choose the overall distribution. We find that this approach works well – the sequence-to-sequence model is generally good at detecting when to ask a question, for example – and works better than the alternative of developing a separate method to decide, for each utterance, whether to ask a question. In what follows, we describe the two methods we use to control attributes of the output y at the dialogue level.

5.1 Conditional Training (CT)

Conditional Training (Fan et al., 2018; Kikuchi et al., 2016; Peng et al., 2018) is a method to learn a sequence-to-sequence model $P(y|x, z)$, where z is a discrete *control variable*. If the control attribute is naturally continuous (for example in our work, repetitiveness, specificity and response-relatedness), we use z to represent bucketed ranges. For a binary attribute like question-asking, z represents an overall probability.

To train a CT model, we first automatically annotate every (x, y) pair in the training set with the attribute we wish to control (for example, whether y contains a question mark). For each example we determine the corresponding z value during training (for continuous attributes, this simply means sorting into the correct bucket; for question-asking, see Section 6.4). The model takes x and z as input, and learns to produce y .

Each of the possible values of the control variable z is represented via an embedding. For all our experiments, the embedding is of length 10. There are several possible ways to condition the sequence-to-sequence model on z – for example, append z to the end of the input sequence, or use z as the START symbol for the decoder. We find it most effective to concatenate z to the decoder’s input on every step. To train a CT model $P(y|x, z_1, \dots, z_n)$ conditioned on multiple controls $\{z_1, \dots, z_n\}$, we can simply concatenate the control embeddings.

Our CT models are initialized with the baseline parameters (the new decoder parameters are initialized with small random values), then fine-tuned on the control-conditional PersonaChat task until validation perplexity converges.

5.2 Weighted Decoding (WD)

Weighted Decoding (Ghazvininejad et al., 2017) is a decoding method that increases or decreases the probability of words with certain features. The technique is applied only at test time, requiring no change to the training method. A disadvantage of WD is that it can only control attributes at the word-level; any utterance-level attribute must be broken down into word-level decoding features.

On the t^{th} step of decoding, a partial hypothesis $y_{<t} = y_1, \dots, y_{t-1}$ is expanded by computing the

Input: <i>Yes, I'm studying law at the moment</i>		
Baseline Response: <i>That sounds like a lot of fun!</i>		
(a)	NIDF	Weighted Decoding Response
	0.6%	<i>Oh.....</i>
	17.1%	<i>That sounds like a lot of fun!</i>
	18.3%	<i>That sounds like a lot of fun. How long have you been studying?</i>
	38.5%	<i>I majored in practising my spiritual full time philosophy test</i>
	71.9%	<i>Oh wow! Merna jean isa paino yi hao hui bu acara sya gila [...]</i>
(b)	NIDF	Conditional Training Response
	16.8%	<i>Sounds like you are a great person!</i>
	18.3%	<i>So you are a law student?</i>
	18.4%	<i>That sounds like a lot of fun</i>
	22.8%	<i>That sounds like a rewarding job!</i>
	24.4%	<i>That sounds like a rewarding career!</i>

Table 1: (a) Example of controlling specificity via Weighted Decoding. At the extremes, the model produces only the most rare or the most common tokens. (b) Example of controlling specificity via Conditional Training. A range of control settings is shown.

score for each possible next word $w \in V$:

$$\text{score}(w, y_{<t}; x) = \text{score}(y_{<t}; x) + \log P_{\text{RNN}}(w|y_{<t}, x) + \sum_i w_i f_i(w; y_{<t}, x).$$

Here, $\log P_{\text{RNN}}(w|y_{<t}, x)$ is the log-probability of the word w calculated by the RNN, $\text{score}(y_{<t}; x)$ is the accumulated score of the already-generated words in the hypothesis $y_{<t}$, and $f_i(w; y_{<t}, x)$ are *decoding features* with associated weights w_i .

A decoding feature $f_i(w; y_{<t}, x)$ assigns a real value to the word w , in the context of the text generated so far $y_{<t}$ and the context x . The feature can be continuous (e.g. the unigram probability of w), discrete (e.g. the number of characters in w), or binary (e.g. whether w starts with a given letter). A positive weight increases the probability of words w that score highly with respect to f_i ; a negative weight decreases their probability.

6 Controlling conversational attributes

In this section, we describe how we use weighted decoding and conditional training to control four attributes: repetition, specificity, response-relatedness and question-asking. We evaluate the effectiveness of both control methods via automatic metrics (i.e., measuring how well the attribute was controlled), and use our findings to select control methods and control settings to be explored further in the human evaluation (Section 8).

Input: <i>Do you go get coffee often</i>		
Baseline Response: <i>I do, when I am not playing the piano.</i>		
Wt	Sim	Weighted Decoding Response
-10.0	-0.05	<i>I am a musician.</i>
-5.0	-0.02	<i>I do, when I am not playing the piano.</i>
0.0	-0.02	<i>I do, when I am not playing the piano.</i>
5.0	0.40	<i>I do, usually at starbucks.</i>
8.0	0.59	<i>Not usually, especially when you drink latte.</i>
11.0	0.72	<i>Not often, usually with drinks, espresso, latte, tea, etc.</i>

Table 2: Example of controlling response-relatedness (cosine similarity to input) via Weighted Decoding.

6.1 Repetition

Our baseline exhibits three common types of repetition, which we call *external repetition* (self-repetition across utterances), *internal repetition* (self-repetition within utterances), and *partner repetition* (repeating the conversational partner).

To control repetition with weighted decoding, we define five n-gram based decoding features (see Appendix D). Three of these features (`extrep_bigram`, `intrep_bigram` and `partnerrep_bigram`) identify repeating bigrams for the three repetition types. The other two features (`extrep_unigram` and `intrep_unigram`) identify repeating content words. By applying a negative weight to these features, we can reduce undesired repetition.² As we observe that repetition control is very important, for all other control experiments we control both repetition and the other variable concurrently.

6.2 Specificity

Like many sequence-to-sequence models, our baseline frequently asks generic questions such as *What music do you like?* and gives dull, unspecific responses, e.g. *I like all kinds of music.*

We control specificity using Normalized Inverse Document Frequency (NIDF) as a measure of word rareness. The Inverse Document Frequency of a word w is $\text{IDF}(w) = \log(R/c_w)$ where R is the number of responses in the dataset, and c_w is the number of those responses that contain w .

²We also tried controlling repetition with conditional training, defining z as the (bucketed) maximum ROUGE-L precision between the response y and the bot's previous utterances. However, this method was unsuccessful because there are not enough repetitive examples in the training data for the model to learn the control. Experimenting with data augmentation to solve this problem is an area for future work.

Normalized IDF (which ranges from 0 to 1) is

$$\text{NIDF}(w) = \frac{\text{IDF}(w) - \text{min_idf}}{\text{max_idf} - \text{min_idf}}, \quad (1)$$

where `min_idf` and `max_idf` are the minimum and maximum IDF, taken over all words. To control specificity with weighted decoding, we use NIDF as a decoding feature. As shown in Table 1(a), this method produces reasonable outputs for weights within a certain range, but at the extremes the outputs are nonsensical. The boundary for nonsensical output differs from example to example.

To control specificity with conditional training, we define the specificity of an utterance y to be the mean NIDF of the words in y . Thus our control variable z is mean NIDF (discretized into 10 equal-sized buckets). As shown in Table 1(b), this method gives outputs with a narrower NIDF range, but overall produces less nonsensical outputs.

6.3 Response-relatedness

In conversation, it’s generally desirable to produce a response that is related to the partner’s last utterance; for example it is inappropriate to say *Do you have any pets?* in response to *My grandfather died last month.* To control response-relatedness with weighted decoding, we use the decoding feature $\text{resp_rel}(w; y_{<t}, x) = \text{cos_sim}(\text{sent_emb}(\ell), w)$, the cosine similarity between the GloVe embedding for the word w , and the sentence embedding for the partner’s last utterance ℓ (which is a part of the context x). Here the sentence embedding $\text{sent_emb}(s)$ for an utterance s is a weighted average of the GloVe embeddings of the words in s , with the first principal component projected out; for full details, see Arora et al. (2017). We find that weighted decoding is effective to control the semantic relatedness of the model’s response to the partner’s last utterance (see Table 2). As before, we find that extreme weights lead to nonsensical output.

To control response-relatedness with conditional training, we define the control variable z to be $\text{cos_sim}(\text{sent_emb}(\ell), \text{sent_emb}(y))$, the overall cosine similarity between the partner’s last utterance ℓ and the model’s response y (again, we discretize z). However, we find this method ineffective – the CT model learns only a very weak connection between z and the semantic relatedness of the output (see Section 7 for more details).

6.4 Question-asking

Considerate chitchat requires a reciprocal asking and answering of questions – asking too few or too many can appear self-centered or nosy. We control question-asking in order to study these trade-offs.

To control question-asking with weighted decoding, we use the binary decoding feature $\text{is_qn_word}(w)$, which is equal to 1 if and only if the word w is in a pre-defined list of interrogative words (*how, what, when, where, which, who, whom, whose, why, ?*). We find this is a reasonably effective method to encourage or discourage questions, but with unintended side-effects: a negative weight can discourage valid non-question utterances that happen to contain interrogative words (such as *I’m learning **how** to knit*) and a positive weight can result in degenerate utterances (such as *What???????* or *Who? When? How?*).

For conditional training, we regard an utterance y as containing a question if and only if y contains a question mark. We train our CT model on a control variable z with 11 possible values: $\{0, \dots, 10\}$. As discussed in Section 5, we wish to control question-asking at the distributional, dialogue level, rather than at the binary, utterance level. Thus the setting $z = i$ means that the model should produce, on average, an utterance containing ‘?’ with probability $i/10$. During training we randomly assign examples to buckets such that each bucket i is trained on examples with the correct proportion of questions ($i/10$), and all buckets have the same amount of training examples.

For controlling question-asking, conditional training is preferable to weighted decoding for two reasons. Firstly, it allows us to achieve (close to) 0% questions, 100% questions, or anything in between, without introducing the risk of degenerate output. Secondly, directly controlling presence-of-a-question-mark avoids the pollution of our control variable that occurs when increasing or decreasing the probability of interrogative words. For these reasons, only the CT method is considered in the human evaluation.

7 Comparison of control methods

The previous section shows that conditional training and weighted decoding are both useful techniques, with different strengths and weaknesses.

The primary disadvantage of conditional training is that it’s only as effective as the underlying learning algorithm, which must learn the connec-

tion between the control variable z and the target output y . In practice, we find the model can learn simple attributes of the output (such as the presence of ‘?’, and overall genericness), but not relationships between the input and output (such as semantic relatedness). By contrast, weighted decoding can force the desired feature to appear in the output by raising the weight arbitrarily high (though this may have unintended side-effects).

The primary disadvantage of weighted decoding is that it risks going off-distribution when the weight is too strong. By contrast, conditional training produces mostly well-formed, in-distribution outputs. This highlights the importance of learned control – it is safer to learn to produce output that both satisfies the control variable and is appropriate, than to alter the decoding process to satisfy the control variable, potentially trading off appropriateness in the process.

Other practical considerations include convenience (conditional training requires retraining; weighted decoding doesn’t, but is slower at test time), data (conditional training requires sufficient examples of the controllable attribute; weighted decoding can control any computable feature) and attribute definition (conditional training can control sentence-level attributes, but they must be discrete; weighted decoding requires word-level features, but they can be continuous).

8 Human evaluation results

In order to study the relationship between our controllable attributes and human judgments of conversational quality, we conduct a large-scale human evaluation of 28 model configurations, plus human-human conversations for comparison.

Approach In our evaluation, a crowdworker chats with a model (or in the human-human case, another crowdworker) for six conversational turns, then answers eight multiple-choice questions which each capture different aspects of conversational quality: avoiding repetition, interestingness, making sense, fluency, listening, inquisitiveness, humanness and engagingness. We also add a persona retrieval question, to match ConvAI2. Our evaluation is the same as the ConvAI2 Challenge evaluation, but more detailed (ConvAI2 includes only engagingness and persona retrieval).³ The eight questions are Likert questions

³There are two other differences between our evaluation and ConvAI2’s: (1) We fix capitalization and spacing be-

on a 1-4 scale, where higher is better;⁴ For full details of the evaluation design, see Appendix B. For persona retrieval, the crowdworker is asked to select which of two possible personas was the model’s persona. In designing these questions, we aimed to capture the four aspects we expected to directly improve via control (avoiding repetition, interestingness, listening, inquisitiveness), two important error classes that we anticipated would be affected by our controls (fluency, making sense), and two overall quality measures (engagingness, humanness).

As in the ConvAI2 challenge, each of our 28 model configurations was evaluated by over 100 crowdworkers, and the results were adjusted for annotator variance via a Bayesian calibration (Kulikov et al., 2018). Full results for all our models are provided in Appendices G and H, and sample conversations are provided in Appendix C.

8.1 Main findings

We summarize the main findings of our human evaluation. As Figure 2 shows, controlling for repetition, specificity and question-asking all lead to large improvements over the greedy and beam-search baseline models for engagingness. We find that controlling for multi-turn (self) repetition is essential and should be incorporated alongside other attribute control methods. We found no improvement for response-relatedness (shown in Appendix H). Our best controlled model matches the engagingness of the winning entry in the ConvAI2 competition (both achieving a score of 3.1), though ours was trained on significantly less data.

To understand why we get these improvements, we consider the wider set of human judgments, shown in Figure 3. We find that repetition leads to improvements across all our aspects of conversational quality. Specificity control shows improvements in interestingness and listening ability over the repetition baseline, which might explain the increased engagingness. Question-asking is shown to be more inquisitive, which may explain why it is more interesting and engaging as well.

fore showing the chatbot’s utterances to crowdworkers, while ConvAI2 show the raw lowercase tokenized form. We found the latter interferes with fluency evaluations. (2) We conduct 6 dialogue turns, while ConvAI2 conducts 4-6. This was necessary to evaluate repetitiveness.

⁴Exceptions: Avoiding repetition is a 1-3 scale, as this was deemed to give clearer instructions. Inquisitiveness has an optimal score of 3; 1 and 2 represent too little question-asking, and 4 represents too much.

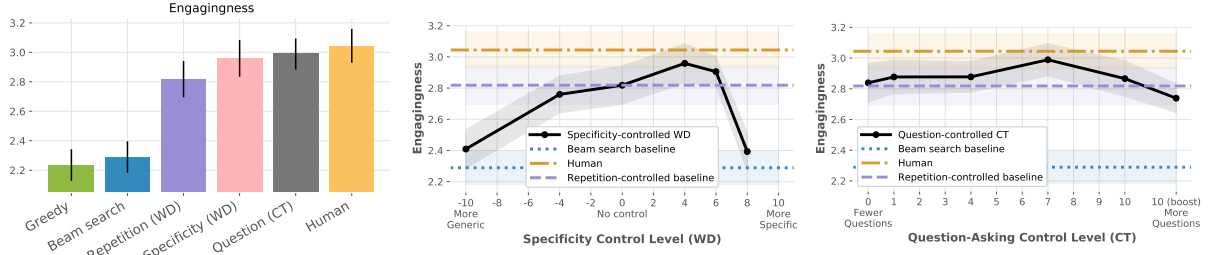


Figure 2: Human judgments of engagingness for the baselines and best controlled models (left); for different specificity control settings (middle); and for different question-asking control settings (right).

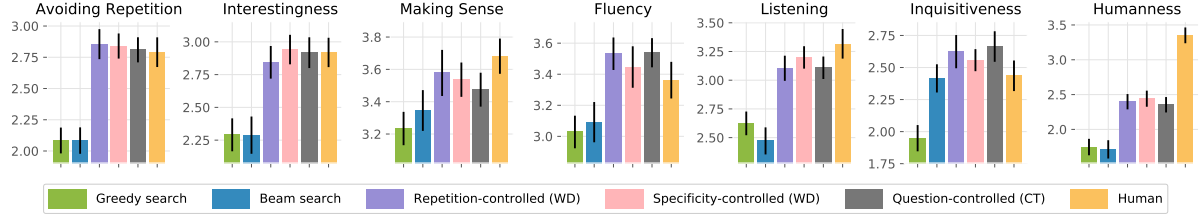


Figure 3: Human judgments of conversational aspects for the baselines and best controlled models.

Altogether, our evaluation clearly shows that controlling low-level attributes over multiple turns leads to improved overall quality.

8.2 Effect of controlled attributes

Repetition We observe that self-repetition across utterances (*external repetition*) is by far the most severe form of repetition in our baseline. We evaluate several settings of the `extrepbigram` weighted decoding feature, and find that an aggressive repetition-reduction setting (reducing bigram repetition rate to below gold data levels) is rated best. We also find that blocking repeated content words improves the avoiding repetition score (see Appendices E, F and G for full details).

As shown in Figure 2 (left) and Figure 3, our repetition-controlled model improves hugely over the beam search baseline in all metrics, and achieves close-to-human scores on all metrics except humanness. This striking result demonstrates that repetition is by far the biggest limiting quality factor for naive sequence-to-sequence dialogue agents. The result also emphasizes the importance of *multi-turn* dialogue evaluation to detect the problem. We refer to this model as the *repetition-controlled baseline*, and use it as a basis to control repetition in all remaining experiments.

Specificity For our weighted decoding models, we find that the extreme settings (very generic and very specific) score poorly in engagingness due to the frequent presence of degenerate output – see

Figure 2 (middle). We find that the weight = 4 setting (which is more specific than the repetition-controlled baseline and about as specific as the gold data) maximizes engagingness. As shown in Figure 2 (left) and Figure 3, this more-specific model is rated more interesting, engaging, and a better listener than the repetition-controlled baseline, but at the cost of reduced fluency and making sense. For further discussion on the interestingness of our specificity models, see Section 8.3.

Response-relatedness We evaluated several response-relatedness control settings and found that none scored better than weight = 0 (no response-relatedness control) – see Appendix H. This is surprising – prior to running the human evaluation, we annotated 100 examples ourselves to determine the best control settings. While we identified a more responsive setting (weight = 5) as less likely than the uncontrolled model to ignore the user, crowdworkers rated it as a slightly *worse* listener than the uncontrolled model. One explanation for this discrepancy is that the more responsive model takes more risks, using more rare words (.197 NIDF, up from .177), and thus receiving a lower makes-sense score (3.41, down from 3.70). We hypothesize that, compared to us, the crowdworkers are less tolerant of slightly nonsensical output, and more tolerant of generic unrelated utterances.

Question-asking As shown in Figure 2 (right), a question-asking rate of 65.7% (setting $z = 7$)

Model	Win %	Top 3 reasons for preferring model
Specificity WD (weight = 6)	84.1%	<i>More information; Better flow; More descriptive</i>
Specificity WD (weight = 4)	75.5%	<i>More information; They describe their life in more detail; Funny</i>
Specificity CT ($z = 7$)	56.2%	<i>More information; Better flow; Seems more interested</i>

Table 3: A/B tests comparing models to repetition-controlled baseline on interestingness. We find all comparisons are significant ($p < .05$; binomial test).

maximizes engagingness. This model, which asks more questions than both the repetition-controlled baseline (50.0%) and humans (36.8%) – brings us even closer to human-level engagingness – see Figure 2 (left). Although we find that a rate of approximately 65.7% question-asking is the most engaging, a lower level (48.9%, or $z = 4$) is rated the best listener. Lastly, we find that although asking too many questions is less engaging, most crowdworkers will not criticize a chatbot that asks questions on every turn⁵ (only 11.9% of crowdworkers judged the $z = 10$ (*boost*) setting, which asks 99% questions, as asking too many questions). For full details of these scores, see Appendix F and H.

8.3 A/B tests for interestingness

Though our more-specific models yielded significant improvements in engagingness, we were surprised that they did not yield clearer improvements in interestingness. To investigate further, we conducted an A/B interestingness evaluation of three specificity-controlled models, compared to the repetition-controlled baseline.

Crowdworkers were shown two conversations (from the main human evaluation) and asked to choose which model was more interesting (see Appendix A for details). We collected 500 samples per comparison, plus 200 additional human vs repetition-controlled samples, which were used to filter for quality control. After discarding low-quality crowdworkers, we have roughly 300 evaluations per comparison, with an average Cohen’s $\kappa = 0.6$.

As shown in Table 3, all three models were rated significantly more interesting than the repetition-controlled baseline. This convincingly shows that producing utterances with more rare words is a valid strategy to improve interestingness.

We have two explanations for why these interestingness differences did not materialize in our

main evaluation. Firstly, interestingness is a particularly subjective metric (unlike more tangible metrics such as avoiding repetition and making sense) – this makes it hard to calibrate across crowdworkers. Secondly, we suspect that in our original evaluation, the crowdworkers may have evaluated the interestingness of the *task* rather than the *chatbot*. This could account for why subtle increases in conversational ability did not result in higher interestingness ratings – the PersonaChat task itself has a natural interestingness limit.

9 Conclusion

What makes a good conversation? A good conversation is about trade-offs: we showed in our large-scale evaluation that appropriate control of repetition, specificity and question-asking all lead to large improvements in human judgments. Modeling these aspects explicitly, contrary to black box neural generation systems, allows us to precisely study and control the relationship between low-level attributes and high-level dialogue quality.

While neural models are usually trained to predict the next utterance only, humans judge a conversation as a whole; not just the sum of its turns. Optimizing for human judgments of a good conversation is made viable through control variables.

Outlook While humanness has long been perceived as the end-goal of dialogue research, engagingness is arguably the more important metric. The Turing test is essentially proof-by-contradiction, where models can be caught out on a single turn. Engagingness on the other hand, is a more forgiving metric – involving interestingness, listening, inquisitiveness, fluency and making sense – measured over all the turns.

While our models do well with engagingness and our other measured aspects, they fall markedly short in humanness judgments. How to bridge that gap, using controllable aspects of dialogue, is an open problem that constitutes an interesting direction for future work in dialogue research.

⁵Though this conclusion may hold true for the PersonaChat task – a synthetic chatting task that instructs participants to get to know each other – in real-life social conversations, incessant question-asking may be less tolerated.

References

- Sanjeev Arora, Yingyu Liang, and Tengyu Ma. 2017. [A simple but tough-to-beat baseline for sentence embeddings](#). In *Proceedings of the International Conference on Learning Representations (ICLR)*.
- Antoine Bordes, Y-Lan Boureau, and Jason Weston. 2017. [Learning end-to-end goal-oriented dialog](#). In *Proceedings of the International Conference on Learning Representations (ICLR)*.
- Emily Dinan, Stephen Roller, Kurt Shuster, Angela Fan, Michael Auli, and Jason Weston. 2018. [Wizard of Wikipedia: Knowledge-powered conversational agents](#). *arXiv preprint arXiv:1811.01241*.
- Layla El Asri, Hannes Schulz, Shikhar Sharma, Jeremie Zumer, Justin Harris, Emery Fine, Rahul Mehrotra, and Kaheer Suleman. 2017. [Frames: a corpus for adding memory to goal-oriented dialogue systems](#). In *Proceedings of the 18th Annual SIGDIAL Meeting on Discourse and Dialogue*, pages 207–219, Saarbrücken, Germany. Association for Computational Linguistics.
- Angela Fan, David Grangier, and Michael Auli. 2018. [Controllable abstractive summarization](#). In *Proceedings of the 2nd Workshop on Neural Machine Translation and Generation*, pages 45–54. Association for Computational Linguistics.
- Jessica Fidler and Yoav Goldberg. 2017. [Controlling linguistic style aspects in neural language generation](#). In *Proceedings of the Workshop on Stylistic Variation*, pages 94–104. Association for Computational Linguistics.
- Marjan Ghazvininejad, Xing Shi, Jay Priyadarshi, and Kevin Knight. 2017. [Hafez: an interactive poetry generation system](#). In *Proceedings of ACL 2017, System Demonstrations*, pages 43–48. Association for Computational Linguistics.
- Fenfei Guo, Angeliki Metallinou, Chandra Khatri, Anirudh Raju, Anu Venkatesh, and Ashwin Ram. 2018. [Topic-based evaluation for conversational bots](#). *Advances in Neural Information Processing Systems, Conversational AI Workshop*.
- Helen Hastie. 2012. [Metrics and evaluation of spoken dialogue systems](#), pages 131–150. Springer.
- Matthew Henderson, Blaise Thomson, and Jason D Williams. 2014. [The second dialog state tracking challenge](#). In *Proceedings of the 15th Annual Meeting of the Special Interest Group on Discourse and Dialogue (SIGDIAL)*, pages 263–272.
- Zhiting Hu, Zichao Yang, Xiaodan Liang, Ruslan Salakhutdinov, and Eric P Xing. 2017. [Toward controlled generation of text](#). In *Thirty-fourth International Conference on Machine Learning*.
- Yuta Kikuchi, Graham Neubig, Ryohei Sasano, Hiroya Takamura, and Manabu Okumura. 2016. [Controlling output length in neural encoder-decoders](#). In *Proceedings of the 2016 Conference on Empirical Methods in Natural Language Processing*, pages 1328–1338. Association for Computational Linguistics.
- Ilya Kulikov, Alexander H Miller, Kyunghyun Cho, and Jason Weston. 2018. [Importance of a search strategy in neural dialogue modelling](#). *arXiv preprint arXiv:1811.00907*.
- Jiwei Li, Michel Galley, Chris Brockett, Jianfeng Gao, and Bill Dolan. 2016a. [A diversity-promoting objective function for neural conversation models](#). In *Proceedings of the 2016 Conference of the North American Chapter of the Association for Computational Linguistics: Human Language Technologies*, pages 110–119. Association for Computational Linguistics.
- Jiwei Li, Will Monroe, and Dan Jurafsky. 2017a. [Learning to decode for future success](#). *arXiv preprint arXiv:1701.06549*.
- Jiwei Li, Will Monroe, Alan Ritter, Dan Jurafsky, Michel Galley, and Jianfeng Gao. 2016b. [Deep reinforcement learning for dialogue generation](#). In *Proceedings of the 2016 Conference on Empirical Methods in Natural Language Processing*, pages 1192–1202, Austin, Texas. Association for Computational Linguistics.
- Jiwei Li, Will Monroe, Tianlin Shi, Sébastien Jean, Alan Ritter, and Dan Jurafsky. 2017b. [Adversarial learning for neural dialogue generation](#). *arXiv preprint arXiv:1701.06547*.
- Ryan Lowe, Michael Noseworthy, Iulian Vlad Serban, Nicolas Angelard-Gontier, Yoshua Bengio, and Joelle Pineau. 2017. [Towards an automatic turing test: Learning to evaluate dialogue responses](#). In *Proceedings of the 55th*

- Annual Meeting of the Association for Computational Linguistics (Volume 1: Long Papers)*, pages 1116–1126. Association for Computational Linguistics.
- Ryan Lowe, Nissan Pow, Iulian Serban, and Joelle Pineau. 2015. [The Ubuntu dialogue corpus: A large dataset for research in unstructured multi-turn dialogue systems](#). In *Proceedings of the 16th Annual Meeting of the Special Interest Group on Discourse and Dialogue*, pages 285–294, Prague, Czech Republic. Association for Computational Linguistics.
- Alexander Miller, Will Feng, Dhruv Batra, Antoine Bordes, Adam Fisch, Jiasen Lu, Devi Parikh, and Jason Weston. 2017. [ParlAI: A dialog research software platform](#). In *Proceedings of the 2017 Conference on Empirical Methods in Natural Language Processing: System Demonstrations*, pages 79–84, Copenhagen, Denmark. Association for Computational Linguistics.
- Prasanna Parthasarathi and Joelle Pineau. 2018. [Extending neural generative conversational model using external knowledge sources](#). In *Proceedings of the 2018 Conference on Empirical Methods in Natural Language Processing*, pages 690–695, Brussels, Belgium. Association for Computational Linguistics.
- Nanyun Peng, Marjan Ghazvininejad, Jonathan May, and Kevin Knight. 2018. [Towards controllable story generation](#). In *Proceedings of the First Workshop on Storytelling*, pages 43–49. Association for Computational Linguistics.
- Jeffrey Pennington, Richard Socher, and Christopher Manning. 2014. [GloVe: Global vectors for word representation](#). In *Proceedings of the 2014 Conference on Empirical Methods in Natural Language Processing (EMNLP)*, pages 1532–1543, Doha, Qatar. Association for Computational Linguistics.
- Iulian Vlad Serban, Ryan Lowe, Laurent Charlin, and Joelle Pineau. 2016a. [Generative deep neural networks for dialogue: A short review](#). *Advances in Neural Information Processing Systems workshop on Learning Methods for Dialogue*.
- Iulian Vlad Serban, Alessandro Sordoni, Yoshua Bengio, Aaron C Courville, and Joelle Pineau. 2016b. [Building end-to-end dialogue systems using generative hierarchical neural network models](#). In *AAAI*, volume 16, pages 3776–3784.
- Xiaoyu Shen, Hui Su, Yanran Li, Wenjie Li, Shuzi Niu, Yang Zhao, Akiko Aizawa, and Guoping Long. 2017. [A conditional variational framework for dialog generation](#). In *Proceedings of the 55th Annual Meeting of the Association for Computational Linguistics (Volume 2: Short Papers)*, pages 504–509. Association for Computational Linguistics.
- Anu Venkatesh, Chandra Khatri, Ashwin Ram, Fenfei Guo, Raefer Gabriel, Ashish Nagar, Rohit Prasad, Ming Cheng, Behnam Hedayatnia, Angeliki Metallinou, et al. 2017. [On evaluating and comparing conversational agents](#). *Advances in Neural Information Processing Systems, Conversational AI Workshop*.
- Oriol Vinyals and Quoc Le. 2015. [A neural conversational model](#). In *Proceedings of the 31st International Conference on Machine Learning, Deep Learning Workshop*, Lille, France.
- Marilyn A. Walker, Diane J. Litman, Candace A. Kamm, and Alicia Abella. 1997. [PARADISE: A framework for evaluating spoken dialogue agents](#). In *Proceedings of the 35th Annual Meeting of the Association for Computational Linguistics*, pages 271–280, Madrid, Spain. Association for Computational Linguistics.
- Di Wang, Nebojsa Jojic, Chris Brockett, and Eric Nyberg. 2017. [Steering output style and topic in neural response generation](#). In *Proceedings of the 2017 Conference on Empirical Methods in Natural Language Processing*, pages 2140–2150. Association for Computational Linguistics.
- Tsung-Hsien Wen, David Vandyke, Nikola Mrkšić, Milica Gasic, Lina M. Rojas Barahona, Pei-Hao Su, Stefan Ultes, and Steve Young. 2017. [A network-based end-to-end trainable task-oriented dialogue system](#). In *Proceedings of the 15th Conference of the European Chapter of the Association for Computational Linguistics: Volume 1, Long Papers*, pages 438–449. Association for Computational Linguistics.
- Chen Xing, Wei Wu, Yu Wu, Jie Liu, Yalou Huang, Ming Zhou, and Wei-Ying Ma. 2017. [Topic aware neural response generation](#). In *AAAI*, volume 17, pages 3351–3357.
- Ruqing Zhang, Jiafeng Guo, Yixing Fan, Yanyan Lan, Jun Xu, and Xueqi Cheng. 2018a. [Learn-](#)

ing to control the specificity in neural response generation. In *Proceedings of the 56th Annual Meeting of the Association for Computational Linguistics (Volume 1: Long Papers)*, pages 1108–1117, Melbourne, Australia. Association for Computational Linguistics.

Saizheng Zhang, Emily Dinan, Jack Urbanek, Arthur Szlam, Douwe Kiela, and Jason Weston. 2018b. [Personalizing dialogue agents: I have a dog, do you have pets too?](#) In *Proceedings of the 56th Annual Meeting of the Association for Computational Linguistics (Volume 1: Long Papers)*, pages 2204–2213, Melbourne, Australia. Association for Computational Linguistics.

Ganbin Zhou, Ping Luo, Rongyu Cao, Fen Lin, Bo Chen, and Qing He. 2017. [Mechanism-aware neural machine for dialogue response generation](#). In *AAAI*, pages 3400–3407.

Supplementary Material

A Screenshots of human evaluation interface

Task Description

In this task, you will chat with another user playing the part of a given character.. For example, your given character could be:

I am a vegetarian. I like swimming. My father used to work for Ford. My favorite band is Maroon5. I got a new job last month, which is about advertising design.

Chat with the other user **naturally** and try to get to know each other, i.e. both ask questions and answer questions of your chat partner while sticking to your given character.

If you complete the task, you will receive \$0.90. It may take up to 48 hours to review the HITs, so please allow that much time to pass before payment. After completion, you may be assigned a qualification that prevents you from working on more if you have completed enough of these HITs.

After a given number of turns, you may be asked a few questions in order to evaluate your partner.

If your partner answers poorly, change topic. Do not linger on their poor response. Instead, mention this during the evaluation section.

Close Window/Timeout/Return HIT

Once the conversation has started, close window/timeout or return HIT during the chat will result in **HIT EXPIRED** to you and NO reward paid.

Important Notice

1. **Be aware the conversations you have will be made public, so act as you would e.g. on a public social network like Twitter.**
2. Please do not send long messages: messages cannot exceed 30 words.
3. Please do not reference the task or MTurk itself during the conversation, but speak naturally to the other person.
4. Please do not send any message that could make others uncomfortable, including any level of discrimination, racism, sexism and offensive religious/politics comments, otherwise the submission will be rejected.

Note: the user you are chatting with may be a human or a bot.

Figure 4: Screenshot of the Task Description

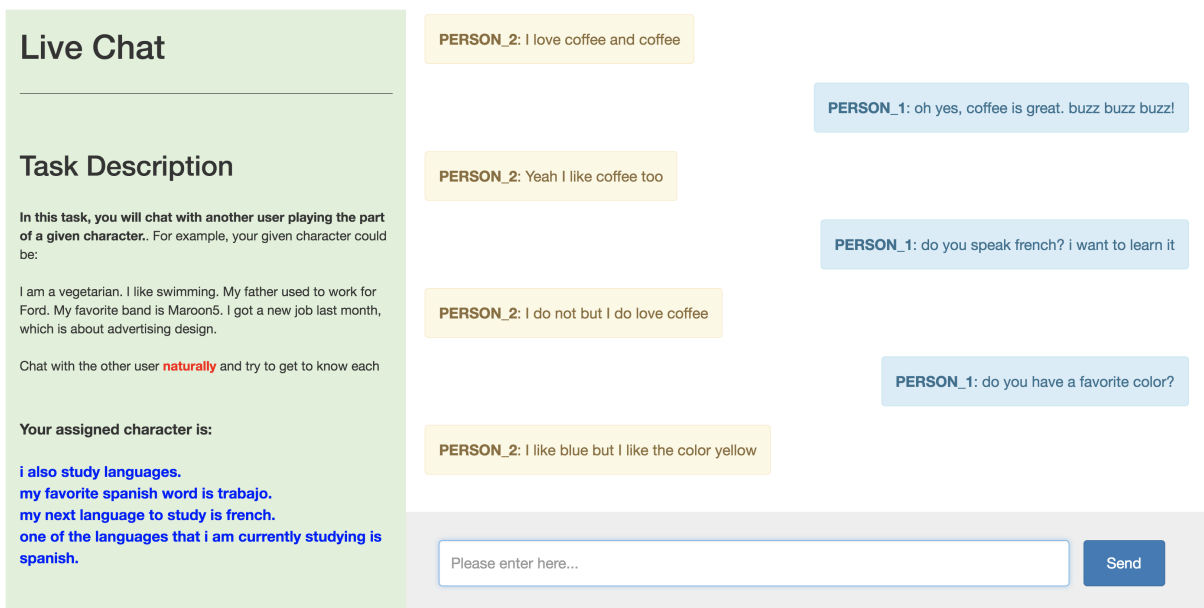


Figure 5: Screenshot of the chat UI, talking with the beam search baseline model.

Please read the following two conversations, and choose who you think is the **more interesting** speaker:

- **Speaker 1** (shown left, in the blue speech bubble)
- **Speaker 2** (shown right, in the green speech bubble).

Please do your best to **disregard** the quality of the **other speakers** (shown in gray).

Hey how are you?

I am good, yourself?

I'm doing well i'm a recluse

I love board games.

So do I!

My parents were teachers, how about yours?

I am a twitch streamer!

Nice, I like going to the beach.

That's cool I am allergic to the water

That must be no fun.

I can only imagine.

Hi how are you today

I am good do you work

What is your favorite food

That sounds like a lot of fun

What are your hobbies then

That is so nice of you

hi im fine and you

yes im an economist, and you

arabian food, i eat a raw diet

it is for me, i'm married with two ids is hard to have this lifestyle

i love the rolling stones i see them every year in concert

it is, and do you have any hobbies?

Which speaker is more **interesting** to talk to?

☐ **Speaker 1** is more **interesting**.
 ☐ **Speaker 2** is more **interesting**.

Please enter a very brief reason (a few words or a sentence) explaining your choice:
(If you do not give a reason, your hit may be rejected)

Submit

Figure 6: Screenshot of the A/B test UI, comparing a human-human conversation (left) and a Repetition-controlled baseline model (right).

B Human evaluation questionnaire design

Here are the questions and multiple-choice options used in the human evaluation, in the order presented:

[Engagingness] How much did you enjoy talking to this user?

- Not at all • A little • Somewhat • A lot

[Interestingness] How interesting or boring did you find this conversation?

- Very boring • A little boring • A little interesting • Very interesting

[Inquisitiveness] How much did the user try to get to know you?

- Didn't ask about me at all • Asked about me some
- Asked about me a good amount • Asked about me too much

[Listening] How much did the user seem to pay attention to what you said?

- Always ignored what I said • Mostly ignored what I said
- Mostly paid attention to what I said • Always paid attention to what I said

[Avoiding Repetition] How repetitive was this user?

- Repeated themselves over and over • Sometimes said the same thing twice
- Always said something new

[Fluency] How naturally did this user speak English?

- Very unnatural • Mostly unnatural • Mostly natural • Very natural

[Making sense] How often did this user say something which did NOT make sense?

- Never made any sense • Most responses didn't make sense
- Some responses didn't make sense • Everything made perfect sense

[Humanness] Do you think this user is a bot or a human?

- Definitely a bot • Probably a bot • Probably a human • Definitely a human

[Persona retrieval] Which prompt (character) do you think the other user was given for this conversation?

Respondent chooses one of two provided personas

C Example conversations from human evaluation

Human: What do you do for a living?

Bot: I'm a buddhist. What about you?

Human: I'm a Christian. Do you have a job?

Bot: I am a buddhist. What about you?

Human: I work on my parent's farm most days. Do you have a job?

Bot: I am a buddhist. What about you?

Human: Do you like music?

Bot: I do like music. What about you?

Human: Yes, but only country.

Bot: What city are you from?

Human: I live in the country, a very small town called Ila.

Bot: What city are you from?

(a)

Human: Hey there! I'm a little girl :) how are you?

Bot: I am doing well, how are you?

Human: I'm very lonely actually. I live in the cloud.

Bot: What do you do for a living?

Human: Nothing really, I'd like to say superhero since I have superpowers.

Bot: That sounds like a lot of fun!

Human: Yes! Do you like to shop?

Bot: I do! I love to shop!

Human: I always make time to shop!

Bot: What is your favorite food?

Human: Pizza I would have to say. What about you?

Bot: Chocolate is one of my favorites!

(b)

Bot: Hello, how are you today?

Human: Hi! I'm great, how are you?

Bot: I am doing well, thank you. What do you do for fun?

Human: I don't have time for too much, I'm either working or spending time with my kitties.

Bot: What kind of pets? I walk dogs for a living.

Human: That must be a fun job.

Bot: It is, but I spend most of my time reading.

Human: What kind of books do you like?

Bot: My favorite is harry potter. How about you?

Human: I like legal and psychological thrillers.

Bot: Wow, that is a lot of books.

Human: WHat do you do for work? I'm in construction.

(c)

Human: Hello, how are you doing today?

Bot: I am doing well. Just playing some piano and singing along to folk music.

Human: That sounds fun. What type of music do you like?

Bot: I hope to make some musical songs for my band. Do you play any instruments?

Human: Nope, I was raised in a single parent household so never really had much money to spend.

Bot: I wish I could spend more time with my family. I work as an auditor.

Human: That's awesome. I work two jobs out of which one of them is as stunt double.

Bot: That sounds like a lot of fun.

Human: Well yeah it is, but comes with its own cons as well.

Bot: What is your favorite thing to do?

Human: Reading. I read a lot. Last year I read a total of 20 books.

Bot: What kind of books are you reading?

(d)

Figure 7: Example conversation with (a) Baseline (b) Repetition-controlled baseline (c) Question-controlled CT ($z = 7$), (d) Specificity-controlled WD ($z = 4$)

D Repetition-control decoding features

Feature	Condition
$\text{extrep_bigram}(w, y_{<t}, x)$	Adding w to the hypothesis would create a 2-gram that appears in a previous utterance by the model
$\text{extrep_unigram}(w, y_{<t}, x)$	w is a non-stopword and w appears in a previous utterance by the model
$\text{intrep_bigram}(w, y_{<t}, x)$	Adding w to the hypothesis would create a 2-gram that appears earlier in the hypothesis $y_{<t}$
$\text{intrep_unigram}(w, y_{<t}, x)$	w is a non-stopword and w appears earlier in the hypothesis $y_{<t}$
$\text{partnerrep_bigram}(w, y_{<t}, x)$	Adding w to the hypothesis would create a 2-gram that appears in a previous utterance by the partner

Table 4: We define five binary features for controlling different types of repetition via weighted decoding. Each feature depends on the word w , the partial hypothesis $y_{<t}$, and the dialogue context x . Each of these features is equal to 1 if and only if the condition on the right is true; otherwise 0.

E Control settings for all configurations

	Repetition					Specificity	Response-rel	Questions
	External		Internal		Partner Rep.			
	Bigram	Unigram	Bigram	Unigram				
Baselines:								
Greedy Search								
Beam Search (beam size 20)								
Repetition control (WD):								
Extrep bigram -0.5	wt -0.5							
Extrep bigram -1.25	wt -1.25							
Extrep bigram -3.5	wt -3.5							
Extrep bigram -inf	wt -∞							
Repetition-Controlled Baseline	wt -3.5	wt -∞		wt -∞				
Specificity control (WD)								
Specificity-controlled WD -10	wt -3.5	wt -∞		wt -∞		wt -10		
Specificity-controlled WD -4	wt -3.5	wt -∞		wt -∞		wt -4		
Specificity-controlled WD 4	wt -3.5	wt -∞		wt -∞		wt 4		
Specificity-controlled WD 6	wt -3.5	wt -∞		wt -∞		wt 6		
Specificity-controlled WD 8	wt -3.5	wt -∞		wt -∞		wt 8		
Specificity control (CT)								
Specificity-controlled CT 0	wt -3.5	wt -∞		wt -∞		z = 0		
Specificity-controlled CT 2	wt -3.5	wt -∞		wt -∞		z = 2		
Specificity-controlled CT 4	wt -3.5	wt -∞		wt -∞		z = 4		
Specificity-controlled CT 7	wt -3.5	wt -∞		wt -∞		z = 7		
Specificity-controlled CT 9	wt -3.5	wt -∞		wt -∞		z = 9		
Response-rel control (WD)								
Response-controlled WD -10	wt -3.5	wt -∞	wt -∞	wt -∞	wt -∞		wt -10	
Response-controlled WD 5	wt -3.5	wt -∞	wt -∞	wt -∞	wt -∞		wt 5	
Response-controlled WD 10	wt -3.5	wt -∞	wt -∞	wt -∞	wt -∞		wt 10	
Response-controlled WD 13	wt -3.5	wt -∞	wt -∞	wt -∞	wt -∞		wt 13	
Question control (CT)								
Question-controlled CT 0	wt -3.5	wt -∞		wt -∞				z = 0
Question-controlled CT 1	wt -3.5	wt -∞		wt -∞				z = 1
Question-controlled CT 4	wt -3.5	wt -∞		wt -∞				z = 4
Question-controlled CT 7	wt -3.5	wt -∞		wt -∞				z = 7
Question-controlled CT 10	wt -3.5	wt -∞		wt -∞				z = 10
Question-controlled CT 10 (boost)	wt 0*	wt -∞		wt -∞				z = 10

Table 5: Control settings for all configurations that were human-evaluated. ‘wt’ means the weight used for a weighted decoding feature and ‘z=’ means the setting (i.e. bucket) for the control variable in conditional training.

* In the setting Question-controlled CT 10 (boost), `extrep_bigram` is not used for decoding during beam search, but it is used to rerank the candidates after beam search.

Note that the Response-controlled models additionally introduce internal bigram and partner bigram blocks on emitted utterances. We found that without these additional controls, models tended to parrot their partner’s last utterance. In Table 8, we find this outperforms our canonical Repetition-controlled baseline, but the initial decision on which to use for other control methods was made in an early pilot study.

F Automatic metrics for all configurations

	Repetition					Specificity	Response-rel	Questions
	External		Internal		Partner Rep.			
	Bigram	Unigram	Bigram	Unigram	Bigram	NIDF	cos sim	Has ‘?’
Gold data and baselines:								
Gold Data	4.65%	9.62%	0.38%	0.97%	5.10%	0.2119	0.1691	28.80%
Greedy search	35.88%	36.31%	8.08%	10.59%	12.20%	0.1688	0.1850	6.46%
Beam search (beam size 20)	46.85%	44.15%	0.32%	0.61%	12.90%	0.1662	0.0957	80.87%
Repetition control (WD):								
Extrep bigram WD -0.5	19.70%	16.85%	0.26%	0.62%	11.93%	0.1730	0.1348	73.04%
Extrep bigram WD -1.25	4.62%	4.79%	0.40%	0.89%	10.61%	0.1763	0.1504	61.22%
Extrep bigram WD -3.5	0.75%	4.61%	0.47%	0.94%	9.89%	0.1771	0.1681	48.89%
Extrep bigram WD -inf	0.00%	4.74%	0.51%	1.05%	9.56%	0.1780	0.1711	45.98%
Repetition-controlled baseline	0.73%	0.00%	0.17%	0.00%	9.55%	0.1766	0.1676	49.98%
Specificity control (WD)								
Specificity-controlled WD -10	0.14%	0.00%	10.59%	0.00%	8.70%	0.1107	0.0994	33.55%
Specificity-controlled WD -4	0.65%	0.00%	1.98%	0.00%	9.95%	0.1501	0.1398	44.92%
Specificity-controlled WD 4	0.15%	0.00%	0.19%	0.00%	7.54%	0.2121	0.1972	45.53%
Specificity-controlled WD 6	0.07%	0.00%	0.13%	0.00%	6.50%	0.2546	0.2040	39.37%
Specificity-controlled WD 8	0.01%	0.00%	0.10%	0.00%	3.40%	0.4035	0.1436	26.68%
Specificity control (CT)								
Specificity-controlled CT 0	0.60%	0.00%	0.20%	0.00%	9.05%	0.1478	0.1522	48.75%
Specificity-controlled CT 2	0.28%	0.00%	0.10%	0.00%	8.37%	0.1772	0.1833	50.57%
Specificity-controlled CT 4	0.12%	0.00%	0.08%	0.00%	7.90%	0.1921	0.1877	29.46%
Specificity-controlled CT 7	0.02%	0.00%	0.14%	0.00%	8.17%	0.2156	0.1955	16.51%
Specificity-controlled CT 9	0.01%	0.00%	0.11%	0.00%	8.01%	0.2462	0.1990	8.50%
Response-rel control (WD)								
Response-controlled WD -10	0.13%	0.00%	0.00%	0.00%	0.00%	0.1914	-0.0921	25.71%
Response-controlled WD 5	0.15%	0.00%	0.00%	0.00%	0.00%	0.1973	0.4360	39.78%
Response-controlled WD 10	0.05%	0.00%	0.00%	0.00%	0.00%	0.2535	0.6653	27.56%
Response-controlled WD 13	0.02%	0.00%	0.00%	0.00%	0.00%	0.2999	0.7251	20.47%
Question control (CT)								
Question-controlled CT 0	0.06%	0.00%	0.19%	0.00%	9.20%	0.1871	0.1753	2.01%
Question-controlled CT 1	0.09%	0.00%	0.19%	0.00%	8.66%	0.1844	0.1722	17.33%
Question-controlled CT 4	0.40%	0.00%	0.25%	0.00%	8.53%	0.1794	0.1713	48.88%
Question-controlled CT 7	0.80%	0.00%	0.17%	0.00%	8.48%	0.1771	0.1724	65.65%
Question-controlled CT 10	1.27%	0.00%	0.16%	0.00%	8.48%	0.1761	0.1728	79.67%
Question-controlled CT 10 (boost)*	7.64%	0.00%	0.03%	0.00%	10.76%	0.1701	0.1651	99.54%

Table 6: Automatic metrics (computed over validation set) for all model configurations that were human-evaluated.

*The purpose of the Question-controlled CT 10 (boost) setting is to achieve 100% question-asking rate. This is necessary because the Question-controlled CT 10 setting achieves only 79.67% questions, due to the interference of the `extrep_bigram` control. The 10 (boost) setting relaxes the repetition control in order to achieve 99.54% question-asking at the cost of slightly increased external bigram repetition.

G Human evaluation results for all configurations

Model	Avoiding Rep.	Engage	Fluency	Humanness	Inquisitive	Interesting	Listening	Make Sense	Persona
Human	2.90 ± 0.39	3.31 ± 0.90	3.66 ± 0.71	3.40 ± 0.80	2.63 ± 0.63	3.23 ± 0.83	3.64 ± 0.63	3.84 ± 0.52	0.92 ± 0.27
Greedy search baseline	2.16 ± 0.72	2.31 ± 1.08	3.20 ± 0.81	1.78 ± 0.90	2.00 ± 0.81	2.36 ± 0.98	2.78 ± 0.84	3.33 ± 0.75	0.87 ± 0.34
Beam search baseline	2.14 ± 0.72	2.35 ± 1.01	3.23 ± 0.93	1.81 ± 0.87	2.50 ± 0.72	2.35 ± 0.98	2.63 ± 0.85	3.40 ± 0.77	0.77 ± 0.42
Extrep bigram -0.5	2.66 ± 0.56	2.56 ± 0.92	3.57 ± 0.64	2.19 ± 0.94	2.67 ± 0.62	2.61 ± 0.87	3.08 ± 0.78	3.60 ± 0.57	0.75 ± 0.43
Extrep bigram -1.25	2.84 ± 0.39	2.91 ± 0.90	3.59 ± 0.64	2.32 ± 0.98	2.63 ± 0.60	2.86 ± 0.89	3.21 ± 0.71	3.64 ± 0.62	0.72 ± 0.45
Extrep bigram -3.5	2.90 ± 0.30	2.95 ± 0.86	3.73 ± 0.50	2.45 ± 1.03	2.55 ± 0.61	2.88 ± 0.80	3.27 ± 0.79	3.68 ± 0.49	0.80 ± 0.40
Extrep bigram -inf	2.82 ± 0.43	2.96 ± 0.86	3.64 ± 0.58	2.40 ± 0.96	2.65 ± 0.69	2.86 ± 0.82	3.31 ± 0.69	3.66 ± 0.59	0.91 ± 0.29
Repetition-controlled baseline	2.89 ± 0.39	2.89 ± 0.89	3.66 ± 0.56	2.50 ± 0.99	2.70 ± 0.64	2.96 ± 0.92	3.25 ± 0.71	3.68 ± 0.54	0.87 ± 0.34
Question-controlled CT 0	2.95 ± 0.25	2.92 ± 0.90	3.70 ± 0.54	2.49 ± 0.97	2.48 ± 0.72	2.85 ± 0.93	3.29 ± 0.69	3.56 ± 0.66	0.86 ± 0.35
Question-controlled CT 1	2.88 ± 0.33	2.94 ± 0.93	3.59 ± 0.66	2.47 ± 0.95	2.52 ± 0.69	2.85 ± 0.90	3.32 ± 0.73	3.63 ± 0.55	0.85 ± 0.36
Question-controlled CT 4	2.88 ± 0.38	2.88 ± 0.94	3.59 ± 0.73	2.42 ± 1.07	2.55 ± 0.66	2.82 ± 0.85	3.37 ± 0.74	3.63 ± 0.59	0.84 ± 0.37
Question-controlled CT 7	2.88 ± 0.37	3.07 ± 0.90	3.67 ± 0.54	2.42 ± 0.98	2.75 ± 0.58	2.97 ± 0.84	3.23 ± 0.76	3.53 ± 0.76	0.80 ± 0.40
Question-controlled CT 10	2.74 ± 0.46	2.90 ± 0.93	3.70 ± 0.50	2.43 ± 1.04	2.71 ± 0.57	2.72 ± 0.88	3.12 ± 0.73	3.59 ± 0.66	0.79 ± 0.41
Question-controlled CT 10 (boost)	2.76 ± 0.49	2.84 ± 0.94	3.60 ± 0.64	2.26 ± 0.97	2.94 ± 0.57	2.83 ± 0.94	3.18 ± 0.80	3.52 ± 0.67	0.72 ± 0.45
Specificity-controlled CT 0	2.83 ± 0.40	2.96 ± 0.93	3.62 ± 0.58	2.42 ± 0.99	2.60 ± 0.56	2.86 ± 0.89	3.29 ± 0.70	3.66 ± 0.60	0.72 ± 0.45
Specificity-controlled CT 2	2.90 ± 0.36	2.78 ± 1.00	3.60 ± 0.64	2.37 ± 0.93	2.66 ± 0.66	2.80 ± 0.96	3.14 ± 0.77	3.50 ± 0.63	0.81 ± 0.39
Specificity-controlled CT 4	2.92 ± 0.27	2.81 ± 0.88	3.65 ± 0.59	2.34 ± 1.02	2.57 ± 0.62	2.80 ± 0.78	3.25 ± 0.78	3.50 ± 0.66	0.86 ± 0.35
Specificity-controlled CT 7	2.89 ± 0.32	3.00 ± 0.94	3.64 ± 0.67	2.53 ± 1.03	2.56 ± 0.66	2.90 ± 0.90	3.34 ± 0.70	3.59 ± 0.60	0.82 ± 0.39
Specificity-controlled CT 9	2.90 ± 0.35	2.83 ± 0.87	3.61 ± 0.62	2.40 ± 0.97	2.31 ± 0.74	2.84 ± 0.83	3.07 ± 0.81	3.58 ± 0.56	0.88 ± 0.32
Specificity-controlled WD -10	2.85 ± 0.43	2.43 ± 0.99	3.34 ± 0.83	2.15 ± 0.91	2.31 ± 0.69	2.38 ± 0.94	3.03 ± 0.75	3.33 ± 0.70	0.71 ± 0.45
Specificity-controlled WD -4	2.90 ± 0.30	2.78 ± 0.95	3.55 ± 0.63	2.41 ± 0.92	2.52 ± 0.66	2.64 ± 0.93	3.28 ± 0.73	3.56 ± 0.62	0.82 ± 0.38
Specificity-controlled WD 4	2.95 ± 0.21	2.99 ± 0.86	3.65 ± 0.55	2.49 ± 0.90	2.65 ± 0.55	3.00 ± 0.78	3.37 ± 0.59	3.63 ± 0.50	0.93 ± 0.25
Specificity-controlled WD 6	2.93 ± 0.26	2.96 ± 0.90	3.52 ± 0.76	2.41 ± 1.04	2.58 ± 0.66	3.06 ± 0.80	3.24 ± 0.76	3.50 ± 0.66	0.93 ± 0.26
Specificity-controlled WD 8	2.78 ± 0.52	2.40 ± 1.23	2.67 ± 1.25	1.86 ± 0.97	2.03 ± 0.87	2.55 ± 1.14	2.61 ± 1.05	2.91 ± 0.91	0.92 ± 0.28
Response-related controlled WD -10	2.86 ± 0.44	2.48 ± 0.98	3.42 ± 0.74	2.02 ± 0.93	2.38 ± 0.75	2.53 ± 0.94	2.84 ± 0.80	3.14 ± 0.75	0.91 ± 0.29
Response-related controlled WD 0	2.96 ± 0.23	3.01 ± 0.90	3.72 ± 0.54	2.73 ± 1.00	2.56 ± 0.67	2.92 ± 0.84	3.37 ± 0.72	3.73 ± 0.52	0.82 ± 0.38
Response-related controlled WD 5	2.90 ± 0.33	2.88 ± 0.90	3.51 ± 0.63	2.41 ± 1.01	2.53 ± 0.65	2.85 ± 0.90	3.27 ± 0.73	3.49 ± 0.63	0.82 ± 0.39
Response-related controlled WD 10	2.78 ± 0.43	2.39 ± 1.04	3.06 ± 0.90	1.97 ± 0.99	2.22 ± 0.67	2.57 ± 1.01	3.03 ± 0.76	3.16 ± 0.63	0.75 ± 0.43
Response-related controlled WD 13	2.71 ± 0.57	2.10 ± 1.13	2.54 ± 1.12	1.81 ± 1.07	2.14 ± 0.84	2.33 ± 1.06	2.69 ± 0.83	2.70 ± 0.88	0.62 ± 0.49

Table 7: Raw scores (mean ± std.) for all models and human evaluation metrics.

Model	Avoiding Rep.	Engage	Fluency	Humanness	Inquisitive	Interesting	Listening	Make Sense
Human	2.79 ± 0.12	3.04 ± 0.11	3.36 ± 0.12	3.35 ± 0.11	2.44 ± 0.12	2.92 ± 0.11	3.32 ± 0.13	3.68 ± 0.11
Greedy search baseline	2.08 ± 0.10	2.24 ± 0.11	3.03 ± 0.10	1.75 ± 0.12	1.95 ± 0.10	2.29 ± 0.13	2.62 ± 0.10	3.23 ± 0.10
Beam search baseline	2.08 ± 0.11	2.29 ± 0.11	3.09 ± 0.13	1.71 ± 0.13	2.42 ± 0.11	2.29 ± 0.14	2.47 ± 0.12	3.35 ± 0.13
Extrep bigram -0.5	2.62 ± 0.10	2.54 ± 0.12	3.35 ± 0.12	2.13 ± 0.11	2.63 ± 0.11	2.56 ± 0.11	2.93 ± 0.11	3.48 ± 0.11
Extrep bigram -1.25	2.78 ± 0.09	2.82 ± 0.13	3.40 ± 0.12	2.27 ± 0.12	2.54 ± 0.09	2.76 ± 0.10	3.05 ± 0.11	3.53 ± 0.14
Extrep bigram -3.5	2.83 ± 0.11	2.93 ± 0.10	3.56 ± 0.10	2.43 ± 0.11	2.47 ± 0.11	2.83 ± 0.10	3.14 ± 0.10	3.62 ± 0.12
Extrep bigram -inf	2.74 ± 0.11	2.87 ± 0.14	3.49 ± 0.12	2.32 ± 0.13	2.56 ± 0.11	2.75 ± 0.12	3.13 ± 0.12	3.59 ± 0.12
Repetition-controlled baseline	2.86 ± 0.12	2.82 ± 0.12	3.53 ± 0.10	2.40 ± 0.11	2.62 ± 0.13	2.84 ± 0.12	3.10 ± 0.11	3.58 ± 0.14
Question-controlled CT 0	2.87 ± 0.12	2.84 ± 0.13	3.51 ± 0.10	2.46 ± 0.11	2.36 ± 0.09	2.76 ± 0.09	3.10 ± 0.10	3.49 ± 0.12
Question-controlled CT 1	2.82 ± 0.11	2.88 ± 0.11	3.42 ± 0.10	2.46 ± 0.12	2.47 ± 0.11	2.79 ± 0.13	3.14 ± 0.11	3.55 ± 0.10
Question-controlled CT 4	2.78 ± 0.12	2.88 ± 0.10	3.47 ± 0.11	2.40 ± 0.09	2.53 ± 0.13	2.83 ± 0.13	3.24 ± 0.11	3.59 ± 0.10
Question-controlled CT 7	2.81 ± 0.10	2.99 ± 0.11	3.54 ± 0.09	2.35 ± 0.11	2.66 ± 0.12	2.92 ± 0.12	3.11 ± 0.10	3.47 ± 0.10
Question-controlled CT 10	2.67 ± 0.13	2.87 ± 0.11	3.52 ± 0.12	2.35 ± 0.12	2.63 ± 0.12	2.66 ± 0.10	2.94 ± 0.11	3.53 ± 0.12
Question-controlled CT 10 (boost)	2.68 ± 0.12	2.74 ± 0.09	3.42 ± 0.12	2.19 ± 0.13	2.79 ± 0.11	2.74 ± 0.11	3.00 ± 0.12	3.45 ± 0.13
Specificity-controlled WD -10	2.76 ± 0.11	2.41 ± 0.12	3.19 ± 0.12	2.15 ± 0.11	2.28 ± 0.13	2.35 ± 0.12	2.89 ± 0.11	3.28 ± 0.12
Specificity-controlled WD -4	2.83 ± 0.10	2.76 ± 0.12	3.37 ± 0.10	2.36 ± 0.11	2.46 ± 0.11	2.62 ± 0.12	3.14 ± 0.09	3.52 ± 0.11
Specificity-controlled WD 0	2.86 ± 0.12	2.82 ± 0.12	3.53 ± 0.10	2.40 ± 0.11	2.62 ± 0.13	2.84 ± 0.12	3.10 ± 0.11	3.58 ± 0.14
Specificity-controlled WD 4	2.84 ± 0.10	2.96 ± 0.12	3.45 ± 0.13	2.44 ± 0.12	2.56 ± 0.09	2.94 ± 0.11	3.20 ± 0.10	3.54 ± 0.11
Specificity-controlled WD 6	2.81 ± 0.09	2.91 ± 0.10	3.34 ± 0.09	2.31 ± 0.11	2.53 ± 0.12	2.93 ± 0.12	3.09 ± 0.10	3.41 ± 0.12
Specificity-controlled WD 8	2.70 ± 0.11	2.39 ± 0.12	2.54 ± 0.12	1.80 ± 0.13	2.00 ± 0.10	2.49 ± 0.12	2.47 ± 0.10	2.87 ± 0.11
Specificity-controlled CT 0	2.79 ± 0.10	2.93 ± 0.09	3.44 ± 0.12	2.38 ± 0.11	2.56 ± 0.12	2.84 ± 0.12	3.12 ± 0.13	3.61 ± 0.11
Specificity-controlled CT 2	2.78 ± 0.12	2.74 ± 0.11	3.39 ± 0.13	2.31 ± 0.13	2.56 ± 0.13	2.74 ± 0.12	2.99 ± 0.11	3.47 ± 0.10
Specificity-controlled CT 4	2.82 ± 0.10	2.80 ± 0.13	3.44 ± 0.14	2.32 ± 0.13	2.51 ± 0.12	2.78 ± 0.15	3.09 ± 0.13	3.46 ± 0.13
Specificity-controlled CT 7	2.81 ± 0.12	2.91 ± 0.13	3.43 ± 0.11	2.45 ± 0.10	2.49 ± 0.11	2.81 ± 0.12	3.15 ± 0.12	3.55 ± 0.11
Specificity-controlled CT 9	2.80 ± 0.13	2.78 ± 0.10	3.41 ± 0.12	2.35 ± 0.13	2.28 ± 0.11	2.79 ± 0.11	2.91 ± 0.11	3.51 ± 0.12
Response-related controlled WD -10	2.77 ± 0.12	2.45 ± 0.12	3.26 ± 0.11	1.96 ± 0.10	2.31 ± 0.12	2.47 ± 0.12	2.73 ± 0.11	3.12 ± 0.12
Response-related controlled WD 0	2.87 ± 0.12	2.97 ± 0.11	3.55 ± 0.09	2.62 ± 0.11	2.48 ± 0.10	2.88 ± 0.12	3.21 ± 0.09	3.70 ± 0.10
Response-related controlled WD 5	2.79 ± 0.10	2.83 ± 0.09	3.35 ± 0.12	2.40 ± 0.12	2.51 ± 0.13	2.80 ± 0.13	3.13 ± 0.12	3.41 ± 0.12
Response-related controlled WD 10	2.74 ± 0.11	2.42 ± 0.12	2.93 ± 0.11	1.95 ± 0.12	2.20 ± 0.12	2.56 ± 0.12	2.90 ± 0.12	3.12 ± 0.10
Response-related controlled WD 13	2.63 ± 0.12	2.06 ± 0.11	2.40 ± 0.09	1.74 ± 0.11	2.07 ± 0.11	2.25 ± 0.12	2.49 ± 0.14	2.63 ± 0.10

Table 8: Calibrated scores (mean ± std.) for each of the models and human evaluation metrics.

H Plots of human evaluation results for all configurations

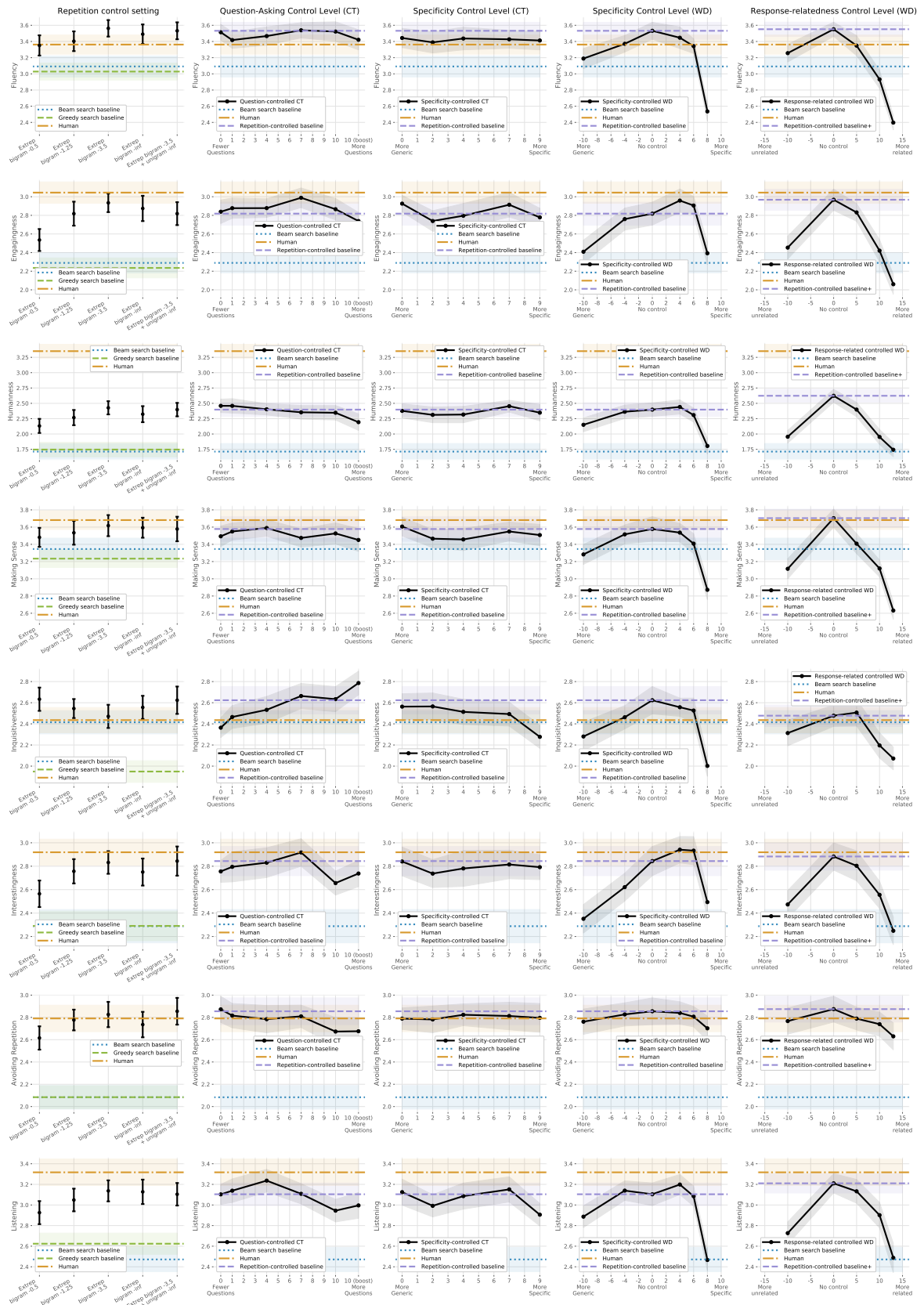


Figure 8: Calibrated human evaluation scores for all models.