

Data-Aided Secure Massive MIMO Transmission under the Pilot Contamination Attack

Yongpeng Wu, Chao-Kai Wen, Wen Chen, Shi Jin, Robert Schober, and Giuseppe Caire

Abstract

In this paper, we study the design of secure communication for time division duplex multi-cell multi-user massive multiple-input multiple-output (MIMO) systems with active eavesdropping. We assume that the eavesdropper actively attacks the uplink pilot transmission and the uplink data transmission before eavesdropping the downlink data transmission of the users. We exploit both the received pilots and the received data signals for uplink channel estimation. We show analytically that when the number of transmit antennas and the length of the data vector both tend to infinity, the signals of the desired user and the eavesdropper lie in different eigenspaces of the received signal matrix at the base station provided that their signal powers are different. This finding reveals that decreasing (instead of increasing) the desired user's signal power might be an effective approach to combat a strong active attack from an eavesdropper. Inspired by this observation, we propose a data-aided secure downlink transmission scheme and derive an asymptotic achievable secrecy sum-rate expression for the proposed design. For the special case of a single-cell single-user system with independent and identically distributed fading, the obtained expression reveals that the secrecy rate scales logarithmically with the number of transmit antennas. This is the same scaling law as for the achievable rate of a single-user massive MIMO system in the absence of eavesdroppers. Numerical

This paper was presented in part at IEEE ICC 2018.

Y. Wu is with the Department of Electronic Engineering, Shanghai Jiao Tong University, Minhang 200240, China (e-mail: yongpeng.wu@sjtu.edu.cn).

C. K. Wen is with the Institute of Communications Engineering, National Sun Yat-sen University, Kaohsiung 804, Taiwan (Email: chaokai.wen@mail.nsysu.edu.tw).

W. Chen is with Shanghai Institute of Advanced Communications and Data Sciences, the Department of Electronic Engineering, Shanghai Jiao Tong University, Minhang 200240, China (E-mail: wenchen@sjtu.edu.cn).

S. Jin is with the National Mobile Communications Research Laboratory, Southeast University, Nanjing, 210096, P. R. China. (Emails: jinshi@seu.edu.cn).

R. Schober is with Institute for Digital Communications, Universität Erlangen-Nürnberg, Cauerstrasse 7, D-91058 Erlangen, Germany (Email: schober@int.de).

G. Caire is with Institute for Telecommunication Systems, Technical University Berlin, Einsteinufer 25, 10587 Berlin, Germany (Email: caire@tu-berlin.de).

results indicate that the proposed scheme achieves significant secrecy rate gains compared to alternative approaches based on matched filter precoding with artificial noise generation and null space transmission.

I. INTRODUCTION

Wireless networks are widely used in civilian and military applications and have become an indispensable part of our daily lives. Therefore, secure communication is a critical issue for future wireless networks. As a complement to the conventional cryptographic techniques, new approaches to secure communication based on information theoretical concepts, such as the secrecy capacity of the propagation channel, have been developed and are collectively referred to as physical layer security [1–6].

Multiple-input multiple-output (MIMO) technology has been shown to be a promising means for providing multiplexing gains and diversity gains, leading to improved performance [7–12]. In particular, massive MIMO technology, which utilizes a very large number of antennas at the BS and simple signal processing to provide services for a comparatively small (compared to the number of antennas) number of active mobile users, is a promising approach for efficient transmission of massive amounts of information and is regarded as a key technology in 5G [13]. Pilot contamination is a major impairment in massive MIMO systems [14] and many approaches have been proposed to solve this problem [15–18]. For example, the authors of [18] proposed an approach based on Chu sequences, which efficiently reduces the effect of pilot contamination.

Most studies on physical layer security in massive MIMO systems assume that the eavesdropper is passive and does not attack the communication process of the system [19–23]. However, a smart eavesdropper can perform a pilot contamination attack to impair the channel estimation process at the base station [24]. Due to the channel hardening effect caused by large antenna arrays, it is difficult to exploit the statistical fluctuations of fading channels to safeguard the transmission. Then, the beamforming direction misled by the pilot contamination attack can significantly enhance the performance of the eavesdropper. This results in a serious secrecy threat in time division duplex (TDD)-based massive MIMO systems [24].

Prior works on the pilot contamination attack have studied mechanisms for enhancing the eavesdropper's performance [25–28]. Other works propose various approaches for detecting the pilot contamination attack [29–33]. Although these schemes can detect a pilot contamination attack with high probability, [29–33] do not provide an effective transmission scheme in the presence of a pilot contamination attack. For secure communication under a pilot contamination attack, the authors of [34] propose a secret key agreement

protocol for single-cell multi-user massive MIMO systems. An estimator for the base station (BS) is designed to evaluate the resulting information leakage. Then, the BS and the desired users perform secure communication by adjusting the length of the secret key based on the estimated information leakage. Other works have studied how to combat the pilot contamination attack. The authors of [35] investigate the pilot contamination attack problem for single-cell multi-user massive MIMO systems over independent and identically distributed (i.i.d.) fading channels. The eavesdropper is assumed to only know the pilot signal set whose size scales polynomially with the number of transmit antennas. For each transmission, the desired users randomly select certain pilot signals from this set, which are unknown to the eavesdropper. In this case, it is proved that the impact of the pilot contamination attack can be eliminated as the number of transmit antennas goes to infinity. Under the same pilot allocation protocol, the authors of [36] and [37] respectively propose a random channel training scheme and a jamming-resistant scheme employing an unused pilot sequence to combat the pilot contamination attack and to maintain secure communication. Moreover, by exploiting an additional random sequence, which is transmitted by the legitimate users but is unknown to the eavesdropper, an effective blind channel estimation method and a secure beamforming scheme are developed to realize reliable transmission in [38].

However, all the above-mentioned methods rely on a key assumption: some form of an additional pilot signal protocol which is unknown to the eavesdropper is needed to combat the pilot contamination attack. For the more pessimistic case where the eavesdropper knows the desired users' exact pilot signal structure for each transmission¹, the secrecy threat caused by the pilot contamination attack in multi-cell multi-user massive MIMO systems over correlated fading channels is analyzed in [24]. Based on this analysis, three transmission strategies for combating the pilot contamination attack are proposed. Nevertheless, the designs in [24] are not able to guarantee a high (or not even a non-zero) secrecy rate for weakly correlated or i.i.d. fading channels when the power of the eavesdropper pilot signal is much larger than that of the users' pilot signals.

In this paper, we investigate secure transmission for TDD multi-cell multi-user massive MIMO systems impaired by general correlated fading and a pilot contamination attack. We assume the considered system performs first uplink training followed by uplink and downlink data transmission phases. The eavesdropper jams the uplink training phase and the uplink data transmission phase and then eavesdrops the downlink

¹We note that this case constitutes a worst-case scenario. Hence, if secure communication can be achieved for this worst case, then secure communication can also be achieved for more optimistic settings as considered in [36–38].

data transmission². We utilize the data transmitted in the uplink to aid the channel estimation at the BS. Then, based on the estimated channels, the BS designs precoders for downlink transmission.

This paper makes the following key contributions:

- 1) We prove that when the number of transmit antennas and the amount of transmitted data both approach infinity, the desired users' and the eavesdropper's signals lie in different eigenspaces of the uplink received signal matrix provided that their pilot signal powers are different. Our results reveal that increasing the power gap between the desired users' and the eavesdropper's signals is beneficial for separating the desired users and the eavesdropper. This implies that when facing an active attack, decreasing (instead of increasing) the desired users' signal power could be an effective approach for enabling secure communication.
- 2) Inspired by this observation, we propose a joint uplink and downlink data-aided transmission scheme to combat strong³ active attacks from an eavesdropper. Then, we derive an asymptotic expression for the corresponding achievable secrecy sum-rate. The derived expression indicates that the impact of an active attack on uplink transmission can be effectively eliminated by the proposed design.
- 3) We specialize the asymptotic achievable secrecy sum-rate expression to the case of i.i.d. fading channels. Particularly, for the classical MIMO eavesdropper wiretap model, the derived expression indicates that the secrecy rate exhibits a logarithmic growth with the number of transmit antennas. This is the same growth rate as that of the achievable rate of a typical point-to-point massive MIMO system without eavesdropping.

The remainder of this paper is organized as follows. In Section II, the basic system model and the uplink transmission are introduced. In Section III, the downlink secure transmission are studied and the asymptotic expression for the secrecy rate of the proposed design is derived. Section IV discusses the special i.i.d. fading case. Numerical results are provided in Section V, and conclusions are drawn in

²Notice that the pilot contamination attack presents a security threat *only* for the downlink. In fact, in the uplink, if an eavesdropper transmits a strong pilot signal in the uplink together with the legitimate users, it can at most jam the reception of some users and therefore disrupt coherent detection (which becomes mismatch), but it will not be able to improve its ability to eavesdrop the uplink traffic. Since this paper focuses on pilot contamination attack, it is obvious that this refers only to the downlink. Considerations about the security of the uplink are of course relevant and could be made in another work, not dedicated to pilot contamination attack, and are evidently outside the scope of the present paper.

³We refer to a pilot contamination attack as a strong pilot contamination attack if the pilot signal power of the eavesdropper is much larger than that of the users.

Section VI.

Notation: Vectors are denoted by lower-case bold-face letters; matrices are denoted by upper-case bold-face letters. Superscripts $(\cdot)^T$, $(\cdot)^*$, and $(\cdot)^H$ stand for the matrix transpose, conjugate, and conjugate-transpose operations, respectively. We use $\text{tr}(\mathbf{A})$ and \mathbf{A}^{-1} to denote the trace and the inverse of matrix \mathbf{A} , respectively. $\text{diag}\{\mathbf{b}\}$ denotes a diagonal matrix with the elements of vector \mathbf{b} on its main diagonal. $\text{Diag}\{\mathbf{B}\}$ denotes a diagonal matrix containing the diagonal elements of matrix \mathbf{B} on the main diagonal. The $M \times M$ identity matrix is denoted by \mathbf{I}_M , and the $M \times N$ all-zero matrix and the $N \times 1$ all-zero vector are denoted by $\mathbf{0}$. The fields of complex and real numbers are denoted by \mathbb{C} and \mathbb{R} , respectively. $E[\cdot]$ denotes statistical expectation. $[\mathbf{A}]_{mn}$ denotes the element in the m th row and n th column of matrix \mathbf{A} . $[\mathbf{a}]_m$ denotes the m th entry of vector \mathbf{a} . \otimes denotes the Kronecker product. $\mathbf{x} \sim \mathcal{CN}(\mathbf{0}, \mathbf{R}_N)$ denotes a circularly symmetric complex vector $\mathbf{x} \in \mathbb{C}^{N \times 1}$ with zero mean and covariance matrix \mathbf{R}_N . $\text{var}(a)$ denotes the variance of random variable a . $[x]^+$ stands for $\max\{0, x\}$. $a \gg b$ means that a is much larger than b . $f \in o(x)$ means that $f/x \rightarrow 0$.

II. UPLINK TRANSMISSION

Throughout the paper, we adopt the following transmission protocol. We assume the uplink transmission phase, comprising uplink training and uplink data transmission, is followed by a downlink data transmission phase.

We assume the main objective of the eavesdropper is to eavesdrop the downlink data. Nevertheless, the eavesdropper also attacks the uplink transmission phase to impair the channel estimation at the BS. The resulting mismatched channel estimation will increase the information leakage in the subsequent downlink transmission. In the downlink transmission phase, the eavesdropper does not attack but focuses on eavesdropping the data.

We study a multi-cell multi-user MIMO system with $L+1$ cells, cf. Figure 1. We assume an N_t -antenna BS and K single-antenna users are present in each cell. The cells are indexed by $l = (0, \dots, L)$, where cell $l = 0$ is the cell of interest. We assume an N_e -antenna active eavesdropper⁴ is located in the cell of interest and attempts to eavesdrop the data intended for all users in the cell. The eavesdropper sends pilot

⁴An N_e -antenna eavesdropper is equivalent to N_e cooperating single-antenna eavesdroppers.

signals and artificial noise to interfere channel estimation and uplink data transmission⁵, respectively. Let T and τ denote the coherence time of the channel and the length of the pilot signal, respectively. Then, for uplink transmission, the received pilot signal matrix $\mathbf{Y}_p^m \in \mathbb{C}^{N_t \times \tau}$ and the received data signal matrix $\mathbf{Y}_d^m \in \mathbb{C}^{N_t \times (T-\tau)}$ at the BS in cell m are given by

$$\mathbf{Y}_p^m = \sqrt{P_0} \sum_{k=1}^K \mathbf{h}_{0k}^m \boldsymbol{\omega}_k^T + \sum_{l=1}^L \sum_{k=1}^K \sqrt{P_l} \mathbf{h}_{lk}^m \boldsymbol{\omega}_k^T + \sqrt{\frac{P_e}{KN_e}} \mathbf{H}_e^m \mathbf{W}_e + \mathbf{N}_p^m, \quad (1)$$

$$\mathbf{Y}_d^m = \sqrt{P_0} \sum_{k=1}^K \mathbf{h}_{0k}^m \mathbf{d}_{0k}^T + \sum_{l=1}^L \sum_{k=1}^K \sqrt{P_l} \mathbf{h}_{lk}^m \mathbf{d}_{lk}^T + \sqrt{\frac{P_e}{N_e}} \mathbf{H}_e^m \mathbf{A} + \mathbf{N}_d^m, \quad (2)$$

where $P_0, \boldsymbol{\omega}_k \in \mathbb{C}^{\tau \times 1}$, and $\mathbf{d}_{0k} \sim \mathcal{CN}(\mathbf{0}, \mathbf{I}_{T-\tau})$ denote the average transmit power, the pilot sequence, and the uplink transmission data of the k th user in the cell of interest, respectively. For simplicity of notation, we assume that all users in a given cell use the same transmit power [19]. Using similar techniques as presented in this paper, our results can be easily extended to the case where the users in a cell have different transmit powers. We assume that the users in different cells have different powers. It is assumed that the same K orthogonal pilot sequences are used in each cell where $\boldsymbol{\omega}_k^H \boldsymbol{\omega}_k = \tau$ and $\boldsymbol{\omega}_k^H \boldsymbol{\omega}_l = 0$, $k \neq l$. \mathbf{W}_e is the pilot attack signal of the eavesdropper. P_l and \mathbf{d}_{lk} denote the average transmit power and the uplink transmission data of the k th user in the l th cell, respectively. $\mathbf{h}_{lk}^p \sim \mathcal{CN}(\mathbf{0}, \mathbf{R}_{lk}^p)$ denotes the channel between the k th user in the l th cell and the BS in the p th cell, where \mathbf{R}_{lk}^p is the corresponding correlation matrix. \mathbf{H}_e^l and P_e denote the channel between the eavesdropper and the BS in the l th cell and the average transmit power of the eavesdropper, respectively. $\mathbf{H}_e^l \sim \mathcal{CN}(\mathbf{0}, \mathbf{R}_{E,T}^l \otimes \mathbf{R}_{E,R}^l)$ represents the channel between the eavesdropper and the BS in the l th cell, where $\mathbf{R}_{E,T}^l$ and $\mathbf{R}_{E,R}^l$ are the corresponding transmit and receive correlation matrices of the eavesdropper. $\mathbf{N}_p^m \in \mathbb{C}^{N_t \times \tau}$ and $\mathbf{N}_d^m \in \mathbb{C}^{N_t \times (T-\tau)}$ are noise matrices whose columns are i.i.d. Gaussian distributed with $\mathcal{CN}(\mathbf{0}, N_0 \mathbf{I}_{N_t})$.

During the training phase, the eavesdropper attacks all users in the cell of interest. In this paper, we adopt the worst-case assumption that for each transmission, the eavesdropper knows the exact pilot sequence $\boldsymbol{\omega}_k$ of each user. Therefore, it uses pilot attack sequences⁶ $\mathbf{W}_e = \sum_{k=1}^K \mathbf{W}_k$ [35], where $\mathbf{W}_k = [\boldsymbol{\omega}_k \cdots \boldsymbol{\omega}_k]^T \in \mathbb{C}^{N_t \times \tau}$. In the uplink data transmission phase, the eavesdropper generates an artificial noise

⁵We note that if the eavesdropper only attacks the channel estimation phase and remains silent during the uplink data transmission, then the impact of this attack can be easily eliminated with the joint channel estimation and data detection scheme in [15]. Therefore, a smart eavesdropper will attack the entire uplink transmission.

⁶If the eavesdropper is only interested in a particular user, then he can perform a pilot contamination attack specifically for this user as in [24]. However, this pilot contamination precoding will not influence the proposed joint uplink and downlink transmission scheme and the corresponding asymptotic performance analysis.

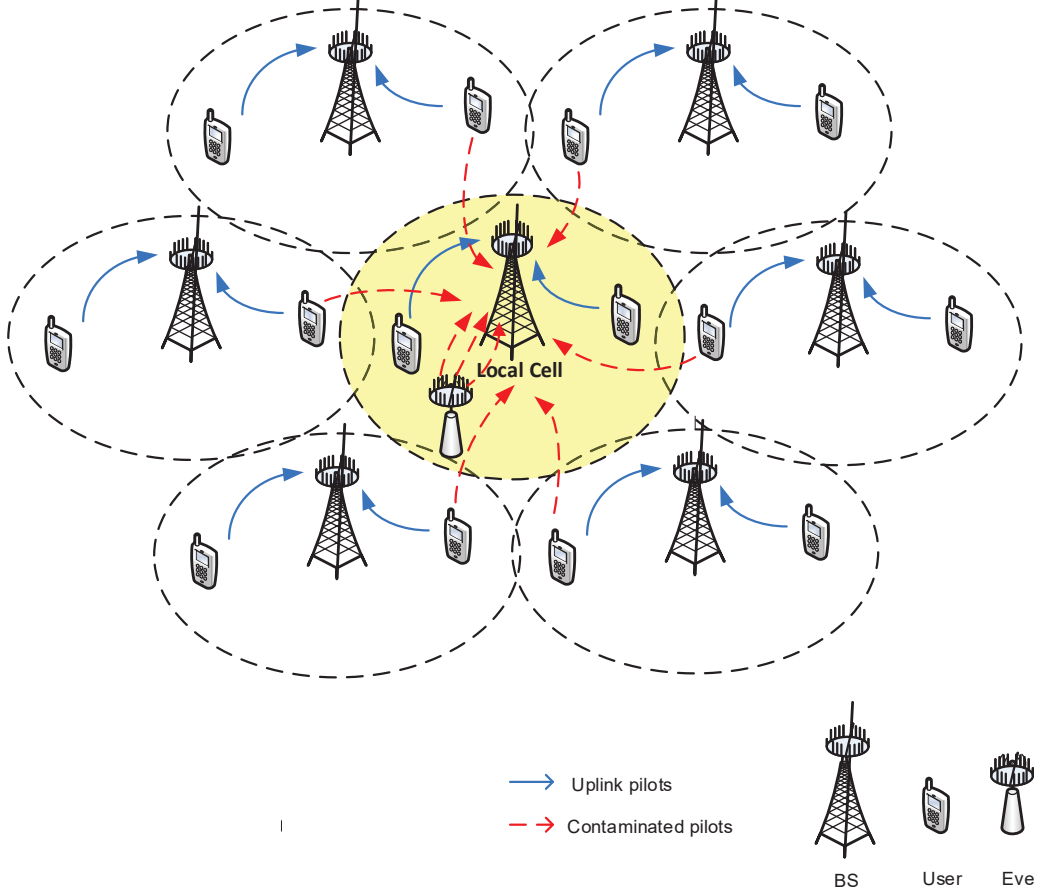


Fig. 1: Model of considered multi-cell massive MIMO system.

matrix $\mathbf{A} \in \mathbb{C}^{N_t \times T-\tau}$, whose elements follows an i.i.d. standard Gaussian distribution.

We define $\mathbf{Y}_0 = [\mathbf{Y}_p^0 \quad \mathbf{Y}_d^0]$ and the eigenvalue decomposition $\frac{1}{TN_t} \mathbf{Y}_0 \mathbf{Y}_0^H = [\mathbf{v}_1, \dots, \mathbf{v}_{N_t}] \mathbf{\Sigma} [\mathbf{v}_1, \dots, \mathbf{v}_{N_t}]^H$, where the eigenvalues on the main diagonal of matrix $\mathbf{\Sigma}$ are organized in ascending order. For the following, we make the important assumption that due to the difference in power⁷ between the eavesdroppers' pilots and the users' pilots in the cell of interest and the large path loss difference between the users in the cell of interest and the users in the other cells [16], $P_e \text{tr}(\mathbf{R}_{E,T}^0)$, $P_0 \text{tr}(\mathbf{R}_{0k}^0)$, and $P_l \text{tr}(\mathbf{R}_{lk}^l)$ have the relationship $P_e \text{tr}(\mathbf{R}_{E,T}^0) \gg P_0 \text{tr}(\mathbf{R}_{0k}^0) \gg P_l \text{tr}(\mathbf{R}_{lk}^l)$. Define $\text{tr}(\mathbf{R}_{E,T}^0) \mathbf{R}_{E,R}^0 = \mathbf{R}_E$ and the eigenvalue decomposition $\mathbf{R}_E = \mathbf{U}_E \mathbf{\Lambda}_e \mathbf{U}_E^H$, where $\mathbf{\Lambda}_e = \text{diag}(\Lambda_1 \dots \Lambda_{N_e})$. Let $M = (L + 1)K + N_e$ and vector

⁷When the eavesdropper increases the pilot contamination attack power P_e , the users in the cell of interest can intentionally decrease their pilot signal power P_0 to achieve a significant power gap between P_e and P_0 based on a power control mechanism. According to Appendix A, this is essential to eliminate the impact of the active eavesdropper. If the eavesdropper does not eavesdrop the signals in the cell in which it is located but the signals in one of the other cells, then a power control mechanism for P_e and P_l is required to combat the pilot contamination attack.

$(\theta_1, \dots, \theta_M)$ has the same elements as vector $(P_1 \text{tr}(\mathbf{R}_{11}^0), \dots, P_L \text{tr}(\mathbf{R}_{LK}^0), P_0 \text{tr}(\mathbf{R}_{01}^0), \dots, P_0 \text{tr}(\mathbf{R}_{0K}^0), P_e \Lambda_1, \dots, P_e \Lambda_{N_e})$ but with the elements organized in ascending order such that index $1 \leq i_1 \leq i_2 \leq \dots \leq i_K \leq M$ satisfies $\theta_{i_k} = P_0 \text{tr}(\mathbf{R}_{0k}^0)$, $k = 1, 2, \dots, K$. Define $\mathbf{V}_{eq}^0 = [\mathbf{v}_{N_t-M+i_1}, \mathbf{v}_{N_t-M+i_2}, \dots, \mathbf{v}_{N_t-M+i_K}]$, $\mathbf{H}_0 = [\mathbf{h}_{01}^0, \dots, \mathbf{h}_{0K}^0]$, and $\mathbf{H}_I = [\mathbf{h}_{11}^0, \dots, \mathbf{h}_{1K}^0, \dots, \mathbf{h}_{L1}^0, \dots, \mathbf{h}_{LK}^0]$. Then, we have the following theorem.

Theorem 1. Let $\mathbf{Z}_{0p} = \frac{1}{\sqrt{TN_t}} (\mathbf{V}_{eq}^0)^H \mathbf{Y}_p^0 = [\mathbf{z}_{0p,1}, \dots, \mathbf{z}_{0p,K}]$ and $\mathbf{H}_{eq}^0 = \frac{1}{\sqrt{TN_t}} (\mathbf{V}_{eq}^0)^H \mathbf{H}_0 = [\mathbf{h}_{eq,01}, \dots, \mathbf{h}_{eq,0K}]$. Then, when $T \rightarrow \infty$ and $N_t \rightarrow \infty$, the received signal $\mathbf{z} = \text{vec}(\mathbf{Z}_{0p})$ and the minimum mean square error (MMSE) estimate $\hat{\mathbf{h}}_{eq,0k}$ of $\mathbf{h}_{eq,0k}$ based on \mathbf{z} are given by

$$\mathbf{z} = \sqrt{P_0} \sum_{t=1}^K (\boldsymbol{\omega}_t \otimes \mathbf{I}_K) \mathbf{h}_{eq,0t} + \mathbf{n}, \quad (3)$$

$$\hat{\mathbf{h}}_{eq,0k} = \sqrt{P_0} \mathbf{V}_{eq}^0 \mathbf{R}_{0k}^0 (\mathbf{V}_{eq}^0)^H \left(N_0 \mathbf{I}_K + \tau P_0 \mathbf{V}_{eq}^0 \mathbf{R}_{0k}^0 (\mathbf{V}_{eq}^0)^H \right)^{-1} \left(\sqrt{P_0} \tau \mathbf{V}_{eq}^0 \mathbf{h}_{0k}^0 + \mathbf{n}_{eq} \right), \quad (4)$$

where

$$\mathbf{n} = \begin{bmatrix} (\mathbf{V}_{eq}^0)^H \mathbf{n}_{p1}^0 \\ \vdots \\ (\mathbf{V}_{eq}^0)^H \mathbf{n}_{p\tau}^0 \end{bmatrix} \quad (5)$$

and \mathbf{n}_{pt}^0 in (5) is the t th column of \mathbf{N}_p^0 . $\mathbf{n}_{eq} = \mathbf{V}_{eq}^0 \tilde{\mathbf{n}}_{eq}$ and $\tilde{\mathbf{n}}_{eq} \sim \mathcal{CN}(0, \tau N_0 \mathbf{I}_{N_t})$.

Proof. Please refer to Appendix A. □

Remark 1: The basic intuition behind Theorem 1 is that when $T \rightarrow \infty$ and $N_t \rightarrow \infty$, each channel tends to be an eigenvector of the received signal matrix. As a result, we project the received signal matrix along the eigenspace which corresponds to the desired users' channel. In this case, the impact of the strong active attack can be effectively eliminated, cf. (4).

Remark 2: It should be noted that when $N_t \rightarrow \infty$, $P_e \text{tr}(\mathbf{R}_{E,T}^0) > P_0 \text{tr}(\mathbf{R}_{0k}^0) > P_l \text{tr}(\mathbf{R}_{lk}^l)$ is enough to distinguish the eavesdropper, the users in the cell of interest, and the users in the other cells as shown in Appendix A. However, when N_t is large but not infinite, we require $P_e \text{tr}(\mathbf{R}_{E,T}^0) \gg P_0 \text{tr}(\mathbf{R}_{0k}^0) \gg P_l \text{tr}(\mathbf{R}_{lk}^l)$ to achieve a good secrecy performance under the pilot contamination attack.

Remark 3: In Theorem 1, we assume that the coherence time of the channel is significantly larger than the symbol duration [16]. This assumption can be justified based on the expression for the coherence time in [16, Eq. (1)]. For typical speeds of mobile users and typical symbol durations, the coherence time spans several hundred symbol durations.

Remark 4: The simulation results in Section V indicate that a sufficient power gap between P_0 and P_e can guarantee a good secrecy performance when the number of transmit antennas and the coherence time

of the channel are large but finite. We note that allocating a high power to the desired users to combat a strong active attack is not necessary. In contrast, a large gap between $P_0 \text{tr}(\mathbf{R}_{0k}^0)$ and $P_e \text{tr}(\mathbf{R}_{E,T}^0)$ is essential to approach the channel estimation result in Theorem 1. This implies that *decreasing* the transmit power of the desired users can be an effective strategy to ensure secure transmission under a strong active attack. As shown in Figure 5 and Figure 6 in Section V, as long as $\rho = P_e/(P_0 K)$ is larger than 0 dB, the proposed design is able to achieve a good secrecy performance in all considered scenarios.

Based on Theorem 1, in the next section, we can design the precoders for downlink transmission.

III. DOWNLINK TRANSMISSION

In this section, we consider the downlink transmission phase. We assume that the BSs in all $L+1$ cells perform channel estimation according to Theorem 1 by replacing $\hat{\mathbf{h}}_{eq,0k}$, $\mathbf{h}_{eq,0k}$, P_0 , and \mathbf{V}_{eq}^0 by $\hat{\mathbf{h}}_{eq,lk}$, $\mathbf{h}_{eq,lk}$, P_l , and \mathbf{V}_{eq}^l , respectively. Then, the l th BS designs the transmit signal as follows

$$\mathbf{x}_l = \sqrt{P} \sum_{k=1}^K \mathbf{t}_{lk} s_{lk}, \quad l = 0, \dots, L, \quad (6)$$

where P is the downlink transmission power, $\mathbf{t}_{lk} = (\mathbf{V}_{eq}^l)^H \frac{\hat{\mathbf{h}}_{eq,lk}}{\|\hat{\mathbf{h}}_{eq,lk}\|}$, and s_{lk} is the downlink transmitted signal for the k th user in the l th cell.

We note that unlike for the scheme in [24], for the proposed precoder design, the base station does not need to know the full statistical channel state information of the eavesdropper. As long as $P_e \text{tr}(\mathbf{R}_{E,T}^0) \gg P_0 \text{tr}(\mathbf{R}_{0k}^0) \gg P_l \text{tr}(\mathbf{R}_{lk}^l)$ holds, the base station can easily find the relevant columns in $\frac{1}{TN_t} \mathbf{Y}_0 \mathbf{Y}_0^H = [\mathbf{v}_1, \dots, \mathbf{v}_{N_t}] \boldsymbol{\Sigma} [\mathbf{v}_1, \dots, \mathbf{v}_{N_t}]$ for computation of \mathbf{V}_{eq}^0 . For the legitimate users in the cell of interest, the BS needs to know their covariance matrices \mathbf{R}_{0k}^0 to perform channel estimation, see Theorem 1.

Because each user in the cell of interest has the risk of being eavesdropped, based on [39] and [24], the achievable ergodic (the codewords are sent over a large number of fading blocks) secrecy sum-rate can be expressed as

$$R_{\text{sec}} = \sum_{k=1}^K [R_k - C_k^{\text{eve}}]^+ \quad (7)$$

where R_k and C_k^{eve} denote an achievable ergodic rate between the BS and the k th user and the ergodic capacity between the BS and the eavesdropper seeking to decode the information of the k th user, respectively.

The received signal y_{0k} at the k th user in the cell of interest is given by

$$\begin{aligned}
y_{0k} &= \sum_{l=0}^L (\mathbf{h}_{lk}^0)^H \mathbf{x}_l + n_d \\
&= \sqrt{P} (\mathbf{h}_{0k}^0)^H (\mathbf{V}_{eq}^0)^H \frac{\hat{\mathbf{h}}_{eq,0k}}{\|\hat{\mathbf{h}}_{eq,0k}\|} s_{0k} + \sqrt{P} (\mathbf{h}_{0k}^0)^H (\mathbf{V}_{eq}^0)^H \sum_{t=1, t \neq k}^K \frac{\hat{\mathbf{h}}_{eq,0t}}{\|\hat{\mathbf{h}}_{eq,0t}\|} s_{0t} \\
&\quad + \sqrt{P} \sum_{l=1}^L (\mathbf{h}_{lk}^0)^H (\mathbf{V}_{eq}^l)^H \sum_{t=1}^K \frac{\hat{\mathbf{h}}_{eq,lt}}{\|\hat{\mathbf{h}}_{eq,lt}\|} s_{lt} + n_d
\end{aligned} \tag{8}$$

where $n_d \sim \mathcal{CN}(0, N_{0d})$ is the noise affecting the received downlink signal.

The achievable ergodic rate R_k is given by

$$R_k = E [\log(1 + \gamma_k)], \tag{9}$$

where

$$\gamma_k = \frac{|g_{0k,k}^0|^2}{N_{0d} + \sum_{t=1, t \neq k}^K |g_{0t,k}^0|^2 + \sum_{l=1}^L \sum_{t=1}^K |g_{lt,k}^0|^2}, \tag{10}$$

$$\text{and } g_{lt,k}^0 = \sqrt{P} (\mathbf{h}_{lk}^0)^H (\mathbf{V}_{eq}^l)^H \frac{\hat{\mathbf{h}}_{eq,lt}}{\|\hat{\mathbf{h}}_{eq,lt}\|}.$$

The ergodic capacity of the eavesdropper for decoding the information intended for user k , C_k^{eve} , is given by⁸

$$C_k^{\text{eve}} = E \left[\log_2 \left(1 + P (\mathbf{t}_{0k})^H \mathbf{H}_e^0 \mathbf{Q}_k^{-1} (\mathbf{H}_e^0)^H \mathbf{t}_{0k} \right) \right], \tag{11}$$

where

$$\mathbf{Q}_k = (\mathbf{H}_e^0)^H \sum_{p=1, p \neq k}^K \mathbf{t}_{0p} (\mathbf{t}_{0p})^H \mathbf{H}_e^0 + \sum_{l=1}^L (\mathbf{H}_e^l)^H \sum_{k=1}^K \mathbf{t}_{lk} (\mathbf{t}_{lk})^H \mathbf{H}_e^l + N_{0d} \mathbf{I}_{N_e}. \tag{12}$$

Based on (7), (9), and (11), we obtain the following theorem.

Theorem 2. *For the considered multi-cell multi-user massive MIMO system, an asymptotic achievable secrecy sum-rate for the transmit signal design in (6) is given by*

$$R_{\text{sec, ach}} \xrightarrow{N_t \rightarrow \infty} \sum_{k=1}^K \log(1 + \bar{\gamma}_k), \tag{13}$$

where

$$\bar{\gamma}_k = \frac{Pa_{0k,2}^0}{a_{0k,1}^0 \left(N_{0d} + P \sum_{t=1, t \neq k}^K \frac{b_{0t,k}^0}{a_{0t,1}^0} + P \sum_{l=1}^L \sum_{t=1}^K \frac{c_{lt,k}^l}{a_{lt,1}^l} \right)}, \tag{14}$$

⁸It should be noted that here we consider the practical scenario where the eavesdropper is not able to decode and cancel the signals of the intracell and inter-cell users from the received signal. For a more pessimistic setting, where the eavesdropper has access to the data of all intra-cell and inter-cell interfering users, we can also obtain a lower bound on the ergodic secrecy rate as in [24]. However, the two expressions exhibit no difference as far as the subsequent analysis is concerned since the eavesdropper's rate will be suppressed to zero based on the proposed data-aided transmission scheme.

$$a_{lt,1}^l = P_0 \tau \left(P_0 \tau \left[\sum_{p=1, p \neq t}^K [\mathbf{A}_{lt,4}^l]_{pp} \text{tr}(\mathbf{R}_{lt}^l \mathbf{R}_{lp}^l) + [\mathbf{A}_{lt,4}^l]_{tt} \text{tr}^2(\mathbf{R}_{lt}^l) \right] + N_0 \sum_{p=1}^K [\mathbf{A}_{lt,4}^l]_{pp} \text{tr}(\mathbf{R}_{lp}^l) \right), \quad (15)$$

$$\mathbf{A}_{lt,4}^l = \mathbf{A}_{lt,3}^l \text{diag}(\text{tr}(\mathbf{R}_{l1}^l), \dots, \text{tr}(\mathbf{R}_{lK}^l)), \quad \mathbf{A}_{lt,3}^l = (\mathbf{A}_{lt,1}^l)^2 (\mathbf{A}_{lt,2}^l)^2, \quad \mathbf{A}_{lt,2}^l = (N_0 \mathbf{I}_K + \tau P_0 \mathbf{A}_{lt,1}^l)^{-1}, \quad (16)$$

$$\mathbf{A}_{lt,1}^l = \text{diag} \left(\frac{\text{tr}(\mathbf{R}_{l1}^l \mathbf{R}_{lt}^l)}{\text{tr}(\mathbf{R}_{l1}^l)}, \dots, \frac{\text{tr}((\mathbf{R}_{lt}^l)^2)}{\text{tr}(\mathbf{R}_{lt}^l)}, \dots, \frac{\text{tr}(\mathbf{R}_{lt}^l \mathbf{R}_{lK}^l)}{\text{tr}(\mathbf{R}_{lK}^l)} \right),$$

$$l = 0, 1, \dots, L, \quad t = 1, \dots, K, \quad (17)$$

$$a_{0k,2}^0 = P_0 \left(P_0 \tau^2 \left([\mathbf{A}_{0k,5}^0]_{kk} \text{tr}^2(\mathbf{R}_{0k}^0) + \sum_{t=1, t \neq k}^K [\mathbf{A}_{0k,5}^0]_{tt} \text{tr}(\mathbf{R}_{0k}^0 \mathbf{R}_{0t}^0) \right)^2 \right. \\ \left. + P_0 N_0 \tau \left([\mathbf{A}_{0k,4}^0]_{kk} \text{tr}^2(\mathbf{R}_{0k}^0) + \sum_{t=1, t \neq k}^K [\mathbf{A}_{0k,4}^0]_{tt} \text{tr}(\mathbf{R}_{0k}^0 \mathbf{R}_{0t}^0) \right) \right), \quad k = 1, \dots, K, \quad (18)$$

$$\mathbf{A}_{lt,5}^l = \mathbf{A}_{lt,2}^l \mathbf{A}_{lt,1}^l \text{diag}(\text{tr}(\mathbf{R}_{01}^0), \dots, \text{tr}(\mathbf{R}_{0K}^0)) = \mathbf{A}_{lt,2}^l \mathbf{A}_{lt,1}^l \mathbf{R}_l,$$

$$l = 0, 1, \dots, L, \quad t = 1, \dots, K, \quad (19)$$

$$b_{0t,k}^0 = \left(P_0 \tau \text{tr}(\mathbf{R}_{0k}^0) [\mathbf{A}_{0t,5}^0]_{kk} \right)^2 \text{tr}(\mathbf{R}_{0k}^0 \mathbf{R}_{0t}^0) + P_0 \tau N_0 \text{tr}^3(\mathbf{R}_{0k}^0) \left([\mathbf{A}_{0t,5}^0]_{kk} \right)^2, \quad (20)$$

$$c_{lt,k}^l = P_I \tau N_0 \left(\sum_{p=1}^K [\mathbf{A}_{lt,5}^l]_{pp}^2 \text{tr}(\mathbf{R}_{lk}^0 \mathbf{R}_{lp}^l) \text{tr}(\mathbf{R}_{lp}^l) + \sum_{p=1}^K \sum_{m=1, m \neq p}^K [\mathbf{A}_{lt,5}^l]_{pp} [\mathbf{A}_{lt,5}^l]_{mm} \text{tr}(\mathbf{R}_{lp}^l \mathbf{R}_{lk}^0 \mathbf{R}_{lm}^l) \right). \quad (21)$$

Proof. Please refer to Appendix B. \square

Remark 5: Theorem 2 is a unified expression which is valid for arbitrary K and L and general correlated channels. Also, Theorem 2 indicates that when N_t tends to infinity, the impact of the active attack from the eavesdropper vanishes if the proposed joint uplink and downlink transmission approach is adopted.

Remark 6: Although the rigorous theoretical analysis in Theorem 2 requires that both N_t and T tend to infinity, our simulation results in Section V indicate that even for short packet communication (e.g., $T = 128$) and a finite number of transmit antennas (e.g., $N_t = 64$), the proposed joint uplink and downlink transmission approach is still able to provide a good secrecy performance under a strong pilot contamination attack.

Remark 7: It is important to note that the proposed scheme does not require joint channel estimation and data detection or an additional pilot sequence hopping mechanism. In fact, the uplink data only has to be exploited to generate matrix \mathbf{V}_{eq}^0 . Then, simply projecting the transmit signal along the eigenspace, \mathbf{V}_{eq}^0 , is enough to effectively combat the strong pilot contamination attack without any further computational

operations or extra resources.

IV. THE I.I.D. FADING CASE

In order to obtain more insightful results, in this section, we analyze the asymptotic achievable secrecy rate of massive MIMO systems for the i.i.d. fading case. For general multi-cell multi-user massive MIMO systems, we have the following theorem.

Theorem 3. *For multi-cell multi-user massive MIMO systems with i.i.d. fading where $\mathbf{R}_{lk}^p = \beta_{lk}^p \mathbf{I}_{N_t}$ ⁹, the asymptotic achievable secrecy sum-rate for the transmit signal design in (6) is given by*

$$R_{\text{sec, iid}} \xrightarrow{N_t \rightarrow \infty} \sum_{k=1}^K \log(1 + \bar{\gamma}_{k, \text{iid}}), \quad (22)$$

where

$$\bar{\gamma}_{k, \text{iid}} = \frac{P a_{1k, \text{iid}}}{N_{0d} + P \sum_{t=1, t \neq k}^K a_{2kt, \text{iid}} + P \sum_{l=1}^L \sum_{t=1}^K a_{3ktl, \text{iid}}}, \quad (23)$$

$$a_{1k, \text{iid}} = \frac{P_0 \tau (\beta_{0k}^0 N_t + \beta_{0k}^0 (K-1))^2 + N_0 (N_t \beta_{0k}^0 + (K-1) \beta_{0k}^0)}{P_0 \tau \beta_{0k}^0 (N_t + K-1) + K N_0}, \quad (24)$$

$$a_{2kt, \text{iid}} = \frac{P_0 \tau N_t \beta_{0k}^0 \beta_{0t}^0 + N_0 N_t \beta_{0k}^0}{(P_0 \tau \beta_{0t}^0 (N_t + K-1) + K N_0)}, \quad (25)$$

$$a_{3ktl, \text{iid}} = \frac{P_I \tau N_t \beta_{lk}^0 \beta_{lt}^0 + \beta_{lk}^0 N_0 \left(K + \frac{K(K-1)}{N_t} \right)}{P_I \tau \beta_{lt}^0 (N_t + K-1) + K N_0}. \quad (26)$$

Proof. The theorem can be proved by substituting $\mathbf{R}_{lk}^p = \beta_{lk}^p \mathbf{I}_{N_t}$ into (13) and performing some simplifications. \square

Remark 8: Theorem 3 indicates that the secrecy rate is a monotonically increasing function of the signal-to-noise ratio (SNR) $\text{SNR} = P/N_{0d}$ even in the presence of an active eavesdropper. This behaviour is in sharp contrast with the scheme proposed in [24, Theorem 3], for which the secrecy rate decreases for increasing SNR in the high SNR regime if all the available power at the BS is allocated to the information-carrying signals. For the proposed data-aided secure massive MIMO transmission, \mathbf{V}_{eq}^0 naturally forms an asymptotic orthogonal space to the eavesdropper's channel. As a result, the null space of the transmit correlation matrix of the eavesdropper's channel [24] is not essential anymore to combat the strong pilot contamination attack. The proposed joint uplink and downlink transmission scheme can guarantee reliable secure communication even for i.i.d. fading channels.

⁹It should be noted that here we do not require the channels of the eavesdropper to be i.i.d., i.e., $\mathbf{R}_{E,T}^l$ and $\mathbf{R}_{E,R}^l$ can be arbitrary matrices.

To provide more insights into the impact of the proposed scheme on secure communication in massive MIMO systems, we simplify the system model further to the single-cell single-user case. Based on Theorem 3 and [40, Corollary 1], we have the following corollary.

Corollary 1. *For a single-cell single-user system ($L = 0, K = 1$) with i.i.d. fading, the asymptotic achievable secrecy rate for the transmit signal design in (6) is given by*

$$R_{\text{sec, iid, single}} = \log \left(1 + \frac{PN_t\beta_{01}^0}{N_{0d}} + o(N_t) \right). \quad (27)$$

Proof. By setting $L = 0, K = 1$ in (22) and performing the asymptotic simplification, we have (27). \square

Remark 9: The asymptotic secrecy rate in (27) grows logarithmically with the number of transmit antennas. This is identical to the growth rate of the asymptotic rate for single-user massive MIMO systems without eavesdropper. This is in sharp contrast to the conclusions in [24, Theorem 9], where secure communication is unachievable for the single-cell single-user i.i.d. fading case for high pilot contamination attack powers. Corollary 1 reveals that by exploiting the uplink transmission data, we can find a promising solution that facilitates secure communication for i.i.d. fading massive MIMO systems with active eavesdropper.

V. NUMERICAL RESULTS

In this section, we present numerical results to evaluate the proposed scheme and the obtained analytical results. To the best of our knowledge, although there has been a large amount of research on active eavesdropping in the past few years [35–38], most of these schemes require some additional pilot signal protocol which is unknown to the eavesdropper to combat the pilot contamination attack. These schemes are not compatible with the assumptions in our paper, where the eavesdropper perfectly knows the desired users' exact pilot signal structure for each transmission. Hence, we compare the proposed scheme with matched filter precoding and AN generation (we refer to this design as MF-AN scheme) and the null space scheme in [24], which both also do not require a modified pilot protocol.

We define $\text{SNR} = P/N_{0d}$ and set $P_0 = P_1 = \dots = P_L$. Also, we define¹⁰ $\rho = P_e/(P_0K)$. We consider both correlated fading channels and i.i.d. fading channels. For correlated fading channels, a uniform linear

¹⁰It should be noted that the eavesdropper attacks the K users simultaneously. For each user, the pilot contamination attack power is P_e/K . Hence, we define $\rho = P_e/(P_0K)$.

TABLE I: Main parameters used in simulations.

Parameter	Description	Parameter	Description
L	Number of adjacent cells	K	Number of users in each cell
N_t	Number of antennas at the BS	T	Coherence time of the channel
τ	Pilot signal length	P_0	Uplink pilot signal power of the user
N_0	Uplink noise power	P_e	Uplink pilot signal power of the eavesdropper
ρ	$P_e/(P_0 K)$	SNR	Downlink signal-to-noise ratio
θ_b	AoA	$\bar{\theta}$	Mean channel AoAs
σ	Angular spread	β	Power normalization factor for transmit correlation matrices in adjacent cells
β_{lk}^l	Large-scale fading (i.i.d.)	N_e	Number of antennas at the eavesdropper

array is used at the BS with half a wavelength antenna spacing. The angle of arrival (AoA) interval is $\mathcal{A} = [-\theta_b, \theta_b]$. The channel power angle spectrum is modeled as a truncated Laplacian distribution [41]

$$p(\theta) = \frac{1}{\sqrt{2}\sigma(1 - e^{-\sqrt{2}\pi/\sigma})} e^{-\frac{\sqrt{2}\|\theta - \bar{\theta}\|}{\sigma}}, \quad (28)$$

where σ and $\bar{\theta}$ are the angular spread and the mean AoA of the channel, respectively. The angular spread σ in (28) is assumed to be identical for the channels of all users and the eavesdropper and is set to be $\sigma = \pi/2$. The mean channel AoAs, $\bar{\theta}$, of all users and the eavesdropper in (28) are generated at random. Based on [41, Eq. (3.14)], we generate the channel transmit correlation matrices of all users, \mathbf{R}_{lk}^p , and the eavesdropper, $\mathbf{R}_{E,T}^l$. Moreover, we impose a channel power normalization such that the trace of the channel transmit correlation matrix between a user and the BS in its own cell and between a user and the BSs in the other cells are equal to N_t and βN_t , respectively. We set $\beta = 0.1$. The receive correlation matrices of the eavesdropper, $\mathbf{R}_{E,R}^l$, are generated using the exponential correlation model $[\mathbf{R}_{E,R}^l]_{i,j} = \varphi^{|i-j|}$, $\varphi \in (0, 1)$, where φ is generated at random. For i.i.d. fading channels, we set $\mathbf{R}_{lk}^l = \beta_{lk}^l \mathbf{I}_{N_t}$, $\mathbf{R}_{lk}^p = \beta_{lk}^p \mathbf{I}_{N_t}$, $\mathbf{R}_{E,T}^l = \beta_e^l \mathbf{I}_{N_t}$, and $\mathbf{R}_{E,R}^l = \mathbf{I}_{N_e}$. Here, we set $\beta_{lk}^l = 1$ and $\beta_{lk}^p = 0.1$, $k = 1, \dots, K$, $l = 1, \dots, L$, $p = 1, \dots, L, p \neq l$. Also, we set $\beta_e^0 = 1$ and $\beta_e^l = 0.1$, $l = 2, \dots, L$. Throughout this section, we assume $N_e = 2$. Table I and II summarize the main parameters used in the simulations and their default values used in each figure.

Figure 2 shows the normalized mean squared error (MSE) $\sum_{k=1}^K \|\hat{\mathbf{h}}_{eq,0k} - \mathbf{V}_{eq}^0 \mathbf{h}_{0k}^0\|^2 / \|\mathbf{V}_{eq}^0 \mathbf{h}_{0k}^0\|^2$ versus (vs.) T for the MMSE estimation scheme in Theorem 1 for $L = 3$, $K = 5$, $N_t = 128$, $\rho = 0$ dB, $\tau = 64$, $N_0 = 1$, correlated fading with $\theta_b = \pi$, and different P_0 . We observe from Figure 2 that the MSE is below 10^{-3} for all considered P_0 and T . This demonstrates that the proposed data-aided estimation

TABLE II: Default values of main parameters in simulations.

Parameter	Fig. 2	Fig. 3	Fig. 4	Fig. 5	Fig. 6	Fig. 7
L	3	3	0	3	3	3
K	5	5	1	5	5	5
N_t	128	128, 64	64–644	128	128	128
T	128–1024	1024	$16 N_t$	128, 1024	128, 1024	1024
τ	64	64	64	8, 64	8, 64	8
P_0	1, 10, 100	10	10	10	10	10
N_0	1	1	1	1	1	1
ρ	1 dB	20 dB	20 dB	0–20 dB	0–20 dB	10 dB
SNR	None	-20–26 dB	10, 20 dB	20 dB	20 dB	15 dB
θ_b	π	π	None	π	None	$\pi/20-\pi$
$\bar{\theta}$	Random	Random	None	Random	None	Random
σ	$\pi/2$	$\pi/2$	None	$\pi/2$	None	$\pi/2$
β	0.1	0.1	None	0.1	0.1	0.1
β_{lk}^l	1, 0.1	1, 0.1	1	1, 0.1	1, 0.1	1, 0.1
N_e	2	2	2	2	2	2

method is an effective approach to distinguish the actual channel of each user from the eavesdropper's channel under the pilot contamination attack.

Figure 3 shows the secrecy rate performance vs. SNR for the proposed scheme for $L = 3$, $K = 5$, $T = 1024$, $\tau = 64$, $\rho = 20$ dB, $P_0 = 10$, $N_0 = 1$, correlated fading with $\theta_b = \pi$, and different N_t . We observe from Figure 3 that the asymptotic secrecy rates in Theorem 2 provide a good approximation for the exact secrecy rates. The accuracy of the approximation increases with the number of transmit antennas as expected. Also, we observe from Figure 3 that the secrecy rate is a monotonically increasing function of the SNR even under a strong pilot contamination attack.

Figure 4 shows the secrecy rate performance of the proposed scheme vs. N_t for $L = 0$, $K = 1$, $\rho = 20$ dB, $P_0 = 10$, $N_0 = 1$, i.i.d. fading, and different SNRs. We set $\tau = 64$ and $T = 16N_t$. We observe from Figure 4 that the secrecy rates scale logarithmically with the number of transmit antennas, as predicted by Corollary 1. Figure 4 also shows that the theoretical secrecy rates provide good approximations for the exact secrecy rates for the i.i.d. fading case.

Figure 5 shows the exact secrecy rate performance vs. ρ for the proposed scheme and the null space (NS) scheme [24] for $L = 3$, $K = 5$, $N_t = 128$, $\rho = 20$ dB, $P_0 = 10$, $N_0 = 1$, SNR = 20 dB, correlated

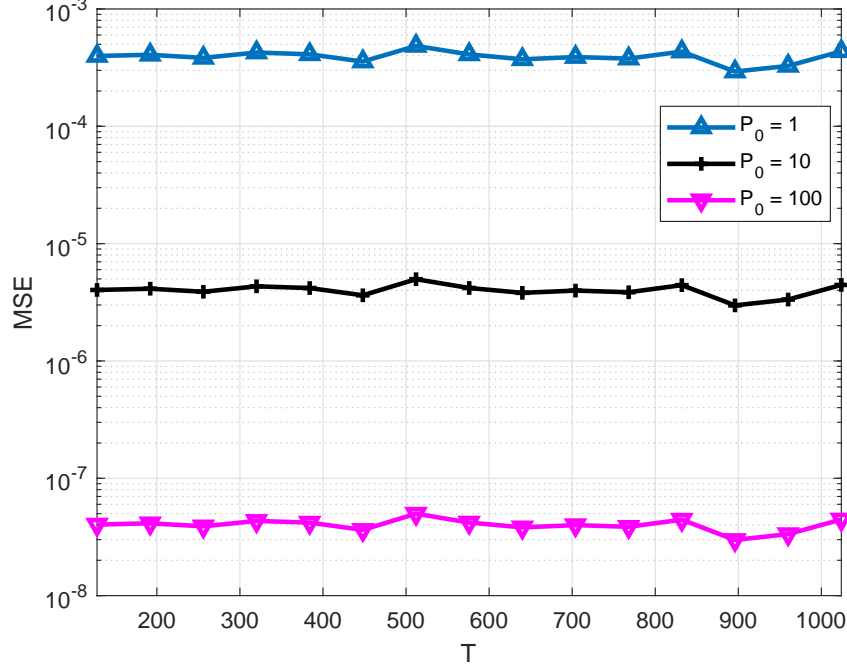


Fig. 2: MSE vs. T for $L = 3$, $K = 5$, $N_t = 128$, $\rho = 1$ dB, $\tau = 64$, $N_0 = 1$, correlated fading with $\theta_b = \pi$, and different P_0 .

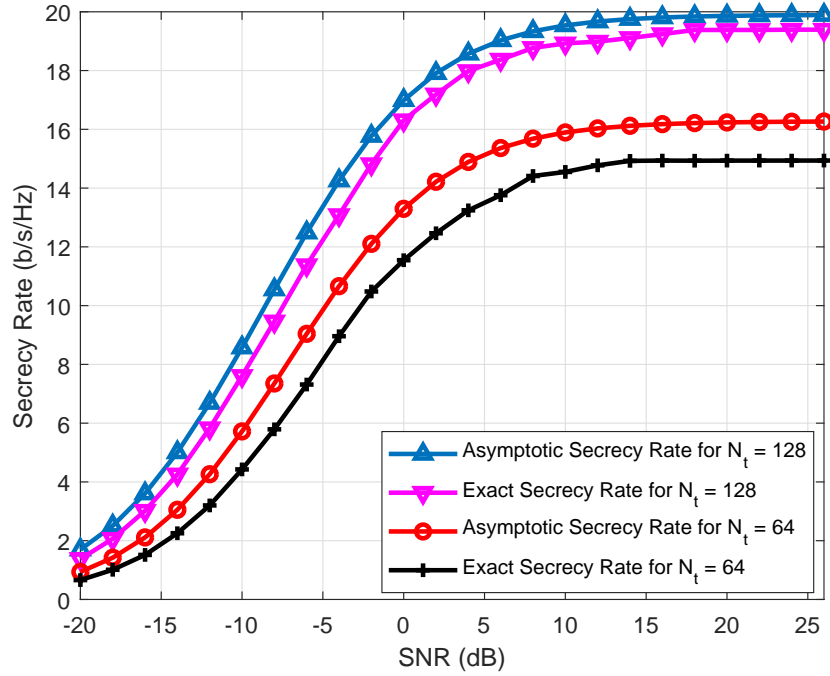


Fig. 3: Secrecy rate vs. SNR for $L = 3$, $K = 5$, $T = 1024$, $\tau = 64$, $\rho = 20$ dB, $P_0 = 10$, $N_0 = 1$, correlated fading with $\theta_b = \pi$, and different N_t .

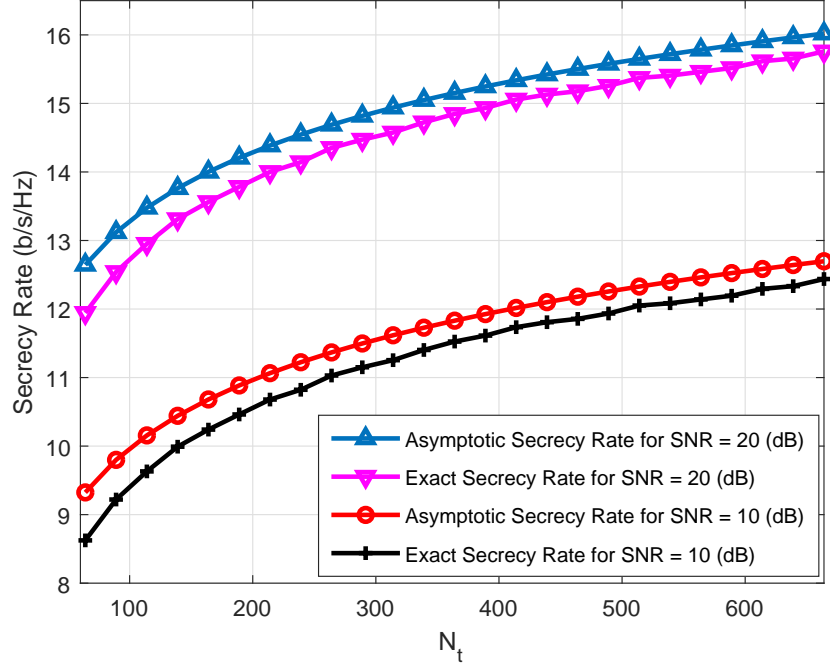


Fig. 4: Secrecy rate vs. N_t for $L = 0$, $K = 1$, $\rho = 20$ dB, $P_0 = 10$, $N_0 = 1$, i.i.d. fading, and different SNRs.

fading with $\theta_b = \pi$, and different T . We observe from Figure 5 that even for short packet communication when $T = 128$, the proposed scheme can achieve an obvious secrecy performance gain compared to the null space scheme. Also, we observe from Figure 5 that when the power of the active attack is strong, the null space scheme maintains an almost constant secrecy rate. However, as ρ increases, the gap between $P_0 \mathbf{R}_{0k}^0$ and $P_e \Lambda_i$ increases. Therefore, the secrecy rates of the proposed scheme increase with ρ . Moreover, Figure 5 reveals that increasing T is beneficial for the secrecy performance of the proposed scheme.

Figure 6 shows the exact secrecy rate performance vs. ρ for the proposed scheme and the MF-AN scheme [24] for $L = 3$, $K = 5$, $N_t = 128$, $\rho = 20$ dB, $P_0 = 10$, $N_0 = 1$, SNR = 20 dB, i.i.d. fading, and different T . We observe from Figure 6 that when the power of the active attack is strong, the MF-AN scheme cannot provide a non-zero secrecy rate. However, our proposed scheme performs well in the entire considered range of ρ . When the power of the active attack is close to the power of the desired user's pilot signal where ρ is small, the asymptotic estimation error in Theorem 1 increases. As a result, our proposed scheme suffers a slight performance loss comparing to the MF-AN scheme.

Figure 7 shows the exact secrecy rate performance vs. θ_b for the proposed scheme, the null space scheme, and the MF-AN scheme for $L = 3$, $K = 5$, $N_t = 128$, $T = 1024$, $\tau = 64$, $\rho = 10$ dB, $P_0 = 10$,

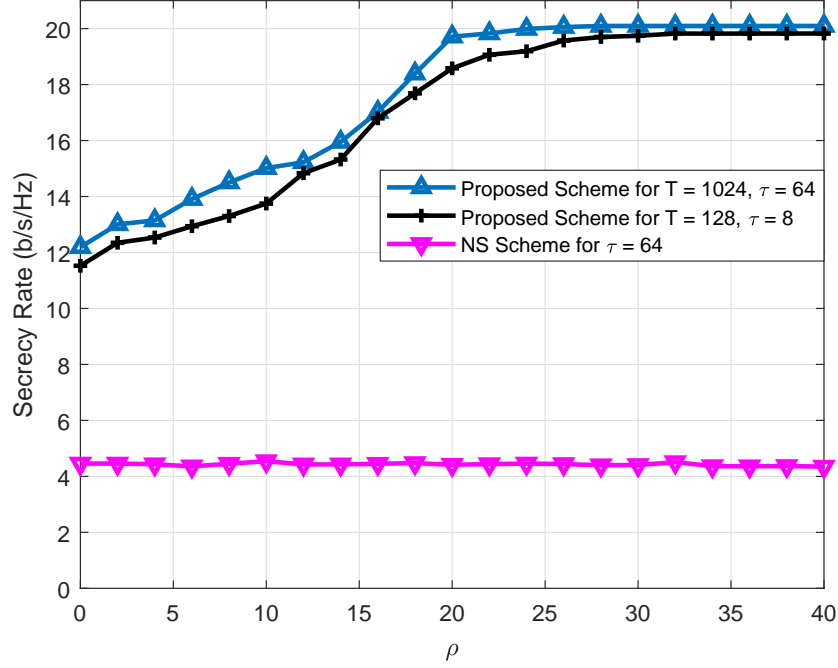


Fig. 5: Secrecy rate vs. ρ for $L = 3$, $K = 5$, $N_t = 128$, $P_0 = 10$, $N_0 = 1$, SNR = 20 dB, correlated fading with $\theta_b = \pi$, different schemes, and different T .

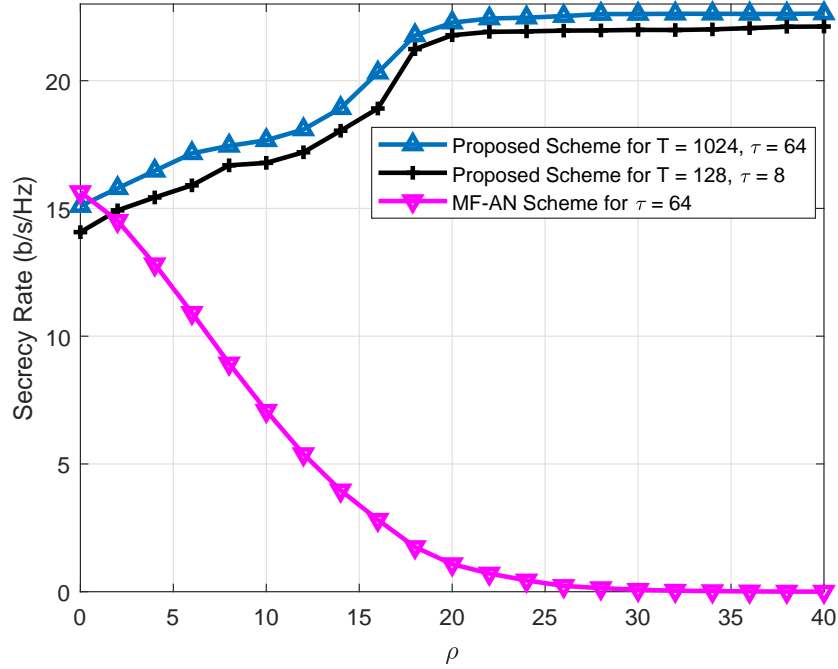


Fig. 6: Secrecy rate vs. ρ for $L = 3$, $K = 5$, $N_t = 128$, $P_0 = 10$, $N_0 = 1$, SNR = 20 dB, i.i.d. fading, different schemes, and different T .

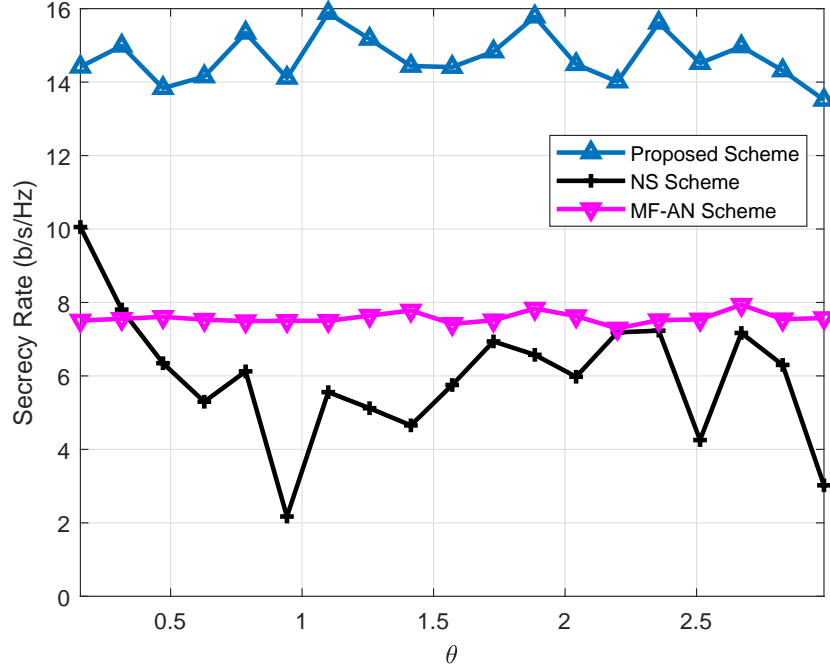


Fig. 7: Secrecy rate vs. θ_b for $L = 3$, $K = 5$, $N_t = 128$, $T = 1024$, $\tau = 64$, $\rho = 10$ dB, $P_0 = 10$, $N_0 = 1$, SNR = 15 dB, correlated fading, and different schemes.

$N_0 = 1$, SNR = 15 dB, and correlated fading. It should be noted that the rank of the correlation matrix generated by (28) decreases as θ_b decreases. This means when θ_b is small, the channel is highly correlated. We observe from Figure 7 that the proposed scheme provides the best secrecy performance throughout the entire considered range of θ_b . Also, we observe from Figure 7 that a small value of θ_b is beneficial for the null space scheme since the rank of the eavesdropper's transmit correlation matrix is low.

VI. CONCLUSIONS

In this paper, we have proposed a data-aided secure transmission scheme for general correlated fading channels and multi-cell multi-user massive MIMO systems which are under a strong active attack. We exploit the received uplink data signal for joint uplink channel estimation and secure downlink data transmission. We show analytically that when the number of transmit antennas and the length of the data vector both approach infinity, decreasing (instead of increasing) the desired user's pilot signal power to generate an obvious gap to the eavesdropper's pilot signal power could be an effective approach for distinguishing the desired user's and the eavesdropper's channels. Based on this, we propose an effective approach to eliminate the impact of an active pilot contamination attack. For the proposed data-

aided secure downlink transmission scheme, we obtain a general asymptotic achievable secrecy sum-rate expression. Interestingly, we reveal that for the special case of the classical MIMO wiretap channel, the obtained expression exhibits the same scaling law as the achievable rate of a single-user massive MIMO system without eavesdropping. Numerical results validate our theoretical analysis and demonstrate the effectiveness of the proposed scheme to mitigate strong active attacks compared to matched filter precoding with artificial noise generation and a null space based scheme.

APPENDIX A

PROOF OF THEOREM 1

We define $\mathbf{\Omega}_0 = [\boldsymbol{\omega}_1, \dots, \boldsymbol{\omega}_K]^T$, $\mathbf{D}_0 = \sqrt{P_0} [\mathbf{d}_{01}, \dots, \mathbf{d}_{0K}]^T$, $\mathbf{\Omega}_L = [\sqrt{P_1}\mathbf{\Omega}_0^T, \dots, \sqrt{P_L}\mathbf{\Omega}_0^T]^T$, $\mathbf{D}_L = [\sqrt{P_1}\mathbf{d}_{11}, \dots, \sqrt{P_1}\mathbf{d}_{1K}, \dots, \sqrt{P_L}\mathbf{d}_{L1}, \dots, \sqrt{P_L}\mathbf{d}_{LK}]^T$, $\mathbf{X}_0 = [\sqrt{P_0}\mathbf{\Omega}_0 \quad \mathbf{D}_0]$, $\mathbf{X}_I = [\mathbf{\Omega}_L \quad \mathbf{D}_L]$, $\mathbf{X}_e = \left[\sqrt{\frac{P_e}{KN_e}} \sum_{k=1}^K \mathbf{W}_k \quad \sqrt{\frac{P_e}{N_e}} \mathbf{A} \right]$.

Based on (1) and (2), the received signal \mathbf{Y}_0 can be re-expressed as

$$\mathbf{Y}_0 = \mathbf{H}_0\mathbf{X}_0 + \mathbf{H}_I\mathbf{X}_I + \mathbf{H}_e^0\mathbf{X}_e + \mathbf{N} \quad (29)$$

where $\mathbf{N} = [\mathbf{N}_p^0 \quad \mathbf{N}_d^0]$.

For massive MIMO with correlated fading, when $N_t \rightarrow \infty$, we have

$$\frac{1}{N_t} \mathbf{H}_0^H \mathbf{H}_0 = \frac{1}{N_t} \begin{bmatrix} (\mathbf{h}_{01}^0)^H \mathbf{h}_{01}^0 & \dots & (\mathbf{h}_{0K}^0)^H \mathbf{h}_{01}^0 \\ \vdots & \ddots & \vdots \\ (\mathbf{h}_{01}^0)^H \mathbf{h}_{0K}^0 & \dots & (\mathbf{h}_{0K}^0)^H \mathbf{h}_{0K}^0 \end{bmatrix}. \quad (30)$$

Based on [40, Corollary 1], we obtain

$$\frac{1}{N_t} \mathbf{H}_0^H \mathbf{H}_0 \xrightarrow{N_t \rightarrow \infty} \frac{1}{N_t} \begin{bmatrix} \text{tr}(\mathbf{R}_{01}^0) & \mathbf{0} & \dots & \mathbf{0} \\ \mathbf{0} & \ddots & \ddots & \vdots \\ \vdots & \ddots & \ddots & \mathbf{0} \\ \mathbf{0} & \dots & \mathbf{0} & \text{tr}(\mathbf{R}_{0K}^0) \end{bmatrix} = \frac{1}{N_t} \mathbf{R}_0. \quad (31)$$

Similarly, we have

$$\frac{1}{N_t} \mathbf{H}_I^H \mathbf{H}_I \xrightarrow{N_t \rightarrow \infty} \frac{1}{N_t} \begin{bmatrix} \text{tr}(\mathbf{R}_{11}^0) & \mathbf{0} & \dots & \mathbf{0} \\ \mathbf{0} & \ddots & \ddots & \vdots \\ \vdots & \ddots & \ddots & \mathbf{0} \\ \mathbf{0} & \dots & \mathbf{0} & \text{tr}(\mathbf{R}_{LK}^0) \end{bmatrix} = \frac{1}{N_t} \mathbf{R}_I. \quad (32)$$

Also, based on [42, Eq. (102)], we have

$$\begin{aligned}
\frac{1}{N_t} [\mathbf{H}_e^H \mathbf{H}_e]_{ij} &= \frac{1}{N_t} (\mathbf{h}_{E,i}^0)^H \mathbf{h}_{E,j}^0 \\
&= \mathbf{e}_i^H (\mathbf{R}_{E,R}^0)^{1/2} (\mathbf{G}_E^0)^H (\mathbf{R}_{E,T}^0)^{1/2} (\mathbf{R}_{E,T}^0)^{1/2} \mathbf{G}_E^0 (\mathbf{R}_{E,R}^0)^{1/2} \mathbf{e}_j^H \\
&= \text{tr} \left(\mathbf{e}_i^H (\mathbf{R}_{E,R}^0)^{1/2} (\mathbf{G}_E^0)^H (\mathbf{R}_{E,T}^0)^{1/2} (\mathbf{R}_{E,T}^0)^{1/2} \mathbf{G}_E^0 (\mathbf{R}_{E,R}^0)^{1/2} \mathbf{e}_j \right) \\
&\stackrel{N_t \rightarrow \infty}{\rightarrow} \frac{1}{N_t} \text{tr} \left((\mathbf{R}_{E,R}^0)^{1/2} \mathbf{e}_j \mathbf{e}_i^H (\mathbf{R}_{E,R}^0)^{1/2} \right) \text{tr} (\mathbf{R}_{E,T}^0) \\
&= \frac{1}{N_t} \{ \mathbf{R}_{E,R}^0 \}_{ij} \text{tr} (\mathbf{R}_{E,T}^0)
\end{aligned} \tag{33}$$

where $\mathbf{h}_{E,i}^0$ denotes the i th column of matrix \mathbf{H}_e , $\mathbf{G}_E^0 \sim \mathcal{CN}(\mathbf{I}_{N_t} \otimes \mathbf{I}_{N_e})$, and \mathbf{e}_i is a $N_t \times 1$ vector with the i th element being one and the other elements being zero.

As a result, we have

$$\frac{1}{N_t} \mathbf{H}_e^H \mathbf{H}_e \stackrel{N_t \rightarrow \infty}{\rightarrow} \frac{1}{N_t} \mathbf{R}_{E,R}^0 \text{tr} (\mathbf{R}_{E,T}^0) = \frac{1}{N_t} \mathbf{R}_E. \tag{34}$$

When $T \rightarrow \infty$, based on [40, Corollary 1], we have

$$\frac{1}{T} \mathbf{X}_0 \mathbf{X}_0^H \stackrel{T \rightarrow \infty}{\rightarrow} P_0 \mathbf{I}_K, \quad \frac{1}{T} \mathbf{X}_I \mathbf{X}_I^H \stackrel{T \rightarrow \infty}{\rightarrow} P_I \mathbf{I}_{LK}, \quad \frac{1}{T} \mathbf{X}_e \mathbf{X}_e^H \stackrel{T \rightarrow \infty}{\rightarrow} P_e \mathbf{I}_{N_e}. \tag{35}$$

Then, we obtain

$$\begin{aligned}
&\frac{1}{N_t T} \mathbf{Y} \mathbf{Y}^H \stackrel{N_t \rightarrow \infty, T \rightarrow \infty}{\rightarrow} \frac{1}{N_t T} \mathbf{H}_0 \mathbf{X}_0 \mathbf{X}_0^H \mathbf{H}_0^H + \frac{1}{N_t T} \mathbf{H}_I \mathbf{X}_I \mathbf{X}_I^H \mathbf{H}_I^H + \frac{1}{N_t T} \mathbf{H}_e \mathbf{X}_e \mathbf{X}_e^H \mathbf{H}_e^H + \frac{N_0}{N_t} \mathbf{I}_{N_t} \\
&= \frac{1}{N_t} \begin{bmatrix} \mathbf{U}_W & \mathbf{H}_I \mathbf{R}_I^{-1/2} & \mathbf{H}_e \mathbf{R}_E^{-1/2} & \mathbf{H}_0 \mathbf{R}_0^{-1/2} \end{bmatrix} \\
&\begin{bmatrix} N_0 \mathbf{I}_{N_t-M} & \mathbf{0} & \cdots & \mathbf{0} \\ \mathbf{0} & \frac{\mathbf{R}_I^{1/2} \mathbf{X}_I \mathbf{X}_I^H \mathbf{R}_I^{1/2}}{T} + N_0 \mathbf{I}_{(L-1)K} & \ddots & \vdots \\ \vdots & \ddots & \frac{\mathbf{R}_E^{1/2} \mathbf{X}_e \mathbf{X}_e^H \mathbf{R}_E^{1/2}}{T} + N_0 \mathbf{I}_{N_e} & \mathbf{0} \\ \mathbf{0} & \cdots & \mathbf{0} & \frac{\mathbf{R}_0^{1/2} \mathbf{X}_0 \mathbf{X}_0^H \mathbf{R}_0^{1/2}}{T} + N_0 \mathbf{I}_K \end{bmatrix} \begin{bmatrix} \mathbf{U}_W^H \\ \mathbf{R}_I^{-1/2} \mathbf{H}_I^H \\ \mathbf{R}_E^{-1/2} \mathbf{H}_e^H \\ \mathbf{R}_0^{-1/2} \mathbf{H}_0^H \end{bmatrix}.
\end{aligned} \tag{36}$$

Based on [40, Corollary 1], we obtain from (36)

$$\begin{aligned}
&\frac{1}{N_t T} \mathbf{Y} \mathbf{Y}^H \stackrel{N_t \rightarrow \infty, T \rightarrow \infty}{\rightarrow} \frac{1}{N_t} \begin{bmatrix} \mathbf{U}_W & \mathbf{H}_I \mathbf{R}_I^{-1/2} & \mathbf{H}_e \mathbf{R}_E^{-1/2} & \mathbf{H}_0 \mathbf{R}_0^{-1/2} \end{bmatrix} \\
&\begin{bmatrix} N_0 \mathbf{I}_{N_t-M} & \mathbf{0} & \cdots & \mathbf{0} \\ \mathbf{0} & P_I \mathbf{R}_I + N_0 \mathbf{I}_{LK} & \ddots & \vdots \\ \vdots & \ddots & P_e \mathbf{R}_e + N_0 \mathbf{I}_{N_e} & \mathbf{0} \\ \mathbf{0} & \cdots & \mathbf{0} & P_0 \mathbf{R}_0 + N_0 \mathbf{I}_K \end{bmatrix} \begin{bmatrix} \mathbf{U}_W^H \\ \mathbf{R}_I^{-1/2} \mathbf{H}_I^H \\ \mathbf{R}_E^{-1/2} \mathbf{H}_e^H \\ \mathbf{R}_0^{-1/2} \mathbf{H}_0^H \end{bmatrix}.
\end{aligned} \tag{37}$$

Now, we re-write (37) as

$$\frac{1}{N_t T} \mathbf{Y} \mathbf{Y}^H \xrightarrow{N_t \rightarrow \infty, T \rightarrow \infty} = \frac{1}{N_t} \begin{bmatrix} \mathbf{U}_W & \mathbf{H}_I \mathbf{R}_I^{-1/2} & \mathbf{H}_e \mathbf{R}_E^{-1/2} \mathbf{U}_E & \mathbf{H}_0 \mathbf{R}_0^{-1/2} \\ N_0 \mathbf{I}_{N_t-M} & \mathbf{0} & \dots & \mathbf{0} \\ \mathbf{0} & P_I \mathbf{R}_I + N_0 \mathbf{I}_{(L-1)K} & \ddots & \vdots \\ \vdots & \ddots & P_e \mathbf{A}_e + N_0 \mathbf{I}_{N_e} & \mathbf{0} \\ \mathbf{0} & \dots & \mathbf{0} & P_0 \mathbf{R}_0 + N_0 \mathbf{I}_K \end{bmatrix} \begin{bmatrix} \mathbf{U}_W^H \\ \mathbf{R}_I^{-1/2} \mathbf{H}_I^H \\ \mathbf{U}_E^H \mathbf{R}_E^{-1/2} \mathbf{H}_e^H \\ \mathbf{R}_0^{-1/2} \mathbf{H}_0^H \end{bmatrix}. \quad (38)$$

We define

$$\mathbf{U}_Y = \begin{bmatrix} \mathbf{U}_W & \mathbf{H}_I \mathbf{R}_I^{-1/2} & \mathbf{H}_e \mathbf{R}_E^{-1/2} & \mathbf{H}_0 \mathbf{R}_0^{-1/2} \end{bmatrix} \quad (39)$$

where $\mathbf{U}_W \in \mathbb{C}^{N_t \times (N_t-M)}$ has orthogonal columns.

Based on (31)–(34), we know

$$\frac{1}{N_t} \mathbf{U}_Y^H \mathbf{U}_Y \xrightarrow{N_t \rightarrow \infty} \mathbf{I}_{N_t}. \quad (40)$$

From (36)–(40), we know that for $T \rightarrow \infty$, $N_t \rightarrow \infty$, \mathbf{U}_Y is the right singular matrix of \mathbf{Y}_0 . Therefore, we obtain

$$\mathbf{Z}_{0p} = \frac{1}{\sqrt{T N_t}} (\mathbf{V}_{eq}^0)^H \mathbf{Y}_p^0 \xrightarrow{N_t \rightarrow \infty} \frac{1}{\sqrt{T N_t}} (\mathbf{V}_{eq}^0)^H \sqrt{P_0} \mathbf{\Omega}_0 \mathbf{X}_0 + \frac{1}{\sqrt{T N_t}} (\mathbf{V}_{eq}^0)^H \mathbf{N}_p^0. \quad (41)$$

Define $\mathbf{z} = \text{vec}(\mathbf{Z}_{0p})$, where \mathbf{Z}_{0p} is defined in Theorem 1. From (41), we can re-express the equivalent received signal during the pilot transmission phase as follows

$$\mathbf{z} = \sqrt{P_0} \sum_{t=1}^K (\boldsymbol{\omega}_t \otimes \mathbf{I}_K) \mathbf{h}_{eq,0t} + \mathbf{n} \quad (42)$$

where

$$\mathbf{n} = \begin{bmatrix} (\mathbf{V}_{eq}^0)^H \mathbf{n}_{p1}^0 \\ \vdots \\ (\mathbf{V}_{eq}^0)^H \mathbf{n}_{p\tau}^0 \end{bmatrix} \quad (43)$$

and \mathbf{n}_{pt}^0 in (43) is the t th column of \mathbf{N}_p^0 .

Based on (42), the MMSE estimate of $\mathbf{h}_{eq,0k}$ is given by

$$\begin{aligned} \hat{\mathbf{h}}_{eq,0k} &= \sqrt{P_0} \mathbf{V}_0 \mathbf{R}_{0k}^0 \mathbf{V}_0^H (\boldsymbol{\omega}_k \otimes \mathbf{I}_K)^H \left(N_0 \mathbf{I}_{K\tau} + P_0 \sum_{t=1}^K (\boldsymbol{\omega}_k \otimes \mathbf{I}_K) \mathbf{V}_0 \mathbf{R}_{0t}^0 \mathbf{V}_0^H (\boldsymbol{\omega}_k \otimes \mathbf{I}_K)^H \right)^{-1} \mathbf{z} \\ &= \sqrt{P_0} \mathbf{V}_0 \mathbf{R}_{0k}^0 \mathbf{V}_0^H (N_0 \mathbf{I}_K + \tau P_0 \mathbf{V}_0 \mathbf{R}_{0k}^0 \mathbf{V}_0^H)^{-1} \left(\sqrt{P_0} \tau \mathbf{h}_{eq,0k} + (\boldsymbol{\omega}_k \otimes \mathbf{I}_K)^H \mathbf{n} \right). \end{aligned} \quad (44)$$

For the noise term in (44), we have

$$\begin{aligned} (\boldsymbol{\omega}_k \otimes \mathbf{I}_K)^H \mathbf{n} &= (\mathbf{V}_{eq}^0)^H \sum_{t=1}^{\tau} \omega_{kt}^* \mathbf{n}_{pt}^0 \\ &= (\mathbf{V}_{eq}^0)^H \tilde{\mathbf{n}}_{eq} = \mathbf{n}_{eq} \end{aligned} \quad (45)$$

where ω_{kt} is the t th element of $\boldsymbol{\omega}_k$.

Combining (44) and (45) completes the proof.

APPENDIX B

PROOF OF THEOREM 2

From (37), we know

$$(\mathbf{V}_{eq}^0)^H = \mathbf{H}_0 \mathbf{R}_0^{-1/2} = [\mathbf{h}_{01}^0, \dots, \mathbf{h}_{0K}^0] \mathbf{R}_0^{-1/2}, \quad (46)$$

$$(\mathbf{V}_{eq}^l)^H = \mathbf{H}_l \mathbf{R}_l^{-1/2} = [\mathbf{h}_{01}^0, \dots, \mathbf{h}_{0K}^0] \mathbf{R}_l^{-1/2}. \quad (47)$$

First, we consider

$$|g_{0k,k}^0|^2 = \frac{P (\mathbf{h}_{0k}^0)^H (\mathbf{V}_{eq}^l)^H \hat{\mathbf{h}}_{eq,0k} \hat{\mathbf{h}}_{eq,0k}^H \mathbf{V}_{eq}^l \mathbf{h}_{0k}^0}{\|\hat{\mathbf{h}}_{eq,0k}\|^2}. \quad (48)$$

Based on (4), we have

$$\begin{aligned} \|\hat{\mathbf{h}}_{eq,0k}\|^2 &= P_0 \left(\sqrt{P_0} \tau \mathbf{V}_{eq}^0 \mathbf{h}_{0k}^0 + \mathbf{V}_{eq}^0 \tilde{\mathbf{n}}_{eq} \right)^H \left(N_0 \mathbf{I}_K + \tau P_0 \mathbf{V}_{eq}^0 \mathbf{R}_{0k}^0 (\mathbf{V}_{eq}^0)^H \right)^{-1} \mathbf{V}_{eq}^0 \mathbf{R}_{0k}^0 (\mathbf{V}_{eq}^0)^H \\ &\quad \times \mathbf{V}_{eq}^0 \mathbf{R}_{0k}^0 (\mathbf{V}_{eq}^0)^H \left(N_0 \mathbf{I}_K + \tau P_0 \mathbf{V}_{eq}^0 \mathbf{R}_{0k}^0 (\mathbf{V}_{eq}^0)^H \right)^{-1} \left(\sqrt{P_0} \tau \mathbf{V}_{eq}^0 \mathbf{h}_{0k}^0 + \mathbf{V}_{eq}^0 \tilde{\mathbf{n}}_{eq} \right). \end{aligned} \quad (49)$$

Based on (46) and [40, Corollary 1], we have

$$\begin{aligned} \frac{1}{N_t} \mathbf{V}_{eq}^0 \mathbf{R}_{0k}^0 (\mathbf{V}_{eq}^0)^H &= \frac{1}{N_t} \mathbf{R}_0^{-1/2} [\mathbf{h}_{01}^0, \dots, \mathbf{h}_{0K}^0]^H \mathbf{R}_{0k}^0 [\mathbf{h}_{01}^0, \dots, \mathbf{h}_{0K}^0] \mathbf{R}_0^{-1/2} \\ &\stackrel{N_t \rightarrow \infty}{\rightarrow} \frac{1}{N_t} \mathbf{R}_0^{-1/2} \text{diag} \left(\text{tr}(\mathbf{R}_{01}^0 \mathbf{R}_{0k}^0), \dots, \text{tr}((\mathbf{R}_{0k}^0)^2), \dots, \text{tr}(\mathbf{R}_{01}^0 \mathbf{R}_{0K}^0) \right) \mathbf{R}_0^{-1/2} \\ &= \frac{1}{N_t} \text{diag} \left(\frac{\text{tr}(\mathbf{R}_{01}^0 \mathbf{R}_{0k}^0)}{\text{tr}(\mathbf{R}_{01}^0)} \dots \frac{\text{tr}((\mathbf{R}_{0k}^0)^2)}{\text{tr}(\mathbf{R}_{0k}^0)} \dots \frac{\text{tr}(\mathbf{R}_{0k}^0 \mathbf{R}_{0K}^0)}{\text{tr}(\mathbf{R}_{0K}^0)} \right) = \mathbf{A}_{0k,1}^0. \end{aligned} \quad (50)$$

By substituting (50) into (49) and simplifying, we have

$$\begin{aligned} \frac{1}{N_t} \|\hat{\mathbf{h}}_{eq,0k}\|^2 &= \frac{1}{N_t} P_0 \left(\sqrt{P_0} \tau \mathbf{V}_{eq}^0 \mathbf{h}_{0k}^0 + \mathbf{V}_{eq}^0 \tilde{\mathbf{n}}_{eq} \right)^H \mathbf{A}_{0k,3}^0 \left(\sqrt{P_0} \tau \mathbf{V}_{eq}^0 \mathbf{h}_{0k}^0 + \mathbf{V}_{eq}^0 \tilde{\mathbf{n}}_{eq} \right) \\ &\stackrel{N_t \rightarrow \infty}{\rightarrow} \frac{1}{N_t} P_0 \left(P_0 \tau^2 (\mathbf{h}_{0k}^0)^H (\mathbf{V}_{eq}^0)^H \mathbf{A}_{0k,3}^0 \mathbf{h}_{0k}^0 + (\tilde{\mathbf{n}}_{eq})^H (\mathbf{V}_{eq}^0)^H \mathbf{A}_{0k,3}^0 \mathbf{V}_{eq}^0 \tilde{\mathbf{n}}_{eq} \right), \end{aligned} \quad (51)$$

where $\mathbf{A}_{0k,3}^0$ is defined in (16).

For the first term on the right hand side of (51), we obtain

$$\begin{aligned} &\frac{1}{N_t} (\mathbf{h}_{0k}^0)^H (\mathbf{V}_{eq}^0)^H \mathbf{A}_{0k,3}^0 \mathbf{V}_{eq}^0 \mathbf{h}_{0k}^0 \\ &= \frac{1}{N_t} (\mathbf{h}_{0k}^0)^H [\mathbf{h}_{01}^0, \dots, \mathbf{h}_{0K}^0] \mathbf{R}_0^{-1/2} \mathbf{A}_{0k,3}^0 \mathbf{R}_0^{-1/2} [\mathbf{h}_{01}^0, \dots, \mathbf{h}_{0K}^0]^H \mathbf{h}_{0k}^0 \\ &= \frac{1}{N_t} \left[\sum_{t=1, t \neq k}^K (\mathbf{h}_{0k}^0)^H \mathbf{h}_{0t}^0 [\mathbf{A}_{0k,4}^0]_{tt} (\mathbf{h}_{0t}^0)^H \mathbf{h}_{0k}^0 + (\mathbf{h}_{0k}^0)^H \mathbf{h}_{0k}^0 [\mathbf{A}_{0k,4}^0]_{kk} (\mathbf{h}_{0k}^0)^H \mathbf{h}_{0k}^0 \right], \end{aligned} \quad (52)$$

where $\mathbf{A}_{0k,4}^0$ is defined in (16).

Based on [40, Corollary 1], we obtain

$$\begin{aligned} \frac{1}{N_t} (\mathbf{h}_{0k}^0)^H (\mathbf{V}_{eq}^0)^H \mathbf{A}_{0k,3}^0 \mathbf{V}_{eq}^0 \mathbf{h}_{0k}^0 \xrightarrow{N_t \rightarrow \infty} \frac{1}{N_t} \left[\sum_{t=1, t \neq k}^K [\mathbf{A}_{0k,4}^0]_{tt} \text{tr} \left(\mathbf{R}_{0k}^0 \mathbf{h}_{0t}^0 (\mathbf{h}_{0t}^0)^H \right) + [\mathbf{A}_{0k,4}^0]_{kk} \text{tr}^2 \left(\mathbf{R}_{0k}^0 \right) \right] \\ \xrightarrow{N_t \rightarrow \infty} \frac{1}{N_t} \left[\sum_{t=1, t \neq k}^K [\mathbf{A}_{0k,4}^0]_{tt} \text{tr} \left(\mathbf{R}_{0k}^0 \mathbf{R}_{0t}^0 \right) + [\mathbf{A}_{0k,4}^0]_{kk} \text{tr}^2 \left(\mathbf{R}_{0k}^0 \right) \right]. \end{aligned} \quad (53)$$

For the second term on the right hand side of (51), we have

$$\begin{aligned} \frac{1}{N_t} (\tilde{\mathbf{n}}_{eq})^H (\mathbf{V}_{eq}^0)^H \mathbf{A}_{0k,3}^0 \mathbf{V}_{eq}^0 \tilde{\mathbf{n}}_{eq} \xrightarrow{N_t \rightarrow \infty} \frac{1}{N_t} \tau N_0 \text{tr} \left((\mathbf{V}_{eq}^0)^H \mathbf{A}_{0k,3}^0 (\mathbf{V}_{eq}^0) \right) \\ = \frac{1}{N_t} \tau N_0 \text{tr} \left([\mathbf{h}_{01}^0, \dots, \mathbf{h}_{0K}^0] \mathbf{R}_0^{-1/2} \mathbf{A}_{0k,3}^0 \mathbf{R}_0^{-1/2} [\mathbf{h}_{01}^0, \dots, \mathbf{h}_{0K}^0]^H \right) \\ = \frac{1}{N_t} \tau N_0 \sum_{t=1}^K [\mathbf{A}_{0k,4}^0]_{tt} \text{tr} \left(\mathbf{h}_{0t}^0 (\mathbf{h}_{0t}^0)^H \right) \\ = \frac{1}{N_t} \tau N_0 \sum_{t=1}^K [\mathbf{A}_{0k,4}^0]_{tt} \text{tr} \left(\mathbf{R}_{0t}^0 \right). \end{aligned} \quad (54)$$

Combining (51)–(54) yields

$$\frac{1}{N_t} \left\| \hat{\mathbf{h}}_{eq,0k} \right\|^2 \xrightarrow{N_t \rightarrow \infty} \frac{1}{N_t} a_{0k,1}^0, \quad (55)$$

where $a_{0k,1}^0$ is defined in (15).

For the numerator in (48), we have

$$\begin{aligned} \frac{1}{N_t} (\mathbf{h}_{0k}^0)^H (\mathbf{V}_{eq}^0)^H \hat{\mathbf{h}}_{eq,0k} (\hat{\mathbf{h}}_{eq,0k})^H \mathbf{V}_{eq}^0 \mathbf{h}_{0k}^0 \\ = \frac{1}{N_t} (\mathbf{h}_{0k}^0)^H (\mathbf{V}_{eq}^0)^H \sqrt{P_0} \mathbf{V}_{eq}^0 \mathbf{R}_{0k}^0 (\mathbf{V}_{eq}^0)^H \left(N_0 \mathbf{I}_K + \tau P_0 \mathbf{V}_{eq}^0 \mathbf{R}_{0k}^0 (\mathbf{V}_{eq}^0)^H \right)^{-1} \left(\sqrt{P_0} \tau \mathbf{V}_{eq}^0 \mathbf{h}_{0k}^0 + \mathbf{V}_{eq}^0 \tilde{\mathbf{n}}_{eq} \right) \\ \times \sqrt{P_0} \left(\sqrt{P_0} \tau \mathbf{V}_{eq}^0 \mathbf{h}_{0k}^0 + \mathbf{V}_{eq}^0 \tilde{\mathbf{n}}_{eq} \right)^H \left(N_0 \mathbf{I}_K + \tau P_0 \mathbf{V}_{eq}^0 \mathbf{R}_{0k}^0 (\mathbf{V}_{eq}^0)^H \right)^{-1} \mathbf{V}_{eq}^0 \mathbf{R}_{0k}^0 (\mathbf{V}_{eq}^0)^H \mathbf{V}_{eq}^0 \mathbf{h}_{0k}^0 \\ = \frac{1}{N_t} P_0 \left(\sqrt{P_0} \tau \mathbf{V}_{eq}^0 \mathbf{h}_{0k}^0 + \mathbf{V}_{eq}^0 \tilde{\mathbf{n}}_{eq} \right)^H \left(N_0 \mathbf{I}_K + \tau P_0 \mathbf{V}_{eq}^0 \mathbf{R}_{0k}^0 (\mathbf{V}_{eq}^0)^H \right)^{-1} \mathbf{V}_{eq}^0 \mathbf{R}_{0k}^0 (\mathbf{V}_{eq}^0)^H \mathbf{V}_{eq}^0 \mathbf{h}_{0k}^0 \\ \times (\mathbf{h}_{0k}^0)^H (\mathbf{V}_{eq}^0)^H \mathbf{V}_{eq}^0 \mathbf{R}_{0k}^0 (\mathbf{V}_{eq}^0)^H \left(N_0 \mathbf{I}_K + \tau P_0 \mathbf{V}_{eq}^0 \mathbf{R}_{0k}^0 (\mathbf{V}_{eq}^0)^H \right)^{-1} \left(\sqrt{P_0} \tau \mathbf{V}_{eq}^0 \mathbf{h}_{0k}^0 + \mathbf{V}_{eq}^0 \tilde{\mathbf{n}}_{eq} \right) \\ \xrightarrow{N_t \rightarrow \infty} \frac{1}{N_t} P_0 \left(\sqrt{P_0} \tau \mathbf{V}_{eq}^0 \mathbf{h}_{0k}^0 + \mathbf{V}_{eq}^0 \tilde{\mathbf{n}}_{eq} \right)^H (N_0 \mathbf{I}_K + \tau P_0 \mathbf{A}_{0k,1}^0)^{-1} \mathbf{A}_{0k,1}^0 \mathbf{V}_{eq}^0 \mathbf{h}_{0k}^0 \\ \times (\mathbf{h}_{0k}^0)^H (\mathbf{V}_{eq}^0)^H \mathbf{A}_{0k,1}^0 (N_0 \mathbf{I}_K + \tau P_0 \mathbf{A}_{0k,1}^0)^{-1} \left(\sqrt{P_0} \tau \mathbf{V}_{eq}^0 \mathbf{h}_{0k}^0 + \mathbf{V}_{eq}^0 \tilde{\mathbf{n}}_{eq} \right) \\ = \frac{1}{N_t} P_0 \left(\sqrt{P_0} \tau (\mathbf{h}_{0k}^0)^H (\mathbf{V}_{eq}^0)^H \mathbf{A}_{0k,2}^0 \mathbf{A}_{0k,1}^0 \mathbf{V}_{eq}^0 \mathbf{h}_{0k}^0 + (\tilde{\mathbf{n}}_{eq})^H (\mathbf{V}_{eq}^0)^H \mathbf{A}_{0k,2}^0 \mathbf{A}_{0k,1}^0 \mathbf{V}_{eq}^0 \mathbf{h}_{0k}^0 \right) \\ \times \left(\sqrt{P_0} \tau (\mathbf{h}_{0k}^0)^H (\mathbf{V}_{eq}^0)^H \mathbf{A}_{0k,1}^0 \mathbf{A}_{0k,2}^0 \mathbf{V}_{eq}^0 \mathbf{h}_{0k}^0 + (\mathbf{h}_{0k}^0)^H (\mathbf{V}_{eq}^0)^H \mathbf{A}_{0k,1}^0 \mathbf{A}_{0k,2}^0 \mathbf{V}_{eq}^0 \tilde{\mathbf{n}}_{eq} \right), \end{aligned} \quad (56)$$

where $\mathbf{A}_{0k,1}^0$ and $\mathbf{A}_{0k,2}^0$ are defined in (17) and (16), respectively.

According to the definition of \mathbf{V}_{eq}^0 in (46), we obtain

$$\begin{aligned}
& \frac{1}{N_t} (\mathbf{h}_{0k}^0)^H (\mathbf{V}_{eq}^0)^H \mathbf{A}_{0k,2}^0 \mathbf{A}_{0k,1}^0 \mathbf{V}_{eq}^0 \mathbf{h}_{0k}^0 \\
&= \frac{1}{N_t} (\mathbf{h}_{0k}^0)^H [\mathbf{h}_{01}^0, \dots, \mathbf{h}_{0K}^0] \mathbf{R}_0^{-1/2} \mathbf{A}_{0k,2}^0 \mathbf{A}_{0k,1}^0 \mathbf{R}_0^{-1/2} [\mathbf{h}_{01}^0, \dots, \mathbf{h}_{0K}^0]^H \mathbf{h}_{0k}^0 \\
&= \frac{1}{N_t} \sum_{t=1}^K (\mathbf{h}_{0k}^0)^H \mathbf{h}_{0t}^0 [\mathbf{A}_{0k,5}^0]_{tt} (\mathbf{h}_{0t}^0)^H \mathbf{h}_{0k}^0.
\end{aligned} \tag{57}$$

We can further simplify (57) as follows:

$$\frac{1}{N_t} [\mathbf{A}_{0k,5}^0]_{tt} (\mathbf{h}_{0k}^0)^H \mathbf{h}_{0t}^0 (\mathbf{h}_{0t}^0)^H \mathbf{h}_{0k}^0 \xrightarrow{N_t \rightarrow \infty} \frac{1}{N_t} [\mathbf{A}_{0k,5}^0]_{tt} \text{tr} \left(\mathbf{h}_{0t}^0 (\mathbf{h}_{0t}^0)^H \mathbf{R}_{0k}^0 \right) \xrightarrow{N_t \rightarrow \infty} \frac{1}{N_t} [\mathbf{A}_{0k,5}^0]_{tt} \text{tr} (\mathbf{R}_{0k}^0 \mathbf{R}_{0t}^0) \tag{58}$$

$$\frac{1}{N_t} [\mathbf{A}_{0k,5}^0]_{kk} (\mathbf{h}_{0k}^0)^H \mathbf{h}_{0k}^0 (\mathbf{h}_{0k}^0)^H \mathbf{h}_{0k}^0 \xrightarrow{N_t \rightarrow \infty} \frac{1}{N_t} [\mathbf{A}_{0k,5}^0]_{kk} \text{tr}^2 (\mathbf{R}_{0k}^0). \tag{59}$$

Then, we have

$$\frac{1}{N_t} (\mathbf{h}_{0k}^0)^H (\mathbf{V}_{eq}^0)^H \mathbf{A}_{0k,2}^0 \mathbf{A}_{0k,1}^0 \mathbf{V}_{eq}^0 \mathbf{h}_{0k}^0 \xrightarrow{N_t \rightarrow \infty} \frac{1}{N_t} [\mathbf{A}_{0k,5}^0]_{kk} \text{tr}^2 (\mathbf{R}_{0k}^0) + \frac{1}{N_t} \sum_{t=1, t \neq k}^K [\mathbf{A}_{0k,5}^0]_{tt} \text{tr} (\mathbf{R}_{0k}^0 \mathbf{R}_{0t}^0). \tag{60}$$

Also, we have

$$\begin{aligned}
& \frac{1}{N_t} (\tilde{\mathbf{n}}_{eq})^H (\mathbf{V}_{eq}^0)^H \mathbf{A}_{0k,2}^0 \mathbf{A}_{0k,1}^0 \mathbf{V}_{eq}^0 \mathbf{h}_{0k}^0 (\mathbf{h}_{0k}^0)^H (\mathbf{V}_{eq}^0)^H \mathbf{A}_{0k,1}^0 \mathbf{A}_{0k,2}^0 \mathbf{V}_{eq}^0 \tilde{\mathbf{n}}_{eq} \\
& \xrightarrow{N_t \rightarrow \infty} \frac{1}{N_t} \tau N_0 \text{tr} \left((\mathbf{V}_{eq}^0)^H \mathbf{A}_{0k,2}^0 \mathbf{A}_{0k,1}^0 \mathbf{V}_{eq}^0 \mathbf{h}_{0k}^0 (\mathbf{h}_{0k}^0)^H (\mathbf{V}_{eq}^0)^H \mathbf{A}_{0k,1}^0 \mathbf{A}_{0k,2}^0 \mathbf{V}_{eq}^0 \right) \\
&= \frac{1}{N_t} \tau N_0 (\mathbf{h}_{0k}^0)^H (\mathbf{V}_{eq}^0)^H (\mathbf{A}_{0k,1}^0 \mathbf{A}_{0k,2}^0)^2 \mathbf{V}_{eq}^0 \mathbf{h}_{0k}^0 \\
&= \frac{1}{N_t} \tau N_0 (\mathbf{h}_{0k}^0)^H [\mathbf{h}_{01}^0, \dots, \mathbf{h}_{0K}^0] (\mathbf{A}_{0k,1}^0 \mathbf{A}_{0k,2}^0)^2 \mathbf{R}_0^{-1} [\mathbf{h}_{01}^0, \dots, \mathbf{h}_{0K}^0]^H \mathbf{h}_{0k}^0 \\
& \xrightarrow{N_t \rightarrow \infty} \frac{1}{N_t} \tau N_0 \left([\mathbf{A}_{0k,4}^0]_{kk} \text{tr}^2 (\mathbf{R}_{0k}^0) + \sum_{t=1, t \neq k}^K [\mathbf{A}_{0k,4}^0]_{tt} \text{tr} (\mathbf{R}_{0k}^0 \mathbf{R}_{0t}^0) \right).
\end{aligned} \tag{61}$$

Substituting (60) and (61) into (56), we obtain

$$\begin{aligned}
& \frac{1}{N_t} (\mathbf{h}_{0k}^0)^H (\mathbf{V}_{eq}^0)^H \hat{\mathbf{h}}_{eq,0k} (\hat{\mathbf{h}}_{eq,0k})^H \mathbf{V}_{eq}^0 \mathbf{h}_{0k}^0 \\
& \xrightarrow{N_t \rightarrow \infty} \frac{1}{N_t} P_0 \left(P_0 \tau^2 \left([\mathbf{A}_{0k,5}^0]_{kk} \text{tr}^2 (\mathbf{R}_{0k}^0) + \sum_{t=1, t \neq k}^K [\mathbf{A}_{0k,5}^0]_{tt} \text{tr} (\mathbf{R}_{0k}^0 \mathbf{R}_{0t}^0) \right)^2 \right) \\
& \quad + \frac{1}{N_t} P_0 N_0 \tau \left([\mathbf{A}_{0k,4}^0]_{kk} \text{tr}^2 (\mathbf{R}_{0k}^0) + \sum_{t=1, t \neq k}^K [\mathbf{A}_{0k,4}^0]_{tt} \text{tr} (\mathbf{R}_{0k}^0 \mathbf{R}_{0t}^0) \right) \\
&= a_{0k,2}^0.
\end{aligned} \tag{62}$$

Substituting (60) and (62) into (55), we obtain

$$\frac{1}{N_t} |g_{0k,k}^0|^2 \xrightarrow{N_t \rightarrow \infty} \frac{P}{N_t} \frac{a_{0k,2}^0}{a_{0k,1}^0}. \tag{63}$$

For $|g_{0t,k}^0|^2$, we obtain

$$|g_{0t,k}^0|^2 = P(\mathbf{h}_{0k}^0)^H (\mathbf{V}_{eq}^0)^H \frac{\hat{\mathbf{h}}_{eq,0t} \hat{\mathbf{h}}_{eq,0t}^H}{\|\hat{\mathbf{h}}_{eq,0t}\|^2} \mathbf{V}_{eq}^0 \mathbf{h}_{0k}^0. \quad (64)$$

Following a similar approach as in (49)–(55), the denominator of (70) is given by

$$\begin{aligned} \frac{1}{N_t} \|\hat{\mathbf{h}}_{eq,0t}\|^2 \xrightarrow{N_t \rightarrow \infty} \frac{1}{N_t} P_0 \left[P_0 \tau^2 \left(\sum_{p=1, p \neq t}^K [\mathbf{A}_{0t,4}^0]_{pp} \text{tr}(\mathbf{R}_{0t}^0 \mathbf{R}_{0p}^0) + [\mathbf{A}_{0t,4}^0]_{tt} \text{tr}^2(\mathbf{R}_{0t}^0) \right) \right. \\ \left. + \tau N_0 \sum_{p=1}^K [\mathbf{A}_{0t,4}^0]_{pp} \text{tr}(\mathbf{R}_{0p}^0) \right] = a_{0t,1}^0. \end{aligned} \quad (65)$$

For the numerator of (70), we have

$$\begin{aligned} & \frac{1}{N_t} (\mathbf{h}_{0k}^0)^H (\mathbf{V}_{eq}^0)^H \hat{\mathbf{h}}_{eq,0t} \hat{\mathbf{h}}_{eq,0t}^H \mathbf{V}_{eq}^0 \mathbf{h}_{0k}^0 \\ &= \frac{1}{N_t} (\mathbf{h}_{0k}^0)^H (\mathbf{V}_{eq}^0)^H \sqrt{P_0} \mathbf{V}_{eq}^0 \mathbf{R}_{0t}^0 (\mathbf{V}_{eq}^0)^H \left(N_0 \mathbf{I}_K + \tau P_0 \mathbf{V}_{eq}^0 \mathbf{R}_{0t}^0 (\mathbf{V}_{eq}^0)^H \right)^{-1} \\ & \times \left(\sqrt{P_0} \tau \mathbf{V}_{eq}^0 \mathbf{h}_{0t}^0 + \mathbf{V}_{eq}^0 \tilde{\mathbf{n}}_{eq} \right) \sqrt{P_0} \left(\sqrt{P_0} \tau \mathbf{V}_{eq}^0 \mathbf{h}_{0t}^0 + \mathbf{V}_{eq}^0 \tilde{\mathbf{n}}_{eq} \right)^H \left(N_0 \mathbf{I}_K + \tau P_0 \mathbf{V}_{eq}^0 \mathbf{R}_{0t}^0 (\mathbf{V}_{eq}^0)^H \right)^{-1} \\ & \times \mathbf{V}_{eq}^0 \mathbf{R}_{0t}^0 (\mathbf{V}_{eq}^0)^H \mathbf{V}_{eq}^0 \mathbf{h}_{0k}^0 \\ & \xrightarrow{N_t \rightarrow \infty} \frac{1}{N_t} P_0 (\mathbf{h}_{0k}^0)^H (\mathbf{V}_{eq}^0)^H \mathbf{A}_{0t,1}^0 \mathbf{A}_{0t,2}^0 \left(\sqrt{P_0} \tau \mathbf{V}_{eq}^0 \mathbf{h}_{0t}^0 + \mathbf{V}_{eq}^0 \tilde{\mathbf{n}}_{eq} \right) \\ & \times \left(\sqrt{P_0} \tau \mathbf{V}_{eq}^0 \mathbf{h}_{0t}^0 + \mathbf{V}_{eq}^0 \tilde{\mathbf{n}}_{eq} \right)^H \mathbf{A}_{0t,2}^0 \mathbf{A}_{0t,1}^0 \mathbf{V}_{eq}^0 \mathbf{h}_{0k}^0 \\ &= \frac{1}{N_t} (P_0 \tau)^2 (\mathbf{h}_{0k}^0)^H (\mathbf{V}_{eq}^0)^H \mathbf{A}_{0t,1}^0 \mathbf{A}_{0t,2}^0 \mathbf{V}_{eq}^0 \mathbf{h}_{0t}^0 (\mathbf{V}_{eq}^0 \mathbf{h}_{0t}^0)^H \mathbf{A}_{0t,2}^0 \mathbf{A}_{0t,1}^0 \mathbf{V}_{eq}^0 \mathbf{h}_{0k}^0 \\ & + \frac{1}{N_t} P_0 (\mathbf{h}_{0k}^0)^H (\mathbf{V}_{eq}^0)^H \mathbf{A}_{0t,1}^0 \mathbf{A}_{0t,2}^0 \mathbf{V}_{eq}^0 \tilde{\mathbf{n}}_{eq} (\mathbf{V}_{eq}^0 \tilde{\mathbf{n}}_{eq})^H \mathbf{A}_{0t,2}^0 \mathbf{A}_{0t,1}^0 \mathbf{V}_{eq}^0 \mathbf{h}_{0k}^0. \end{aligned} \quad (66)$$

Substituting the expression for \mathbf{V}_{eq}^0 in (46) into (66), we obtain

$$\begin{aligned} & \frac{1}{N_t} (\mathbf{h}_{0k}^0)^H (\mathbf{V}_{eq}^0)^H \hat{\mathbf{h}}_{eq,0t} \hat{\mathbf{h}}_{eq,0t}^H \mathbf{V}_{eq}^0 \mathbf{h}_{0k}^0 \\ &= \frac{1}{N_t} (P_0 \tau)^2 (\mathbf{h}_{0k}^0)^H [\mathbf{h}_{01}^0, \dots, \mathbf{h}_{0K}^0] \mathbf{R}_0^{-1/2} \mathbf{A}_{0t,1}^0 \mathbf{A}_{0t,2}^0 \mathbf{R}_0^{-1/2} [\mathbf{h}_{01}^0, \dots, \mathbf{h}_{0K}^0]^H \mathbf{h}_{0t}^0 \\ & \times (\mathbf{h}_{0t}^0)^H [\mathbf{h}_{01}^0, \dots, \mathbf{h}_{0K}^0]^H \mathbf{R}_0^{-1/2} \mathbf{A}_{0t,2}^0 \mathbf{A}_{0t,1}^0 \mathbf{R}_0^{-1/2} [\mathbf{h}_{01}^0, \dots, \mathbf{h}_{0K}^0]^H \mathbf{h}_{0k}^0 \\ & + \frac{1}{N_t} P_0 (\mathbf{h}_{0k}^0)^H [\mathbf{h}_{01}^0, \dots, \mathbf{h}_{0K}^0] \mathbf{R}_0^{-1/2} \mathbf{A}_{0t,1}^0 \mathbf{A}_{0t,2}^0 \mathbf{R}_0^{-1/2} [\mathbf{h}_{01}^0, \dots, \mathbf{h}_{0K}^0]^H \tilde{\mathbf{n}}_{eq} \\ & \times (\tilde{\mathbf{n}}_{eq})^H [\mathbf{h}_{01}^0, \dots, \mathbf{h}_{0K}^0] \mathbf{R}_0^{-1/2} \mathbf{A}_{0t,2}^0 \mathbf{A}_{0t,1}^0 \mathbf{R}_0^{-1/2} [\mathbf{h}_{01}^0, \dots, \mathbf{h}_{0K}^0]^H \mathbf{h}_{0k}^0 \\ &= \frac{1}{N_t} (P_0 \tau)^2 (\mathbf{h}_{0k}^0)^H [\mathbf{h}_{01}^0, \dots, \mathbf{h}_{0K}^0] \mathbf{A}_{0t,5}^0 [\mathbf{h}_{01}^0, \dots, \mathbf{h}_{0K}^0]^H \mathbf{h}_{0t}^0 \\ & \times (\mathbf{h}_{0t}^0)^H [\mathbf{h}_{01}^0, \dots, \mathbf{h}_{0K}^0]^H \mathbf{A}_{0t,5}^0 [\mathbf{h}_{01}^0, \dots, \mathbf{h}_{0K}^0]^H \mathbf{h}_{0k}^0 \\ & + \frac{1}{N_t} P_0 (\mathbf{h}_{0k}^0)^H [\mathbf{h}_{01}^0, \dots, \mathbf{h}_{0K}^0] \mathbf{A}_{0t,5}^0 [\mathbf{h}_{01}^0, \dots, \mathbf{h}_{0K}^0]^H \tilde{\mathbf{n}}_{eq} \\ & \times (\tilde{\mathbf{n}}_{eq})^H [\mathbf{h}_{01}^0, \dots, \mathbf{h}_{0K}^0] \mathbf{A}_{0t,5}^0 [\mathbf{h}_{01}^0, \dots, \mathbf{h}_{0K}^0]^H \mathbf{h}_{0k}^0. \end{aligned} \quad (67)$$

By applying [40, Corollary 1] to $(\mathbf{h}_{0k}^0)^H [\mathbf{h}_{01}^0, \dots, \mathbf{h}_{0K}^0]$, we have

$$\begin{aligned} & \frac{1}{N_t} (\mathbf{h}_{0k}^0)^H (\mathbf{V}_{eq}^0)^H \hat{\mathbf{h}}_{eq,0t} \hat{\mathbf{h}}_{eq,0t}^H \mathbf{V}_{eq}^0 \mathbf{h}_{0k}^0 \\ & \xrightarrow{N_t \rightarrow \infty} \frac{1}{N_t} (P_0 \tau)^2 \text{tr}(\mathbf{R}_{0k}^0) [\mathbf{A}_{0t,5}^0]_{kk} \mathbf{e}_k^H [\mathbf{h}_{01}^0, \dots, \mathbf{h}_{0K}^0]^H \mathbf{h}_{0t}^0 (\mathbf{h}_{0t}^0)^H [\mathbf{h}_{01}^0, \dots, \mathbf{h}_{0K}^0] \mathbf{e}_k \text{tr}(\mathbf{R}_{0k}^0) [\mathbf{A}_{0t,5}^0]_{kk} \\ & + \frac{1}{N_t} P_0 \text{tr}(\mathbf{R}_{0k}^0) [\mathbf{A}_{0t,5}^0]_{kk} \mathbf{e}_k^H [\mathbf{h}_{01}^0, \dots, \mathbf{h}_{0K}^0]^H \tilde{\mathbf{n}}_{eq} (\tilde{\mathbf{n}}_{eq})^H [\mathbf{h}_{01}^0, \dots, \mathbf{h}_{0K}^0]_0^{-1/2} \mathbf{e}_k \text{tr}(\mathbf{R}_{0k}^0) [\mathbf{A}_{0t,5}^0]_{kk}, \end{aligned} \quad (68)$$

which can be simplified further as

$$\begin{aligned} & \frac{1}{N_t} (\mathbf{h}_{0k}^0)^H (\mathbf{V}_{eq}^0)^H \hat{\mathbf{h}}_{eq,0t} \hat{\mathbf{h}}_{eq,0t}^H \mathbf{V}_{eq}^0 \mathbf{h}_{0k}^0 \\ & = \frac{1}{N_t} \left(P_0 \tau \text{tr}(\mathbf{R}_{0k}^0) [\mathbf{A}_{0t,5}^0]_{kk} \right)^2 (\mathbf{h}_{0k}^0)^H \mathbf{h}_{0t}^0 (\mathbf{h}_{0t}^0)^H \mathbf{h}_{0k}^0 + \frac{1}{N_t} P_0 \left(\text{tr}(\mathbf{R}_{0k}^0) [\mathbf{A}_{0t,5}^0]_{kk} \right)^2 (\mathbf{h}_{0k}^0)^H \tilde{\mathbf{n}}_{eq} (\tilde{\mathbf{n}}_{eq})^H \mathbf{h}_{0k}^0 \\ & \xrightarrow{N_t \rightarrow \infty} \frac{1}{N_t} \left(P_0 \tau \text{tr}(\mathbf{R}_{0k}^0) [\mathbf{A}_{0t,5}^0]_{kk} \right)^2 \text{tr}(\mathbf{R}_{0k}^0 \mathbf{R}_{0t}^0) + \frac{1}{N_t} P_0 \tau N_0 \text{tr}^3(\mathbf{R}_{0k}^0) \left([\mathbf{A}_{0t,5}^0]_{kk} \right)^2 \\ & = b_{0t,k}^0. \end{aligned} \quad (69)$$

By combining (63), (65), and (69), we obtain

$$\frac{1}{N_t} |g_{0t,k}^0|^2 \xrightarrow{N_t \rightarrow \infty} \frac{P}{N_t} \frac{b_{0t,k}^0}{a_{0t,1}^0}. \quad (70)$$

Then, we consider $|g_{lt,k}^0|^2$, which leads to

$$\frac{P}{N_t} |g_{lt,k}^0|^2 = \frac{P}{N_t} (\mathbf{h}_{lk}^0)^H (\mathbf{V}_{eq}^l)^H \frac{\hat{\mathbf{h}}_{eq,lt} (\hat{\mathbf{h}}_{eq,lt})^H}{\|\hat{\mathbf{h}}_{eq,lt}\|^2} \mathbf{V}_{eq}^l \mathbf{h}_{lk}^0. \quad (71)$$

Following a similar approach as in (49)–(55), the denominator of (71) is obtained as

$$\begin{aligned} & \frac{1}{N_t} \|\hat{\mathbf{h}}_{eq,lt}\|^2 \xrightarrow{N_t \rightarrow \infty} \frac{1}{N_t} P_I \left[P_I \tau^2 \left[\sum_{p=1, p \neq t}^K [\mathbf{A}_{lt,4}^l]_{pp} \text{tr}(\mathbf{R}_{lt}^l \mathbf{R}_{lp}^l) + [\mathbf{A}_{lt,4}^l]_{tt} \text{tr}^2(\mathbf{R}_{lt}^l) \right] \right. \\ & \quad \left. + \tau N_0 \sum_{p=1}^K [\mathbf{A}_{lt,4}^l]_{pp} \text{tr}(\mathbf{R}_{lp}^l) \right] \\ & = a_{lt,1}^l. \end{aligned} \quad (72)$$

For the numerator of (71), we have

$$\begin{aligned} & \frac{1}{N_t} (\mathbf{h}_{lk}^0)^H (\mathbf{V}_{eq}^l)^H \hat{\mathbf{h}}_{eq,lt} \hat{\mathbf{h}}_{eq,lt}^H \mathbf{V}_{eq}^l \mathbf{h}_{lk}^0 \\ & = \frac{1}{N_t} (\mathbf{h}_{lk}^0)^H (\mathbf{V}_{eq}^l)^H \sqrt{P_I} \mathbf{V}_{eq}^l \mathbf{R}_{lt}^l (\mathbf{V}_{eq}^l)^H \left(N_0 \mathbf{I}_K + \tau P_I \mathbf{V}_{eq}^l \mathbf{R}_{lt}^l (\mathbf{V}_{eq}^l)^H \right)^{-1} \left(\sqrt{P_I} \tau \mathbf{V}_{eq}^l \mathbf{h}_{lt}^l + \mathbf{V}_{eq}^l \tilde{\mathbf{n}}_{eq} \right) \\ & \times \sqrt{P_I} \left(\sqrt{P_I} \tau \mathbf{V}_{eq}^l \mathbf{h}_{lt}^l + \mathbf{V}_{eq}^l \tilde{\mathbf{n}}_{eq} \right)^H \left(N_0 \mathbf{I}_K + \tau P_I \mathbf{V}_{eq}^l \mathbf{R}_{lt}^l (\mathbf{V}_{eq}^l)^H \right)^{-1} \mathbf{V}_{eq}^l \mathbf{R}_{lt}^l (\mathbf{V}_{eq}^l)^H \mathbf{V}_{eq}^l \mathbf{h}_{lk}^0 \\ & \xrightarrow{N_t \rightarrow \infty} \frac{1}{N_t} P_I (\mathbf{h}_{lk}^0)^H (\mathbf{V}_{eq}^l)^H \mathbf{A}_{lt,1}^l \mathbf{A}_{lt,2}^l \left(\sqrt{P_I} \tau \mathbf{V}_{eq}^l \mathbf{h}_{lt}^l + \mathbf{V}_{eq}^l \tilde{\mathbf{n}}_{eq} \right) \left(\sqrt{P_I} \tau \mathbf{V}_{eq}^l \mathbf{h}_{lt}^l + \mathbf{V}_{eq}^l \tilde{\mathbf{n}}_{eq} \right)^H \mathbf{A}_{lt,2}^l \mathbf{A}_{lt,1}^l \mathbf{V}_{eq}^l \mathbf{h}_{lk}^0 \\ & \xrightarrow{N_t \rightarrow \infty} \frac{1}{N_t} P_I \text{tr} \left(\mathbf{R}_{lk}^0 (\mathbf{V}_{eq}^l)^H \mathbf{A}_{lt,1}^l \mathbf{A}_{lt,2}^l \left(\sqrt{P_I} \tau \mathbf{V}_{eq}^l \mathbf{h}_{lt}^l + \mathbf{V}_{eq}^l \tilde{\mathbf{n}}_{eq} \right) \left(\sqrt{P_I} \tau \mathbf{V}_{eq}^l \mathbf{h}_{lt}^l + \mathbf{V}_{eq}^l \tilde{\mathbf{n}}_{eq} \right)^H \mathbf{A}_{lt,1}^l \mathbf{A}_{lt,2}^l \mathbf{V}_{eq}^l \right). \end{aligned} \quad (73)$$

Based on (47), we can re-express (73) as

$$\begin{aligned}
& \frac{1}{N_t} (\mathbf{h}_{lk}^0)^H (\mathbf{V}_{eq}^l)^H \hat{\mathbf{h}}_{eq,lt}^H \hat{\mathbf{h}}_{eq,lt}^H \mathbf{V}_{eq}^l \mathbf{h}_{lk}^0 \\
&= \frac{1}{N_t} P_I \left(\sqrt{P_I} \tau \mathbf{V}_{eq}^l \mathbf{h}_{lt}^l + \mathbf{V}_{eq}^l \tilde{\mathbf{n}}_{eq} \right)^H \mathbf{A}_{lt,1}^l \mathbf{A}_{lt,2}^l \mathbf{R}_l^{-1/2} [\mathbf{h}_{l1}^l, \dots, \mathbf{h}_{lK}^l]^H \mathbf{R}_{lk}^0 [\mathbf{h}_{l1}^l, \dots, \mathbf{h}_{lK}^l] \mathbf{R}_l^{-1/2} \\
&\times \mathbf{A}_{lt,1}^l \mathbf{A}_{lt,2}^l \left(\sqrt{P_I} \tau \mathbf{V}_{eq}^l \mathbf{h}_{lt}^l + \mathbf{V}_{eq}^l \tilde{\mathbf{n}}_{eq} \right) \\
&\xrightarrow{N_t \rightarrow \infty} \frac{1}{N_t} P_I^2 \tau^2 (\mathbf{h}_{lt}^l)^H (\mathbf{V}_{eq}^l)^H \mathbf{A}_{lt,1}^l \mathbf{A}_{lt,2}^l \mathbf{R}_l^{-1/2} [\mathbf{h}_{l1}^l, \dots, \mathbf{h}_{lK}^l]^H \mathbf{R}_{lk}^0 [\mathbf{h}_{l1}^l, \dots, \mathbf{h}_{lK}^l] \mathbf{R}_l^{-1/2} \mathbf{A}_{lt,1}^l \mathbf{A}_{lt,2}^l \mathbf{V}_{eq}^l \mathbf{h}_{lt}^l \\
&+ \frac{1}{N_t} P_I (\tilde{\mathbf{n}}_{eq})^H (\mathbf{V}_{eq}^l)^H \mathbf{A}_{lt,1}^l \mathbf{A}_{lt,2}^l \mathbf{R}_l^{-1/2} [\mathbf{h}_{l1}^l, \dots, \mathbf{h}_{lK}^l]^H \mathbf{R}_{lk}^0 [\mathbf{h}_{l1}^l, \dots, \mathbf{h}_{lK}^l] \mathbf{R}_l^{-1/2} \mathbf{A}_{lt,1}^l \mathbf{A}_{lt,2}^l \mathbf{V}_{eq}^l \tilde{\mathbf{n}}_{eq}. \quad (74)
\end{aligned}$$

For the first term on the right hand side of (74), we have

$$\begin{aligned}
& \frac{1}{N_t} (\mathbf{h}_{lt}^l)^H (\mathbf{V}_{eq}^l)^H \mathbf{A}_{lt,1}^l \mathbf{A}_{lt,2}^l \mathbf{R}_l^{-1/2} [\mathbf{h}_{l1}^l, \dots, \mathbf{h}_{lK}^l]^H \mathbf{R}_{lk}^0 [\mathbf{h}_{l1}^l, \dots, \mathbf{h}_{lK}^l] \mathbf{R}_l^{-1/2} \mathbf{A}_{lt,2}^l \mathbf{A}_{lt,1}^l \mathbf{V}_{eq}^l \mathbf{h}_{lt}^l \\
&\xrightarrow{N_t \rightarrow \infty} \frac{1}{N_t} (\mathbf{h}_{lt}^l)^H [\mathbf{h}_{l1}^l, \dots, \mathbf{h}_{lK}^l] \mathbf{R}_l^{-1/2} \mathbf{A}_{lt,1}^l \mathbf{A}_{lt,2}^l \mathbf{R}_l^{-1/2} [\mathbf{h}_{l1}^l, \dots, \mathbf{h}_{lK}^l]^H \\
&\quad \times \mathbf{R}_{lk}^0 [\mathbf{h}_{l1}^l, \dots, \mathbf{h}_{lK}^l] \mathbf{R}_l^{-1/2} \mathbf{A}_{lt,2}^l \mathbf{A}_{lt,1}^l \mathbf{R}_l^{-1/2} [\mathbf{h}_{l1}^l, \dots, \mathbf{h}_{lK}^l]^H \mathbf{h}_{lt}^l \\
&\xrightarrow{N_t \rightarrow \infty} \frac{1}{N_t} \text{tr}(\mathbf{R}_{lt}^l) [\mathbf{A}_{lt,5}^l] \mathbf{e}_t^H [\mathbf{h}_{l1}^l, \dots, \mathbf{h}_{lK}^l]^H \mathbf{R}_{lk}^0 [\mathbf{h}_{l1}^l, \dots, \mathbf{h}_{lK}^l] \mathbf{e}_t \text{tr}(\mathbf{R}_{lt}^l) [\mathbf{A}_{lt,5}^l] \\
&\xrightarrow{N_t \rightarrow \infty} \frac{1}{N_t} \text{tr}^2(\mathbf{R}_{lt}^l) [\mathbf{A}_{lt,5}^l]_{tt}^2 \text{tr}(\mathbf{R}_{lt}^l \mathbf{R}_{lk}^0). \quad (75)
\end{aligned}$$

For the second term on the right hand side of (74), we have

$$\begin{aligned}
& \frac{1}{N_t} (\tilde{\mathbf{n}}_{eq})^H (\mathbf{V}_{eq}^l)^H \mathbf{A}_{lt,1}^l \mathbf{A}_{lt,2}^l \mathbf{R}_l^{-1/2} [\mathbf{h}_{l1}^l, \dots, \mathbf{h}_{lK}^l]^H \mathbf{R}_{lk}^0 [\mathbf{h}_{l1}^l, \dots, \mathbf{h}_{lK}^l] \mathbf{R}_l^{-1/2} \mathbf{A}_{lt,2}^l \mathbf{A}_{lt,1}^l \mathbf{V}_{eq}^l \tilde{\mathbf{n}}_{eq} \\
&\xrightarrow{N_t \rightarrow \infty} \frac{1}{N_t} \tau N_0 \text{tr} \left([\mathbf{h}_{l1}^l, \dots, \mathbf{h}_{lK}^l] \mathbf{A}_{lt,5}^l [\mathbf{h}_{l1}^l, \dots, \mathbf{h}_{lK}^l]^H \mathbf{R}_{lk}^0 [\mathbf{h}_{l1}^l, \dots, \mathbf{h}_{lK}^l] \mathbf{A}_{lt,5}^l [\mathbf{h}_{l1}^l, \dots, \mathbf{h}_{lK}^l]^H \right) \\
&= \frac{1}{N_t} \tau N_0 \text{tr} \left(\sum_{p=1}^K [\mathbf{A}_{lt,5}^l]_{pp} \mathbf{h}_{lp}^l (\mathbf{h}_{lp}^l)^H \mathbf{R}_{lk}^0 \sum_{m=1}^K [\mathbf{A}_{lt,5}^l]_{mm} \mathbf{h}_{lm}^l (\mathbf{h}_{lm}^l)^H \right) \\
&= \frac{1}{N_t} \tau N_0 \left(\sum_{p=1}^K [\mathbf{A}_{lt,5}^l]_{pp}^2 \text{tr} \left(\mathbf{h}_{lp}^l (\mathbf{h}_{lp}^l)^H \mathbf{R}_{lk}^0 \mathbf{h}_{lp}^l (\mathbf{h}_{lp}^l)^H \right) \right) \\
&+ \sum_{p=1}^K \sum_{m=1, m \neq p}^K [\mathbf{A}_{lt,5}^l]_{pp} [\mathbf{A}_{lt,5}^l]_{mm} \text{tr} \left(\mathbf{h}_{lp}^l (\mathbf{h}_{lp}^l)^H \mathbf{R}_{lk}^0 \mathbf{h}_{lm}^l (\mathbf{h}_{lm}^l)^H \right) \\
&\xrightarrow{N_t \rightarrow \infty} \frac{1}{N_t} \tau N_0 \left(\sum_{p=1}^K [\mathbf{A}_{lt,5}^l]_{pp}^2 \text{tr}(\mathbf{R}_{lk}^0 \mathbf{R}_{lp}^l) \text{tr}(\mathbf{R}_{lp}^l) + \sum_{p=1}^K \sum_{m=1, m \neq p}^K [\mathbf{A}_{lt,5}^l]_{pp} [\mathbf{A}_{lt,5}^l]_{mm} \text{tr}(\mathbf{R}_{lp}^l \mathbf{R}_{lk}^0 \mathbf{R}_{lm}^l) \right). \quad (76)
\end{aligned}$$

Substituting (75) and (76) into (74), we obtain

$$\frac{1}{N_t} (\mathbf{h}_{lk}^0)^H (\mathbf{V}_{eq}^l)^H \hat{\mathbf{h}}_{eq,lt}^H \hat{\mathbf{h}}_{eq,lt}^H \mathbf{V}_{eq}^l \mathbf{h}_{lk}^0$$

$$\begin{aligned}
& \xrightarrow{N_t \rightarrow \infty} \frac{1}{N_t} P_I^2 \tau^2 \text{tr}^2(\mathbf{R}_{lt}^l) [\mathbf{A}_{lt,5}^l]_{tt}^2 \text{tr}(\mathbf{R}_{lt}^l \mathbf{R}_{lk}^0) + \frac{1}{N_t} P_I \tau N_0 \left(\sum_{p=1}^K [\mathbf{A}_{lt,5}^l]_{pp}^2 \text{tr}(\mathbf{R}_{lk}^0 \mathbf{R}_{lp}^l) \text{tr}(\mathbf{R}_{lp}^l) \right. \\
& \quad \left. + \sum_{p=1}^K \sum_{m=1, m \neq p}^K [\mathbf{A}_{lt,5}^l]_{pp} [\mathbf{A}_{lt,5}^l]_{mm} \text{tr}(\mathbf{R}_{lp}^l \mathbf{R}_{lk}^0 \mathbf{R}_{lm}^l) \right) \\
& = c_{lt,1}^l.
\end{aligned} \tag{77}$$

By combining (71), (72), and (77), we obtain

$$\frac{P}{N_t} |g_{lt,k}^0|^2 \xrightarrow{N_t \rightarrow \infty} \frac{P}{N_t} \frac{c_{lt,1}^l}{a_{lt,1}^l}. \tag{78}$$

For C_k^{eve} in (11), we know from (40) that when $N_t \rightarrow \infty$, $\mathbf{V}_{eq}^0 \mathbf{H}_e^0 \rightarrow 0$. Therefore, we have

$$C_k^{\text{eve}} \xrightarrow{N_t \rightarrow \infty} 0. \tag{79}$$

Substituting (63), (70), (71), and (79) into (7) completes the proof.

REFERENCES

- [1] A. D. Wyner, "The wiretap channel," *Bell Syst. Tech. J.*, vol. 54, pp. 1355–1387, Oct. 1975.
- [2] F. Oggier and B. Hassibi, "The secrecy capacity of the MIMO wiretap channel," *IEEE Trans. Inf. Theory*, vol. 57, pp. 4961–4972, Aug. 2011.
- [3] Y. Wu, C. Xiao, Z. Ding, X. Gao, and S. Jin, "Linear precoding for finite-alphabet signaling over MIMOME wiretap channels," *IEEE Trans. Veh. Technol.*, vol. 61, pp. 2599–2612, Jul. 2012.
- [4] Y. Wu, J.-B. Wang, J. Wang, R. Schober, and C. Xiao, "Secure transmission with large numbers of antennas and finite alphabet inputs," *IEEE Trans. Commun.*, vol. 65, pp. 3614–3628, Aug. 2017.
- [5] Y. Wu, A. Khisti, C. Xiao, G. Caire, K.-K. Wong, and X. Gao, "A survey of physical layer security techniques for 5G wireless networks and challenges ahead," *IEEE J. Sel. Area Commun.*, vol. 36, pp. 679–695, Apr. 2018.
- [6] Z. Li, L. Guan, C. Li, and A. Radwan, "A secure intelligent spectrum control strategy for future THZ mobile heterogeneous networks," *IEEE Commun. Mag.*, vol. 56, pp. 116–123, Jun. 2018.
- [7] Y. Wu, M. Wang, C. Xiao, Z. Ding, and X. Gao, "Linear precoding for MIMO broadcast channels with finite-alphabet constraints," *IEEE Trans. Wireless Commun.*, vol. 11, pp. 2906–2920, Aug. 2012.
- [8] Y. Wu, C. Xiao, X. Gao, J. D. Matyjas, and Z. Ding, "Linear precoder design for MIMO interference channels with finite-alphabet signaling," *IEEE Trans. Commun.*, vol. 61, pp. 3766–3780, Sep. 2013.
- [9] Y. Wu, S. Jin, X. Gao, M. R. McKay, and C. Xiao, "Transmit designs for the MIMO broadcast channel with statistical CSI," *IEEE Trans. Signal Process.*, vol. 62, pp. 4451–4466, Sep. 2014.
- [10] S. Chen and J. Zhao, "The requirements, challenges, and technologies for 5G of terrestrial mobile telecommunication," *IEEE Commun. Mag.*, vol. 52, pp. 36–43, May 2014.
- [11] S. Chen, S. Sun, Q. Gao, and X. Su, "Adaptive beamforming in TDD-based mobile communication systems: State of the art and 5G research directions," *IEEE Wireless Commun.*, vol. 23, pp. 81–87, Dec. 2016.
- [12] Y. Wu, C. Xiao, Z. Ding, X. Gao, and S. Jin, "A survey on MIMO transmission with finite input signals: Technical challenges, advances, and future trends," *Proceedings of the IEEE*, vol. 106, no. 10, pp. 1779–1833, Oct. 2018.

- [13] J. G. Andrews, S. Buzzi, W. Choi, S. Hanly, A. Lozano, A. C. K. Soong, and J. C. Zhang, "What will 5G be?" *IEEE J. Sel. Areas Commun.*, vol. 32, pp. 1065–1082, Jun. 2014.
- [14] T. L. Marzetta, "Noncooperative cellular wireless with unlimited numbers of base station antennas," *IEEE Trans. Wireless Commun.*, vol. 9, pp. 3590–3600, Nov. 2010.
- [15] C.-K. Wen, Y. Wu, K.-K. Wong, R. Schober, and P. Ting, "Performance limits of massive MIMO systems based on Bayes-optimal inference," in *Proc. Int. Conf. Commun. (ICC'2015)*, London, UK, Jun. 2015, pp. 1783–1788.
- [16] R. R. Müller, L. Cottatellucci, and M. Vehkaperä, "Blind pilot decontamination," *IEEE J. Sel. Topic Signal Process.*, vol. 8, pp. 773–786, Oct. 2014.
- [17] S. Haghshatshoar and G. Caire, "Massive MIMO pilot decontamination and channel interpolation via wideband sparse channel estimation," *IEEE Trans. Wireless Commun.*, vol. 16, pp. 8316–8332, Dec. 2016.
- [18] S. Ni, J. Zhao, and Y. Gong, "Optimal pilot design in massive MIMO systems based on channel estimation," *IET Commun.*, vol. 11, pp. 975–984, May 2017.
- [19] J. Zhu, R. Schober, and V. K. Bhargava, "Secure transmission in multicell massive MIMO systems," *IEEE Trans. Wireless Commun.*, vol. 13, pp. 4766–4781, Sep. 2014.
- [20] X. Chen, L. Lei, H. Zhang, and C. Yuen, "Large-scale MIMO relaying techniques for physical layer security: AF or DF?" *IEEE Trans. Wireless Commun.*, vol. 14, pp. 5135–5146, Sep. 2015.
- [21] J. Chen, X. Chen, W. H. Gerstacker, and D. W. K. Ng, "Resource allocation for a massive MIMO relay aided secure communication," *IEEE Trans. Inf. Forensics Security*, vol. 11, pp. 1700–1711, Aug. 2016.
- [22] J. Zhu, D. W. K. Ng, N. Wang, R. Schober, and V. K. Bhargava, "Analysis and design of secure massive MIMO systems in the presence of hardware impairments," *IEEE Trans. Wireless Commun.*, vol. 16, pp. 2001–2016, Mar. 2017.
- [23] N.-P. Nguyen, H. Q. Ngo, T. Q. Duong, H. D. Tuan, and K. Tourki, "Secure massive MIMO with the artificial noise-aided downlink training," *IEEE J. Sel. Areas Commun.*, vol. 36, pp. 802–816, Apr. 2018.
- [24] Y. Wu, R. Schober, D. W. K. Ng, C. Xiao, and G. Caire, "Secure massive MIMO transmission with an active eavesdropper," *IEEE Trans. Inf. Theory*, vol. 62, pp. 3880–3900, Jul. 2016.
- [25] X. Zhou, B. Maham, and A. Hjørungnes, "Pilot contamination for active eavesdropping," *IEEE Trans. Wireless Commun.*, vol. 11, pp. 903–907, Mar. 2012.
- [26] J. Xu, L. Duan, and R. Zhang, "Proactive eavesdropping via jamming for rate maximization over Rayleigh fading channels," *IEEE Wireless Commun. Lett.*, vol. 14, pp. 80–83, Feb. 2016.
- [27] N.-P. Nguyen, H. Q. Ngo, T. Q. Duong, H. D. Tuan, and D. B. da Costa, "Full-duplex cyber-weapon with massive arrays," *IEEE Trans. Commun.*, vol. 65, pp. 5544–5558, Dec. 2017.
- [28] K.-W. Huang, H. M. Wang, Y. Wu, R. Schober, and M. H. Lee, "Pilot spoofing attack by multiple eavesdroppers," *IEEE Trans. Wireless Commun.*, vol. 17, pp. 6433–6447, Oct. 2018.
- [29] D. Kapetanovic, G. Zheng, K.-K. Wong, and B. Ottersten, "Detection of pilot contamination attack using random training and massive MIMO," in *Proc. IEEE Personal, Indoor, and Mobile Radio Communications (PIMRC 13)*, London, UK, Sep. 2013, pp. 13–18.
- [30] D. Kapetanovic, G. Zheng, and F. Rusek, "Physical layer security for massive MIMO: An overview on passive eavesdropping and active attacks," *IEEE Commun. Mag.*, vol. 53, pp. 21–27, Jun. 2015.
- [31] Q. Xiong, Y.-C. Liang, K. H. Li, and Y. Gong, "An energy ratio-based approach for detecting pilot spoofing attack in multiple-antenna systems," *IEEE Trans. Inf. Forensics Security*, vol. 10, pp. 932–940, May 2015.

- [32] J. K. Tugnait, "Self-contamination for detection of pilot contamination attack in multiple antenna systems," *IEEE Wireless Commun. Lett.*, vol. 4, pp. 525–528, Oct. 2015.
- [33] Q. Xiong, Y.-C. Liang, K. H. Li, Y. Gong, and S. Han, "Secure transmission against pilot spoofing attack: A two-way training-based scheme," *IEEE Trans. Inf. Forensics Security*, vol. 11, pp. 1017–1026, May 2016.
- [34] S. Im, H. Jeon, J. Choi, and J. Ha, "Secret key agreement with large antenna arrays under the pilot contamination attack," *IEEE Trans. Wireless Commun.*, vol. 14, pp. 6579–6594, Dec. 2015.
- [35] Y. O. Basciftci, C. E. Koksall, and A. Ashikhmin, "Securing massive MIMO at the physical layer," [Online]. Available: <http://arxiv.org/abs/1505.00396>.
- [36] H.-M. Wang, K.-W. Huang, and T. A. Tsiftsis, "Multiple antennas secure transmission under pilot spoofing and jamming attack," *IEEE J. Sel. Areas Commun.*, vol. 36, pp. 860–876, Apr. 2018.
- [37] T. T. Do, E. Björnson, E. G. Larsson, and S. M. Razavizadeh, "Jamming-resistant receivers for the massive MIMO uplink," *IEEE Trans. Inf. Forensics Security*, vol. 13, pp. 210–223, Jan. 2018.
- [38] J. K. Tugnait, "Pilot spoofing attack detection and countermeasure," *IEEE Trans. Commun.*, vol. 66, pp. 2093–2106, May 2018.
- [39] G. Geraci, M. Egan, J. Yuan, A. Razi, and I. Collings, "Secrecy sum-rates for multi-user MIMO regularized channel inversion precoding," *IEEE Trans. Commun.*, vol. 60, pp. 3472–3482, Nov. 2012.
- [40] J. Evans and D. N. C. Tse, "Large system performance of linear multiuser receivers in multipath fading channels," *IEEE Trans. Inf. Theory*, vol. 46, pp. 2059–2078, Sep. 2000.
- [41] Y. S. Cho, J. Kim, W. Y. Yang, and C. G. Kang, *MIMO-OFDM Wireless Communications with MATLAB*. Singapore: John Wiley & Sons (Asia) Pte Ltd, 2010.
- [42] C.-K. Wen, G. Pan, K.-K. Wong, M. Guo, and J.-C. Chen, "A deterministic equivalent for the analysis of non-gaussian correlated MIMO multiple access channels," *IEEE Trans. Inf. Theory*, vol. 59, pp. 329–352, Jan. 2013.