

Web Links Prediction And Category-Wise Recommendation Based On Browser History

Ashadullah Shawon, Syed Tauhid Zuhori , Firoz Mahmud , Md. Jamil-Ur Rahman
Rajshahi University of Engineering and Technology
{shawonashadullah,tauhid.ruet04,fmahmud.ruet,jamilruet13}@gmail.com

Abstract—A web browser should not be only for browsing web pages but also help users to find out their target websites and recommend similar type websites based on their behavior. Throughout this paper, we propose two methods to make a web browser more intelligent about link prediction which works during typing on address-bar and recommendation of websites according to several categories. Our proposed link prediction system is actually frequency prediction which is predicted based on the first visit, last visit and URL counts. But recommend system is the most challenging as it is needed to classify web URLs according to names without visiting web pages. So we use existing model for URL classification. The only existing approach gives unsatisfactory results and low accuracy. So we add hyperparameter optimization with an existing approach that finds the best parameters for existing URL classification model and gives better accuracy. In this paper, we propose a category wise recommendation system using frequency value and the total visit of individual URL category.

Index Terms—Intelligent Browser, Link Prediction, Frequency, URL Classification, Category-wise Recommendation

I. INTRODUCTION

Nowadays most important features of different kinds of websites are quick searching, content recommendation and tracking user behavior. The advantages of these features are easily finding target contents of a user. Web contents are recommended based on content tags. These tags define the category and identity of those contents. For quick searching, websites analyze search keywords and predict target search content. Web-browser also deals with many websites. For quick searching or link prediction on address-bar, web-browser analyze the history of a user. Web-browser history contains much information but most important information are URL, first-visit, last-visit, click-counts and frequency. Learning an implicit algorithm can make the browser more intelligent. So supervised learning algorithm is used for link prediction in this paper. Regression method is used for predicting frequency value. Thus higher frequency value means the higher interest of a user [1]. But recommendation system for a browser is difficult than web contents as for a recommendation, the browser needs to classify the URLs. Classifying the URLs based on their name is a challenging task.

II. RELATED WORK

There are some research papers which were published earlier based on either browser history or web URL classification. An earlier research showed the method and system for auto-generating web URL list during searching based on

browser history [2]. The existing system of link prediction of a web-browser follows explicit algorithm [3]. For URL classification most of the previous paper focused on feature extraction techniques, some paper focused on models [4] [5]. Macro-averaged F-measure of URL classification is obtained in another research using Naive Bayes and SVM algorithm [6]. In 2018, we published a research paper [7] focusing on only website or URL classification. This research paper achieved the best accuracy so far. We used balanced DMOZ dataset there and took 2000 samples per class. But in this research paper, we are using unbalanced and large samples of DMOZ dataset.

III. PROPOSED METHOD

In our research, we approach for both link prediction and web URL classification. We modify current link prediction system and add some techniques for better test accuracy for URL classification. Finally, we use the result of both link prediction and URL classification to create a ranking of websites and recommendation. Fig. 1 shows the diagram of our proposed method. We use browser history dataset to predict frequency value. As it is a supervised learning method, at first machine is trained by train dataset to predict frequency using linear regression algorithm. After predicted frequency value, it




Fig. 1. Proposed Method.

is known that which URLs have higher frequency that means higher user interest. But for a recommendation, it is needed to identify the category of those URL so that browser can fetch similar category type links or news. So another important part of our proposed method is classifying URL. A machine is trained from URL classification dataset using multinomial Naive Bayes classification algorithm [6]. Then our system

classifies URL and finds the most visited category of websites. Finally, our system recommends websites users according to the ranking of individual category.

IV. FREQUENCY PREDICTION

A. Browser History Dataset

Browser history dataset is a real-life browsing data that is stored by the browser. We have collected it from Mozilla Firefox web browser and it contains much information such as URL, first visit time, last visit time, URL counts, URL lengths, frequency, URL title etc. There are total 2305 URL. We need URL, first visit time, last visit time, URL counts and frequency as our interest is related to time and URL counts. Time is converted to Unix timestamp for calculation. Thus after preprocessing, sample dataset looks like Table I:

TABLE I
SAMPLE BROWSER HISTORY DATASET

URL	First Time Visit	Last Time Visit	URL Counts	Frequency
https://web.facebook.com/	1521241972	1522351859	177	56640
http://localhost/phpmyadmin/	1518413861	1522075694	24	39312
https://mail.google.com/mail/u/	1516596003	1522352010	36	33264
https://github.com/	1517215489	1522352266	37	27528
https://www.youtube.com/	1517229227	1521978502	24	14792

B. Current Frequency Calculation System

Current Frequency System is not being calculated by a learning algorithm. According to Mozilla developer blog: "Frequency is a score given to each unique URI in Places, encompassing bookmarks, history and tags. This score is determined by the amount of re-visitation, the type of those visits, how recent they were, and whether the URI was bookmarked or tagged. The word frequency itself is a combination of the words frequency and recency. The default frequency value for all valid entries is -1. Places with this value can show up in autocomplete results. Invalid places have a frequency value of zero, and will not show up in autocomplete results. Examples of invalid places are place: queries, and unvisited livemark feed entries" [1]. Frequency rating is being calculated currently by the exponential decay. Decay rate constant λ , points of visit p , age of visit a that is difference between last and first visit are needed to calculate current value of a visit β and frequency score γ . So Eq.1, Eq.2, Eq.3 show the current calculation system [3].

$$\lambda = \frac{\ln(2)}{30} \quad (1)$$

$$\beta = p * e^{-\lambda * a} \quad (2)$$

$$\gamma = \sum_{i=1}^n \beta \quad (3)$$

C. Our Proposed Frequency Prediction System

We analyze browser history and find some features that are very important for frequency prediction. From browser history dataset our columns are URL, first-visit, last-visit, click-counts and frequency. We want to train browser from a history dataset so that it can predict frequency for new history dataset. So we propose to use a supervised learning algorithm to predict frequency value of unknown URLs implicitly instead of calculating by an explicit algorithm. As a result, browser need not calculate frequency explicitly. According to browser history, we observe the relation between frequency value and URL, first-visit, last-visit, click-counts for frequency value prediction. So features of the dataset are first-visit, last-visit and click-counts. URL is not necessary during prediction, because frequency is changed according to first-visit, last-visit and click-counts. But URL is final output for link prediction. So URL column should be present. Our target column is frequency.

Features X :

- First Visit Time
- Last Visit Time
- Click Counts

Target Y :

- Frequency

After observing the relationship in Fig.2, we have found a linear line. Linear line is fitted with some points.

Finally, after observing linear relationship, we propose to pre-

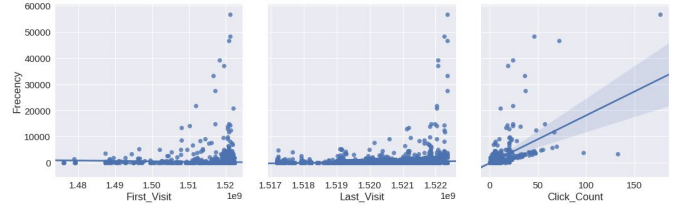


Fig. 2. Relationship Between Features And Target

dict frequency by the multivariate linear regression algorithm.

D. Multivariate Linear Regression Algorithm:

Linear regression with multiple variables is called multivariate linear regression. A common method for multiple linear regression [8] [9] is shown in Eq.4. Eq.5 finds the minimized cost function $J(\theta)$ and Eq.7 finds all values of the θ vector [10].

$$h = \theta_0 + \theta_1 x_1 + \theta_2 x_2 + \theta_3 x_3 + \dots + \theta_m x_m = \theta^T X \quad (4)$$

Here, h is hypothesis. So $\theta_0, \theta_1, \theta_2, \dots, \theta_m$ is calculated such that cost function $J(\theta_0, \theta_1, \theta_2, \dots, \theta_m)$ is minimized. So cost function equation is:

$$J(\theta) = \frac{1}{2m} \sum_{i=1}^m (h_{\theta}(x^i) - y^i)^2 \quad (5)$$

θ is a column vector here.

$$\theta = \begin{pmatrix} \theta_0 \\ \theta_1 \\ \cdot \\ \theta_m \end{pmatrix} \quad (6)$$

$$\theta = (X^T X)^{-1} X^T Y \quad (7)$$

After applying θ values in Eq.(4), predicted value can be achieved as h is our hypothesis.

V. URL CLASSIFICATION

A. Dataset Visualization

We use Open Directory Project DMOZ dataset for URL classification [11]. The dataset is divided into training set and test set. We also include some extra entries in DMOZ test dataset. For 4 class URL classification, the training dataset visualization is given below: There are total 650000 entries and

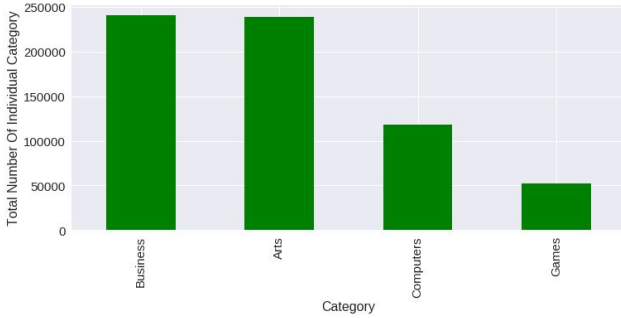


Fig. 3. DMOZ Dataset Visualization For 4 Classes

15 categories. The dataset split is about 70% training and 30% testing with 10 fold cross validation. The categories are Adults, Arts, Business, Computers, Games, Health, Home, News, Recreation, Reference, Science, Society, Shopping, Sports, and Regional. We Table II shows a small part of DMOZ dataset.

TABLE II
DMOZ DATASET SAMPLE.

URL	Category
http://www.gamespot.com/ps/	Games
https://www.gamefun.com	Games
https://drive.google.com/drive/my-drive	Computers
http://www.narutofan.com/	Arts

B. Current Vs Proposed URL Classification System

The first difference between previous approach [4] and our approach is testing data. The previous researchers took only 15000 testing data for verifying testing accuracy but our testing data is about 195000 which is a massive testing dataset. Current URL classification system is based on n-gram language model and multinomial Naive Bayes classifier [4]. Though n-gram language model and multinomial Naive Bayes classifier are the main models of URL classification, it

is needed to add some technique to increase the performance of existing model. We use an existing approach in our research and we add hyperparameter optimization for better accuracy. There are many hyperparameter tuning methods. We select random search hyperparameter optimization method. Because random search can find better parameters for a model within a small fraction of computation time and make different parameters important on different data sets [12]. It is performed by evaluating n uniformly random points in the hyperparameter space and select the one producing the best performance [13]. According to another paper of random search algorithm, the update procedure to find best parameters is shown in Eq.8 where X_{k+1} is current point and V_{k+1} is candidate point [14].

$$X_{k+1} = \begin{cases} V_{k+1} & \text{if } f(V_{k+1}) < f(X_k) \\ X_k & \text{otherwise} \end{cases} \quad (8)$$

If this procedure trap in a local optimum then the solution is simulated annealing [15]. The solution procedure is shown in Eq.9.

$$X_{k+1} = \begin{cases} V_{k+1} & \text{with probability } \min\left\{1, e^{\left(\frac{f(X_k) - f(V_{k+1})}{T_k}\right)}\right\} \\ X_k & \text{otherwise} \end{cases} \quad (9)$$

VI. EXPERIMENTAL RESULTS

A. Frecency Prediction

Our target is to sort the links according to users interest so that users will be suggested to click those links that are in top position. Experimental results of frecency prediction are shown in Table III. During calculating results, we use another external history dataset to avoid bias problem. We measure mean square error, root mean square(RMS) error and score which is the coefficient of determination R^2 of the prediction.

TABLE III
EXPERIMENTAL RESULTS OF FREQUENCY PREDICTION.

Mean Square Error	Root Mean Square Error	Score
586430.6574	765.7876	87.62%

Predicted relationship vs actual relationship is shown in Figure 4. We observe that predicted relationship line is linear but actual relationship line is slightly bent. So according to Figure 4, the predicted result is not individually accurate but relatively maximum predicted frecency values are sorted as actual frecency values. Thus this result is meaningful for detecting most interesting links.

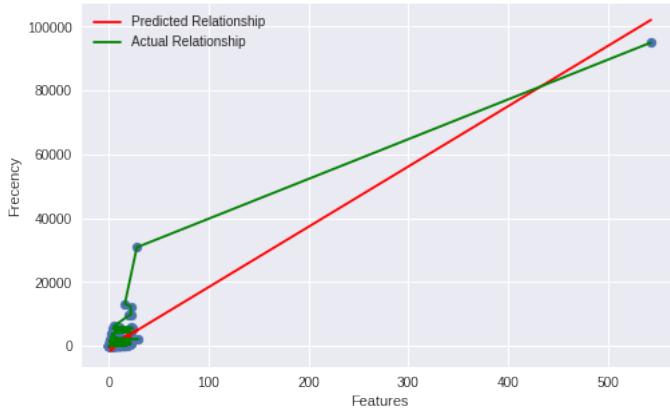


Fig. 4. Predicted relationship vs Actual relationship

B. Link Prediction

After getting predicted frequency value, we sort the URL list according to higher frequency. Table IV shows the sample sorted result with predicted frequency. The link prediction for the search term “loc” will predict Table IV URLs. We develop a live link prediction system for this result only [16].

TABLE IV
PREDICTED FREQUENCY.

URL	URL Counts	Frequency
http://localhost/phpmyadmin/	16	2906.7627
http://localhost:8888/tree	15	2717.497
http://localhost:8000/home	13	2274.1109

C. URL Classification

Previous approach[4] did not find best parameters for URL classification. We find the best parameters for existing n-gram model and improve the accuracy of previous research. We get the best parameters and best mean value is 0.69971. The best parameters are shown in Table V and all parameters list is shown in Table VI. The best parameters are found by random search analyzing 8 iterations. Here clf-alpha is a learning rate. Table VII shows the Precision, Recall, F1 score and

TABLE V
BEST PARAMETERS

mean	standard-deviation	n-gram-range	tfidf-use-idf	clf-alpha
0.69971	0.00035	(1,2)	True	0.01

Accuracy for 2, 4 and 15 class URL classification system without applying random search of previous approach. Table VIII shows the better result than Table VII after applying random search of our proposed method. Comparing Table VII and Table VIII, it is clear that our approach gives a better result than previous.

TABLE VI
ALL PARAMETERS LIST BY RANDOM SEARCH

mean	standard-deviation	n-gram-range	tfidf-use-idf	clf-alpha
0.69245	0.00036	(1,1)	True	0.01
0.69971	0.00035	(1,2)	True	0.01
0.69460	0.00053	(1,1)	False	0.01
0.69702	0.00047	(1,2)	False	0.01
0.69153	0.00028	(1,1)	True	0.001
0.69804	0.00034	(1,2)	True	0.001
0.69348	0.00062	(1,1)	True	0.001
0.69614	0.00047	(1,2)	True	0.001

TABLE VII
CLASSIFICATION ACCURACY WITHOUT RANDOM SEARCH (PREVIOUS METHOD)

Class	Precision	Recall	F1 score	Accuracy
2	84.35%	83.33%	83.22%	83.33%
4	73.45%	68.33%	66.29%	68.33%
15	61.66%	44.01%	39.74%	44.01%

TABLE VIII
CLASSIFICATION ACCURACY WITH RANDOM SEARCH (PROPOSED METHOD)

Class	Precision	Recall	F1 score	Accuracy
2	85.70%	84.34%	84.20%	84.34%
4	73.74%	71.23%	70.54%	71.23%
15	56.34%	49.87%	48.66%	49.87%

D. Recommendation

Recommendation result is highly dependent on URL classification. Because recommendation URLs are fetched according to URL classification output. After applying both frequency prediction and URL classification we get the predicted frequency value and predicted URL category for browser history test dataset. Some of the predicted sample results for test set is shown in Table IX. Table IX result is sorted by higher frequency value so that during typing on the address bar of a browser, a user will be suggested the higher frequency URL based on user typed string. Finally, we get the total number of visit according to individual categories from browser history and Figure 5 shows the total visit number according to categories.

We find the total frequency T of every common category from Table IX and the total visit of individual category.

$$T = \sum_{i=1}^k f_i \quad (10)$$

TABLE IX
PREDICTED SAMPLE RESULT FOR FREQUENCY AND CATEGORY

URL	URL Counts	Frequency	Category
https://web.facebook.com/	543	102108.26	Computers
https://drive.google.com/drive/my-drive	28	4873.655	Computers
http://codeforces.com/contests	21	3650.896	Arts
https://www.floydhub.com/jobs	4	665.371	Business
http://www.cricbuzz.com/live-cricket-scores	4	579.825	Games
http://localhost/map/googlemap.php	9	528.395	Computers
https://www.kaggle.com/competitions	2	309.769	Arts
https://freebitco.in/	1	111.909	Business

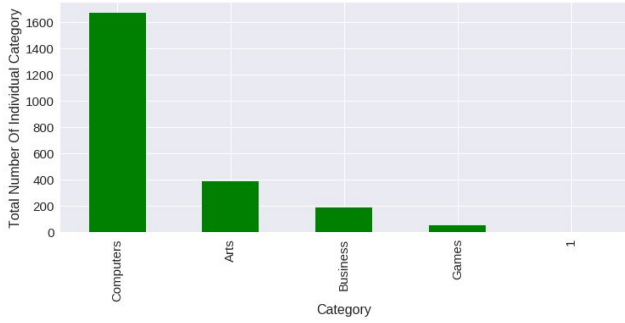


Fig. 5. Total visit number according to categories

So the probability of individual category is defined in Eq. 11.

$$P(T_i) = \frac{T_i}{\sum_{i=1}^t T_i} \quad (11)$$

Now, according to the probability of individual category, we get the ranking of categories. Table X shows the ranking of categories. So we find the most interesting category of

TABLE X
RANKING OF CATEGORIES

Rank	Category	Probability
1	Computers	0.77
2	Arts	0.097
3	Business	0.074
4	Games	0.051

this browser history is “Computers”. According to ranking, the similar type of websites are fetched from the database or scraped from the internet in real time. Table XI and XII shows the sample recommendation based on user interest. We develop a live sample recommendation result for better understanding [17]. According to all results, we find an intelligent link prediction and a recommendation system for a web browser.

TABLE XI
SAMPLE RECOMMENDATION FOR MOST INTERESTED CATEGORY

Computers Category
https://twitter.com
https://bitbucket.org
https://reddit.com
https://instagram.com
https://datascience.com
https://khanacademy.org
https://www.computer.org
https://www.apple.com
https://www.ieee.org

TABLE XII
SAMPLE RECOMMENDATION FOR OTHERS CATEGORY

Arts Category	Business Category	Games Category
https://cartoonnetwork.com	https://www.business.gov.au/	http://www.mariogames.be
https://watchcartoononline.io	https://www.linkedin.com/jobs	https://www.goal.com/en
http://ben10.wikia.com/wiki/	https://www.upwork.com	http://gamesgames.com

VII. CONCLUSION

In this paper, we have focused on implicit prediction system for frequency calculation instead of the explicit algorithm and random search algorithm for improving the accuracy of web classification as well as the recommendation system. We have shown an intelligent link prediction method and improvement of URL classification accuracy for several classes. But as a future work, frequency prediction should be more accurate and URL classification accuracy need to be more improved. We believe that polynomial regression or more advanced regression can reduce root mean square error and improve frequency prediction. More advanced parameter optimization and adding web page title feature in DMOZ dataset may increase accuracy for multi-class URL classification. Finally, we recommend to continue our research in that direction.

REFERENCES

- [1] M. Connor and S. Spitzer, “Frequency algorithm”, *MDN Web Docs*, 2007. [Online]. Available: https://developer.mozilla.org/en-US/docs/Mozilla/Tech/Places/Frequency_algorithm. [Accessed: 01-May-2018].
- [2] J. Maddalozzo, G. Francis McBrearty and J. Meng-Han Shieh, “Method and system for searching web browser history”, US6460060B1, 2002.
- [3] J. Ruderman, J. Lebar, “NewFrequency”, *MozillaWiki*. [Online]. Available: <https://wiki.mozilla.org/User:Jesse/NewFrequency>. [Accessed: 01-May-2018].
- [4] T. Abdallah and B. de La Iglesia, “URL-Based Web Page Classification: With n-Gram Language Models”, *Communications in Computer and Information Science*, pp. 19-33, 2015.
- [5] X. Qi and B. Davison, “Web page classification”, *ACM Computing Surveys*, vol. 41, no. 2, pp. 1-31, 2009.
- [6] E. Baykan, M. Henzinger, L. Marian and I. Weber, “Purely URL-based topic classification”, *Proceedings of the 18th international conference on World wide web - WWW '09*, 2009.

- [7] A. Shawon, S. T. Zuhori, F. Mahmud and M. J. Rahman, "Website Classification Using Word Based Multiple N -Gram Models and Random Search Oriented Feature Parameters," 2018 21st International Conference of Computer and Information Technology (ICCIT), Dhaka, Bangladesh, 2018, pp. 1-6. doi: 10.1109/ICCITECHN.2018.8631907
- [8] D. Andrews, "A Robust Method for Multiple Linear Regression", *Technometrics*, vol. 16, no. 4, pp. 523-531, 1974.
- [9] G. James, D. Witten, T. Hastie and R. Tibshirani, *An introduction to statistical learning*. Springer-Verlag New York, 2013, p. 87.
- [10] A. Ng, "Cs229 Lecture Notes", *Cs229.stanford.edu*, 2017. [Online]. Available: <http://cs229.stanford.edu/notes/cs229-notes1.pdf>. [Accessed: 10-May-2018].
- [11] "DMOZ", *Open Web Directory Project*. [Online]. Available: <https://dmoztools.net/>. [Accessed: 01-May-2018].
- [12] J. Bergstra and Y. Bengio, "Random search for hyper-parameter optimization," *J. Mach. Learn. Res.*, vol. 13, pp. 281305, 2012.
- [13] A. Johnson, "Common Problems in Hyperparameter Optimization", *Blog.sigopt.com*, 2017. [Online]. Available: <https://blog.sigopt.com/posts/common-problems-in-hyperparameter-optimization>. [Accessed: 10-May-2018].
- [14] Z. Zabinsky, "Random Search Algorithms", *Wiley Encyclopedia of Operations Research and Management Science*, 2011.
- [15] W. Kern, "Simulated Annealing and Boltzmann Machines: A Stochastic Approach to Combinatorial Optimization and Neural Computing (Emile Aarts and Jan Korst)", *SIAM Review*, vol. 33, no. 2, pp. 323-323, 1991.
- [16] "Link Prediction". [Online]. Available: <http://myresearch.epizy.com/>. [Accessed: 10-May-2018].
- [17] "Recommendation". [Online]. Available: <http://myresearch.epizy.com/recommendation.php>. [Accessed: 10-May-2018].